



Alpine Elf Cup Series

Autodromo Nazionale Monza

18th – 20th October 2024

Results booklet



Provided by Cronococa S.L.

www.cronococa.com



Autodromo Nazionale Monza
Alpine Elf Cup Series
Free practice - 1
Provisional Results



Clas	Nº	Driver	Nat	Cat	Clas	Team	Nat	Level	Laps	Best	Time	Gap	Interval	Km/h
1	38	Charles Roussanne	FRA	JUN	1	VPS RACING	FRA	Inter D	13	11	2:12.252			157.6
2	31	Louis Meric	FRA	CHA	1	RACE CARS	FRA	Inter C	12	10	2:14.119	1.867	1.867	155.4
3	10	Romain Monti	FRA	PRO	1	HAZEL TECHNOLOGIE	FRA	Inter C	10	5	2:14.147	1.895	0.028	155.4
4	85	Thibaut Bossy	FRA	CHA	2	HERRERO RACING	FRA	Inter C	13	12	2:14.212	1.960	0.065	155.3
5	8	Lukas Papin	FRA	JUN	2	SCHUMACHER CLRT	FRA	Inter D	5	5	2:14.319	2.067	0.107	155.2
6	4	Léo Jousset	FRA	JUN	3	RACE CARS	FRA	Inter C	4	3	2:14.817	2.565	0.498	154.6
7	36	Sami Dhahri	FRA	JUN	4	VPS RACING	FRA	Inter C	13	12	2:14.879	2.627	0.062	154.6
8	2	Florian Coruble	FRA	CHA	3	HAZEL TECHNOLOGIE	FRA	Inter C	8	3	2:15.228	2.976	0.349	154.2
9	9	Philippe Bourgois	BEL	GEN	1	RACE CARS	FRA	Inter C	14	13	2:15.911	3.659	0.683	153.4
10	123	Frédéric De Brabant	FRA	GEN	2	HAZEL TECHNOLOGIE	FRA	NCC	13	12	2:17.220	4.968	1.309	151.9
11	63	Pierre-Laurent Figuiere	FRA	CHA	4	HAZEL TECHNOLOGIE	FRA	Inter C	12	11	2:17.276	5.024	0.056	151.9
12	23	Laurent Richard	FRA	GEN	3	HERRERO RACING	FRA	Inter C	13	12	2:18.100	5.848	0.824	151.0
13	3	Gosia Rdest	POL	CHA	5	HAZEL TECHNOLOGIE	FRA	Inter	11	9	2:19.466	7.214	1.366	149.5
14	77	Alain Jacono	FRA	GEN	4	HAZEL TECHNOLOGIE	FRA	NCC	13	12	2:21.078	8.826	1.612	147.8
15	7	Franc Rouxel	FRA	GEN	5	HERRERO RACING	FRA	Inter D	11	10	2:22.545	10.293	1.467	146.3
16	18	Pierre Macchi	FRA	GEN	6	SCHUMACHER CLRT	FRA	Inter C	12	11	2:22.698	10.446	0.153	146.1

Published at:.....

Track Temp: 16.9 °C Air Temp: 16.0 °C Humidity: 97 % Track Status: WET


Race Director:

Timekeeper:



Alpine Mobility





Autodromo Nazionale Monza
Alpine Elf Cup Series
Free practice - 1
Provisional Results by Category



CHA														
Clas	Nº	Driver	Nat	Cat	Clas	Team	Nat	Level	Laps	Best	Time	Gap	Interval	Km/h
1	31	Louis Meric		CHA	1	RACE CARS		Inter C	12	10	2:14.119			155.4
2	85	Thibaut Bossy		CHA	2	HERRERO RACING		Inter C	13	12	2:14.212	0.093	0.093	155.3
3	2	Florian Coruble		CHA	3	HAZEL TECHNOLOGIE		Inter C	8	3	2:15.228	1.109	1.016	154.2
4	63	Pierre-Laurent Figuiere		CHA	4	HAZEL TECHNOLOGIE		Inter C	12	11	2:17.276	3.157	2.048	151.9
5	3	Gosia Rdest		CHA	5	HAZEL TECHNOLOGIE		Inter	11	9	2:19.466	5.347	2.190	149.5

JUN														
Clas	Nº	Driver	Nat	Cat	Clas	Team	Nat	Level	Laps	Best	Time	Gap	Interval	Km/h
1	38	Charles Roussanne		JUN	1	VPS RACING		Inter D	13	11	2:12.252			157.6
2	8	Lukas Papin		JUN	2	SCHUMACHER CLRT		Inter D	5	5	2:14.319	2.067	2.067	155.2
3	4	Léo Jousset		JUN	3	RACE CARS		Inter C	4	3	2:14.817	2.565	0.498	154.6
4	36	Sami Dhahri		JUN	4	VPS RACING		Inter C	13	12	2:14.879	2.627	0.062	154.6

PRO														
Clas	Nº	Driver	Nat	Cat	Clas	Team	Nat	Level	Laps	Best	Time	Gap	Interval	Km/h
1	10	Romain Monti		PRO	1	HAZEL TECHNOLOGIE		Inter C	10	5	2:14.147			155.4

GEN														
Clas	Nº	Driver	Nat	Cat	Clas	Team	Nat	Level	Laps	Best	Time	Gap	Interval	Km/h
1	9	Philippe Bourgois		GEN	1	RACE CARS		Inter C	14	13	2:15.911			153.4
2	123	Frédéric De Brabant		GEN	2	HAZEL TECHNOLOGIE		NCC	13	12	2:17.220	1.309	1.309	151.9
3	23	Laurent Richard		GEN	3	HERRERO RACING		Inter C	13	12	2:18.100	2.189	0.880	151.0
4	77	Alain Jacono		GEN	4	HAZEL TECHNOLOGIE		NCC	13	12	2:21.078	5.167	2.978	147.8
5	7	Franc Rouxel		GEN	5	HERRERO RACING		Inter D	11	10	2:22.545	6.634	1.467	146.3
6	18	Pierre Macchi		GEN	6	SCHUMACHER CLRT		Inter C	12	11	2:22.698	6.787	0.153	146.1


Published at:.....

Track Temp: **16.9 °C** Air Temp: **16.0 °C** Humidity: **97 %** Track Status: **WET**

Race Director:

Timekeeper:





Autodromo Nazionale Monza
Alpine Elf Cup Series
Free practice - 1
Provisional Results by Class



Inter C														
Clas	Nº	Driver	Nat	Cat	Clas	Team	Nat	Level	Laps	Best	Time	Gap	Interval	Km/h
1	31	Louis Meric		Inter C	1	RACE CARS		Inter C	12	10	2:14.119			155.4
2	10	Romain Monti		Inter C	2	HAZEL TECHNOLOGIE		Inter C	10	5	2:14.147	0.028	0.028	155.4
3	85	Thibaut Bossy		Inter C	3	HERRERO RACING		Inter C	13	12	2:14.212	0.093	0.065	155.3
4	4	Léo Jousset		Inter C	4	RACE CARS		Inter C	4	3	2:14.817	0.698	0.605	154.6
5	36	Sami Dhahri		Inter C	5	VPS RACING		Inter C	13	12	2:14.879	0.760	0.062	154.6
6	2	Florian Coruble		Inter C	6	HAZEL TECHNOLOGIE		Inter C	8	3	2:15.228	1.109	0.349	154.2
7	9	Philippe Bourgois		Inter C	7	RACE CARS		Inter C	14	13	2:15.911	1.792	0.683	153.4
8	63	Pierre-Laurent Figuiere		Inter C	8	HAZEL TECHNOLOGIE		Inter C	12	11	2:17.276	3.157	1.365	151.9
9	23	Laurent Richard		Inter C	9	HERRERO RACING		Inter C	13	12	2:18.100	3.981	0.824	151.0
10	18	Pierre Macchi		Inter C	10	SCHUMACHER CLRT		Inter C	12	11	2:22.698	8.579	4.598	146.1

Inter D														
Clas	Nº	Driver	Nat	Cat	Clas	Team	Nat	Level	Laps	Best	Time	Gap	Interval	Km/h
1	38	Charles Roussanne		Inter D	1	VPS RACING		Inter D	13	11	2:12.252			157.6
2	8	Lukas Papin		Inter D	2	SCHUMACHER CLRT		Inter D	5	5	2:14.319	2.067	2.067	155.2
3	7	Franc Rouxel		Inter D	3	HERRERO RACING		Inter D	11	10	2:22.545	10.293	8.226	146.3

NCC														
Clas	Nº	Driver	Nat	Cat	Clas	Team	Nat	Level	Laps	Best	Time	Gap	Interval	Km/h
1	123	Frédéric De Brabant		NCC	1	HAZEL TECHNOLOGIE		NCC	13	12	2:17.220			151.9
2	77	Alain Jacono		NCC	2	HAZEL TECHNOLOGIE		NCC	13	12	2:21.078	3.858	3.858	147.8

Inter														
Clas	Nº	Driver	Nat	Cat	Clas	Team	Nat	Level	Laps	Best	Time	Gap	Interval	Km/h
1	3	Gosia Rdest		Inter	1	HAZEL TECHNOLOGIE		Inter	11	9	2:19.466			149.5


Published at:.....

Track Temp: 16.9 °C Air Temp: 16.0 °C Humidity: 97 % Track Status: WET

Race Director:

Timekeeper:





Autodromo Nazionale Monza

Alpine Elf Cup Series

Free practice - 1

Lap Analysis




2 Florian Coruble Inter C							8 Lukas Papin Inter D								
CHA		CHAZEL TECHNOLOGIE					JUN		SCHUMACHER CLRT						
Lap	D	Time	Sector 1	Sector 2	Sector 3	T. Spd	Elapsed	Lap	D	Time	Sector 1	Sector 2	Sector 3	T. Spd	Elapsed
1		9:14:50.083	9:13:06.549	53.212	50.322	131.0	9:14:50.083	1		9:02:36.046	9:00:54.600	50.092	51.354	119.2	9:02:36.046
2		2:24.396	43.568	48.703	52.125	162.1	9:17:14.479	2		2:57.450 P	41.407	57.098	1:18.945	214.7	9:05:33.496
3		2:15.228	41.984	46.024	47.220	176.7	9:19:29.707	3		9:11.879	7:35.633	47.346	48.900	117.6	9:14:45.375
4		8:16.318 P	41.574	45.541	6:49.203	189.4	9:27:46.025	4		2:18.244	43.546	46.701	47.997	177.6	9:17:03.619
5		5:23.779 P	3:25.406	53.887	1:04.486	123.5	9:33:09.804	5		2:14.319	40.542	45.831	47.946	216.0	9:19:17.938
6		5:47.406	4:07.404	50.962	49.040	150.2	9:38:57.210	6			42.231			226.4	
7		2:18.954	43.280	46.648	49.026	183.6	9:41:16.164								
8		2:43.983 P	48.086	49.541	1:06.356	153.4	9:44:00.147								

3 Gosia Rdest Inter							9 Philippe Bourgois Inter C								
CHA		CHAZEL TECHNOLOGIE JUNIOR					GEN		RACE CARS CONSULTING						
Lap	D	Time	Sector 1	Sector 2	Sector 3	T. Spd	Elapsed	Lap	D	Time	Sector 1	Sector 2	Sector 3	T. Spd	Elapsed
1		9:14:44.303	9:13:00.267	51.578	52.458	150.6	9:14:44.303	1		9:03:15.010	9:01:20.068	55.061	59.881	119.3	9:03:15.010
2		2:28.089	45.898	51.112	51.079	163.3	9:17:12.392	2		2:58.841 P	55.564	53.397	1:09.880	163.6	9:06:13.851
3		2:20.299	42.361	47.876	50.062	198.1	9:19:32.691	3		8:33.533	6:56.639	47.512	49.382	123.7	9:14:47.384
4		2:24.518	44.556	48.625	51.337	183.9	9:21:57.209	4		2:21.197	43.162	48.285	49.750	190.4	9:17:08.581
5		3:05.096 P	43.207	47.576	1:34.313	190.1	9:25:02.305	5		2:20.222	44.284	47.059	48.879	230.2	9:19:28.803
6		6:05.415	4:20.607	54.727	50.081	79.0	9:31:07.720	6		2:20.231	43.989	46.879	49.363	228.8	9:21:49.034
7		2:21.225	43.939	47.329	49.957	183.9	9:33:28.945	7		2:31.593 P	42.994	47.597	1:01.002	201.8	9:24:20.627
8		2:21.663	43.435	47.981	50.247	186.8	9:35:50.608	8		5:54.869	3:25.615	1:24.191	1:05.063	82.6	9:30:15.496
9		2:19.466	42.652	46.556	50.258	194.9	9:38:10.074	9		2:20.646	45.053	46.887	48.706	213.4	9:32:36.142
10		2:21.792	42.385	49.627	49.780	188.1	9:40:31.866	10		2:18.924	42.698	47.261	48.965	208.0	9:34:55.066
11		2:37.458 P	42.962	48.135	1:06.361	189.4	9:43:09.324	11		2:17.786	42.557	47.206	48.023	206.1	9:37:12.852
								12		2:17.079	42.627	46.255	48.197	202.6	9:39:29.931
								13		2:15.911	42.247	45.515	48.149	201.4	9:41:45.842
								14		2:31.852 P	44.790	47.446	59.616	160.4	9:44:17.694

4 Léo Jousset Inter C							10 Romain Monti Inter C								
JUN		RACE CARS CONSULTING					PRO		CHAZEL TECHNOLOGIE JUNIOR						
Lap	D	Time	Sector 1	Sector 2	Sector 3	T. Spd	Elapsed	Lap	D	Time	Sector 1	Sector 2	Sector 3	T. Spd	Elapsed
1		9:34:09.023	9:32:19.134	51.836	58.053	122.5	9:34:09.023	1		9:02:51.195	9:01:08.231	50.346	52.618	129.8	9:02:51.195
2		2:17.198	42.442	46.596	48.160	191.8	9:36:26.221	2		2:54.427 P	43.889	49.446	1:21.092	166.9	9:05:45.622
3		2:14.817	41.334	46.152	47.331	194.5	9:38:41.038	3		8:37.942	7:02.919	46.715	48.308	176.1	9:14:23.564
4		2:26.909 P	40.942	47.854	58.113	216.8	9:41:07.947	4		2:14.445	41.406	45.577	47.462	200.7	9:16:38.009
								5		2:14.147	40.858	45.583	47.706	213.0	9:18:52.156
								6		2:34.465 P	42.225	47.916	1:04.324	190.4	9:21:26.621
								7		9:50.934 P	7:48.310	59.418	1:03.206	79.0	9:31:17.555
								8		6:34.789	5:00.569	46.538	47.682	157.6	9:37:52.344
								9		2:14.448	41.813	45.575	47.060	196.3	9:40:06.792
								10		2:56.935 P	51.443	55.962	1:09.530	142.6	9:43:03.727

7 Franc Rouxel Inter D							18 Pierre Macchi Inter C								
GEN		HERRERO RACING					GEN		SCHUMACHER CLRT						
Lap	D	Time	Sector 1	Sector 2	Sector 3	T. Spd	Elapsed	Lap	D	Time	Sector 1	Sector 2	Sector 3	T. Spd	Elapsed
1		9:15:02.684	9:13:13.435	54.354	54.895	117.9	9:15:02.684	1		9:03:00.851	9:01:11.999	52.598	56.254	121.4	9:03:00.851
2		2:32.463	47.746	50.761	53.956	157.6	9:17:35.147	2		3:06.034 P	49.178	55.150	1:21.706	166.1	9:06:06.885
3		2:28.091	45.337	49.010	53.744	166.6	9:20:03.238	3		8:49.311	7:08.196	50.805	50.310	133.4	9:14:56.196
4		2:36.500	46.382	51.694	58.424	161.1	9:22:39.738	4		2:27.195	44.819	51.444	50.932	200.0	9:17:23.391
5		3:48.385 P	45.068	1:16.297	1:47.020	191.1	9:26:28.123	5		2:29.348	50.158	48.361	50.829	208.4	9:19:52.739
6		5:00.465	3:17.268	51.575	51.622	99.0	9:31:28.588	6		2:34.820	44.218	51.225	59.377	196.7	9:22:27.559
7		2:29.775	46.349	49.832	53.594	146.9	9:33:58.363	7		3:24.563 P	45.951	1:05.315	1:33.297	195.6	9:25:52.122
8		2:27.886	45.894	49.946	52.046	177.9	9:36:26.249	8		5:24.376	3:32.599	57.683	54.094	98.7	9:31:16.498
9		2:25.497	45.717	48.988	50.792	171.1	9:38:51.746	9		2:31.158	45.199	53.456	52.503	195.2	9:33:47.656
10		2:22.545	43.939	48.543	50.063	200.7	9:41:14.291	10		2:24.082	45.603	48.175	50.304	179.4	9:36:11.738
11		2:44.140 P	46.722	50.650	1:06.768	145.7	9:43:58.431	11		2:22.698	44.844	48.012	49.842	197.0	9:38:34.436
								12		2:49.456 P	50.357	52.355	1:06.744	209.7	9:41:23.892





Autodromo Nazionale Monza
Alpine Elf Cup Series
Free practice - 1
Lap Analysis



23 Laurent Richard Inter C **38** Charles Roussanne Inter D

GEN							HERRERO RACING		JUN		VPS RACING				
Lap	D	Time	Sector 1	Sector 2	Sector 3	T. Spd	Elapsed	Lap	D	Time	Sector 1	Sector 2	Sector 3	T. Spd	Elapsed
1		9:03:00.007	9:01:16.516	49.921	53.570	125.2	9:03:00.007	1		9:02:40.562	9:01:07.914	45.906	46.742	88.5	9:02:40.562
2		2:56.281 P	44.442	51.917	1:19.922	185.8	9:05:56.288	2		2:58.178 P	41.376	55.668	1:21.134	218.6	9:05:38.740
3		8:50.938	7:08.031	48.292	54.615	116.2	9:14:47.226	3		9:54.274	8:22.121	45.709	46.444	181.5	9:15:33.014
4		2:23.730	44.368	48.405	50.957	166.1	9:17:10.956	4		2:12.852	40.624	45.107	47.121	213.4	9:17:45.866
5		2:20.048	42.378	47.534	50.136	203.0	9:19:31.004	5		2:14.243	40.511	45.167	48.565	218.6	9:20:00.109
6		2:21.351	44.153	47.091	50.107	199.6	9:21:52.355	6		2:17.749	41.358	46.248	50.143	218.6	9:22:17.858
7		3:07.042 P	44.227	48.768	1:34.047	167.1	9:24:59.397	7		2:47.162 P	41.460	49.631	1:16.071	201.8	9:25:05.020
8		6:23.551	4:42.821	50.304	50.426	79.4	9:31:22.948	8		7:06.742	5:34.167	45.190	47.385	180.0	9:32:11.762
9		2:22.393	42.661	49.323	50.409	175.8	9:33:45.341	9		2:13.255	40.973	45.388	46.894	217.3	9:34:25.017
10		2:20.082	42.452	47.931	49.699	201.1	9:36:05.423	10		2:16.334	44.625	45.227	46.482	222.2	9:36:41.351
11		2:18.573	42.440	47.433	48.700	203.3	9:38:23.996	11		2:12.252	40.857	44.933	46.462	216.0	9:38:53.603
12		2:18.100	42.203	47.428	48.469	216.4	9:40:42.096	12		2:12.676	41.735	44.820	46.121	212.5	9:41:06.279
13		2:57.129 P	50.393	55.295	1:11.441	131.5	9:43:39.225	13		2:25.970 P	40.483	47.443	58.044	225.9	9:43:32.249

31 Louis Meric Inter C **63** Pierre-Laurent Figuiere Inter C

CHA							RACE CARS CONSULTING		CHA		CHAZEL TECHNOLOGIE				
Lap	D	Time	Sector 1	Sector 2	Sector 3	T. Spd	Elapsed	Lap	D	Time	Sector 1	Sector 2	Sector 3	T. Spd	Elapsed
1		9:03:00.249	9:01:20.652	49.425	50.172	114.0	9:03:00.249	1		9:03:16.361	9:01:28.335	52.335	55.691	105.9	9:03:16.361
2		2:52.241 P	42.967	49.764	1:19.510	171.9	9:05:52.490	2		3:00.120 P	57.212	51.521	1:11.387	117.9	9:06:16.481
3		8:51.177	7:15.471	46.330	49.376	117.6	9:14:43.667	3		8:17.550	6:40.128	48.040	49.382	154.5	9:14:34.031
4		2:16.700	43.485	45.744	47.471	180.9	9:17:00.367	4		2:18.726	42.839	47.230	48.657	190.4	9:16:52.757
5		2:14.597	41.218	45.517	47.862	200.0	9:19:14.964	5		2:18.373	42.310	47.121	48.942	221.7	9:19:11.130
6		2:16.049	41.282	47.190	47.577	199.2	9:21:31.013	6		2:26.352	44.485	50.605	51.262	215.1	9:21:37.482
7		2:38.573 P	41.286	46.795	1:10.492	212.5	9:24:09.586	7		2:36.589 P	44.440	49.425	1:02.724	177.3	9:24:14.071
8		6:21.358	4:08.451	1:23.013	49.894	79.0	9:30:30.944	8		7:02.926	5:02.251	58.731	1:01.944	79.4	9:31:16.997
9		2:15.298	41.484	46.724	47.090	204.9	9:32:46.242	9		2:24.041	45.280	48.675	50.086	156.2	9:33:41.038
10		2:14.119	41.387	45.760	46.972	198.8	9:35:00.361	10		2:18.709	42.667	46.887	49.155	183.9	9:35:59.747
11		2:18.386	43.425	46.713	48.248	215.5	9:37:18.747	11		2:17.276	42.240	46.801	48.235	201.8	9:38:17.023
12		2:32.378 P	41.430	45.513	1:05.435	204.5	9:39:51.125	12		2:35.362 P	45.648	48.144	1:01.570	152.1	9:40:52.385


36 Sami Dhahri Inter C **77** Alain Jacono NCC

JUN							VPS RACING		GEN		CHAZEL TECHNOLOGIE				
Lap	D	Time	Sector 1	Sector 2	Sector 3	T. Spd	Elapsed	Lap	D	Time	Sector 1	Sector 2	Sector 3	T. Spd	Elapsed
1		9:02:38.552	9:00:57.610	50.488	50.454	134.6	9:02:38.552	1		9:03:11.680	9:01:16.609	55.731	59.340	106.8	9:03:11.680
2		2:57.489 P	41.430	55.887	1:20.172	221.3	9:05:36.041	2		2:59.021 P	53.139	55.087	1:10.795	183.3	9:06:10.701
3		9:49.513	8:12.073	47.947	49.493	147.3	9:15:25.554	3		8:31.377	6:48.341	50.784	52.252	157.2	9:14:42.078
4		2:18.051	41.581	47.743	48.727	221.3	9:17:43.605	4		2:32.718	46.492	49.906	56.320	192.1	9:17:14.796
5		2:23.881	48.070	47.075	48.736	232.2	9:20:07.486	5		2:32.660	49.015	49.353	54.292	187.5	9:19:47.456
6		2:21.725	42.447	49.576	49.702	217.7	9:22:29.211	6		2:40.835	47.287	51.744	1:01.804	172.2	9:22:28.291
7		3:24.990 P	48.744	1:01.743	1:34.503	202.6	9:25:54.201	7		3:45.341 P	51.646	1:14.741	1:38.954	157.2	9:26:13.632
8		5:40.676	4:04.368	47.505	48.803	139.7	9:31:34.877	8		4:44.448	2:47.597	1:03.182	53.669	79.2	9:30:58.080
9		2:20.695	43.020	47.863	49.812	196.0	9:33:55.572	9		2:36.524 P	45.063	50.204	1:01.257	198.8	9:33:34.604
10		2:17.349	42.526	47.294	47.529	196.0	9:36:12.921	10		3:31.194	1:52.713	48.478	50.003	168.4	9:37:05.798
11		2:34.353	46.693	57.644	50.016	166.1	9:38:47.274	11		2:21.316	44.246	47.247	49.823	201.1	9:39:27.114
12		2:14.879	41.360	46.320	47.199	215.1	9:41:02.153	12		2:21.078	44.298	47.851	48.929	186.2	9:41:48.192
13		2:38.147 P	44.308	51.375	1:02.464	172.5	9:43:40.300	13		2:33.600 P	45.969	47.319	1:00.312	186.5	9:44:21.792

37 Filippo Barberi Inter D

JUN							VPS RACING	
Lap	D	Time	Sector 1	Sector 2	Sector 3	T. Spd	Elapsed	
1			9:00:57.034	53.583			133.4	





Autodromo Nazionale Monza

Alpine Elf Cup Series

Free practice - 1

Lap Analysis



85

Thibaut Bossy

Inter C

CHA

HERRERO RACING

Lap	D	Time	Sector 1	Sector 2	Sector 3	T. Spd	Elapsed
1		9:03:32.457	9:01:38.082	56.823	57.552	110.4	9:03:32.457
2		2:46.311 P	46.821	48.861	1:10.629	173.3	9:06:18.768
3		8:43.900	7:08.837	46.776	48.287	162.6	9:15:02.668
4		2:15.260	41.500	46.389	47.371	203.0	9:17:17.928
5		2:16.538	41.836	46.903	47.799	206.5	9:19:34.466
6		2:18.227	42.284	46.605	49.338	205.7	9:21:52.693
7		2:33.480 P	44.355	47.424	1:01.701	208.0	9:24:26.173
8		6:54.931	5:05.929	59.693	49.309	85.3	9:31:21.104
9		2:18.209	41.934	47.889	48.386	195.6	9:33:39.313
10		2:15.273	41.580	46.195	47.498	204.9	9:35:54.586
11		2:14.555	41.394	45.635	47.526	216.0	9:38:09.141
12		2:14.212	41.158	45.336	47.718	207.6	9:40:23.353
13		2:44.097 P	41.200	53.725	1:09.172	210.1	9:43:07.450

123

Frédéric De Brabant

NCC

GEN

HAZEL TECHNOLOGIE

Lap	D	Time	Sector 1	Sector 2	Sector 3	T. Spd	Elapsed
1		9:02:51.329	9:01:00.144	54.256	56.929	136.3	9:02:51.329
2		2:58.732 P	46.459	49.622	1:22.651	162.1	9:05:50.061
3		8:42.147	7:02.485	49.225	50.437	164.6	9:14:32.208
4		2:22.722	43.576	48.474	50.672	202.6	9:16:54.930
5		2:20.065	42.681	48.189	49.195	204.1	9:19:14.995
6		2:19.758	42.884	47.163	49.711	197.0	9:21:34.753
7		2:33.791	42.677	48.210	1:02.904	207.2	9:24:08.544
8		4:30.729 P	1:29.826	1:23.554	1:37.349	79.2	9:28:39.273
9		5:11.680	3:29.926	48.659	53.095	65.8	9:33:50.953
10		2:26.006	45.255	50.432	50.319	159.5	9:36:16.959
11		2:19.367	42.923	47.585	48.859	194.2	9:38:36.326
12		2:17.220	42.189	46.452	48.579	196.7	9:40:53.546
13		2:52.016 P	49.574	53.496	1:08.946	156.7	9:43:45.562





Autodromo Nazionale Monza

Alpine Elf Cup Series

Free practice - 1

Best Sectors Results



Sector - 1				Sector - 2				Sector - 3				Ideal Lap vs Best Lap				
Clas	Nº	Driver	Time	Nº	Driver	Time	Nº	Driver	Time	Clas	Nº	Driver	Ideal Lap	Best Lap	Clas	
1	38	Charles Roussanne	40.483	38	Charles Roussanne	44.820	38	Charles Roussanne	46.121	1	38	Charles Roussanne	2:11.424	2:12.252	1	
2	8	Lukas Papin	40.542	85	Thibaut Bossy	45.336	31	Louis Meric	46.972	2	10	Romain Monti	2:13.493	2:14.147	3	
3	10	Romain Monti	40.858	31	Louis Meric	45.513	10	Romain Monti	47.060	3	31	Louis Meric	2:13.703	2:14.119	2	
4	4	Léo Jousset	40.942	9	Philippe Bourgois	45.515	36	Sami Dhahri	47.199	4	85	Thibaut Bossy	2:13.865	2:14.212	4	
5	85	Thibaut Bossy	41.158	2	Florian Coruble	45.541	2	Florian Coruble	47.220	5	8	Lukas Papin	2:14.319	2:14.319	5	
6	31	Louis Meric	41.218	10	Romain Monti	45.575	4	Léo Jousset	47.331	6	2	Florian Coruble	2:14.335	2:15.228	8	
7	36	Sami Dhahri	41.360	8	Lukas Papin	45.831	85	Thibaut Bossy	47.371	7	4	Léo Jousset	2:14.425	2:14.817	6	
8	2	Florian Coruble	41.574	4	Léo Jousset	46.152	8	Lukas Papin	47.946	8	36	Sami Dhahri	2:14.879	2:14.879	7	
9	12	Frédéric De Brabant	42.189	36	Sami Dhahri	46.320	9	Philippe Bourgois	48.023	9	9	Philippe Bourgois	2:15.785	2:15.911	9	
10	23	Laurent Richard	42.203	123	Frédéric De Brabant	46.452	63	Pierre-Laurent Figuiere	48.235	10	123	Frédéric De Brabant	2:17.220	2:17.220	10	
11	63	Pierre-Laurent Figuiere	42.240	3	Gosia Rdest	46.556	23	Laurent Richard	48.469	11	63	Pierre-Laurent Figuiere	2:17.276	2:17.276	11	
12	9	Philippe Bourgois	42.247	63	Pierre-Laurent Figuiere	46.801	123	Frédéric De Brabant	48.579	12	23	Laurent Richard	2:17.763	2:18.100	12	
13	3	Gosia Rdest	42.361	23	Laurent Richard	47.091	77	Alain Jacono	48.929	13	3	Gosia Rdest	2:18.697	2:19.466	13	
14	7	Franc Rouxel	43.939	77	Alain Jacono	47.247	3	Gosia Rdest	49.780	14	77	Alain Jacono	2:20.422	2:21.078	14	
15	18	Pierre Macchi	44.218	18	Pierre Macchi	48.012	18	Pierre Macchi	49.842	15	18	Pierre Macchi	2:22.072	2:22.698	16	
16	77	Alain Jacono	44.246	7	Franc Rouxel	48.543	7	Franc Rouxel	50.063	16	7	Franc Rouxel	2:22.545	2:22.545	15	
17	37	Filippo Barberi	Transpo	37	Filippo Barberi	53.583	37	Filippo Barberi	Transpo	17	37	Filippo Barberi	Transpo	Transpo	17	





Autodromo Nazionale Monza

Alpine Elf Cup Series


Free practice - 1

Best 5 Lap Times



Cls	N° Driver	Nat	Cat	Cls	Team	Nat	Level	Best 1		Best 2		Best 3		Best 4		Best 5	
								Time	Lap	Time	Lap	Time	Lap	Time	Lap	Time	Lap
1	38 Charles Roussanne		JUN	1	VPS RACING		Inter D	2:12.252	11	2:12.676	12	2:12.852	4	2:13.255	9	2:14.243	5
2	31 Louis Meric		CHA	1	RACE CARS		Inter C	2:14.119	10	2:14.597	5	2:15.298	9	2:16.049	6	2:16.700	4
3	10 Romain Monti		PRO	1	CHAZEL TECHNOLOGIE		Inter C	2:14.147	5	2:14.445	4	2:14.448	9	2:34.465	6	2:54.427	2
4	85 Thibaut Bossy		CHA	2	HERRERO RACING		Inter C	2:14.212	12	2:14.555	11	2:15.260	4	2:15.273	10	2:16.538	5
5	8 Lukas Papin		JUN	2	SCHUMACHER CLRT		Inter D	2:14.319	5	2:18.244	4	2:57.450	2	9:11.879	3		
6	4 Léo Jousset		JUN	3	RACE CARS		Inter C	2:14.817	3	2:17.198	2	2:26.909	4				
7	36 Sami Dhahri		JUN	4	VPS RACING		Inter C	2:14.879	12	2:17.349	10	2:18.051	4	2:20.695	9	2:21.725	6
8	2 Florian Coruble		CHA	3	CHAZEL TECHNOLOGIE		Inter C	2:15.228	3	2:18.954	7	2:24.396	2	2:43.983	8	5:23.779	5
9	9 Philippe Bourgois		GEN	1	RACE CARS		Inter C	2:15.911	13	2:17.079	12	2:17.786	11	2:18.924	10	2:20.222	5
10	123 Frédéric De Brabant		GEN	2	CHAZEL TECHNOLOGIE		NCC	2:17.220	12	2:19.367	11	2:19.758	6	2:20.065	5	2:22.722	4
11	63 Pierre-Laurent Figuiere		CHA	4	CHAZEL TECHNOLOGIE		Inter C	2:17.276	11	2:18.373	5	2:18.709	10	2:18.726	4	2:24.041	9
12	23 Laurent Richard		GEN	3	HERRERO RACING		Inter C	2:18.100	12	2:18.573	11	2:20.048	5	2:20.082	10	2:21.351	6
13	3 Gosia Rdest		CHA	5	CHAZEL TECHNOLOGIE		Inter	2:19.466	9	2:20.299	3	2:21.225	7	2:21.663	8	2:21.792	10
14	77 Alain Jacono		GEN	4	CHAZEL TECHNOLOGIE		NCC	2:21.078	12	2:21.316	11	2:32.660	5	2:32.718	4	2:33.600	13
15	7 Franc Rouxel		GEN	5	HERRERO RACING		Inter D	2:22.545	10	2:25.497	9	2:27.886	8	2:28.091	3	2:29.775	7
16	18 Pierre Macchi		GEN	6	SCHUMACHER CLRT		Inter C	2:22.698	11	2:24.082	10	2:27.195	4	2:29.348	5	2:31.158	9
17	37 Filippo Barberi		JUN	5	VPS RACING		Inter D										





Autodromo Nazionale Monza

Alpine Elf Cup Series

Free practice - 1

Best 5 Top Speeds




Clas	Nº	Driver	Nat	Cat	Cls	Team	Nat	Level	Top 1		Top 2		Top 3		Top 4		Top 5		Avg		
									Km/h	Lap	Km/h	Lap	Km/h	Lap	Km/h	Lap	Km/h	Lap			
1	36	Sami Dhahri		FRA	JUN	1	VPS RACING		FRA	Inter C	232.2	5	221.3	2	221.3	4	217.7	6	215.1	12	221.5
2	9	Philippe Bourgois		BEL	GEN	1	RACE CARS		FRA	Inter C	230.2	5	228.8	6	213.4	9	208.0	10	206.1	11	217.3
3	8	Lukas Papin		FRA	JUN	2	SCHUMACHER CLRT		FRA	Inter D	226.4	6	216.0	5	214.7	2	177.6	4	119.2	1	190.7
4	38	Charles Roussanne		FRA	JUN	3	VPS RACING		FRA	Inter D	225.9	13	222.2	10	218.6	2	218.6	5	218.6	6	220.8
5	63	Pierre-Laurent Figuiere		FRA	CHA	1	CHAZEL TECHNOLOGIE		FRA	Inter C	221.7	5	215.1	6	201.8	11	190.4	4	183.9	10	202.6
6	4	Léo Jousset		FRA	JUN	4	RACE CARS		FRA	Inter C	216.8	4	194.5	3	191.8	2	122.5	1			181.4
7	23	Laurent Richard		FRA	GEN	2	HERRERO RACING		FRA	Inter C	216.4	12	203.3	11	203.0	5	201.1	10	199.6	6	204.7
8	85	Thibaut Bossy		FRA	CHA	2	HERRERO RACING		FRA	Inter C	216.0	11	210.1	13	208.0	7	207.6	12	206.5	5	209.6
9	31	Louis Meric		FRA	CHA	3	RACE CARS		FRA	Inter C	215.5	11	212.5	7	204.9	9	204.5	12	200.0	5	207.5
10	10	Romain Monti		FRA	PRO	1	CHAZEL TECHNOLOGIE		FRA	Inter C	213.0	5	200.7	4	196.3	9	190.4	6	176.1	3	195.3
11	18	Pierre Macchi		FRA	GEN	3	SCHUMACHER CLRT		FRA	Inter C	209.7	12	208.4	5	200.0	4	197.0	11	196.7	6	202.4
12	123	Frédéric De Brabant		FRA	GEN	4	CHAZEL TECHNOLOGIE		FRA	NCC	207.2	7	204.1	5	202.6	4	197.0	6	196.7	12	201.5
13	77	Alain Jacono		FRA	GEN	5	CHAZEL TECHNOLOGIE		FRA	NCC	201.1	11	198.8	9	192.1	4	187.5	5	186.5	13	193.2
14	7	Franc Rouxel		FRA	GEN	6	HERRERO RACING		FRA	Inter D	200.7	10	191.1	5	177.9	8	171.1	9	166.6	3	181.5
15	3	Gosia Rdest		POL	CHA	4	CHAZEL TECHNOLOGIE		FRA	Inter	198.1	3	194.9	9	190.1	5	189.4	11	188.1	10	192.1
16	2	Florian Coruble		FRA	CHA	5	CHAZEL TECHNOLOGIE		FRA	Inter C	189.4	4	183.6	7	176.7	3	162.1	2	153.4	8	173.0
17	37	Filippo Barberi		FRA	JUN	5	VPS RACING		FRA	Inter D	133.4	1									133.4



Alpine Mobility





Autodromo Nazionale Monza
Alpine Elf Cup Series
Free practice - 1
Fastest Laps Sequence



Lap	Time of Day	Session Time	N° Driver	Nat	Cat	Team	Nat	Level	Time	Km/h
2	9:05:33.496	5:33.496	8 Lukas Papin		JUN	SCHUMACHER CLRT		Inter D	2:57.450	117.5
2	9:05:45.622	5:45.622	10 Romain Monti		PRO	HAZEL TECHNOLOGIE		Inter C	2:54.427	119.5
2	9:05:52.490	5:52.490	31 Louis Meric		CHA	RACE CARS		Inter C	2:52.241	121.0
2	9:06:18.768	6:18.768	85 Thibaut Bossy		CHA	HERRERO RACING		Inter C	2:46.311	125.3
4	9:16:38.009	16:38.009	10 Romain Monti		PRO	HAZEL TECHNOLOGIE		Inter C	2:14.445	155.1
4	9:17:45.866	17:45.866	38 Charles Roussanne		JUN	VPS RACING		Inter D	2:12.852	156.9
11	9:38:53.603	38:53.603	38 Charles Roussanne		JUN	VPS RACING		Inter D	2:12.252	157.6



Alpine Mobility





Autodromo Nazionale Monza

Alpine Elf Cup Series

Free practice - 1

Event Best Maximum Speed



N°	Driver	Nat	Cat	Clas	Team	Nat	Level	Km/h	Session
36	Sami Dhahri		FRA JUN	1	VPS RACING		FRA Inter C	232.2	Free practice - 1
9	Philippe Bourgois		BEL GEN	1	RACE CARS		FRA Inter C	230.2	Free practice - 1
8	Lukas Papin		FRA JUN	2	SCHUMACHER CLRT		FRA Inter D	226.4	Free practice - 1
38	Charles Roussanne		FRA JUN	3	VPS RACING		FRA Inter D	225.9	Free practice - 1
63	Pierre-Laurent Figuiere		FRA CHA	1	HAZEL TECHNOLOGIE		FRA Inter C	221.7	Free practice - 1
4	Léo Jousset		FRA JUN	4	RACE CARS		FRA Inter C	216.8	Free practice - 1
23	Laurent Richard		FRA GEN	2	HERRERO RACING		FRA Inter C	216.4	Free practice - 1
85	Thibaut Bossy		FRA CHA	2	HERRERO RACING		FRA Inter C	216.0	Free practice - 1
31	Louis Meric		FRA CHA	3	RACE CARS		FRA Inter C	215.5	Free practice - 1
10	Romain Monti		FRA PRO	1	HAZEL TECHNOLOGIE		FRA Inter C	213.0	Free practice - 1
18	Pierre Macchi		FRA GEN	3	SCHUMACHER CLRT		FRA Inter C	209.7	Free practice - 1
123	Frédéric De Brabant		FRA GEN	4	HAZEL TECHNOLOGIE		FRA NCC	207.2	Free practice - 1
77	Alain Jacono		FRA GEN	5	HAZEL TECHNOLOGIE		FRA NCC	201.1	Free practice - 1
7	Franc Rouxel		FRA GEN	6	HERRERO RACING		FRA Inter D	200.7	Free practice - 1
3	Gosia Rdest		POL CHA	4	HAZEL TECHNOLOGIE		FRA Inter	198.1	Free practice - 1
2	Florian Coruble		FRA CHA	5	HAZEL TECHNOLOGIE		FRA Inter C	189.4	Free practice - 1
37	Filippo Barberi		FRA JUN	5	VPS RACING		FRA Inter D	133.4	Free practice - 1



Alpine Mobility





Autodromo Nazionale Monza

Alpine Elf Cup Series

Free practice - 1

Pit Stop Analysis



2 Florian Coruble Inter C

CHA		CHAZEL TECHNOLOGIE COURSE JU					
N°	In Day Time	In Time	Out Time	Pit Time	T. Pit Time	Handicap	Diff.
1	9:27:39.393	9:27:39.393	9:30:19.964	2:40.571	2:40.571		
2	9:33:03.251	9:33:03.251	9:36:30.456	3:27.205	6:07.776		

3 Gosia Rdest Inter

CHA		CHAZEL TECHNOLOGIE JUNIOR					
N°	In Day Time	In Time	Out Time	Pit Time	T. Pit Time	Handicap	Diff.
1	9:24:55.342	9:24:55.342	9:28:08.997	3:13.655	3:13.655		

7 Franc Rouxel Inter D

GEN		HERRERO RACING					
N°	In Day Time	In Time	Out Time	Pit Time	T. Pit Time	Handicap	Diff.
1	9:26:19.404	9:26:19.404	9:28:34.923	2:15.519	2:15.519		

8 Lukas Papin Inter D

JUN		SCHUMACHER CLRT					
N°	In Day Time	In Time	Out Time	Pit Time	T. Pit Time	Handicap	Diff.
1	9:05:27.099	9:05:27.099	9:12:23.521	6:56.422	6:56.422		

9 Philippe Bourgois Inter C

GEN		RACE CARS CONSULTING					
N°	In Day Time	In Time	Out Time	Pit Time	T. Pit Time	Handicap	Diff.
1	9:06:06.150	9:06:06.150	9:12:25.384	6:19.234	6:19.234		
2	9:24:14.209	9:24:14.209	9:26:34.377	2:20.168	8:39.402		

10 Romain Monti Inter C

PRO		CHAZEL TECHNOLOGIE JUNIOR					
N°	In Day Time	In Time	Out Time	Pit Time	T. Pit Time	Handicap	Diff.
1	9:05:39.145	9:05:39.145	9:12:04.629	6:25.484	6:25.484		
2	9:21:20.190	9:21:20.190	9:27:57.707	6:37.517	13:03.001		
3	9:31:11.114	9:31:11.114	9:35:32.653	4:21.539	17:24.540		

18 Pierre Macchi Inter C

GEN		SCHUMACHER CLRT					
N°	In Day Time	In Time	Out Time	Pit Time	T. Pit Time	Handicap	Diff.
1	9:05:56.640	9:05:56.640	9:12:28.812	6:32.172	6:32.172		
2	9:25:45.234	9:25:45.234	9:28:15.591	2:30.357	9:02.529		

23 Laurent Richard Inter C

GEN		HERRERO RACING					
N°	In Day Time	In Time	Out Time	Pit Time	T. Pit Time	Handicap	Diff.
1	9:05:47.572	9:05:47.572	9:12:18.265	6:30.693	6:30.693		
2	9:24:52.829	9:24:52.829	9:28:28.452	3:35.623	10:06.316		

31 Louis Meric Inter C

CHA		RACE CARS CONSULTING					
N°	In Day Time	In Time	Out Time	Pit Time	T. Pit Time	Handicap	Diff.
1	9:05:44.868	9:05:44.868	9:12:22.361	6:37.493	6:37.493		
2	9:24:03.169	9:24:03.169	9:27:02.942	2:59.773	9:37.266		

36 Sami Dhahri Inter C

JUN		VPS RACING					
N°	In Day Time	In Time	Out Time	Pit Time	T. Pit Time	Handicap	Diff.
1	9:05:29.139	9:05:29.139	9:13:03.632	7:34.493	7:34.493		
2	9:25:47.256	9:25:47.256	9:29:11.199	3:23.943	10:58.436		

38 Charles Roussanne Inter D

JUN		VPS RACING					
N°	In Day Time	In Time	Out Time	Pit Time	T. Pit Time	Handicap	Diff.
1	9:05:32.121	9:05:32.121	9:13:19.929	7:47.808	7:47.808		
2	9:24:58.537	9:24:58.537	9:29:58.556	5:00.019	12:47.827		

63 Pierre-Laurent Figuiere Inter C

CHA		CHAZEL TECHNOLOGIE COURSE					
N°	In Day Time	In Time	Out Time	Pit Time	T. Pit Time	Handicap	Diff.
1	9:06:08.576	9:06:08.576	9:12:12.038	6:03.462	6:03.462		
2	9:24:07.385	9:24:07.385	9:28:02.972	3:55.587	9:59.049		

77 Alain Jacono NCC

GEN		CHAZEL TECHNOLOGIE COURSE					
N°	In Day Time	In Time	Out Time	Pit Time	T. Pit Time	Handicap	Diff.
1	9:06:03.609	9:06:03.609	9:12:09.483	6:05.874	6:05.874		
2	9:26:06.921	9:26:06.921	9:27:46.392	1:39.471	7:45.345		
3	9:33:28.220	9:33:28.220	9:34:43.543	1:15.323	9:00.668		


85 Thibaut Bossy Inter C

CHA		HERRERO RACING					
N°	In Day Time	In Time	Out Time	Pit Time	T. Pit Time	Handicap	Diff.
1	9:06:10.437	9:06:10.437	9:12:43.445	6:33.008	6:33.008		
2	9:24:19.567	9:24:19.567	9:28:23.306	4:03.739	10:36.747		

123 Frédéric De Brabant NCC

GEN		CHAZEL TECHNOLOGIE COURSE					
N°	In Day Time	In Time	Out Time	Pit Time	T. Pit Time	Handicap	Diff.
1	9:05:42.957	9:05:42.957	9:12:06.578	6:23.621	6:23.621		
2	9:28:32.829	9:28:32.829	9:31:18.809	2:45.980	9:09.601		

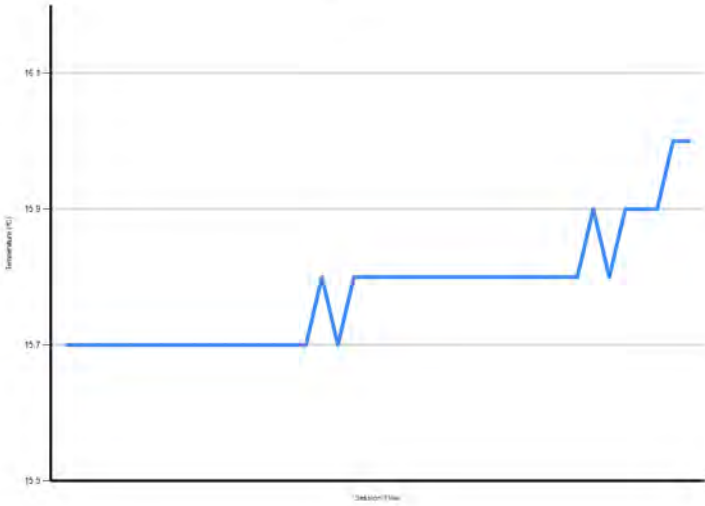




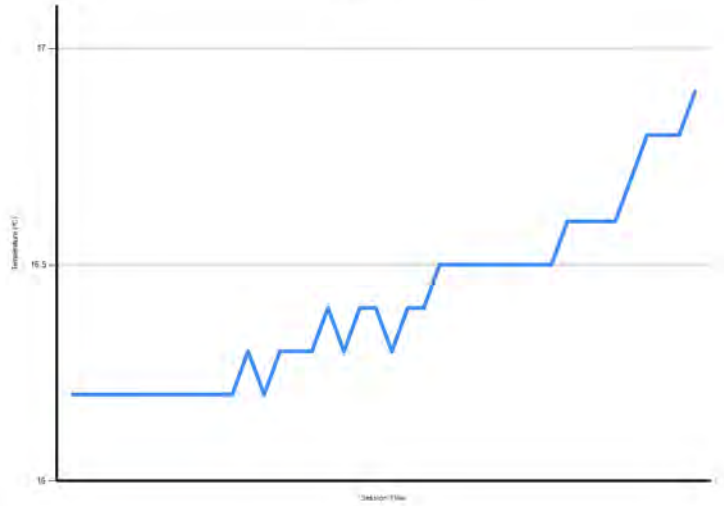
Autodromo Nazionale Monza
Alpine Elf Cup Series
Free practice - 1
Weather Report



Air Temperature



Track Temperature



Humidity



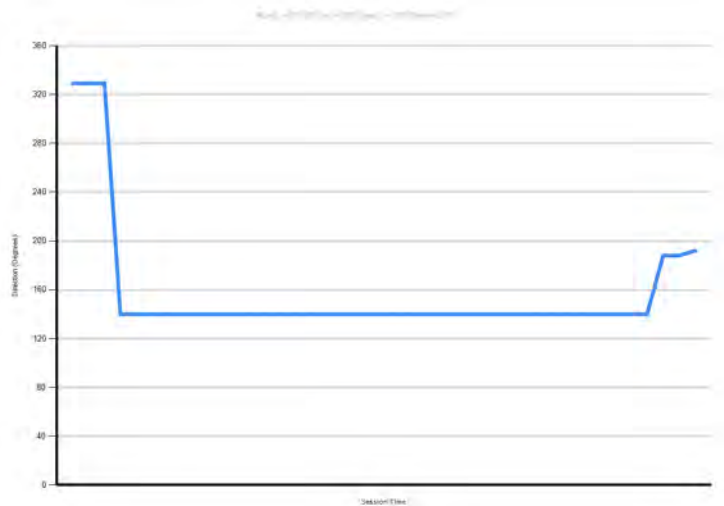
Pressure



Wind Speed




Wind direction



Alpine Mobility





Autodromo Nazionale Monza
Alpine Elf Cup Series
Free practice - 2
Provisional Results



Clas	Nº	Driver	Nat	Cat	Clas	Team	Nat	Level	Laps	Best	Time	Gap	Interval	Km/h
1	38	Charles Roussanne	FRA	JUN	1	VPS RACING	FRA	Inter D	13	12	2:06.596			164.7
2	4	Léo Jousset	FRA	JUN	2	RACE CARS	FRA	Inter C	13	9	2:07.429	0.833	0.833	163.6
3	2	Florian Coruble	FRA	CHA	1	HAZEL TECHNOLOGIE	FRA	Inter C	15	13	2:07.555	0.959	0.126	163.4
4	8	Lukas Papin	FRA	JUN	3	SCHUMACHER CLRT	FRA	Inter D	14	14	2:07.559	0.963	0.004	163.4
5	85	Thibaut Bossy	FRA	CHA	2	HERRERO RACING	FRA	Inter C	9	9	2:07.856	1.260	0.297	163.1
6	36	Sami Dhahri	FRA	JUN	4	VPS RACING	FRA	Inter C	14	14	2:07.962	1.366	0.106	162.9
7	10	Romain Monti	FRA	PRO	1	HAZEL TECHNOLOGIE	FRA	Inter C	15	14	2:07.971	1.375	0.009	162.9
8	31	Louis Meric	FRA	CHA	3	RACE CARS	FRA	Inter C	13	12	2:08.106	1.510	0.135	162.7
9	37	Filippo Barberi	FRA	JUN	5	VPS RACING	FRA	Inter D	14	14	2:08.780	2.184	0.674	161.9
10	63	Pierre-Laurent Figuiere	FRA	CHA	4	HAZEL TECHNOLOGIE	FRA	Inter C	15	15	2:08.958	2.362	0.178	161.7
11	23	Laurent Richard	FRA	GEN	1	HERRERO RACING	FRA	Inter C	15	15	2:09.830	3.234	0.872	160.6
12	3	Gosia Rdest	POL	CHA	5	HAZEL TECHNOLOGIE	FRA	Inter	13	11	2:09.841	3.245	0.011	160.6
13	9	Philippe Bourgois	BEL	GEN	2	RACE CARS	FRA	Inter C	15	15	2:10.458	3.862	0.617	159.8
14	123	Frédéric De Brabant	FRA	GEN	3	HAZEL TECHNOLOGIE	FRA	NCC	15	13	2:10.958	4.362	0.500	159.2
15	77	Alain Jacono	FRA	GEN	4	HAZEL TECHNOLOGIE	FRA	NCC	15	9	2:11.599	5.003	0.641	158.4
16	18	Pierre Macchi	FRA	GEN	5	SCHUMACHER CLRT	FRA	Inter C	15	12	2:11.782	5.186	0.183	158.2
17	7	Franc Rouxel	FRA	GEN	6	HERRERO RACING	FRA	Inter D	14	10	2:13.726	7.130	1.944	155.9

*** PENALTIES**

CAR 9 TIME 2:13.423 DELETED TRACK LIMITS AT T 2

CAR 31 TIME 2:13.227 DELETED TRACK LIMITS AT T 2

CAR 18 TIME 2:12.558 DELETED TRACK LIMITS AT T 5

CAR 77 TIME 2:14.673 DELETED TRACK LIMITS AT T 5

CAR 18 TIME 13:33:37.010 DELETED TRACK LIMITS AT T 5

Published at:.....

Track Temp: 23.5 °C Air Temp: 17.8 °C Humidity: 97 % Track Status: WET


Race Director:

Timekeeper:

Luis Garcia

JOB-2654-ESP/M





Autodromo Nazionale Monza
Alpine Elf Cup Series
Free practice - 2
Provisional Results by Category



JUN														
Clas	Nº	Driver	Nat	Cat	Clas	Team	Nat	Level	Laps	Best	Time	Gap	Interval	Km/h
1	38	Charles Roussanne		JUN	1	VPS RACING		Inter D	13	12	2:06.596			164.7
2	4	Léo Jousset		JUN	2	RACE CARS		Inter C	13	9	2:07.429	0.833	0.833	163.6
3	8	Lukas Papin		JUN	3	SCHUMACHER CLRT		Inter D	14	14	2:07.559	0.963	0.130	163.4
4	36	Sami Dhahri		JUN	4	VPS RACING		Inter C	14	14	2:07.962	1.366	0.403	162.9
5	37	Filippo Barberi		JUN	5	VPS RACING		Inter D	14	14	2:08.780	2.184	0.818	161.9

CHA														
Clas	Nº	Driver	Nat	Cat	Clas	Team	Nat	Level	Laps	Best	Time	Gap	Interval	Km/h
1	2	Florian Coruble		CHA	1	HAZEL TECHNOLOGIE		Inter C	15	13	2:07.555			163.4
2	85	Thibaut Bossy		CHA	2	HERRERO RACING		Inter C	9	9	2:07.856	0.301	0.301	163.1
3	31	Louis Meric		CHA	3	RACE CARS		Inter C	13	12	2:08.106	0.551	0.250	162.7
4	63	Pierre-Laurent Figuiere		CHA	4	HAZEL TECHNOLOGIE		Inter C	15	15	2:08.958	1.403	0.852	161.7
5	3	Gosia Rdest		CHA	5	HAZEL TECHNOLOGIE		Inter	13	11	2:09.841	2.286	0.883	160.6

PRO														
Clas	Nº	Driver	Nat	Cat	Clas	Team	Nat	Level	Laps	Best	Time	Gap	Interval	Km/h
1	10	Romain Monti		PRO	1	HAZEL TECHNOLOGIE		Inter C	15	14	2:07.971			162.9

GEN														
Clas	Nº	Driver	Nat	Cat	Clas	Team	Nat	Level	Laps	Best	Time	Gap	Interval	Km/h
1	23	Laurent Richard		GEN	1	HERRERO RACING		Inter C	15	15	2:09.830			160.6
2	9	Philippe Bourgois		GEN	2	RACE CARS		Inter C	15	15	2:10.458	0.628	0.628	159.8
3	123	Frédéric De Brabant		GEN	3	HAZEL TECHNOLOGIE		NCC	15	13	2:10.958	1.128	0.500	159.2
4	77	Alain Jacono		GEN	4	HAZEL TECHNOLOGIE		NCC	15	9	2:11.599	1.769	0.641	158.4
5	18	Pierre Macchi		GEN	5	SCHUMACHER CLRT		Inter C	15	12	2:11.782	1.952	0.183	158.2
6	7	Franc Rouxel		GEN	6	HERRERO RACING		Inter D	14	10	2:13.726	3.896	1.944	155.9

* PENALTIES

- CAR 9 TIME 2:13.423 DELETED TRACK LIMITS AT T 2
- CAR 31 TIME 2:13.227 DELETED TRACK LIMITS AT T 2
- CAR 18 TIME 2:12.558 DELETED TRACK LIMITS AT T 5
- CAR 77 TIME 2:14.673 DELETED TRACK LIMITS AT T 5
- CAR 18 TIME 13:33:37.010 DELETED TRACK LIMITS AT T 5

Published at:.....


Track Temp: 23.5 °C Air Temp: 17.8 °C Humidity: 97 % Track Status: WET

Race Director:

Timekeeper:

Luis Garcia
JOB-2654-ESP/M





Autodromo Nazionale Monza
Alpine Elf Cup Series
Free practice - 2
Provisional Results by Class



Inter D														
Clas	Nº	Driver	Nat	Cat	Clas	Team	Nat	Level	Laps	Best	Time	Gap	Interval	Km/h
1	38	Charles Roussanne		Inter D	1	VPS RACING		Inter D	13	12	2:06.596			164.7
2	8	Lukas Papin		Inter D	2	SCHUMACHER CLRT		Inter D	14	14	2:07.559	0.963	0.963	163.4
3	37	Filippo Barberi		Inter D	3	VPS RACING		Inter D	14	14	2:08.780	2.184	1.221	161.9
4	7	Franc Rouxel		Inter D	4	HERRERO RACING		Inter D	14	10	2:13.726	7.130	4.946	155.9

Inter C														
Clas	Nº	Driver	Nat	Cat	Clas	Team	Nat	Level	Laps	Best	Time	Gap	Interval	Km/h
1	4	Léo Jousset		Inter C	1	RACE CARS		Inter C	13	9	2:07.429			163.6
2	2	Florian Coruble		Inter C	2	CHAZEL TECHNOLOGIE		Inter C	15	13	2:07.555	0.126	0.126	163.4
3	85	Thibaut Bossy		Inter C	3	HERRERO RACING		Inter C	9	9	2:07.856	0.427	0.301	163.1
4	36	Sami Dhahri		Inter C	4	VPS RACING		Inter C	14	14	2:07.962	0.533	0.106	162.9
5	10	Romain Monti		Inter C	5	CHAZEL TECHNOLOGIE		Inter C	15	14	2:07.971	0.542	0.009	162.9
6	31	Louis Meric		Inter C	6	RACE CARS		Inter C	13	12	2:08.106	0.677	0.135	162.7
7	63	Pierre-Laurent Figuiere		Inter C	7	CHAZEL TECHNOLOGIE		Inter C	15	15	2:08.958	1.529	0.852	161.7
8	23	Laurent Richard		Inter C	8	HERRERO RACING		Inter C	15	15	2:09.830	2.401	0.872	160.6
9	9	Philippe Bourgois		Inter C	9	RACE CARS		Inter C	15	15	2:10.458	3.029	0.628	159.8
10	18	Pierre Macchi		Inter C	10	SCHUMACHER CLRT		Inter C	15	12	2:11.782	4.353	1.324	158.2

Inter														
Clas	Nº	Driver	Nat	Cat	Clas	Team	Nat	Level	Laps	Best	Time	Gap	Interval	Km/h
1	3	Gosia Rdest		Inter	1	CHAZEL TECHNOLOGIE		Inter	13	11	2:09.841			160.6

NCC														
Clas	Nº	Driver	Nat	Cat	Clas	Team	Nat	Level	Laps	Best	Time	Gap	Interval	Km/h
1	123	Frédéric De Brabant		NCC	1	CHAZEL TECHNOLOGIE		NCC	15	13	2:10.958			159.2
2	77	Alain Jacono		NCC	2	CHAZEL TECHNOLOGIE		NCC	15	9	2:11.599	0.641	0.641	158.4

*** PENALTIES**

- CAR 9 TIME 2:13.423 DELETED TRACK LIMITS AT T 2
- CAR 31 TIME 2:13.227 DELETED TRACK LIMITS AT T 2
- CAR 18 TIME 2:12.558 DELETED TRACK LIMITS AT T 5
- CAR 77 TIME 2:14.673 DELETED TRACK LIMITS AT T 5
- CAR 18 TIME 13:33:37.010 DELETED TRACK LIMITS AT T 5

Published at:.....


Track Temp: 23.5 °C Air Temp: 17.8 °C Humidity: 97 % Track Status: WET

Race Director:

Timekeeper:

Luis Garcia
 JOB-2654-ESP/M





Autodromo Nazionale Monza

Alpine Elf Cup Series

Free practice - 2

Lap Analysis



10 Romain Monti Inter C **23** Laurent Richard Inter C

PRO							CHAZEL TECHNOLOGIE JUNIOR						GEN						HERRERO RACING								
Lap D	Time	Sector 1	Sector 2	Sector 3	T. Spd	Elapsed	Lap D	Time	Sector 1	Sector 2	Sector 3	T. Spd	Elapsed	Lap D	Time	Sector 1	Sector 2	Sector 3	T. Spd	Elapsed	Lap D	Time	Sector 1	Sector 2	Sector 3	T. Spd	Elapsed
1	13:34:33.399	13:33:00.988	46.351	46.060	146.9	13:34:33.399	1	13:33:46.319	13:32:07.586	49.019	49.714	174.1	13:33:46.319														
2	2:08.459	39.790	43.994	44.675	223.1	13:36:41.858	2	2:14.597	41.388	46.079	47.130	196.3	13:36:00.916														
3	2:08.620	39.865	43.847	44.908	232.2	13:38:50.478	3	2:13.617	41.840	45.030	46.747	227.8	13:38:14.533														
4	2:08.215	39.733	44.076	44.406	240.5	13:40:58.693	4	2:12.144	40.412	45.170	46.562	230.7	13:40:26.677														
5	2:07.922	39.558	43.950	44.414	236.3	13:43:06.615	5	2:11.753	40.289	45.148	46.316	231.2	13:42:38.430														
6	2:40.595 P	47.704	51.220	1:01.671	153.1	13:45:47.210	6	2:52.590 P	45.149	56.206	1:11.235	221.3	13:45:31.020														
7	9:46.187	8:13.268	46.927	45.992	127.8	13:55:33.397	7	9:11.538	7:38.940	45.846	46.752	180.3	13:54:42.558														
8	2:08.201	39.996	43.863	44.342	229.2	13:57:41.598	8	2:13.661	40.405	46.061	47.195	232.7	13:56:56.219														
9	2:08.474	39.944	44.396	44.134	237.3	13:59:50.072	9	2:12.041	40.540	45.681	45.820	231.7	13:59:08.260														
10	2:11.420	39.870	44.981	46.569	234.7	14:02:01.492	10	2:11.438	40.282	45.308	45.848	234.7	14:01:19.698														
11	2:08.321	39.965	44.199	44.157	238.9	14:04:09.813	11	2:12.378	40.216	46.399	45.763	237.8	14:03:32.076														
12	2:08.838	40.107	44.106	44.625	238.4	14:06:18.651	12	2:12.761	40.372	44.829	47.560	239.4	14:05:44.837														
13	2:08.438	40.237	43.958	44.243	240.0	14:08:27.089	13	2:11.324	40.142	44.364	46.818	236.8	14:07:56.161														
14	2:07.971	39.936	43.821	44.214	237.3	14:10:35.060	14	2:10.645	40.310	45.035	45.300	234.2	14:10:06.806														
15	2:07.997	39.971	43.748	44.278	234.7	14:12:43.057	15	2:09.830	40.247	44.321	45.262	235.8	14:12:16.636														
16		45.046	47.188		161.6		16		50.199	54.739		138.1															


18 Pierre Macchi Inter C **31** Louis Meric Inter C

GEN							SCHUMACHER CLRT						CHA						RACE CARS CONSULTING								
Lap D	Time	Sector 1	Sector 2	Sector 3	T. Spd	Elapsed	Lap D	Time	Sector 1	Sector 2	Sector 3	T. Spd	Elapsed	Lap D	Time	Sector 1	Sector 2	Sector 3	T. Spd	Elapsed	Lap D	Time	Sector 1	Sector 2	Sector 3	T. Spd	Elapsed
1	13:33:37.010	13:32:01.197	47.831	47.982	151.2	13:33:37.010	1	13:33:16.506	13:31:46.934	44.596	44.976	166.1	13:33:16.506														
2	2:15.140	41.534	45.884	47.722	214.2	13:35:52.150	2	2:08.910	40.155	44.264	44.491	224.5	13:35:25.416														
3	2:14.039	41.314	45.524	47.201	214.7	13:38:06.189	3	2:13.227	44.103	44.406	44.718	235.8	13:37:38.643														
4	2:13.828	41.147	45.890	46.791	218.1	13:40:20.017	4	2:10.743	40.263	44.856	45.624	238.4	13:39:49.386														
5	2:17.357	40.863	47.808	48.686	225.0	13:42:37.374	5	2:18.345 P	40.272	44.496	53.577	220.4	13:42:07.731														
6	2:49.008 P	44.731	56.052	1:08.225	220.8	13:45:26.382	6	12:11.799	10:42.431	44.518	44.850	180.3	13:54:19.530														
7	9:20.772	7:43.212	49.946	47.614	162.4	13:54:47.154	7	2:08.582	40.037	44.231	44.314	237.8	13:56:28.112														
8	2:12.930	40.800	45.249	46.881	221.7	13:57:00.084	8	2:12.768	40.163	44.414	48.191	236.3	13:58:40.880														
9	2:14.355	41.479	45.902	46.974	210.5	13:59:14.439	9	2:09.303	40.278	44.749	44.276	231.7	14:00:50.183														
10	2:12.558	40.609	45.329	46.620	231.2	14:01:26.997	10	2:17.068 P	40.186	44.150	52.732	236.3	14:03:07.251														
11	2:19.031	40.827	49.876	48.328	228.3	14:03:46.028	11	4:47.535	3:19.225	44.203	44.107	183.3	14:07:54.786														
12	2:11.782	40.609	45.257	45.916	228.8	14:05:57.810	12	2:08.106	40.249	43.855	44.002	234.2	14:10:02.892														
13	2:15.648	44.004	45.596	46.048	219.5	14:08:13.458	13	2:08.696	40.683	43.975	44.038	240.5	14:12:11.588														
14	2:13.492	40.639	46.877	45.976	232.2	14:10:26.950	14		46.921	54.714		150.4															
15	2:15.819	40.910	47.727	47.182	234.2	14:12:42.769																					
16		47.625	49.207		150.4																						

36 Sami Dhahri Inter C

JUN							VPS RACING						
Lap D	Time	Sector 1	Sector 2	Sector 3	T. Spd	Elapsed	Lap D	Time	Sector 1	Sector 2	Sector 3	T. Spd	Elapsed
1	13:33:23.955	13:31:50.670	46.397	46.888	180.0	13:33:23.955							
2	2:10.912	40.049	45.052	45.811	224.0	13:35:34.867							
3	2:10.737	40.295	44.771	45.671	231.7	13:37:45.604							
4	2:09.046	40.010	44.004	45.032	238.4	13:39:54.650							
5	2:09.525	39.997	44.372	45.156	226.8	13:42:04.175							
6	2:25.609 P	40.724	47.097	57.788	213.8	13:44:29.784							
7	10:40.634	9:08.190	45.868	46.576	152.9	13:55:10.418							
8	2:10.258	40.298	44.349	45.611	225.4	13:57:20.676							
9	2:09.777	40.324	44.214	45.239	235.2	13:59:30.453							
10	2:09.529	40.219	44.474	44.836	233.2	14:01:39.982							
11	2:10.590	39.859	45.019	45.712	237.8	14:03:50.572							
12	2:19.283 P	40.490	44.989	53.804	215.1	14:06:09.855							
13	4:07.509	2:25.351	53.300	48.858	141.7	14:10:17.364							
14	2:07.962	39.632	43.969	44.361	237.3	14:12:25.326							
15		44.742	46.380		151.4								





Autodromo Nazionale Monza
Alpine Elf Cup Series
Free practice - 2
Lap Analysis



37 Filippo Barberi Inter D **77** Alain Jacono NCC

JUN VPS RACING							GEN CHAZEL TECHNOLOGIE								
Lap	D	Time	Sector 1	Sector 2	Sector 3	T. Spd	Elapsed	Lap	D	Time	Sector 1	Sector 2	Sector 3	T. Spd	Elapsed
1		13:33:54.539	P 13:32:05.646	48.981	59.912	157.8	13:33:54.539	1		13:33:54.371	13:32:12.651	52.316	49.404	169.0	13:33:54.371
2		4:02.357	2:28.241	46.993	47.123	139.7	13:37:56.896	2		2:15.045	41.431	46.387	47.227	218.1	13:36:09.416
3		2:10.776	40.521	45.241	45.014	225.0	13:40:07.672	3		2:14.710	41.481	45.893	47.336	219.5	13:38:24.126
4		2:16.813	46.288	44.973	45.552	238.9	13:42:24.485	4		2:14.726	41.425	45.924	47.377	216.0	13:40:38.852
5		2:36.760	P 40.294	49.408	1:07.058	230.2	13:45:01.245	5		2:15.620	40.996	48.011	46.613	232.7	13:42:54.472
6		9:32.765	8:01.910	45.299	45.556	168.4	13:54:34.010	6		2:44.534	P 42.438	54.440	1:07.656	204.9	13:45:39.006
7		2:10.223	40.185	44.999	45.039	229.7	13:56:44.233	7		8:58.310	7:25.851	45.876	46.583	168.7	13:54:37.316
8		2:10.748	40.473	44.882	45.393	228.8	13:58:54.981	8		2:12.272	40.685	45.375	46.212	213.8	13:56:49.588
9		2:10.440	40.343	44.651	45.446	232.2	14:01:05.421	9		2:11.599	40.527	45.477	45.595	231.2	13:59:01.187
10		2:09.797	40.254	44.652	44.891	230.7	14:03:15.218	10		2:11.979	40.971	45.547	45.461	233.7	14:01:13.166
11		2:10.034	40.295	44.548	45.191	235.8	14:05:25.252	11		2:33.002	40.922	1:03.018	49.062	240.5	14:03:46.168
12		2:09.457	40.439	44.523	44.495	232.2	14:07:34.709	12		2:11.803	40.724	45.833	45.246	218.1	14:05:57.971
13		2:09.370	40.088	44.330	44.952	231.2	14:09:44.079	13		2:12.341	41.915	45.202	45.224	189.4	14:08:10.312
14		2:08.780	40.266	44.226	44.288	231.2	14:11:52.859	14		2:16.830	40.380	50.695	45.755	240.0	14:10:27.142
15			44.670	52.013		193.5		15		2:14.673	42.960	45.601	46.112	242.1	14:12:41.815
								16			40.893	46.883	223.1		

38 Charles Roussanne Inter D **85** Thibaut Bossy Inter C

JUN VPS RACING							CHA HERRERO RACING								
Lap	D	Time	Sector 1	Sector 2	Sector 3	T. Spd	Elapsed	Lap	D	Time	Sector 1	Sector 2	Sector 3	T. Spd	Elapsed
1		13:33:21.309	13:31:51.701	44.656	44.952	181.8	13:33:21.309	1		13:33:52.079	13:32:09.414	54.863	47.802	181.2	13:33:52.079
2		2:07.120	39.830	43.458	43.832	239.4	13:35:28.429	2		2:09.965	40.079	44.199	45.687	221.7	13:36:02.044
3		2:07.282	39.729	43.538	44.015	242.1	13:37:35.711	3		2:09.786	40.153	44.212	45.421	232.7	13:38:11.830
4		2:21.071	P 44.238	44.055	52.778	240.0	13:39:56.782	4		2:09.448	40.086	44.379	44.983	231.7	13:40:21.278
5		5:43.850	P 3:45.066	52.286	1:06.498	143.4	13:45:40.632	5		23:27.531	21:57.910	44.926	44.695	179.4	14:03:48.809
6		8:29.357	7:01.974	43.373	44.010	182.1	13:54:09.989	6		2:09.393	41.137	43.853	44.403	238.4	14:05:58.202
7		2:15.929	P 39.792	44.110	52.027	237.8	13:56:25.918	7		2:09.843	40.656	44.021	45.166	206.8	14:08:08.045
8		3:44.372	2:17.090	43.434	43.848	182.4	14:00:10.290	8		2:08.094	39.806	43.882	44.406	225.9	14:10:16.139
9		2:07.375	39.988	43.561	43.826	236.8	14:02:17.665	9		2:07.856	40.047	43.596	44.213	232.7	14:12:23.995
10		2:07.034	39.891	43.507	43.636	229.7	14:04:24.699	10			49.231	51.973	145.1		
11		2:06.962	39.898	43.485	43.579	235.2	14:06:31.661								
12		2:06.596	39.654	43.421	43.521	238.9	14:08:38.257								
13		2:15.265	P 39.803	43.550	51.912	235.2	14:10:53.522								

63 Pierre-Laurent Figuiere Inter C **123** Frédéric De Brabant NCC

CHA CHAZEL TECHNOLOGIE							GEN CHAZEL TECHNOLOGIE								
Lap	D	Time	Sector 1	Sector 2	Sector 3	T. Spd	Elapsed	Lap	D	Time	Sector 1	Sector 2	Sector 3	T. Spd	Elapsed
1		13:33:44.908	13:32:06.180	48.939	49.789	151.2	13:33:44.908	1		13:33:45.720	13:32:06.740	49.050	49.930	149.5	13:33:45.720
2		2:14.462	41.392	45.966	47.104	210.1	13:35:59.370	2		2:19.292	41.545	45.599	52.148	220.4	13:36:05.012
3		2:11.806	40.364	45.169	46.273	228.3	13:38:11.176	3		2:15.760	42.396	46.426	46.938	226.4	13:38:20.772
4		2:12.350	41.477	45.076	45.797	240.5	13:40:23.526	4		2:13.742	41.365	45.477	46.900	227.8	13:40:34.514
5		2:12.445	40.533	45.325	46.587	243.2	13:42:35.971	5		2:12.559	40.586	45.376	46.597	228.3	13:42:47.073
6		2:34.262	P 42.760	50.037	1:01.465	235.8	13:45:10.233	6		2:48.800	P 46.176	53.554	1:09.070	230.7	13:45:35.873
7		9:10.916	7:40.563	44.684	45.669	186.2	13:54:21.149	7		8:54.970	7:23.722	44.858	46.390	181.5	13:54:30.843
8		2:10.750	40.378	44.564	45.808	225.9	13:56:31.899	8		2:12.653	40.726	45.578	46.349	230.2	13:56:43.496
9		2:10.743	40.183	45.108	45.452	238.4	13:58:42.642	9		2:13.309	41.223	46.107	45.979	231.2	13:58:56.805
10		2:10.361	40.168	45.034	45.159	230.2	14:00:53.003	10		2:13.220	40.737	45.375	47.108	227.3	14:01:10.025
11		2:10.263	40.046	44.704	45.513	237.8	14:03:03.266	11		2:13.580	42.737	44.892	45.951	226.8	14:03:23.605
12		2:10.124	40.421	44.491	45.212	242.1	14:05:13.390	12		2:11.794	40.942	45.198	45.654	234.2	14:05:35.399
13		2:11.592	40.213	46.480	44.899	230.7	14:07:24.982	13		2:10.958	40.537	44.851	45.570	233.7	14:07:46.357
14		2:09.567	40.160	44.692	44.715	238.4	14:09:34.549	14		2:11.075	40.643	44.676	45.756	231.7	14:09:57.432
15		2:08.958	40.173	44.281	44.504	238.4	14:11:43.507	15		2:11.038	40.557	44.749	45.732	237.8	14:12:08.470
16			42.847	50.706		183.6		16			47.307	52.290	157.8		





Autodromo Nazionale Monza

Alpine Elf Cup Series


Free practice - 2

Best Sectors Results



Sector - 1			Sector - 2			Sector - 3			Ideal Lap vs Best Lap						
Clas	Nº	Driver	Time	Nº	Driver	Time	Nº	Driver	Time	Clas	Nº	Driver	Ideal Lap	Best Lap	Clas
1	10	Romain Monti	39.558	38	Charles Roussanne	43.373	38	Charles Roussanne	43.521	1	38	Charles Roussanne	2:06.548	2:06.596	1
2	9	Philippe Bourgois	39.612	4	Léo Jousset	43.583	4	Léo Jousset	43.626	2	4	Léo Jousset	2:06.885	2:07.429	2
3	36	Sami Dhahri	39.632	85	Thibaut Bossy	43.596	2	Florian Coruble	43.941	3	2	Florian Coruble	2:07.431	2:07.555	3
4	38	Charles Roussanne	39.654	8	Lukas Papin	43.695	8	Lukas Papin	43.984	4	10	Romain Monti	2:07.440	2:07.971	7
5	4	Léo Jousset	39.676	2	Florian Coruble	43.733	31	Louis Meric	44.002	5	8	Lukas Papin	2:07.482	2:07.559	4
6	2	Florian Coruble	39.757	10	Romain Monti	43.748	10	Romain Monti	44.134	6	85	Thibaut Bossy	2:07.615	2:07.856	5
7	8	Lukas Papin	39.803	31	Louis Meric	43.855	85	Thibaut Bossy	44.213	7	31	Louis Meric	2:07.894	2:08.106	8
8	85	Thibaut Bossy	39.806	36	Sami Dhahri	43.969	37	Filippo Barberi	44.288	8	36	Sami Dhahri	2:07.962	2:07.962	6
9	31	Louis Meric	40.037	9	Philippe Bourgois	44.210	36	Sami Dhahri	44.361	9	37	Filippo Barberi	2:08.602	2:08.780	9
10	63	Pierre-Laurent Figuiere	40.046	37	Filippo Barberi	44.226	63	Pierre-Laurent Figuiere	44.504	10	63	Pierre-Laurent Figuiere	2:08.831	2:08.958	10
11	37	Filippo Barberi	40.088	63	Pierre-Laurent Figuiere	44.281	3	Gosia Rdest	45.143	11	9	Philippe Bourgois	2:09.055	2:10.458	13
12	23	Laurent Richard	40.142	23	Laurent Richard	44.321	77	Alain Jacono	45.224	12	3	Gosia Rdest	2:09.721	2:09.841	12
13	3	Gosia Rdest	40.165	3	Gosia Rdest	44.413	9	Philippe Bourgois	45.233	13	23	Laurent Richard	2:09.725	2:09.830	11
14	77	Alain Jacono	40.380	123	Frédéric De Brabant	44.676	23	Laurent Richard	45.262	14	123	Frédéric De Brabant	2:10.783	2:10.958	14
15	12	Frédéric De Brabant	40.537	77	Alain Jacono	45.202	123	Frédéric De Brabant	45.570	15	77	Alain Jacono	2:10.806	2:11.599	15
16	18	Pierre Macchi	40.609	18	Pierre Macchi	45.249	18	Pierre Macchi	45.916	16	18	Pierre Macchi	2:11.774	2:11.782	16
17	7	Franc Rouxel	40.681	7	Franc Rouxel	46.204	7	Franc Rouxel	46.721	17	7	Franc Rouxel	2:13.606	2:13.726	17





Autodromo Nazionale Monza

Alpine Elf Cup Series


Free practice - 2

Best 5 Lap Times



Cls	N° Driver	Nat	Cat	Cls	Team	Nat	Level	Best 1		Best 2		Best 3		Best 4		Best 5	
								Time	Lap	Time	Lap	Time	Lap	Time	Lap	Time	Lap
1	38 Charles Roussanne	FRA	JUN	1	VPS RACING	FRA	Inter D	2:06.596	12	2:06.962	11	2:07.034	10	2:07.120	2	2:07.282	3
2	4 Léo Jousset	FRA	JUN	2	RACE CARS	FRA	Inter C	2:07.429	9	2:07.493	12	2:07.641	7	2:07.951	8	2:08.315	13
3	2 Florian Coruble	FRA	CHA	1	HAZEL TECHNOLOGIE	FRA	Inter C	2:07.555	13	2:07.595	11	2:07.650	10	2:07.767	15	2:07.788	14
4	8 Lukas Papin	FRA	JUN	3	SCHUMACHER CLRT	FRA	Inter D	2:07.559	14	2:08.224	9	2:08.536	13	2:08.623	10	2:09.272	8
5	85 Thibaut Bossy	FRA	CHA	2	HERRERO RACING	FRA	Inter C	2:07.856	9	2:08.094	8	2:09.393	6	2:09.448	4	2:09.786	3
6	36 Sami Dhahri	FRA	JUN	4	VPS RACING	FRA	Inter C	2:07.962	14	2:09.046	4	2:09.525	5	2:09.529	10	2:09.777	9
7	10 Romain Monti	FRA	PRO	1	HAZEL TECHNOLOGIE	FRA	Inter C	2:07.971	14	2:07.997	15	2:08.201	8	2:08.215	4	2:08.321	11
8	31 Louis Meric	FRA	CHA	3	RACE CARS	FRA	Inter C	2:08.106	12	2:08.582	7	2:08.696	13	2:08.910	2	2:09.303	9
9	37 Filippo Barberi	FRA	JUN	5	VPS RACING	FRA	Inter D	2:08.780	14	2:09.370	13	2:09.457	12	2:09.797	10	2:10.034	11
10	63 Pierre-Laurent Figuiere	FRA	CHA	4	HAZEL TECHNOLOGIE	FRA	Inter C	2:08.958	15	2:09.567	14	2:10.124	12	2:10.263	11	2:10.361	10
11	23 Laurent Richard	FRA	GEN	1	HERRERO RACING	FRA	Inter C	2:09.830	15	2:10.645	14	2:11.324	13	2:11.438	10	2:11.753	5
12	3 Gosia Rdest	POL	CHA	5	HAZEL TECHNOLOGIE	FRA	Inter	2:09.841	11	2:09.928	9	2:11.219	3	2:11.313	7	2:11.405	10
13	9 Philippe Bourgois	BEL	GEN	2	RACE CARS	FRA	Inter C	2:10.458	15	2:10.663	10	2:10.742	13	2:10.877	12	2:11.474	8
14	123 Frédéric De Brabant	FRA	GEN	3	HAZEL TECHNOLOGIE	FRA	NCC	2:10.958	13	2:11.038	15	2:11.075	14	2:11.794	12	2:12.559	5
15	77 Alain Jacono	FRA	GEN	4	HAZEL TECHNOLOGIE	FRA	NCC	2:11.599	9	2:11.803	12	2:11.979	10	2:12.272	8	2:12.341	13
16	18 Pierre Macchi	FRA	GEN	5	SCHUMACHER CLRT	FRA	Inter C	2:11.782	12	2:12.930	8	2:13.492	14	2:13.828	4	2:14.039	3
17	7 Franc Rouxel	FRA	GEN	6	HERRERO RACING	FRA	Inter D	2:13.726	10	2:13.745	13	2:14.306	8	2:16.100	3	2:16.317	9





Autodromo Nazionale Monza

Alpine Elf Cup Series

Free practice - 2

Best 5 Top Speeds



Clas	N°	Driver	Nat	Cat	Cls	Team	Nat	Level	Top 1		Top 2		Top 3		Top 4		Top 5		Avg	
									Km/h	Lap	Km/h	Lap	Km/h	Lap	Km/h	Lap	Km/h	Lap		
1	4	Léo Jousset		FRA	JUN	1	RACE CARS		Inter C	243.2	2	241.0	9	240.5	12	240.0	13	237.8	10	240.5
2	63	Pierre-Laurent Figuiere		FRA	CHA	1	CHAZEL TECHNOLOGIE		Inter C	243.2	5	242.1	12	240.5	4	238.4	9	238.4	14	240.5
3	8	Lukas Papin		FRA	JUN	2	SCHUMACHER CLRT		Inter D	242.1	10	240.0	14	238.9	9	238.4	11	236.8	5	239.2
4	38	Charles Roussanne		FRA	JUN	3	VPS RACING		Inter D	242.1	3	240.0	4	239.4	2	238.9	12	237.8	7	239.6
5	77	Alain Jacono		FRA	GEN	1	CHAZEL TECHNOLOGIE		NCC	242.1	15	240.5	11	240.0	14	233.7	10	232.7	5	237.8
6	10	Romain Monti		FRA	PRO	1	CHAZEL TECHNOLOGIE		Inter C	240.5	4	240.0	13	238.9	11	238.4	12	237.3	9	239.0
7	31	Louis Meric		FRA	CHA	2	RACE CARS		Inter C	240.5	13	238.4	4	237.8	7	236.3	8	236.3	10	237.8
8	9	Philippe Bourgois		BEL	GEN	2	RACE CARS		Inter C	239.4	11	237.8	8	236.3	4	236.3	10	235.8	6	237.1
9	23	Laurent Richard		FRA	GEN	3	HERRERO RACING		Inter C	239.4	12	237.8	11	236.8	13	235.8	15	234.7	10	236.9
10	2	Florian Coruble		FRA	CHA	3	CHAZEL TECHNOLOGIE		Inter C	238.9	14	238.4	13	238.4	15	237.3	6	237.3	10	238.0
11	37	Filippo Barberi		FRA	JUN	4	VPS RACING		Inter D	238.9	4	235.8	11	232.2	9	232.2	12	231.2	13	234.1
12	36	Sami Dhahri		FRA	JUN	5	VPS RACING		Inter C	238.4	4	237.8	11	237.3	14	235.2	9	233.2	10	236.4
13	85	Thibaut Bossy		FRA	CHA	4	HERRERO RACING		Inter C	238.4	6	237.3	5	232.7	3	232.7	9	231.7	4	234.6
14	123	Frédéric De Brabant		FRA	GEN	4	CHAZEL TECHNOLOGIE		NCC	237.8	15	234.2	12	233.7	13	231.7	14	231.2	9	233.7
15	18	Pierre Macchi		FRA	GEN	5	SCHUMACHER CLRT		Inter C	234.2	15	232.2	14	231.2	10	228.8	12	228.3	11	230.9
16	7	Franc Rouxel		FRA	GEN	6	HERRERO RACING		Inter D	232.7	9	232.7	11	227.3	13	225.0	8	213.0	10	226.1
17	3	Gosia Rdest		POL	CHA	5	CHAZEL TECHNOLOGIE		Inter	226.4	8	224.5	13	223.1	14	220.8	9	218.6	12	222.7





Autodromo Nazionale Monza

Alpine Elf Cup Series

Free practice - 2

Fastest Laps Sequence



Lap	Time of Day	Session Time	N° Driver	Nat	Cat	Team	Nat	Level	Time	Km/h
2	13:35:25.416	5:25.416	31 Louis Meric		CHA	RACE CARS		Inter C	2:08.910	161.7
2	13:35:28.429	5:28.429	38 Charles Roussanne		JUN	VPS RACING		Inter D	2:07.120	164.0
10	14:04:24.699	34:24.699	38 Charles Roussanne		JUN	VPS RACING		Inter D	2:07.034	164.1
11	14:06:31.661	36:31.661	38 Charles Roussanne		JUN	VPS RACING		Inter D	2:06.962	164.2
12	14:08:38.257	38:38.257	38 Charles Roussanne		JUN	VPS RACING		Inter D	2:06.596	164.7



Alpine Mobility





Autodromo Nazionale Monza

Alpine Elf Cup Series

Free practice - 2

Event Best Maximum Speed




N°	Driver	Nat	Cat	Clas	Team	Nat	Level	Km/h	Session
4	Léo Jousset		JUN	1	RACE CARS		Inter C	243.2	Free practice - 2
63	Pierre-Laurent Figuiere		CHA	1	HAZEL TECHNOLOGIE		Inter C	243.2	Free practice - 2
38	Charles Roussanne		JUN	2	VPS RACING		Inter D	242.1	Free practice - 2
8	Lukas Papin		JUN	3	SCHUMACHER CLRT		Inter D	242.1	Free practice - 2
77	Alain Jacono		GEN	1	HAZEL TECHNOLOGIE		NCC	242.1	Free practice - 2
10	Romain Monti		PRO	1	HAZEL TECHNOLOGIE		Inter C	240.5	Free practice - 2
31	Louis Meric		CHA	2	RACE CARS		Inter C	240.5	Free practice - 2
9	Philippe Bourgois		GEN	2	RACE CARS		Inter C	239.4	Free practice - 2
23	Laurent Richard		GEN	3	HERRERO RACING		Inter C	239.4	Free practice - 2
37	Filippo Barberi		JUN	4	VPS RACING		Inter D	238.9	Free practice - 2
2	Florian Coruble		CHA	3	HAZEL TECHNOLOGIE		Inter C	238.9	Free practice - 2
36	Sami Dhahri		JUN	5	VPS RACING		Inter C	238.4	Free practice - 2
85	Thibaut Bossy		CHA	4	HERRERO RACING		Inter C	238.4	Free practice - 2
123	Frédéric De Brabant		GEN	4	HAZEL TECHNOLOGIE		NCC	237.8	Free practice - 2
18	Pierre Macchi		GEN	5	SCHUMACHER CLRT		Inter C	234.2	Free practice - 2
7	Franc Rouxel		GEN	6	HERRERO RACING		Inter D	232.7	Free practice - 2
3	Gosia Rdest		CHA	5	HAZEL TECHNOLOGIE		Inter	226.4	Free practice - 2



Alpine Mobility





Autodromo Nazionale Monza

Alpine Elf Cup Series

Free practice - 2

Pit Stop Analysis



2 Florian Coruble Inter C

CHA CHAZEL TECHNOLOGIE COURSE JU

N°	In Day Time	In Time	Out Time	Pit Time	T. Pit Time	Handicap	Diff.
1	13:45:26.954	13:45:26.954	13:52:15.044	6:48.090	6:48.090		

3 Gosia Rdest Inter

CHA CHAZEL TECHNOLOGIE JUNIOR

N°	In Day Time	In Time	Out Time	Pit Time	T. Pit Time	Handicap	Diff.
1	13:40:06.602	13:40:06.602	13:52:16.638	12:10.036	12:10.036		

4 Léo Jousset Inter C

JUN RACE CARS CONSULTING

N°	In Day Time	In Time	Out Time	Pit Time	T. Pit Time	Handicap	Diff.
1	13:42:03.363	13:42:03.363	13:52:04.382	10:01.019	10:01.019		
2	14:02:47.334	14:02:47.334	14:05:57.933	3:10.599	13:11.618		

7 Franc Rouxel Inter D

GEN HERRERO RACING

N°	In Day Time	In Time	Out Time	Pit Time	T. Pit Time	Handicap	Diff.
1	13:46:18.021	13:46:18.021	13:52:30.026	6:12.005	6:12.005		
2	14:03:59.039	14:03:59.039	14:05:16.338	1:17.299	7:29.304		

8 Lukas Papin Inter D

JUN SCHUMACHER CLRT

N°	In Day Time	In Time	Out Time	Pit Time	T. Pit Time	Handicap	Diff.
1	13:45:29.735	13:45:29.735	13:52:32.103	7:02.368	7:02.368		
2	14:03:21.467	14:03:21.467	14:05:12.648	1:51.181	8:53.549		

9 Philippe Bourgois Inter C

GEN RACE CARS CONSULTING

N°	In Day Time	In Time	Out Time	Pit Time	T. Pit Time	Handicap	Diff.
1	13:44:35.801	13:44:35.801	13:52:12.072	7:36.271	7:36.271		

10 Romain Monti Inter C

PRO CHAZEL TECHNOLOGIE JUNIOR

N°	In Day Time	In Time	Out Time	Pit Time	T. Pit Time	Handicap	Diff.
1	13:45:40.750	13:45:40.750	13:53:15.349	7:34.599	7:34.599		

18 Pierre Macchi Inter C

GEN SCHUMACHER CLRT

N°	In Day Time	In Time	Out Time	Pit Time	T. Pit Time	Handicap	Diff.
1	13:45:19.216	13:45:19.216	13:52:25.489	7:06.273	7:06.273		

23 Laurent Richard Inter C

GEN HERRERO RACING

N°	In Day Time	In Time	Out Time	Pit Time	T. Pit Time	Handicap	Diff.
1	13:45:23.821	13:45:23.821	13:52:27.794	7:03.973	7:03.973		

31 Louis Meric Inter C

CHA RACE CARS CONSULTING

N°	In Day Time	In Time	Out Time	Pit Time	T. Pit Time	Handicap	Diff.
1	13:42:01.336	13:42:01.336	13:52:08.742	10:07.406	10:07.406		
2	14:03:00.845	14:03:00.845	14:05:46.752	2:45.907	12:53.313		

36 Sami Dhahri Inter C

JUN VPS RACING

N°	In Day Time	In Time	Out Time	Pit Time	T. Pit Time	Handicap	Diff.
1	13:44:23.370	13:44:23.370	13:52:54.993	8:31.623	8:31.623		
2	14:06:03.458	14:06:03.458	14:07:45.032	1:41.574	10:13.197		

37 Filippo Barberi Inter D

JUN VPS RACING

N°	In Day Time	In Time	Out Time	Pit Time	T. Pit Time	Handicap	Diff.
1	13:33:48.075	13:33:48.075	13:35:38.199	1:50.124	1:50.124		
2	13:44:54.846	13:44:54.846	13:52:20.891	7:26.045	9:16.169		

38 Charles Roussanne Inter D

JUN VPS RACING

N°	In Day Time	In Time	Out Time	Pit Time	T. Pit Time	Handicap	Diff.
1	13:39:50.397	13:39:50.397	13:42:57.208	3:06.811	3:06.811		
2	13:45:33.932	13:45:33.932	13:52:01.838	6:27.906	9:34.717		
3	13:56:19.488	13:56:19.488	13:58:02.971	1:43.483	11:18.200		

63 Pierre-Laurent Figuiere Inter C

CHA CHAZEL TECHNOLOGIE COURSE

N°	In Day Time	In Time	Out Time	Pit Time	T. Pit Time	Handicap	Diff.
1	13:45:03.629	13:45:03.629	13:52:10.557	7:06.928	7:06.928		

77 Alain Jacono NCC

GEN CHAZEL TECHNOLOGIE COURSE

N°	In Day Time	In Time	Out Time	Pit Time	T. Pit Time	Handicap	Diff.
1	13:45:31.473	13:45:31.473	13:52:22.145	6:50.672	6:50.672		

123 Frédéric De Brabant NCC

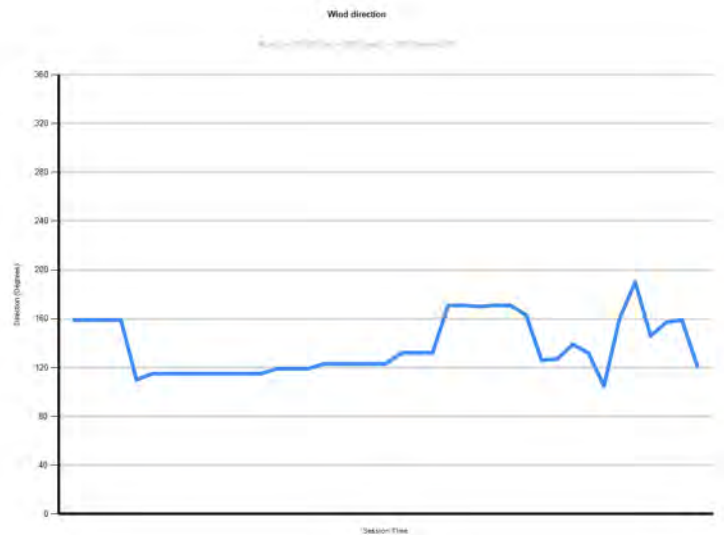
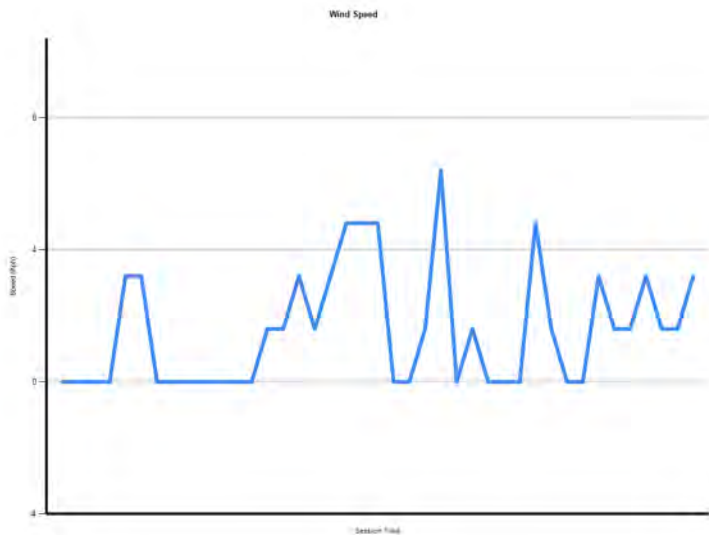
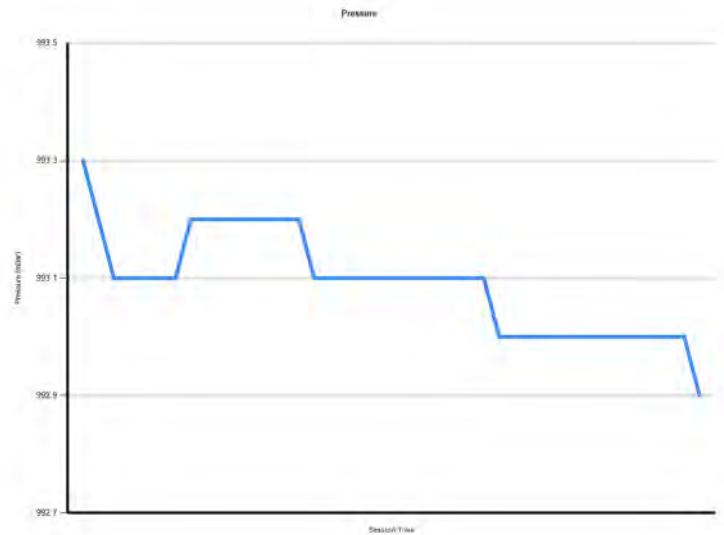
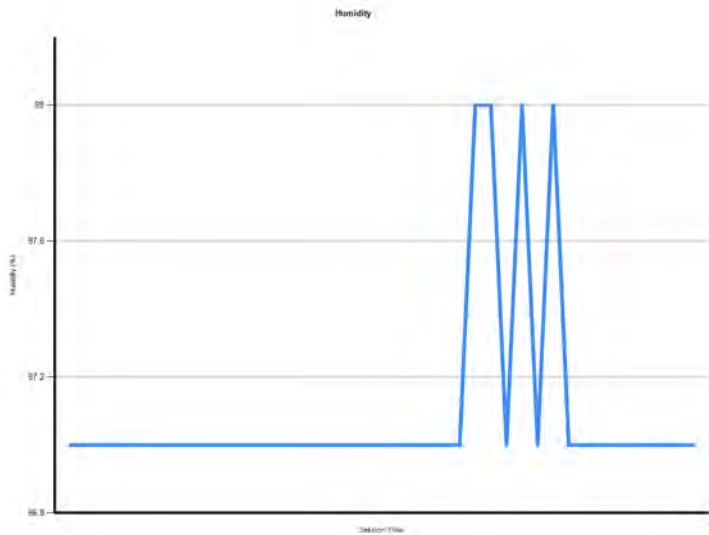
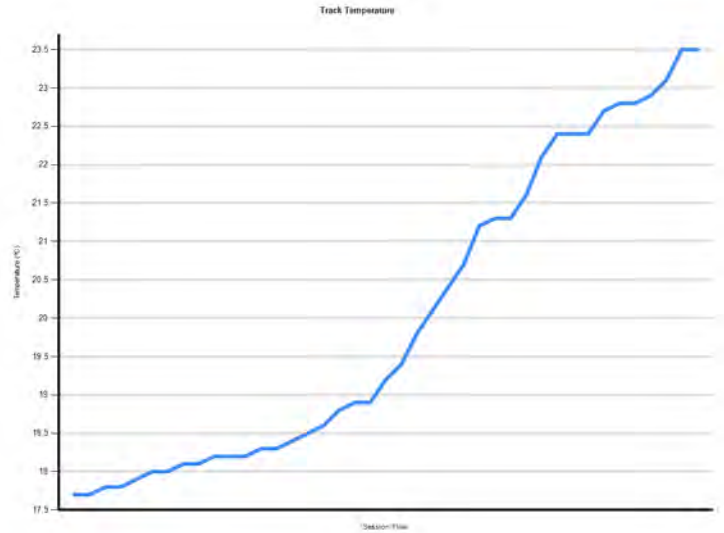
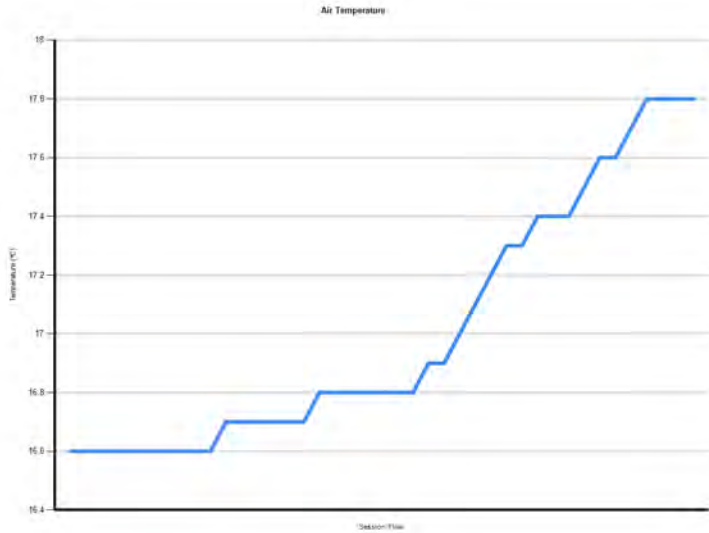
GEN CHAZEL TECHNOLOGIE COURSE

N°	In Day Time	In Time	Out Time	Pit Time	T. Pit Time	Handicap	Diff.
1	13:45:28.776	13:45:28.776	13:52:18.476	6:49.700	6:49.700		





Autodromo Nazionale Monza
Alpine Elf Cup Series
Free practice - 2
Weather Report



Alpine Mobility





Autodromo Nazionale Monza
Alpine Elf Cup Series
Free Practice - 1 - 2
Combined Results



Cls	N°	Driver	Nat	Cat	Clas	Team	Nat	Level	Laps	FP1	FP2	Best	Gap	Interval	Km/h
1	38	Charles Roussanne	FRA	JUN	1	VPS RACING	FRA	Inter D	26	2:12.252	11	2:06.596	12	2:06.596	164.7
2	4	Léo Jousset	FRA	JUN	2	RACE CARS	FRA	Inter C	17	2:14.817	3	2:07.429	9	2:07.429	0.833 0.833 163.6
3	2	Florian Coruble	FRA	CHA	1	HAZEL TECHNOLOGIE	FRA	Inter C	23	2:15.228	3	2:07.555	13	2:07.555	0.959 0.126 163.4
4	8	Lukas Papin	FRA	JUN	3	SCHUMACHER CLRT	FRA	Inter D	19	2:14.319	5	2:07.559	14	2:07.559	0.963 0.004 163.4
5	85	Thibaut Bossy	FRA	CHA	2	HERRERO RACING	FRA	Inter C	22	2:14.212	12	2:07.856	9	2:07.856	1.260 0.297 163.1
6	36	Sami Dhahri	FRA	JUN	4	VPS RACING	FRA	Inter C	27	2:14.879	12	2:07.962	14	2:07.962	1.366 0.106 162.9
7	10	Romain Monti	FRA	PRO	1	HAZEL TECHNOLOGIE	FRA	Inter C	25	2:14.147	5	2:07.971	14	2:07.971	1.375 0.009 162.9
8	31	Louis Meric	FRA	CHA	3	RACE CARS	FRA	Inter C	25	2:14.119	10	2:08.106	12	2:08.106	1.510 0.135 162.7
9	37	Filippo Barberi	FRA	JUN	5	VPS RACING	FRA	Inter D	14			2:08.780	14	2:08.780	2.184 0.674 161.9
10	63	Pierre-Laurent	FRA	CHA	4	HAZEL TECHNOLOGIE	FRA	Inter C	27	2:17.276	11	2:08.958	15	2:08.958	2.362 0.178 161.7
11	23	Laurent Richard	FRA	GEN	1	HERRERO RACING	FRA	Inter C	28	2:18.100	12	2:09.830	15	2:09.830	3.234 0.872 160.6
12	3	Gosia Rdest	POL	CHA	5	HAZEL TECHNOLOGIE	FRA	Inter	24	2:19.466	9	2:09.841	11	2:09.841	3.245 0.011 160.6
13	9	Philippe Bourgois	BEL	GEN	2	RACE CARS	FRA	Inter C	29	2:15.911	13	2:10.458	15	2:10.458	3.862 0.617 159.8
14	12	Frédéric De Brabant	FRA	GEN	3	HAZEL TECHNOLOGIE	FRA	NCC	28	2:17.220	12	2:10.958	13	2:10.958	4.362 0.500 159.2
15	77	Alain Jacono	FRA	GEN	4	HAZEL TECHNOLOGIE	FRA	NCC	28	2:21.078	12	2:11.599	9	2:11.599	5.003 0.641 158.4
16	18	Pierre Macchi	FRA	GEN	5	SCHUMACHER CLRT	FRA	Inter C	27	2:22.698	11	2:11.782	12	2:11.782	5.186 0.183 158.2
17	7	Franc Rouxel	FRA	GEN	6	HERRERO RACING	FRA	Inter D	25	2:22.545	10	2:13.726	10	2:13.726	7.130 1.944 155.9

*** PENALTIES**

- CAR 9 TIME 2:13.423 DELETED TRACK LIMITS AT T 2
- CAR 31 TIME 2:13.227 DELETED TRACK LIMITS AT T 2
- CAR 18 TIME 2:12.558 DELETED TRACK LIMITS AT T 5
- CAR 77 TIME 2:14.673 DELETED TRACK LIMITS AT T 5
- CAR 18 TIME 13:33:37.010 DELETED TRACK LIMITS AT T 5

Published at:.....

Race Director:	Timekeeper:  Luis Garcia JOB-2654-ESP/M
-----------------------	--





Autodromo Nazionale Monza
Alpine Elf Cup Series
Qualifying - 1
Provisional Results



Clas	Nº	Driver	Nat	Cat	Clas	Team	Nat	Level	Laps	Best	Time	Gap	Interval	Km/h
1	4	Léo Jousset		JUN	1	RACE CARS		Inter C	9	9	2:06.894			164.3
2	31	Louis Meric		CHA	1	RACE CARS		Inter C	9	9	2:07.044	0.150	0.150	164.1
3	38	Charles Roussanne		JUN	2	VPS RACING		Inter D	6	6	2:07.431	0.537	0.387	163.6
4	85	Thibaut Bossy		CHA	2	HERRERO RACING		Inter C	9	6	2:07.633	0.739	0.202	163.3
5	8	Lukas Papin		JUN	3	SCHUMACHER CLRT		Inter D	8	8	2:07.828	0.934	0.195	163.1
6	10	Romain Monti		PRO	1	HAZEL TECHNOLOGIE		Inter C	9	7	2:07.838	0.944	0.010	163.1
7	36	Sami Dhahri		JUN	4	VPS RACING		Inter C	8	8	2:08.993	2.099	1.155	161.6
8	123	Frédéric De Brabant		GEN	1	HAZEL TECHNOLOGIE		NCC	10	10	2:09.552	2.658	0.559	160.9
9	18	Pierre Macchi		GEN	2	SCHUMACHER CLRT		Inter C	9	8	2:10.275	3.381	0.723	160.0
10	3	Gosia Rdest		CHA	3	HAZEL TECHNOLOGIE		Inter	9	8	2:10.374	3.480	0.099	159.9
11	63	Pierre-Laurent Figuiere		CHA	4	HAZEL TECHNOLOGIE		Inter C	8	5	2:10.806	3.912	0.432	159.4
12	77	Alain Jacono		GEN	3	HAZEL TECHNOLOGIE		NCC	9	8	2:11.265	4.371	0.459	158.8
13	9	Philippe Bourgois		GEN	4	RACE CARS		Inter C	8	7	2:11.475	4.581	0.210	158.6
14	2	Florian Coruble		CHA	5	HAZEL TECHNOLOGIE		Inter C	2	2	2:11.618	4.724	0.143	158.4
15	23	Laurent Richard		GEN	5	HERRERO RACING		Inter C	9	9	2:11.958	5.064	0.340	158.0
16	37	Filippo Barberi		JUN	5	VPS RACING		Inter D	2	2	2:13.350	6.456	1.392	156.3
17	7	Franc Rouxel		GEN	6	HERRERO RACING		Inter D	9	8	2:17.113	10.219	3.763	152.0

*** PENALTIES**

CAR 4 TIME 2:13.079 DELETED TRACK LIMITS AT T 2

CAR 63 TIME 2:18.901 DELETED TRACK LIMITS AT T 2

CAR 77 TIME 2:19.069 DELETED TRACK LIMITS AT T 5

Published at:.....


Track Temp: 17.2 °C Air Temp: 15.8 °C Humidity: 92 % Track Status: WET

Race Director:

Timekeeper:

Luis Garcia
 JOB-2654-ESP/M





Autodromo Nazionale Monza
Alpine Elf Cup Series
Qualifying - 1
Provisional Results by Category



CHA														
Clas	Nº	Driver	Nat	Cat	Clas	Team	Nat	Level	Laps	Best	Time	Gap	Interval	Km/h
1	31	Louis Meric		CHA	1	RACE CARS		Inter C	9	9	2:07.044			164.1
2	85	Thibaut Bossy		CHA	2	HERRERO RACING		Inter C	9	6	2:07.633	0.589	0.589	163.3
3	3	Gosia Rdest		CHA	3	HAZEL TECHNOLOGIE		Inter	9	8	2:10.374	3.330	2.741	159.9
4	63	Pierre-Laurent Figuiere		CHA	4	HAZEL TECHNOLOGIE		Inter C	8	5	2:10.806	3.762	0.432	159.4
5	2	Florian Coruble		CHA	5	HAZEL TECHNOLOGIE		Inter C	2	2	2:11.618	4.574	0.812	158.4

JUN														
Clas	Nº	Driver	Nat	Cat	Clas	Team	Nat	Level	Laps	Best	Time	Gap	Interval	Km/h
1	4	Léo Jousset		JUN	1	RACE CARS		Inter C	9	9	2:06.894			164.3
2	38	Charles Roussanne		JUN	2	VPS RACING		Inter D	6	6	2:07.431	0.537	0.537	163.6
3	8	Lukas Papin		JUN	3	SCHUMACHER CLRT		Inter D	8	8	2:07.828	0.934	0.397	163.1
4	36	Sami Dhahri		JUN	4	VPS RACING		Inter C	8	8	2:08.993	2.099	1.165	161.6
5	37	Filippo Barberi		JUN	5	VPS RACING		Inter D	2	2	2:13.350	6.456	4.357	156.3

PRO														
Clas	Nº	Driver	Nat	Cat	Clas	Team	Nat	Level	Laps	Best	Time	Gap	Interval	Km/h
1	10	Romain Monti		PRO	1	HAZEL TECHNOLOGIE		Inter C	9	7	2:07.838			163.1

GEN														
Clas	Nº	Driver	Nat	Cat	Clas	Team	Nat	Level	Laps	Best	Time	Gap	Interval	Km/h
1	123	Frédéric De Brabant		GEN	1	HAZEL TECHNOLOGIE		NCC	10	10	2:09.552			160.9
2	18	Pierre Macchi		GEN	2	SCHUMACHER CLRT		Inter C	9	8	2:10.275	0.723	0.723	160.0
3	77	Alain Jacono		GEN	3	HAZEL TECHNOLOGIE		NCC	9	8	2:11.265	1.713	0.990	158.8
4	9	Philippe Bourgois		GEN	4	RACE CARS		Inter C	8	7	2:11.475	1.923	0.210	158.6
5	23	Laurent Richard		GEN	5	HERRERO RACING		Inter C	9	9	2:11.958	2.406	0.483	158.0
6	7	Franc Rouxel		GEN	6	HERRERO RACING		Inter D	9	8	2:17.113	7.561	5.155	152.0

*** PENALTIES**

- CAR 4 TIME 2:13.079 DELETED TRACK LIMITS AT T 2
- CAR 63 TIME 2:18.901 DELETED TRACK LIMITS AT T 2
- CAR 77 TIME 2:19.069 DELETED TRACK LIMITS AT T 5

Published at:.....

Track Temp: 17.2 °C Air Temp: 15.8 °C Humidity: 92 % Track Status: WET

Race Director:

Timekeeper:

Luis Garcia
 JOB-2654-ESP/M





Autodromo Nazionale Monza
Alpine Elf Cup Series
Qualifying - 1
Provisional Results by Class



Inter C														
Clas	Nº	Driver	Nat	Cat	Clas	Team	Nat	Level	Laps	Best	Time	Gap	Interval	Km/h
1	4	Léo Jousset		Inter C	1	RACE CARS		Inter C	9	9	2:06.894			164.3
2	31	Louis Meric		Inter C	2	RACE CARS		Inter C	9	9	2:07.044	0.150	0.150	164.1
3	85	Thibaut Bossy		Inter C	3	HERRERO RACING		Inter C	9	6	2:07.633	0.739	0.589	163.3
4	10	Romain Monti		Inter C	4	HAZEL TECHNOLOGIE		Inter C	9	7	2:07.838	0.944	0.205	163.1
5	36	Sami Dhahri		Inter C	5	VPS RACING		Inter C	8	8	2:08.993	2.099	1.155	161.6
6	18	Pierre Macchi		Inter C	6	SCHUMACHER CLRT		Inter C	9	8	2:10.275	3.381	1.282	160.0
7	63	Pierre-Laurent Figuiere		Inter C	7	HAZEL TECHNOLOGIE		Inter C	8	5	2:10.806	3.912	0.531	159.4
8	9	Philippe Bourgois		Inter C	8	RACE CARS		Inter C	8	7	2:11.475	4.581	0.669	158.6
9	2	Florian Coruble		Inter C	9	HAZEL TECHNOLOGIE		Inter C	2	2	2:11.618	4.724	0.143	158.4
10	23	Laurent Richard		Inter C	10	HERRERO RACING		Inter C	9	9	2:11.958	5.064	0.340	158.0

Inter D														
Clas	Nº	Driver	Nat	Cat	Clas	Team	Nat	Level	Laps	Best	Time	Gap	Interval	Km/h
1	38	Charles Roussanne		Inter D	1	VPS RACING		Inter D	6	6	2:07.431			163.6
2	8	Lukas Papin		Inter D	2	SCHUMACHER CLRT		Inter D	8	8	2:07.828	0.397	0.397	163.1
3	37	Filippo Barberi		Inter D	3	VPS RACING		Inter D	2	2	2:13.350	5.919	5.522	156.3
4	7	Franc Rouxel		Inter D	4	HERRERO RACING		Inter D	9	8	2:17.113	9.682	3.763	152.0

NCC														
Clas	Nº	Driver	Nat	Cat	Clas	Team	Nat	Level	Laps	Best	Time	Gap	Interval	Km/h
1	123	Frédéric De Brabant		NCC	1	HAZEL TECHNOLOGIE		NCC	10	10	2:09.552			160.9
2	77	Alain Jacono		NCC	2	HAZEL TECHNOLOGIE		NCC	9	8	2:11.265	1.713	1.713	158.8

Inter														
Clas	Nº	Driver	Nat	Cat	Clas	Team	Nat	Level	Laps	Best	Time	Gap	Interval	Km/h
1	3	Gosia Rdest		Inter	1	HAZEL TECHNOLOGIE		Inter	9	8	2:10.374			159.9

*** PENALTIES**

- CAR 4 TIME 2:13.079 DELETED TRACK LIMITS AT T 2
- CAR 63 TIME 2:18.901 DELETED TRACK LIMITS AT T 2
- CAR 77 TIME 2:19.069 DELETED TRACK LIMITS AT T 5

Published at:.....


Track Temp: 17.2 °C Air Temp: 15.8 °C Humidity: 92 % Track Status: WET

Race Director:

Timekeeper:

Luis Garcia
 JOB-2654-ESP/M





Autodromo Nazionale Monza
Alpine Elf Cup Series
Qualifying - 1
Lap Analysis



2 Florian Coruble Inter C							8 Lukas Papin Inter D								
CHA		CHAZEL TECHNOLOGIE					JUN		SCHUMACHER CLRT						
Lap	D	Time	Sector 1	Sector 2	Sector 3	T. Spd	Elapsed	Lap	D	Time	Sector 1	Sector 2	Sector 3	T. Spd	Elapsed
1		11:38:35.167	11:36:57.618	50.176	47.373	153.1	11:38:35.167	1		11:38:45.783	11:37:08.069	48.654	49.060	139.7	11:38:45.783
2		2:11.618	40.536	45.410	45.672	213.4	11:40:46.785	2		2:12.608	40.848	45.644	46.116	206.5	11:40:58.391
3			40.010	44.936		220.4		3		2:33.641 P	40.416	44.197	1:09.028	219.9	11:43:32.032
3 Gosia Rdest Inter							9 Philippe Bourgois Inter C								
CHA		CHAZEL TECHNOLOGIE JUNIOR					GEN		RACE CARS CONSULTING						
Lap	D	Time	Sector 1	Sector 2	Sector 3	T. Spd	Elapsed	Lap	D	Time	Sector 1	Sector 2	Sector 3	T. Spd	Elapsed
1		11:38:51.837	11:37:08.661	51.526	51.650	148.3	11:38:51.837	1		11:38:35.318	11:36:55.802	50.579	48.937	145.3	11:38:35.318
2		2:20.433	44.163	47.870	48.400	185.5	11:41:12.270	2		2:14.838	41.449	46.691	46.698	200.3	11:40:50.156
3		2:38.807 P	42.370	46.743	1:09.694	214.2	11:43:51.077	3		2:27.572 P	39.513	45.078	1:02.981	233.7	11:43:17.728
4		16:46.632	15:13.734	45.641	47.257	148.3	12:00:37.709	4		17:23.968 P	15:36.870	48.868	58.230	155.8	12:00:41.696
5		2:12.201	40.562	45.134	46.505	212.1	12:02:49.910	5		5:20.228	3:47.751	46.078	46.399	179.7	12:06:01.924
6		2:11.536	40.270	45.273	45.993	222.2	12:05:01.446	6		2:13.034	40.575	45.411	47.048	225.4	12:08:14.958
7		2:11.124	40.374	44.952	45.798	231.7	12:07:12.570	7		2:11.475	40.668	44.894	45.913	230.7	12:10:26.433
8		2:10.374	40.025	44.632	45.717	233.2	12:09:22.944	8		2:11.484	40.464	45.224	45.796	227.3	12:12:37.917
9		2:21.203 P	40.084	44.894	56.225	230.7	12:11:44.147	9			45.040	53.178		195.2	
4 Léo Jousset Inter C							10 Romain Monti Inter C								
JUN		RACE CARS CONSULTING					PRO		CHAZEL TECHNOLOGIE JUNIOR						
Lap	D	Time	Sector 1	Sector 2	Sector 3	T. Spd	Elapsed	Lap	D	Time	Sector 1	Sector 2	Sector 3	T. Spd	Elapsed
1		11:38:23.063	11:36:50.970	46.330	45.763	152.3	11:38:23.063	1		11:38:27.876	11:36:51.728	48.144	48.004	152.9	11:38:27.876
2		2:13.979	41.818	45.327	45.934	236.8	11:40:36.142	2		2:14.040	40.641	46.299	47.100	211.3	11:40:41.916
3		2:21.477 P	39.749	44.948	56.780	224.5	11:42:57.619	3		2:23.591 P	40.682	45.173	57.736	207.6	11:43:05.507
4		17:34.538 P	15:53.033	46.667	54.838	138.9	12:00:32.157	4		17:48.124	16:04.234	46.044	57.846	153.8	12:00:53.631
5		4:15.358	2:47.690	43.621	44.047	181.8	12:04:47.515	5		2:07.864	40.013	43.569	44.282	226.8	12:03:01.495
6		2:07.725	39.648	43.621	44.456	235.2	12:06:55.240	6		2:26.142	39.595	52.930	53.617	234.2	12:05:27.637
7		2:07.313	39.537	43.516	44.260	230.2	12:09:02.553	7		2:07.838	39.796	43.817	44.225	236.8	12:07:35.475
8		2:07.231	39.927	43.280	44.024	236.3	12:11:09.784	8		2:07.974	39.889	43.753	44.332	238.9	12:09:43.449
9		2:06.894	39.445	43.378	44.071	241.0	12:13:16.678	9		2:28.095 P	39.971	43.787	1:04.337	241.0	12:12:11.544
10			45.159	52.244		165.8									
7 Franc Rouxel Inter D							18 Pierre Macchi Inter C								
GEN		HERRERO RACING					GEN		SCHUMACHER CLRT						
Lap	D	Time	Sector 1	Sector 2	Sector 3	T. Spd	Elapsed	Lap	D	Time	Sector 1	Sector 2	Sector 3	T. Spd	Elapsed
1		11:39:03.447	11:37:19.616	51.576	52.255	140.2	11:39:03.447	1		11:39:00.499	11:37:12.970	54.607	52.922	137.7	11:39:00.499
2		2:24.204	45.689	48.117	50.398	162.8	11:41:27.651	2		2:23.141	44.409	47.981	50.751	189.4	11:41:23.640
3		3:05.641 P	44.260	1:02.170	1:19.211	172.5	11:44:33.292	3		3:02.516 P	44.548	56.112	1:21.856	166.9	11:44:26.156
4		16:23.948	14:36.344	49.406	58.198	142.6	12:00:57.240	4		16:17.244	14:39.859	46.451	50.934	156.0	12:00:43.400
5		2:19.439	43.273	47.450	48.716	173.0	12:03:16.679	5		2:13.715	40.934	45.629	47.152	206.1	12:02:57.115
6		2:18.953	42.649	48.152	48.152	187.5	12:05:35.632	6		2:13.235	40.551	44.934	47.750	216.0	12:05:10.350
7		2:18.030	42.847	47.156	48.027	172.2	12:07:53.662	7		2:12.038	40.643	45.189	46.206	220.4	12:07:22.388
8		2:17.113	42.171	46.829	48.113	173.9	12:10:10.775	8		2:10.275	40.293	44.639	45.343	226.4	12:09:32.663
9		2:38.304 P	43.521	50.052	1:04.731	175.6	12:12:49.079	9		2:12.278	39.895	46.900	45.483	235.8	12:11:44.941
								10			53.090	51.092		145.3	





Autodromo Nazionale Monza
Alpine Elf Cup Series
Qualifying - 1
Lap Analysis



23							63									
Laurent Richard							Pierre-Laurent Figuiere									
GEN							CHA									
HERRERO RACING							CHAZEL TECHNOLOGIE									
Lap	D	Time	Sector 1	Sector 2	Sector 3	T. Spd	Lap	D	Time	Sector 1	Sector 2	Sector 3	T. Spd	Elapsed		
1		11:38:56.827	11:37:14.230	52.714	49.883	145.7	11:38:56.827	1	11:38:57.925	P	11:37:06.779	51.546	59.600	161.6	11:38:57.925	
2		2:18.617	42.194	47.516	48.907	203.0	11:41:15.444	2	5:38.940	P	3:19.521	57.902	1:21.517	177.0	11:44:36.865	
3		3:23.959	P	43.292	1:31.287	1:09.380	225.9	11:44:39.403	3	15:56.004		14:19.215	47.211	49.578	153.6	12:00:32.869
4		16:03.202	14:27.135	47.012	49.055	148.1	12:00:42.605	4	2:12.357		40.381	45.183	46.793	225.4	12:02:45.226	
5		2:13.232	41.014	45.529	46.689	223.1	12:02:55.837	5	2:10.806		40.109	45.030	45.667	220.8	12:04:56.032	
6		2:15.775	40.576	45.635	49.564	225.9	12:05:11.612	6	2:13.232		40.958	44.938	47.336	232.2	12:07:09.264	
7		2:12.113	40.602	45.231	46.280	226.4	12:07:23.725	7	2:18.904		44.001	49.893	45.007	242.6	12:09:28.165	
8		2:13.837	40.371	45.793	47.673	233.7	12:09:37.562	8	2:25.159	P	40.997	46.728	57.434	245.4	12:11:53.324	
9		2:11.958	40.713	44.757	46.488	233.7	12:11:49.520									
10		47.987	48.430		120.0											
31							77									
Louis Meric							Alain Jacono									
CHA							GEN									
RACE CARS CONSULTING							CHAZEL TECHNOLOGIE									
Lap	D	Time	Sector 1	Sector 2	Sector 3	T. Spd	Lap	D	Time	Sector 1	Sector 2	Sector 3	T. Spd	Elapsed		
1		11:38:33.350	11:36:54.979	50.214	48.157	149.3	11:38:33.350	1	11:38:47.228		11:37:04.690	50.901	51.637	140.8	11:38:47.228	
2		2:13.681	41.492	45.935	46.254	208.0	11:40:47.031	2	2:21.860		44.337	48.265	49.258	192.1	11:41:09.088	
3		2:27.663	P	40.722	45.061	1:01.880	204.5	11:43:14.694	3	2:47.731	P	47.319	52.272	1:08.140	228.8	11:43:56.819
4		17:14.439	15:39.155	47.091	48.193	150.8	12:00:29.133	4	16:42.889		15:05.485	47.673	49.731	162.1	12:00:39.708	
5		2:13.863	41.300	45.840	46.723	204.5	12:02:42.996	5	2:14.900		41.417	46.700	46.783	223.6	12:02:54.608	
6		2:24.179	P	41.411	47.798	54.970	217.7	12:05:07.175	6	2:13.602		40.844	46.091	46.667	221.7	12:05:08.210
7		4:04.996	2:36.725	43.853	44.418	182.7	12:09:12.171	7	2:12.168		40.339	46.028	45.801	225.0	12:07:20.378	
8		2:07.242	40.039	43.481	43.722	236.3	12:11:19.413	8	2:11.265		40.141	45.390	45.734	234.7	12:09:31.643	
9		2:07.044	39.886	43.556	43.602	231.2	12:13:26.457	9	2:19.069		40.377	52.462	46.230	230.7	12:11:50.712	
10		47.438	51.543		177.0			10			49.766	50.119	115.3			
36							85									
Sami Dhahri							Thibaut Bossy									
JUN							CHA									
VPS RACING							HERRERO RACING									
Lap	D	Time	Sector 1	Sector 2	Sector 3	T. Spd	Lap	D	Time	Sector 1	Sector 2	Sector 3	T. Spd	Elapsed		
1		11:38:37.584	11:37:01.288	48.370	47.926	159.7	11:38:37.584	1	11:38:53.726		11:37:16.034	49.767	47.925	151.2	11:38:53.726	
2		2:14.545	41.426	46.307	46.812	201.4	11:40:52.129	2	2:13.340		40.483	46.232	46.625	212.1	11:41:07.066	
3		2:27.548	P	41.428	45.631	1:00.489	220.4	11:43:19.677	3	2:37.078	P	40.496	44.858	1:11.724	211.7	11:43:44.144
4		17:18.047	P	15:29.769	48.616	59.662	158.1	12:00:37.724	4	17:10.536		15:26.067	46.368	58.101	172.8	12:00:54.680
5		5:11.472	3:38.997	45.904	46.571	165.3	12:05:49.196	5	2:07.800		39.992	43.571	44.237	219.9	12:03:02.480	
6		2:10.651	40.622	44.859	45.170	222.2	12:07:59.847	6	2:07.633		39.513	43.873	44.247	229.2	12:05:10.113	
7		2:09.570	40.302	44.399	44.869	233.2	12:10:09.417	7	2:07.783		39.760	43.427	44.596	228.3	12:07:17.896	
8		2:08.993	40.306	44.393	44.294	238.4	12:12:18.410	8	2:07.666		39.702	43.566	44.398	233.2	12:09:25.562	
9		43.665	46.514		169.8			9	2:16.260	P	39.935	43.391	52.934	223.6	12:11:41.822	
37							123									
Filippo Barberi							Frédéric De Brabant									
JUN							GEN									
VPS RACING							CHAZEL TECHNOLOGIE									
Lap	D	Time	Sector 1	Sector 2	Sector 3	T. Spd	Lap	D	Time	Sector 1	Sector 2	Sector 3	T. Spd	Elapsed		
1		11:39:03.959	11:37:21.223	51.995	50.741	134.1	11:39:03.959	1	11:38:39.869		11:36:57.750	52.549	49.570	151.0	11:38:39.869	
2		2:13.350	40.841	46.425	46.084	205.3	11:41:17.309	2	2:17.739		42.267	47.443	48.029	210.1	11:40:57.608	
3		39.945	10:24.591		223.1			3	2:39.504	P	42.302	45.942	1:11.260	213.0	11:43:37.112	
								4	16:53.310		15:18.844	47.052	47.414	152.1	12:00:30.422	
								5	2:13.135		40.767	45.120	47.248	225.9	12:02:43.557	
								6	2:11.468		40.444	44.656	46.368	228.8	12:04:55.025	
								7	2:11.323		40.629	44.748	45.946	237.3	12:07:06.348	
								8	2:10.440		40.248	44.598	45.594	234.7	12:09:16.788	
								9	2:10.145		40.291	44.234	45.620	236.8	12:11:26.933	
								10	2:09.552		40.078	44.055	45.419	238.4	12:13:36.485	
								11			45.413	50.775	182.1			
38																
Charles Roussanne																
JUN																
VPS RACING																
Lap	D	Time	Sector 1	Sector 2	Sector 3	T. Spd	Elapsed									
1		11:38:33.987	11:36:59.128	47.993	46.866	148.7	11:38:33.987									
2		2:11.530	40.308	45.863	45.359	219.0	11:40:45.517									
3		2:21.984	P	39.828	44.364	57.792	225.9	11:43:07.501								
4		17:27.741	P	15:41.010	49.571	57.160	156.9	12:00:35.242								
5		10:04.152	8:31.184	48.487	44.481	181.5	12:10:39.394									
6		2:07.431	39.874	43.616	43.941	232.2	12:12:46.825									
7		46.860	53.314		160.2											





Autodromo Nazionale Monza
Alpine Elf Cup Series
Qualifying - 1
Best Sectors Results



Sector - 1			Sector - 2			Sector - 3			Ideal Lap vs Best Lap						
Clas	Nº	Driver	Time	Nº	Driver	Time	Nº	Driver	Time	Clas	Nº	Driver	Ideal Lap	Best Lap	Clas
1	4	Léo Jousset	39.445	4	Léo Jousset	43.280	31	Louis Meric	43.602	1	4	Léo Jousset	2:06.749	2:06.894	1
2	8	Lukas Papin	39.499	85	Thibaut Bossy	43.391	38	Charles Roussanne	43.941	2	31	Louis Meric	2:06.969	2:07.044	2
3	85	Thibaut Bossy	39.513	31	Louis Meric	43.481	4	Léo Jousset	44.024	3	85	Thibaut Bossy	2:07.141	2:07.633	4
4	9	Philippe Bourgois	39.513	10	Romain Monti	43.569	8	Lukas Papin	44.088	4	38	Charles Roussanne	2:07.385	2:07.431	3
5	10	Romain Monti	39.595	38	Charles Roussanne	43.616	10	Romain Monti	44.225	5	10	Romain Monti	2:07.389	2:07.838	6
6	38	Charles Roussanne	39.828	123	Frédéric De Brabant	44.055	85	Thibaut Bossy	44.237	6	8	Lukas Papin	2:07.691	2:07.828	5
7	31	Louis Meric	39.886	8	Lukas Papin	44.104	36	Sami Dhahri	44.294	7	36	Sami Dhahri	2:08.989	2:08.993	7
8	18	Pierre Macchi	39.895	36	Sami Dhahri	44.393	63	Pierre-Laurent Figuiere	45.007	8	123	Frédéric De Brabant	2:09.552	2:09.552	8
9	37	Filippo Barberi	39.945	3	Gosia Rdest	44.632	18	Pierre Macchi	45.343	9	18	Pierre Macchi	2:09.877	2:10.275	9
10	2	Florian Coruble	40.010	18	Pierre Macchi	44.639	123	Frédéric De Brabant	45.419	10	63	Pierre-Laurent Figuiere	2:10.054	2:10.806	11
11	3	Gosia Rdest	40.025	23	Laurent Richard	44.757	2	Florian Coruble	45.672	11	9	Philippe Bourgois	2:10.203	2:11.475	13
12	12	Frédéric De Brabant	40.078	9	Philippe Bourgois	44.894	3	Gosia Rdest	45.717	12	3	Gosia Rdest	2:10.374	2:10.374	10
13	63	Pierre-Laurent Figuiere	40.109	2	Florian Coruble	44.936	77	Alain Jacono	45.734	13	2	Florian Coruble	2:10.618	2:11.618	14
14	77	Alain Jacono	40.141	63	Pierre-Laurent Figuiere	44.938	9	Philippe Bourgois	45.796	14	77	Alain Jacono	2:11.265	2:11.265	12
15	36	Sami Dhahri	40.302	77	Alain Jacono	45.390	37	Filippo Barberi	46.084	15	23	Laurent Richard	2:11.408	2:11.958	15
16	23	Laurent Richard	40.371	37	Filippo Barberi	46.425	23	Laurent Richard	46.280	16	37	Filippo Barberi	2:12.454	2:13.350	16
17	7	Franc Rouxel	42.171	7	Franc Rouxel	46.829	7	Franc Rouxel	48.027	17	7	Franc Rouxel	2:17.027	2:17.113	17



Alpine Mobility






Autodromo Nazionale Monza
Alpine Elf Cup Series
Qualifying - 1
Best 5 Lap Times



Cls	N°	Driver	Nat	Cat	Cls	Team	Nat	Level	Best 1		Best 2		Best 3		Best 4		Best 5	
									Time	Lap	Time	Lap	Time	Lap	Time	Lap	Time	Lap
1	4	Léo Jousset	FRA	JUN	1	RACE CARS	FRA	Inter C	2:06.894	9	2:07.231	8	2:07.313	7	2:07.725	6	4:15.358	5
2	31	Louis Meric	FRA	CHA	1	RACE CARS	FRA	Inter C	2:07.044	9	2:07.242	8	2:13.681	2	2:13.863	5	2:24.179	6
3	38	Charles Roussanne	FRA	JUN	2	VPS RACING	FRA	Inter D	2:07.431	6	2:11.530	2	10:04.15	5	17:27.74	4		
4	85	Thibaut Bossy	FRA	CHA	2	HERRERO RACING	FRA	Inter C	2:07.633	6	2:07.666	8	2:07.783	7	2:07.800	5	2:13.340	2
5	8	Lukas Papin	FRA	JUN	3	SCHUMACHER CLRT	FRA	Inter D	2:07.828	8	2:08.076	7	2:09.233	6	2:12.608	2	5:41.876	5
6	10	Romain Monti	FRA	PRO	1	CHAZEL TECHNOLOGIE	FRA	Inter C	2:07.838	7	2:07.864	5	2:07.974	8	2:14.040	2	2:26.142	6
7	36	Sami Dhahri	FRA	JUN	4	VPS RACING	FRA	Inter C	2:08.993	8	2:09.570	7	2:10.651	6	2:14.545	2	5:11.472	5
8	123	Frédéric De Brabant	FRA	GEN	1	CHAZEL TECHNOLOGIE	FRA	NCC	2:09.552	10	2:10.145	9	2:10.440	8	2:11.323	7	2:11.468	6
9	18	Pierre Macchi	FRA	GEN	2	SCHUMACHER CLRT	FRA	Inter C	2:10.275	8	2:12.038	7	2:12.278	9	2:13.235	6	2:13.715	5
10	3	Gosia Rdest	POL	CHA	3	CHAZEL TECHNOLOGIE	FRA	Inter	2:10.374	8	2:11.124	7	2:11.536	6	2:12.201	5	2:20.433	2
11	63	Pierre-Laurent Figuiere	FRA	CHA	4	CHAZEL TECHNOLOGIE	FRA	Inter C	2:10.806	5	2:12.357	4	2:13.232	6	2:25.159	8	15:56.00	3
12	77	Alain Jacono	FRA	GEN	3	CHAZEL TECHNOLOGIE	FRA	NCC	2:11.265	8	2:12.168	7	2:13.602	6	2:14.900	5	2:21.860	2
13	9	Philippe Bourgois	BEL	GEN	4	RACE CARS	FRA	Inter C	2:11.475	7	2:11.484	8	2:13.034	6	2:14.838	2	5:20.228	5
14	2	Florian Coruble	FRA	CHA	5	CHAZEL TECHNOLOGIE	FRA	Inter C	2:11.618	2								
15	23	Laurent Richard	FRA	GEN	5	HERRERO RACING	FRA	Inter C	2:11.958	9	2:12.113	7	2:13.232	5	2:13.837	8	2:15.775	6
16	37	Filippo Barberi	FRA	JUN	5	VPS RACING	FRA	Inter D	2:13.350	2								
17	7	Franc Rouxel	FRA	GEN	6	HERRERO RACING	FRA	Inter D	2:17.113	8	2:18.030	7	2:18.953	6	2:19.439	5	2:24.204	2





Autodromo Nazionale Monza
Alpine Elf Cup Series
Qualifying - 1
Best 5 Top Speeds



Clas	N°	Driver	Nat	Cat	Cls	Team	Nat	Level	Top 1		Top 2		Top 3		Top 4		Top 5		Avg
									Km/h	Lap	Km/h	Lap	Km/h	Lap	Km/h	Lap	Km/h	Lap	
1	63	Pierre-Laurent Figuiere		CHA	1	HAZEL TECHNOLOGIE		Inter C	245.4	8	242.6	7	232.2	6	225.4	4	220.8	5	233.3
2	4	Léo Jousset		JUN	1	RACE CARS		Inter C	241.0	9	236.8	2	236.3	8	235.2	6	230.2	7	235.9
3	8	Lukas Papin		JUN	2	SCHUMACHER CLRT		Inter D	241.0	8	238.9	7	232.2	6	219.9	3	206.5	2	227.7
4	10	Romain Monti		PRO	1	HAZEL TECHNOLOGIE		Inter C	241.0	9	238.9	8	236.8	7	234.2	6	226.8	5	235.6
5	36	Sami Dhahri		JUN	3	VPS RACING		Inter C	238.4	8	233.2	7	222.2	6	220.4	3	201.4	2	223.1
6	123	Frédéric De Brabant		GEN	1	HAZEL TECHNOLOGIE		NCC	238.4	10	237.3	7	236.8	9	234.7	8	228.8	6	235.2
7	31	Louis Meric		CHA	2	RACE CARS		Inter C	236.3	8	231.2	9	217.7	6	208.0	2	204.5	3	219.5
8	18	Pierre Macchi		GEN	2	SCHUMACHER CLRT		Inter C	235.8	9	226.4	8	220.4	7	216.0	6	206.1	5	220.9
9	77	Alain Jacono		GEN	3	HAZEL TECHNOLOGIE		NCC	234.7	8	230.7	9	228.8	3	225.0	7	223.6	5	228.5
10	9	Philippe Bourgois		GEN	4	RACE CARS		Inter C	233.7	3	230.7	7	227.3	8	225.4	6	200.3	2	223.5
11	23	Laurent Richard		GEN	5	HERRERO RACING		Inter C	233.7	8	233.7	9	226.4	7	225.9	3	225.9	6	229.1
12	3	Gosia Rdest		CHA	3	HAZEL TECHNOLOGIE		Inter	233.2	8	231.7	7	230.7	9	222.2	6	214.2	3	226.4
13	85	Thibaut Bossy		CHA	4	HERRERO RACING		Inter C	233.2	8	229.2	6	228.3	7	223.6	9	219.9	5	226.8
14	38	Charles Roussanne		JUN	4	VPS RACING		Inter D	232.2	6	225.9	3	219.0	2	181.5	5	160.2	7	203.8
15	37	Filippo Barberi		JUN	5	VPS RACING		Inter D	223.1	3	205.3	2	134.1	1					187.5
16	2	Florian Coruble		CHA	5	HAZEL TECHNOLOGIE		Inter C	220.4	3	213.4	2	153.1	1					195.6
17	7	Franc Rouxel		GEN	6	HERRERO RACING		Inter D	187.5	6	175.6	9	173.9	8	173.0	5	172.5	3	176.5





Autodromo Nazionale Monza
Alpine Elf Cup Series
Qualifying - 1
Fastest Laps Sequence



Lap	Time of Day	Session Time	N° Driver	Nat	Cat	Team	Nat	Level	Time	Km/h
2	11:40:41.916	4:41.916	10 Romain Monti		PRO	HAZEL TECHNOLOGIE		Inter C	2:14.040	155.5
2	11:40:45.517	4:45.517	38 Charles Roussanne		JUN	VPS RACING		Inter D	2:11.530	158.5
5	12:03:01.495	27:01.495	10 Romain Monti		PRO	HAZEL TECHNOLOGIE		Inter C	2:07.864	163.1
5	12:03:02.480	27:02.480	85 Thibaut Bossy		CHA	HERRERO RACING		Inter C	2:07.800	163.1
6	12:05:10.113	29:10.113	85 Thibaut Bossy		CHA	HERRERO RACING		Inter C	2:07.633	163.3
7	12:09:02.553	33:02.553	4 Léo Jousset		JUN	RACE CARS		Inter C	2:07.313	163.8
8	12:11:09.784	35:09.784	4 Léo Jousset		JUN	RACE CARS		Inter C	2:07.231	163.9
9	12:13:16.678	37:16.678	4 Léo Jousset		JUN	RACE CARS		Inter C	2:06.894	164.3





Autodromo Nazionale Monza
Alpine Elf Cup Series
Qualifying - 1




Event Best Maximum Speed

N°	Driver	Nat	Cat	Clas	Team	Nat	Level	Km/h	Session
63	Pierre-Laurent Figuiere		FRA	CHA 1	CHAZEL TECHNOLOGIE		Inter C	245.4	Qualifying - 1
4	Léo Jousset		FRA	JUN 1	RACE CARS		Inter C	243.2	Free practice - 2
38	Charles Roussanne		FRA	JUN 2	VPS RACING		Inter D	242.1	Free practice - 2
8	Lukas Papin		FRA	JUN 3	SCHUMACHER CLRT		Inter D	242.1	Free practice - 2
77	Alain Jacono		FRA	GEN 1	CHAZEL TECHNOLOGIE		NCC	242.1	Free practice - 2
10	Romain Monti		FRA	PRO 1	CHAZEL TECHNOLOGIE		Inter C	241.0	Qualifying - 1
31	Louis Meric		FRA	CHA 2	RACE CARS		Inter C	240.5	Free practice - 2
9	Philippe Bourgois		BEL	GEN 2	RACE CARS		Inter C	239.4	Free practice - 2
23	Laurent Richard		FRA	GEN 3	HERRERO RACING		Inter C	239.4	Free practice - 2
37	Filippo Barberi		FRA	JUN 4	VPS RACING		Inter D	238.9	Free practice - 2
2	Florian Coruble		FRA	CHA 3	CHAZEL TECHNOLOGIE		Inter C	238.9	Free practice - 2
36	Sami Dhahri		FRA	JUN 5	VPS RACING		Inter C	238.4	Free practice - 2
85	Thibaut Bossy		FRA	CHA 4	HERRERO RACING		Inter C	238.4	Free practice - 2
123	Frédéric De Brabant		FRA	GEN 4	CHAZEL TECHNOLOGIE		NCC	238.4	Qualifying - 1
18	Pierre Macchi		FRA	GEN 5	SCHUMACHER CLRT		Inter C	235.8	Qualifying - 1
3	Gosia Rdest		POL	CHA 5	CHAZEL TECHNOLOGIE		Inter	233.2	Qualifying - 1
7	Franc Rouxel		FRA	GEN 6	HERRERO RACING		Inter D	232.7	Free practice - 2



Alpine Mobility





Autodromo Nazionale Monza

Alpine Elf Cup Series

Qualifying - 1

Pit Stop Analysis



3 Gosia Rdest Inter

CHA CHAZEL TECHNOLOGIE JUNIOR

N°	In Day Time	In Time	Out Time	Pit Time	T. Pit Time	Handicap	Diff.
1	11:43:44.658	11:43:44.658	11:58:21.026	14:36.368	14:36.368		

4 Léo Jousset Inter C

JUN RACE CARS CONSULTING

N°	In Day Time	In Time	Out Time	Pit Time	T. Pit Time	Handicap	Diff.
1	11:42:51.141	11:42:51.141	11:58:07.758	15:16.617	15:16.617		
2	12:00:25.725	12:00:25.725	12:02:39.856	2:14.131	17:30.748		

7 Franc Rouxel Inter D

GEN HERRERO RACING

N°	In Day Time	In Time	Out Time	Pit Time	T. Pit Time	Handicap	Diff.
1	11:44:26.333	11:44:26.333	11:58:24.298	13:57.965	13:57.965		

8 Lukas Papin Inter D

JUN SCHUMACHER CLRT

N°	In Day Time	In Time	Out Time	Pit Time	T. Pit Time	Handicap	Diff.
1	11:43:25.609	11:43:25.609	11:58:06.691	14:41.082	14:41.082		
2	12:00:29.814	12:00:29.814	12:04:06.669	3:36.855	18:17.937		

9 Philippe Bourgois Inter C

GEN RACE CARS CONSULTING

N°	In Day Time	In Time	Out Time	Pit Time	T. Pit Time	Handicap	Diff.
1	11:43:09.992	11:43:09.992	11:58:10.976	15:00.984	15:00.984		
2	12:00:35.232	12:00:35.232	12:03:46.369	3:11.137	18:12.121		

10 Romain Monti Inter C

PRO CHAZEL TECHNOLOGIE JUNIOR

N°	In Day Time	In Time	Out Time	Pit Time	T. Pit Time	Handicap	Diff.
1	11:42:58.936	11:42:58.936	11:58:26.231	15:27.295	15:27.295		

18 Pierre Macchi Inter C

GEN SCHUMACHER CLRT

N°	In Day Time	In Time	Out Time	Pit Time	T. Pit Time	Handicap	Diff.
1	11:44:17.507	11:44:17.507	11:58:19.807	14:02.300	14:02.300		

23 Laurent Richard Inter C

GEN HERRERO RACING

N°	In Day Time	In Time	Out Time	Pit Time	T. Pit Time	Handicap	Diff.
1	11:44:29.934	11:44:29.934	11:58:22.499	13:52.565	13:52.565		

31 Louis Meric Inter C

CHA RACE CARS CONSULTING

N°	In Day Time	In Time	Out Time	Pit Time	T. Pit Time	Handicap	Diff.
1	11:43:08.173	11:43:08.173	11:58:09.870	15:01.697	15:01.697		
2	12:05:00.688	12:05:00.688	12:07:03.346	2:02.658	17:04.355		

36 Sami Dahri Inter C

JUN VPS RACING

N°	In Day Time	In Time	Out Time	Pit Time	T. Pit Time	Handicap	Diff.
1	11:43:13.044	11:43:13.044	11:43:51.411	38.367	38.367		
2	12:00:31.247	12:00:31.247	12:03:35.661	3:04.414	3:42.781		

38 Charles Roussanne Inter D

JUN VPS RACING

N°	In Day Time	In Time	Out Time	Pit Time	T. Pit Time	Handicap	Diff.
1	11:43:00.738	11:43:00.738	11:58:05.022	15:04.284	15:04.284		
2	12:00:28.789	12:00:28.789	12:08:25.573	7:56.784	23:01.068		

63 Pierre-Laurent Figuiere Inter C

CHA CHAZEL TECHNOLOGIE COURSE

N°	In Day Time	In Time	Out Time	Pit Time	T. Pit Time	Handicap	Diff.
1	11:38:51.355	11:38:51.355	11:41:35.820	2:44.465	2:44.465		
2	11:44:28.420	11:44:28.420	11:58:14.650	13:46.230	16:30.695		

77 Alain Jacono NCC

GEN CHAZEL TECHNOLOGIE COURSE

N°	In Day Time	In Time	Out Time	Pit Time	T. Pit Time	Handicap	Diff.
1	11:43:50.187	11:43:50.187	11:58:17.185	14:26.998	14:26.998		

85 Thibaut Bossy Inter C

CHA HERRERO RACING

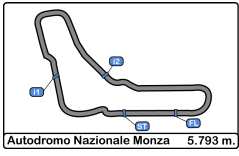
N°	In Day Time	In Time	Out Time	Pit Time	T. Pit Time	Handicap	Diff.
1	11:43:37.595	11:43:37.595	11:58:28.211	14:50.616	14:50.616		

123 Frédéric De Brabant NCC

GEN CHAZEL TECHNOLOGIE COURSE

N°	In Day Time	In Time	Out Time	Pit Time	T. Pit Time	Handicap	Diff.
1	11:43:30.623	11:43:30.623	11:58:12.751	14:42.128	14:42.128		





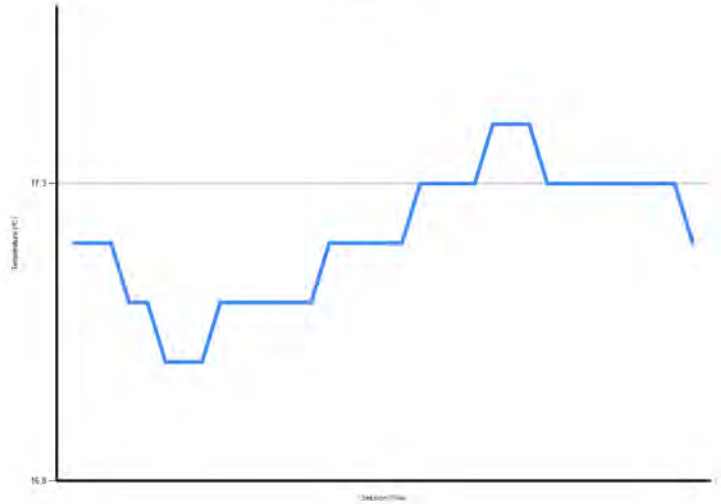
Autodromo Nazionale Monza
Alpine Elf Cup Series
Qualifying - 1
Weather Report



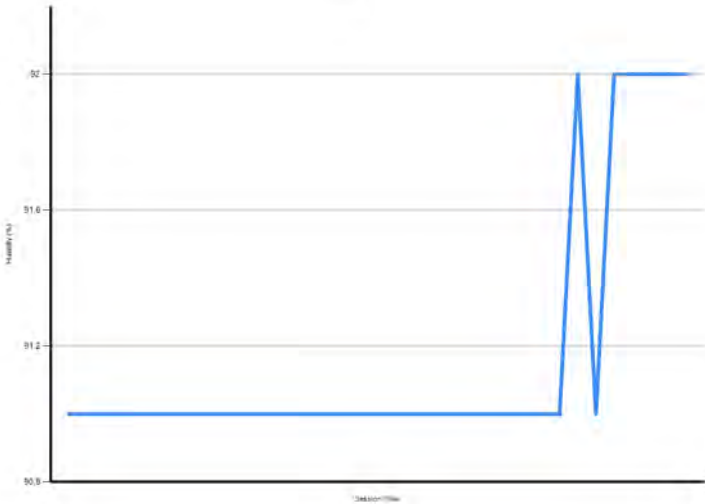
Air Temperature



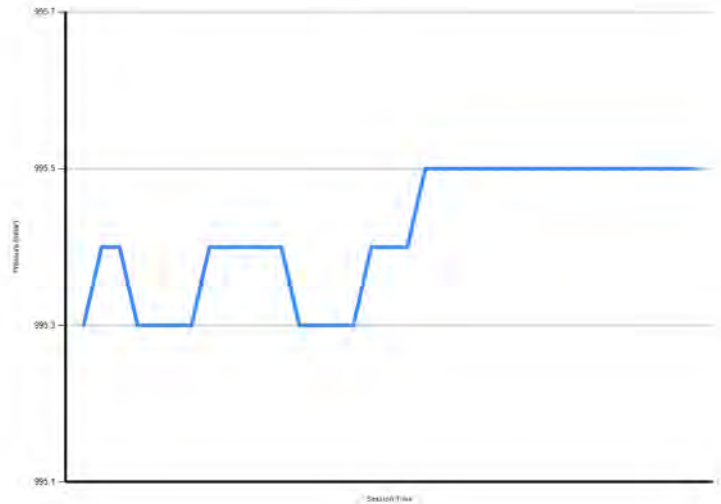
Track Temperature



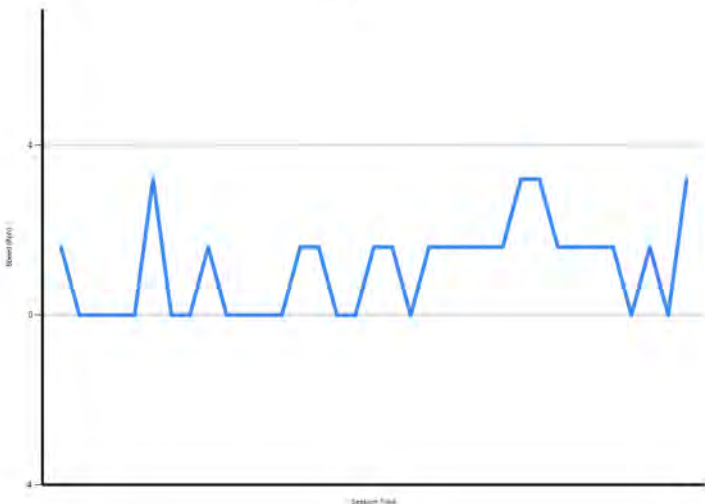
Humidity



Pressure



Wind Speed



Wind direction





Autodromo Nazionale Monza
Alpine Elf Cup Series
Qualifying - 1
Final Results



Clas	Nº	Driver	Nat	Cat	Clas	Team	Nat	Level	Laps	Best	Time	Gap	Interval	Km/h
1	4	Léo Jousset		JUN	1	RACE CARS		Inter C	9	9	2:06.894			164.3
2	31	Louis Meric		CHA	1	RACE CARS		Inter C	9	9	2:07.044	0.150	0.150	164.1
3	38	Charles Roussanne		JUN	2	VPS RACING		Inter D	6	6	2:07.431	0.537	0.387	163.6
4	85	Thibaut Bossy		CHA	2	HERRERO RACING		Inter C	9	6	2:07.633	0.739	0.202	163.3
5	10	Romain Monti		PRO	1	HAZEL TECHNOLOGIE		Inter C	9	7	2:07.838	0.944	0.205	163.1
6	36	Sami Dhahri		JUN	3	VPS RACING		Inter C	8	8	2:08.993	2.099	1.155	161.6
7	123	Frédéric De Brabant		GEN	1	HAZEL TECHNOLOGIE		NCC	10	10	2:09.552	2.658	0.559	160.9
8	18	Pierre Macchi		GEN	2	SCHUMACHER CLRT		Inter C	9	8	2:10.275	3.381	0.723	160.0
9	3	Gosia Rdest		CHA	3	HAZEL TECHNOLOGIE		Inter	9	8	2:10.374	3.480	0.099	159.9
10	63	Pierre-Laurent Figuiere		CHA	4	HAZEL TECHNOLOGIE		Inter C	8	5	2:10.806	3.912	0.432	159.4
11	77	Alain Jacono		GEN	3	HAZEL TECHNOLOGIE		NCC	9	8	2:11.265	4.371	0.459	158.8
12	9	Philippe Bourgois		GEN	4	RACE CARS		Inter C	8	7	2:11.475	4.581	0.210	158.6
13	2	Florian Coruble		CHA	5	HAZEL TECHNOLOGIE		Inter C	2	2	2:11.618	4.724	0.143	158.4
14	23	Laurent Richard		GEN	5	HERRERO RACING		Inter C	9	9	2:11.958	5.064	0.340	158.0
15	37	Filippo Barberi		JUN	4	VPS RACING		Inter D	2	2	2:13.350	6.456	1.392	156.3
16	7	Franc Rouxel		GEN	6	HERRERO RACING		Inter D	9	8	2:17.113	10.219	3.763	152.0

Disqualified:

8	*	Lukas Papin		JUN	SCHUMACHER CLRT		Inter D
---	---	-------------	--	-----	-----------------	--	---------

*** PENALTIES**

CAR 4 TIME 2:13.079 DELETED TRACK LIMITS AT T 2

CAR 63 TIME 2:18.901 DELETED TRACK LIMITS AT T 2

CAR 77 TIME 2:19.069 DELETED TRACK LIMITS AT T 5

CAR #8 DECLASSEMENT DE LA SEANCE DE QUALIFICATION 1 STEWARDS DECISION NUMBER 1

Published at:.....

Track Temp: 17.2 °C Air Temp: 15.8 °C Humidity: 92 % Track Status: WET

Stewards:

Timekeeper:

Luis Garcia
 JOB-2654-ESP/M





Autodromo Nazionale Monza
Alpine Elf Cup Series
Race - 1
Provisional Results



Clas	Nº	Driver	Nat	Cat	Clas	Team	Nat	Level	Laps	Total Time	Gap	Interval	Km/h	Best	Time	Km/h
1	4	Léo Jousset	FRA	JUN	1	RACE CARS	FRA	Inter C	12	28:41.103			145.4	5	2:08.361	162.4
2	38	Charles Roussanne	FRA	JUN	2	VPS RACING	FRA	Inter D	12	28:41.387	0.284	0.284	145.3	12	2:08.346	162.4
3	31	Louis Meric	FRA	CHA	1	RACE CARS	FRA	Inter C	12	28:42.339	1.236	0.952	145.3	12	2:09.043	161.6
4	85	Thibaut Bossy	FRA	CHA	2	HERRERO RACING	FRA	Inter C	12	28:43.645	2.542	1.306	145.1	3	2:09.257	161.3
5	36	Sami Dhahri	FRA	JUN	3	VPS RACING	FRA	Inter C	12	28:44.134	3.031	0.489	145.1	6	2:08.190	162.6
6	8	Lukas Papin	FRA	JUN	4	SCHUMACHER CLRT	FRA	Inter D	12	28:44.458	3.355	0.324	145.1	8	2:09.219	161.3
7	2	Florian Coruble	FRA	CHA	3	HAZEL TECHNOLOGIE	FRA	Inter C	12	28:44.655	3.552	0.197	145.1	8	2:09.766	160.7
8	3	Gosia Rdest	POL	CHA	4	HAZEL TECHNOLOGIE	FRA	Inter	12	28:47.341	6.238	2.686	144.8	4	2:11.556	158.5
9	123	Frédéric De Brabant	FRA	GEN	1	HAZEL TECHNOLOGIE	FRA	NCC	12	28:48.613	7.510	1.272	144.7	8	2:11.655	158.4
10	9	Philippe Bourgois	BEL	GEN	2	RACE CARS	FRA	Inter C	12	28:48.851	7.748	0.238	144.7	12	2:11.694	158.3
11	77	Alain Jacono	FRA	GEN	3	HAZEL TECHNOLOGIE	FRA	NCC	12	28:50.726	9.623	1.875	144.5	8	2:12.757	157.0
12	23	Laurent Richard	FRA	GEN	4	HERRERO RACING	FRA	Inter C	12	28:51.028	9.925	0.302	144.5	12	2:13.005	156.7
13	7	Franc Rouxel	FRA	GEN	5	HERRERO RACING	FRA	Inter D	12	28:52.945	11.842	1.917	144.4	12	2:14.020	155.6

Not classified: (Requirements: 75% of number laps of leader = 9 Laps)

18	Pierre Macchi	FRA	GEN	SCHUMACHER CLRT	FRA	Inter C	8	17:55.898	4 Laps	4 Laps	155.0	7	2:11.943	158.0
63 *	Pierre-Laurent Figuiere	FRA	CHA	HAZEL TECHNOLOGIE	FRA	Inter C	8	18:01.465	4 Laps	5.567	154.2	6	2:11.008	159.1
10	Romain Monti	FRA	PRO	HAZEL TECHNOLOGIE	FRA	Inter C	3	6:55.792	9 Laps	5 Laps	150.4	2	2:10.392	159.9
37	Filippo Barberi	FRA	JUN	VPS RACING	FRA	Inter D								

Fastest lap Sami Dhahri in 2:08.190 at 162.6 Km/h in lap 6

*** PENALTIES**

63 FIVE SECS PENALTY TRACK LIMITS GAINING ADVANTAGE

Published at:.....


Track Temp: 17.7 °C Air Temp: 16.6 °C Humidity: 92 % Track Status: WET

Race Director:

Timekeeper:

Luis Garcia
JOB-2654-ESP/M





Autodromo Nazionale Monza
Alpine Elf Cup Series
Race - 1
Provisional Results by Category



CHA																
Clas	Nº	Driver	Nat	Cat	Clas	Team	Nat	Level	Laps	Total Time	Gap	Interval	Km/h	Best	Time	Km/h
1	31	Louis Meric		CHA	1	RACE CARS		Inter C	12	28:42.339			145.3	12	2:09.043	161.6
2	85	Thibaut Bossy		CHA	2	HERRERO RACING		Inter C	12	28:43.645	1.306	1.306	145.1	3	2:09.257	161.3
3	2	Florian Coruble		CHA	3	CHAZEL TECHNOLOGIE		Inter C	12	28:44.655	2.316	1.010	145.1	8	2:09.766	160.7
4	3	Gosia Rdest		CHA	4	CHAZEL TECHNOLOGIE		Inter	12	28:47.341	5.002	2.686	144.8	4	2:11.556	158.5
Not classified: (Requirements: 75% of number laps of leader = 9 Laps)																
63	*	Pierre-Laurent Figuiere		CHA	5	CHAZEL TECHNOLOGIE		Inter C	8	18:01.465	4 Laps	4 Laps	154.2	6	2:11.008	159.1

JUN																
Clas	Nº	Driver	Nat	Cat	Clas	Team	Nat	Level	Laps	Total Time	Gap	Interval	Km/h	Best	Time	Km/h
1	4	Léo Jousset		JUN	1	RACE CARS		Inter C	12	28:41.103			145.4	5	2:08.361	162.4
2	38	Charles Roussanne		JUN	2	VPS RACING		Inter D	12	28:41.387	0.284	0.284	145.3	12	2:08.346	162.4
3	36	Sami Dhahri		JUN	3	VPS RACING		Inter C	12	28:44.134	3.031	2.747	145.1	6	2:08.190	162.6
4	8	Lukas Papin		JUN	4	SCHUMACHER CLRT		Inter D	12	28:44.458	3.355	0.324	145.1	8	2:09.219	161.3
Not classified: (Requirements: 75% of number laps of leader = 9 Laps)																
37		Filippo Barberi		JUN	5	VPS RACING		Inter D								

GEN																
Clas	Nº	Driver	Nat	Cat	Clas	Team	Nat	Level	Laps	Total Time	Gap	Interval	Km/h	Best	Time	Km/h
1	123	Frédéric De Brabant		GEN	1	CHAZEL TECHNOLOGIE		NCC	12	28:48.613			144.7	8	2:11.655	158.4
2	9	Philippe Bourgois		GEN	2	RACE CARS		Inter C	12	28:48.851	0.238	0.238	144.7	12	2:11.694	158.3
3	77	Alain Jacono		GEN	3	CHAZEL TECHNOLOGIE		NCC	12	28:50.726	2.113	1.875	144.5	8	2:12.757	157.0
4	23	Laurent Richard		GEN	4	HERRERO RACING		Inter C	12	28:51.028	2.415	0.302	144.5	12	2:13.005	156.7
5	7	Franc Rouxel		GEN	5	HERRERO RACING		Inter D	12	28:52.945	4.332	1.917	144.4	12	2:14.020	155.6
Not classified: (Requirements: 75% of number laps of leader = 9 Laps)																
18		Pierre Macchi		GEN	6	SCHUMACHER CLRT		Inter C	8	17:55.898	4 Laps	4 Laps	155.0	7	2:11.943	158.0

PRO																
Clas	Nº	Driver	Nat	Cat	Clas	Team	Nat	Level	Laps	Total Time	Gap	Interval	Km/h	Best	Time	Km/h
	10	Romain Monti		PRO	1	CHAZEL TECHNOLOGIE		Inter C	3	6:55.792			150.4	2	2:10.392	159.9

Fastest lap Sami Dhahri in 2:08.190 at 162.6 Km/h in lap 6

*** PENALTIES**

63 FIVE SECS PENALTY TRACK LIMITS GAINING ADVANTAGE

Published at:.....

Track Temp: 17.7 °C Air Temp: 16.6 °C Humidity: 92 % Track Status: WET

Race Director:

Timekeeper:

Luis Garcia
 JOB-2654-ESP/M





Autodromo Nazionale Monza
Alpine Elf Cup Series
Race - 1
Provisional Results by Class



Inter C																
Clas	Nº	Driver	Nat	Cat	Clas	Team	Nat	Level	Laps	Total Time	Gap	Interval	Km/h	Best	Time	Km/h
1	4	Léo Jousset		JUN	1	RACE CARS		Inter C	12	28:41.103			145.4	5	2:08.361	162.4
2	31	Louis Meric		CHA	1	RACE CARS		Inter C	12	28:42.339	1.236	1.236	145.3	12	2:09.043	161.6
3	85	Thibaut Bossy		CHA	2	HERRERO RACING		Inter C	12	28:43.645	2.542	1.306	145.1	3	2:09.257	161.3
4	36	Sami Dhahri		JUN	3	VPS RACING		Inter C	12	28:44.134	3.031	0.489	145.1	6	2:08.190	162.6
5	2	Florian Coruble		CHA	3	CHAZEL TECHNOLOGIE		Inter C	12	28:44.655	3.552	0.521	145.1	8	2:09.766	160.7
6	9	Philippe Bourgois		GEN	2	RACE CARS		Inter C	12	28:48.851	7.748	4.196	144.7	12	2:11.694	158.3
7	23	Laurent Richard		GEN	4	HERRERO RACING		Inter C	12	28:51.028	9.925	2.177	144.5	12	2:13.005	156.7
Not classified: (Requirements: 75% of number laps of leader = 9 Laps)																
18		Pierre Macchi		GEN	6	SCHUMACHER CLRT		Inter C	8	17:55.898	4 Laps	4 Laps	155.0	7	2:11.943	158.0
63 *		Pierre-Laurent Figuiere		CHA	5	CHAZEL TECHNOLOGIE		Inter C	8	18:01.465	4 Laps	5.567	154.2	6	2:11.008	159.1
10		Romain Monti		PRO	1	CHAZEL TECHNOLOGIE		Inter C	3	6:55.792	9 Laps	5 Laps	150.4	2	2:10.392	159.9

Inter D																
Clas	Nº	Driver	Nat	Cat	Clas	Team	Nat	Level	Laps	Total Time	Gap	Interval	Km/h	Best	Time	Km/h
1	38	Charles Roussanne		JUN	2	VPS RACING		Inter D	12	28:41.387			145.3	12	2:08.346	162.4
2	8	Lukas Papin		JUN	4	SCHUMACHER CLRT		Inter D	12	28:44.458	3.071	3.071	145.1	8	2:09.219	161.3
3	7	Franc Rouxel		GEN	5	HERRERO RACING		Inter D	12	28:52.945	11.558	8.487	144.4	12	2:14.020	155.6
Not classified: (Requirements: 75% of number laps of leader = 9 Laps)																
37		Filippo Barberi		JUN	5	VPS RACING		Inter D								

Inter																
Clas	Nº	Driver	Nat	Cat	Clas	Team	Nat	Level	Laps	Total Time	Gap	Interval	Km/h	Best	Time	Km/h
1	3	Gosia Rdest		CHA	4	CHAZEL TECHNOLOGIE		Inter	12	28:47.341			144.8	4	2:11.556	158.5

NCC																
Clas	Nº	Driver	Nat	Cat	Clas	Team	Nat	Level	Laps	Total Time	Gap	Interval	Km/h	Best	Time	Km/h
1	123	Frédéric De Brabant		GEN	1	CHAZEL TECHNOLOGIE		NCC	12	28:48.613			144.7	8	2:11.655	158.4
2	77	Alain Jacono		GEN	3	CHAZEL TECHNOLOGIE		NCC	12	28:50.726	2.113	2.113	144.5	8	2:12.757	157.0

Fastest lap Sami Dhahri in 2:08.190 at 162.6 Km/h in lap 6

*** PENALTIES**

63 FIVE SECS PENALTY TRACK LIMITS GAINING ADVANTAGE

Published at:.....

Track Temp: 17.7 °C Air Temp: 16.6 °C Humidity: 92 % Track Status: WET

Race Director:

Timekeeper:

Luis Garcia
 JOB-2654-ESP/M



Alpine Mobility





Autodromo Nazionale Monza

Alpine Elf Cup Series

Race - 1

Provisional Classification by Driver Fastest Lap



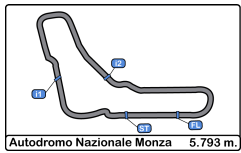
Autodromo Nazionale Monza 5.793 m.

Cl	N°	Entrant/Team	Nat	Level	Driver	Nat	Cat	Cl	Laps	Best	Time	Gap	Interval	Km/h
1	36	VPS RACING		Inter C	Sami Dhahri		JUN	1	12	6	2:08.190			162.6
2	38	VPS RACING		Inter D	Charles Roussanne		JUN	2	12	12	2:08.346	0.156	0.156	162.4
3	4	RACE CARS CONSULTING		Inter C	Léo Jousset		JUN	3	12	5	2:08.361	0.171	0.015	162.4
4	31	RACE CARS CONSULTING		Inter C	Louis Meric		CHA	1	12	12	2:09.043	0.853	0.682	161.6
5	8	SCHUMACHER CLRT		Inter D	Lukas Papin		JUN	4	12	8	2:09.219	1.029	0.176	161.3
6	85	HERRERO RACING		Inter C	Thibaut Bossy		CHA	2	12	3	2:09.257	1.067	0.038	161.3
7	2	HAZEL TECHNOLOGIE COURSE		Inter C	Florian Coruble		CHA	3	12	8	2:09.766	1.576	0.509	160.7
8	10	HAZEL TECHNOLOGIE JU		Inter C	Romain Monti		PRO	1	3	2	2:10.392	2.202	0.626	159.9
9	63	HAZEL TECHNOLOGIE CO		Inter C	Pierre-Laurent Figue		CHA	4	8	6	2:11.008	2.818	0.616	159.1
10	3	HAZEL TECHNOLOGIE JU		Inter	Gosia Rdest		CHA	5	12	4	2:11.556	3.366	0.548	158.5
11	123	HAZEL TECHNOLOGIE CO		NCC	Frédéric De Brabant		GEN	1	12	8	2:11.655	3.465	0.099	158.4
12	9	RACE CARS CONSULTING		Inter C	Philippe Bourgois		GEN	2	12	12	2:11.694	3.504	0.039	158.3
13	18	SCHUMACHER CLRT		Inter C	Pierre Macchi		GEN	3	8	7	2:11.943	3.753	0.249	158.0
14	77	HAZEL TECHNOLOGIE CO		NCC	Alain Jacono		GEN	4	12	8	2:12.757	4.567	0.814	157.0
15	23	HERRERO RACING		Inter C	Laurent Richard		GEN	5	12	12	2:13.005	4.815	0.248	156.7
16	7	HERRERO RACING		Inter D	Franc Rouxel		GEN	6	12	12	2:14.020	5.830	1.015	155.6



Alpine Mobility





Autodromo Nazionale Monza
Alpine Elf Cup Series
Race - 1




Distance and Speed Average

Clas	Nº	Driver	Nat	Cat	Clas	Team	Nat	Level	Laps	Distance	Total Time	Km/h
1	4	Léo Jousset	FRA	JUN	1	RACE CARS	FRA	Inter C	12	69.51	28:41.103	145.4
2	38	Charles Roussanne	FRA	JUN	2	VPS RACING	FRA	Inter D	12	69.51	28:41.387	145.3
3	31	Louis Meric	FRA	CHA	1	RACE CARS	FRA	Inter C	12	69.51	28:42.339	145.3
4	85	Thibaut Bossy	FRA	CHA	2	HERRERO RACING	FRA	Inter C	12	69.51	28:43.645	145.1
5	36	Sami Dhahri	FRA	JUN	3	VPS RACING	FRA	Inter C	12	69.51	28:44.134	145.1
6	8	Lukas Papin	FRA	JUN	4	SCHUMACHER CLRT	FRA	Inter D	12	69.51	28:44.458	145.1
7	2	Florian Coruble	FRA	CHA	3	CHAZEL TECHNOLOGIE	FRA	Inter C	12	69.51	28:44.655	145.1
8	3	Gosia Rdest	POL	CHA	4	CHAZEL TECHNOLOGIE	FRA	Inter	12	69.51	28:47.341	144.8
9	123	Frédéric De Brabant	FRA	GEN	1	CHAZEL TECHNOLOGIE	FRA	NCC	12	69.51	28:48.613	144.7
10	9	Philippe Bourgois	BEL	GEN	2	RACE CARS	FRA	Inter C	12	69.51	28:48.851	144.7
11	77	Alain Jacono	FRA	GEN	3	CHAZEL TECHNOLOGIE	FRA	NCC	12	69.51	28:50.726	144.5
12	23	Laurent Richard	FRA	GEN	4	HERRERO RACING	FRA	Inter C	12	69.51	28:51.028	144.5
13	7	Franc Rouxel	FRA	GEN	5	HERRERO RACING	FRA	Inter D	12	69.51	28:52.945	144.4
14	18	Pierre Macchi	FRA	GEN	6	SCHUMACHER CLRT	FRA	Inter C	8	46.34	17:55.898	155.0
15	63	Pierre-Laurent Figuiere	FRA	CHA	5	CHAZEL TECHNOLOGIE	FRA	Inter C	8	46.34	18:01.465	154.2
16	10	Romain Monti	FRA	PRO	1	CHAZEL TECHNOLOGIE	FRA	Inter C	3	17.37	6:55.792	150.4
17	37	Filippo Barberi	FRA	JUN	5	VPS RACING	FRA	Inter D	0			



Alpine Mobility





Autodromo Nazionale Monza
Alpine Elf Cup Series
Race - 1
Lap Analysis



2 Florian Coruble Inter C **7** Franc Rouxel Inter D

CHA							CHAZEL TECHNOLOGIE						GEN		HERRERO RACING			
Lap D	Time	Sector 1	Sector 2	Sector 3	T. Spd	Elapsed	Lap D	Time	Sector 1	Sector 2	Sector 3	T. Spd	Elapsed					
1	2:26.181	53.749	45.744	46.688	169.0	2:26.181	1	2:32.918	56.761	47.747	48.410	157.6	2:32.918					
2	2:12.596	40.483	46.402	45.711	213.8	4:38.777	2	2:16.971	42.424	46.542	48.005	197.0	4:49.889					
3	2:10.270	40.350	44.548	45.372	221.7	6:49.047	3	2:15.242	41.203	46.665	47.374	206.5	7:05.131					
4	2:10.734	39.972	44.745	46.017	223.6	8:59.781	4	2:15.068	41.219	46.383	47.466	209.7	9:20.199					
5	2:10.483	40.200	44.481	45.802	223.6	11:10.264	5	2:15.919	41.428	46.402	48.089	210.1	11:36.118					
6	2:09.950	40.074	44.302	45.574	226.8	13:20.214	6	2:15.743	41.468	46.242	48.033	206.1	13:51.861					
7	2:10.859	40.391	44.331	46.137	222.6	15:31.073	7	2:15.843	41.777	46.062	48.004	188.8	16:07.704					
8	2:09.766	40.097	44.076	45.593	227.8	17:40.839	8	2:14.533	41.264	45.610	47.659	211.3	18:22.237					
9	2:10.755	40.108	44.156	46.491	232.2	19:51.594	9	2:22.678	42.452	49.295	50.931	176.7	20:44.915					
10	3:41.458	56.974	1:30.201	1:14.283	175.0	23:33.052	10	2:54.633	43.814	55.755	1:15.064	173.9	23:39.548					
11	3:01.646	59.826	59.832	1:01.988	96.8	26:34.698	11	2:59.377	57.477	1:00.178	1:01.722	101.4	26:38.925					
12	2:09.957	40.412	44.392	45.153	206.1	28:44.655	12	2:14.020	41.475	45.618	46.927	192.5	28:52.945					

3 Gosia Rdest Inter **8** Lukas Papin Inter D

CHA							CHAZEL TECHNOLOGIE JUNIOR						JUN		SCHUMACHER CLRT			
Lap D	Time	Sector 1	Sector 2	Sector 3	T. Spd	Elapsed	Lap D	Time	Sector 1	Sector 2	Sector 3	T. Spd	Elapsed					
1	2:25.251	52.488	46.029	46.734	181.8	2:25.251	1	2:26.792	54.348	45.888	46.556	174.1	2:26.792					
2	2:12.271	40.745	45.610	45.916	211.7	4:37.522	2	2:11.478	40.059	45.925	45.494	213.0	4:38.270					
3	2:12.263	40.074	46.103	46.086	231.2	6:49.785	3	2:10.074	39.754	44.808	45.512	231.7	6:48.344					
4	2:11.556	40.358	45.197	46.001	231.2	9:01.341	4	2:09.816	39.853	44.535	45.428	235.8	8:58.160					
5	2:12.096	40.298	45.293	46.505	219.0	11:13.437	5	2:09.840	39.562	44.310	45.968	240.5	11:08.000					
6	2:11.856	40.175	45.677	46.004	230.2	13:25.293	6	2:09.839	40.040	44.337	45.462	242.1	13:17.839					
7	2:12.379	40.854	45.464	46.061	229.2	15:37.672	7	2:09.614	39.815	44.143	45.656	240.0	15:27.453					
8	2:11.735	40.264	45.279	46.192	232.2	17:49.407	8	2:09.219	39.608	44.374	45.237	238.4	17:36.672					
9	2:13.973	40.509	45.293	48.171	232.2	20:03.380	9	2:12.926	39.797	43.851	49.278	236.3	19:49.598					
10	3:30.704	54.860	1:21.546	1:14.298	129.9	23:34.084	10	3:42.623	58.000	1:29.921	1:14.702	184.3	23:32.221					
11	3:01.393	59.638	59.961	1:01.794	107.3	26:35.477	11	3:02.277	59.715	1:00.314	1:02.248	86.8	26:34.498					
12	2:11.864	40.632	45.066	46.166	203.7	28:47.341	12	2:09.960	40.475	44.279	45.206	221.7	28:44.458					

4 Léo Jousset Inter C **9** Philippe Bourgois Inter C

JUN							RACE CARS CONSULTING						GEN		RACE CARS CONSULTING			
Lap D	Time	Sector 1	Sector 2	Sector 3	T. Spd	Elapsed	Lap D	Time	Sector 1	Sector 2	Sector 3	T. Spd	Elapsed					
1	2:20.185	50.421	44.955	44.809	204.9	2:20.185	1	2:29.791	54.377	47.597	47.817	158.8	2:29.791					
2	2:08.518	39.585	44.229	44.704	232.7	4:28.703	2	2:13.552	40.749	45.302	47.501	214.2	4:43.343					
3	2:08.720	40.091	44.038	44.591	230.2	6:37.423	3	2:12.530	40.963	45.093	46.474	221.7	6:55.873					
4	2:08.831	40.142	43.930	44.759	231.2	8:46.254	4	2:12.515	40.845	45.398	46.272	220.4	9:08.388					
5	2:08.361	39.813	43.798	44.750	233.2	10:54.615	5	2:12.957	41.598	45.033	46.326	226.8	11:21.345					
6	2:08.514	39.812	44.246	44.456	233.2	13:03.129	6	2:12.350	40.426	45.423	46.501	225.0	13:33.695					
7	2:08.529	39.833	43.907	44.789	234.7	15:11.658	7	2:11.901	40.605	45.194	46.102	222.6	15:45.596					
8	2:08.917	40.002	43.868	45.047	231.7	17:20.575	8	2:12.195	40.389	45.422	46.384	228.3	17:57.791					
9	2:09.061	39.777	43.942	45.342	234.2	19:29.636	9	2:13.571	40.557	45.172	47.842	230.7	20:11.362					
10	3:58.577	1:13.883	1:29.954	1:14.740	128.8	23:28.213	10	3:24.861	48.108	1:22.962	1:13.791	162.1	23:36.223					
11	3:04.502	1:00.225	59.875	1:04.402	119.4	26:32.715	11	3:00.934	58.811	1:00.562	1:01.561	105.1	26:37.157					
12	2:08.388	39.989	43.833	44.566	236.3	28:41.103	12	2:11.694	40.739	44.978	45.977	206.8	28:48.851					

10 Romain Monti Inter C

PRO							CHAZEL TECHNOLOGIE JUNIOR					
Lap D	Time	Sector 1	Sector 2	Sector 3	T. Spd	Elapsed						
1	2:22.454	51.500	45.680	45.274	194.2	2:22.454						
2	2:10.392	40.490	44.427	45.475	192.5	4:32.846						
3	2:22.946 P	40.238	46.515	56.193	219.5	6:55.792						





Autodromo Nazionale Monza
Alpine Elf Cup Series
Race - 1
Lap Analysis



18 Pierre Macchi Inter C **36** Sami Dhahri Inter C
 GEN SCHUMACHER CLRT JUN VPS RACING

Lap D	Time	Sector 1	Sector 2	Sector 3	T. Spd	Elapsed	Lap D	Time	Sector 1	Sector 2	Sector 3	T. Spd	Elapsed
1	2:27.230	53.659	45.820	47.751	195.6	2:27.230	1	2:23.377	51.296	45.764	46.317	205.7	2:23.377
2	2:13.670	40.725	45.983	46.962	213.4	4:40.900	2	2:11.313	40.513	44.980	45.820	207.2	4:34.690
3	2:12.034	40.566	45.010	46.458	220.8	6:52.934	3	2:11.424	41.202	44.609	45.613	240.5	6:46.114
4	2:12.923	41.491	45.125	46.307	219.5	9:05.857	4	2:10.750	40.397	44.903	45.450	232.2	8:56.864
5	2:12.121	40.574	45.281	46.266	223.6	11:17.978	5	2:10.421	40.504	44.534	45.383	237.8	11:07.285
6	2:11.967	40.714	45.101	46.152	229.7	13:29.945	6	2:08.190	39.134	43.738	45.318	239.4	13:15.475
7	2:11.943	40.876	45.101	45.966	225.9	15:41.888	7	2:10.316	40.465	44.615	45.236	237.8	15:25.791
8	2:14.010	42.451	45.461	46.098	240.5	17:55.898	8	2:09.837	40.241	44.660	44.936	227.8	17:35.628

23 Laurent Richard Inter C
 GEN HERRERO RACING

Lap D	Time	Sector 1	Sector 2	Sector 3	T. Spd	Elapsed	Lap D	Time	Sector 1	Sector 2	Sector 3	T. Spd	Elapsed
1	2:30.468	55.139	47.019	48.310	167.7	2:30.468	9	2:12.244	40.065	44.346	47.833	235.8	19:47.872
2	2:14.604	41.123	46.122	47.359	210.9	4:45.072	10	3:43.485	58.924	1:30.162	1:14.399	167.7	23:31.357
3	2:14.633	40.872	46.789	46.972	218.1	6:59.705	11	3:02.861	59.955	1:00.191	1:02.715	98.1	26:34.218
4	2:14.433	40.856	45.353	48.224	224.5	9:14.138	12	2:09.916	40.526	44.261	45.129	226.8	28:44.134
5	2:14.828	41.360	46.033	47.435	214.7	11:28.966							
6	2:13.254	40.571	45.715	46.968	205.7	13:42.220							
7	2:15.308	41.142	46.085	48.081	219.0	15:57.528							
8	2:13.507	40.929	45.638	46.940	229.2	18:11.035							
9	2:13.867	41.344	45.514	47.009	224.5	20:24.902							
10	3:13.250	41.616	1:17.308	1:14.326	215.5	23:38.152							
11	2:59.871	58.282	1:00.346	1:01.243	95.5	26:38.023							
12	2:13.005	41.117	45.722	46.166	205.7	28:51.028							

31 Louis Meric Inter C
 CHA RACE CARS CONSULTING

Lap D	Time	Sector 1	Sector 2	Sector 3	T. Spd	Elapsed	Lap D	Time	Sector 1	Sector 2	Sector 3	T. Spd	Elapsed
1	2:19.898	50.160	44.836	44.902	201.8	2:19.898	9	2:09.932	40.085	43.869	45.978	234.7	19:36.049
2	2:09.721	40.369	44.350	45.002	225.0	4:29.619	10	3:53.036	1:08.426	1:29.796	1:14.814	138.8	23:29.085
3	2:09.071	39.997	44.403	44.671	227.3	6:38.690	11	3:03.956	1:00.337	59.734	1:03.885	123.1	26:33.041
4	2:10.445	40.506	44.739	45.200	235.2	8:49.135	12	2:08.346	40.163	43.721	44.462	227.3	28:41.387
5	2:09.799	40.304	44.420	45.075	231.2	10:58.934							
6	2:09.940	40.332	44.627	44.981	229.2	13:08.874							
7	2:09.918	40.398	44.118	45.402	214.2	15:18.792							
8	2:09.429	40.009	44.510	44.910	227.3	17:28.221							
9	2:10.097	40.261	44.193	45.643	216.4	19:38.318							
10	3:51.523	1:06.733	1:30.267	1:14.523	153.4	23:29.841							
11	3:03.455	1:00.397	59.856	1:03.202	112.9	26:33.296							
12	2:09.043	40.345	44.148	44.550	222.2	28:42.339							

63 Pierre-Laurent Figuiere Inter C
 CHA CHAZEL TECHNOLOGIE

Lap D	Time	Sector 1	Sector 2	Sector 3	T. Spd	Elapsed	Lap D	Time	Sector 1	Sector 2	Sector 3	T. Spd	Elapsed
1	2:28.610	53.479	47.786	47.345	177.9	2:28.610	1	2:28.610	53.479	47.786	47.345	177.9	2:28.610
2	2:13.939	41.051	45.675	47.213	196.3	4:42.549	2	2:13.939	41.051	45.675	47.213	196.3	4:42.549
3	2:15.024	41.607	46.138	47.279	238.9	6:57.573	3	2:15.024	41.607	46.138	47.279	238.9	6:57.573
4	2:11.328	40.315	44.924	46.089	230.7	9:08.901	4	2:11.328	40.315	44.924	46.089	230.7	9:08.901
5	2:12.680	41.298	44.919	46.463	232.7	11:21.581	5	2:12.680	41.298	44.919	46.463	232.7	11:21.581
6	2:11.008	40.331	44.410	46.267	219.5	13:32.589	6	2:11.008	40.331	44.410	46.267	219.5	13:32.589
7	2:11.478	40.417	44.833	46.228	224.5	15:44.067	7	2:11.478	40.417	44.833	46.228	224.5	15:44.067
8	2:12.398	40.389	45.713	46.296	234.7	17:56.465	8	2:12.398	40.389	45.713	46.296	234.7	17:56.465





Autodromo Nazionale Monza
Alpine Elf Cup Series
Race - 1
Lap Analysis



77

Alain Jacono

NCC

GEN

CHAZEL TECHNOLOGIE

Lap D	Time	Sector 1	Sector 2	Sector 3	T. Spd	Elapsed
1	2:30.643	55.426	47.824	47.393	184.9	2:30.643
2	2:15.860	43.957	45.555	46.348	231.2	4:46.503
3	2:14.346	41.520	46.329	46.497	231.2	7:00.849
4	2:13.559	40.429	46.290	46.840	227.3	9:14.408
5	2:14.070	40.828	46.056	47.186	233.2	11:28.478
6	2:13.079	40.449	45.747	46.883	227.3	13:41.557
7	2:13.440	40.597	46.202	46.641	228.3	15:54.997
8	2:12.757	40.657	45.428	46.672	224.5	18:07.754
9	2:13.774	41.088	45.440	47.246	232.7	20:21.528
10	3:15.518	41.271	1:20.334	1:13.913	214.2	23:37.046
11	3:00.740	58.495	1:00.583	1:01.662	98.6	26:37.786
12	2:12.940	41.193	45.180	46.567	219.9	28:50.726

85

Thibaut Bossy

Inter C

CHA

HERRERO RACING

Lap D	Time	Sector 1	Sector 2	Sector 3	T. Spd	Elapsed
1	2:21.712	50.445	45.407	45.860	191.1	2:21.712
2	2:10.424	40.266	44.672	45.486	199.6	4:32.136
3	2:09.257	39.999	44.330	44.928	220.8	6:41.393
4	2:10.001	39.952	44.453	45.596	218.6	8:51.394
5	2:10.336	40.020	44.470	45.846	219.0	11:01.730
6	2:10.662	40.451	44.573	45.638	215.1	13:12.392
7	2:10.224	40.300	44.317	45.607	214.2	15:22.616
8	2:09.941	40.058	44.077	45.806	220.8	17:32.557
9	2:11.835	40.261	44.136	47.438	217.3	19:44.392
10	3:46.483	1:01.979	1:30.065	1:14.439	137.7	23:30.875
11	3:03.089	1:00.124	1:00.043	1:02.922	100.7	26:33.964
12	2:09.681	40.185	44.137	45.359	218.6	28:43.645

123

Frédéric De Brabant

NCC

GEN

CHAZEL TECHNOLOGIE

Lap D	Time	Sector 1	Sector 2	Sector 3	T. Spd	Elapsed
1	2:25.243	52.079	45.959	47.205	199.6	2:25.243
2	2:14.893	41.273	46.849	46.771	219.5	4:40.136
3	2:12.090	40.381	45.348	46.361	231.2	6:52.226
4	2:13.124	41.464	45.040	46.620	232.7	9:05.350
5	2:12.048	40.516	45.223	46.309	224.0	11:17.398
6	2:12.135	40.459	45.155	46.521	229.7	13:29.533
7	2:12.132	40.552	45.001	46.579	230.2	15:41.665
8	2:11.655	39.740	45.533	46.382	228.3	17:53.320
9	2:14.321	40.948	44.873	48.500	225.9	20:07.641
10	3:27.577	51.173	1:22.250	1:14.154	144.5	23:35.218
11	3:01.111	59.295	1:00.437	1:01.379	106.4	26:36.329
12	2:12.284	40.749	45.140	46.395	208.8	28:48.613



Alpine Mobility





Autodromo Nazionale Monza

Alpine Elf Cup Series

Race - 1

Analysis by Lap



Autodromo Nazionale Monza 5.793 m.

Num	Lap Time	Gap
Lap 1		
31	2:19.898	
4	2:20.185	00.287
38	2:21.505	01.607
85	2:21.712	01.814
10	2:22.454	02.556
36	2:23.377	03.479
123	2:25.243	05.345
3	2:25.251	05.353
2	2:26.181	06.283
8	2:26.792	06.894
18	2:27.230	07.332
63	2:28.610	08.712
9	2:29.791	09.893
23	2:30.468	10.570
77	2:30.643	10.745
7	2:32.918	13.020

Num Lap Time Gap

Num	Lap Time	Gap
Lap 2		
4	2:08.518	
31	2:09.721	00.916
38	2:08.757	01.559
85	2:10.424	03.433
10	2:10.392	04.143
36	2:11.313	05.987
3	2:12.271	08.819
8	2:11.478	09.567
2	2:12.596	10.074
123	2:14.893	11.433
18	2:13.670	12.197
63	2:13.939	13.846
9	2:13.552	14.640
23	2:14.604	16.369
77	2:15.860	17.800
7	2:16.971	21.186

Num Lap Time Gap

Num	Lap Time	Gap
Lap 3		
4	2:08.720	
31	2:09.071	01.267
38	2:08.908	01.747
85	2:09.257	03.970
36	2:11.424	08.691
8	2:10.074	10.921
2	2:10.270	11.624
3	2:12.263	12.362
123	2:12.090	14.803
18	2:12.034	15.511
10	2:22.946	18.369
9	2:12.530	18.450
63	2:15.024	20.150
23	2:14.633	22.282
77	2:14.346	23.426
7	2:15.242	27.708

Num Lap Time Gap

Num	Lap Time	Gap
Lap 4		
4	2:08.831	

Num	Lap Time	Gap
38	2:09.953	02.869
31	2:10.445	02.881
85	2:10.001	05.140
36	2:10.750	10.610
8	2:09.816	11.906
2	2:10.734	13.527
3	2:11.556	15.087
123	2:13.124	19.096
18	2:12.923	19.603
9	2:12.515	22.134
63	2:11.328	22.647
23	2:14.433	27.884
77	2:13.559	28.154
7	2:15.068	33.945

Num Lap Time Gap

Num	Lap Time	Gap
Lap 5		
4	2:08.361	
31	2:09.799	04.319
38	2:10.163	04.671
85	2:10.336	07.115
36	2:10.421	12.670
8	2:09.840	13.385
2	2:10.483	15.649
3	2:12.096	18.822
123	2:12.048	22.783
18	2:12.121	23.363
9	2:12.957	26.730
63	2:12.680	26.966
77	2:14.070	33.863
23	2:14.828	34.351
7	2:15.919	41.503

Num Lap Time Gap

Num	Lap Time	Gap
Lap 6		
4	2:08.514	
38	2:09.240	05.397
31	2:09.940	05.745
85	2:10.662	09.263
36	2:08.190	12.346
8	2:09.839	14.710
2	2:09.950	17.085
3	2:11.856	22.164
123	2:12.135	26.404
18	2:11.967	26.816
63	2:11.008	29.460
9	2:12.350	30.566
77	2:13.079	38.428
23	2:13.254	39.091
7	2:15.743	48.732

Num Lap Time Gap

Num	Lap Time	Gap
Lap 7		
4	2:08.529	
38	2:09.004	05.872
31	2:09.918	07.134
85	2:10.224	10.958
36	2:10.316	14.133
8	2:09.614	15.795

Num	Lap Time	Gap
2	2:10.859	19.415
3	2:12.379	26.014
123	2:12.132	30.007
18	2:11.943	30.230
63	2:11.478	32.409
9	2:11.901	33.938
77	2:13.440	43.339
23	2:15.308	45.870
7	2:15.843	56.046

Num Lap Time Gap

Num	Lap Time	Gap
Lap 8		
4	2:08.917	
38	2:08.587	05.542
31	2:09.429	07.646
85	2:09.941	11.982
36	2:09.837	15.053
8	2:09.219	16.097
2	2:09.766	20.264
3	2:11.735	28.832
123	2:11.655	32.745
18	2:14.010	35.323
63	2:12.398	35.890
9	2:12.195	37.216
77	2:12.757	47.179
23	2:13.507	50.460
7	2:14.533	1:01.662

Num Lap Time Gap

Num	Lap Time	Gap
Lap 9		
4	2:09.061	
38	2:09.932	06.413
31	2:10.097	08.682
85	2:11.835	14.756
36	2:12.244	18.236
8	2:12.926	19.962
2	2:10.755	21.958
3	2:13.973	33.744
123	2:14.321	38.005
9	2:13.571	41.726
77	2:13.774	51.892
23	2:13.867	55.266
7	2:22.678	1:15.279

Num Lap Time Gap

Num	Lap Time	Gap
Lap 10		
4	3:58.577	
38	3:53.036	00.872
31	3:51.523	01.628
85	3:46.483	02.662
36	3:43.485	03.144
8	3:42.623	04.008
2	3:41.458	04.839
3	3:30.704	05.871
123	3:27.577	07.005
9	3:24.861	08.010
77	3:15.518	08.833
23	3:13.250	09.939
7	2:54.633	11.335

Num Lap Time Gap

Num	Lap Time	Gap
Lap 11		
4	3:04.502	
38	3:03.956	00.326
31	3:03.455	00.581
85	3:03.089	01.249
36	3:02.861	01.503
8	3:02.277	01.783
2	3:01.646	01.983
3	3:01.393	02.762
123	3:01.111	03.614
9	3:00.934	04.442
77	3:00.740	05.071
23	2:59.871	05.308
7	2:59.377	06.210

Num Lap Time Gap

Num	Lap Time	Gap
Lap 12		
4	2:08.388	
38	2:08.346	00.284
31	2:09.043	01.236
85	2:09.681	02.542
36	2:09.916	03.031
8	2:09.960	03.355
2	2:09.957	03.552
3	2:11.864	06.238
123	2:12.284	07.510
9	2:11.694	07.748
77	2:12.940	09.623
23	2:13.005	09.925
7	2:14.020	11.842





Autodromo Nazionale Monza

Alpine Elf Cup Series

Race - 1

Best Sectors Results



Sector - 1			Sector - 2			Sector - 3			Ideal Lap vs Best Lap						
Clas	Nº	Driver	Time	Nº	Driver	Time	Nº	Driver	Time	Clas	Nº	Driver	Ideal Lap	Best Lap	Clas
1	36	Sami Dhahri	39.134	38	Charles Roussanne	43.721	38	Charles Roussanne	44.399	1	36	Sami Dhahri	2:07.808	2:08.190	1
2	8	Lukas Papin	39.562	36	Sami Dhahri	43.738	4	Léo Jousset	44.456	2	4	Léo Jousset	2:07.839	2:08.361	3
3	4	Léo Jousset	39.585	4	Léo Jousset	43.798	31	Louis Meric	44.550	3	38	Charles Roussanne	2:08.028	2:08.346	2
4	12	Frédéric De Brabant	39.740	8	Lukas Papin	43.851	85	Thibaut Bossy	44.928	4	8	Lukas Papin	2:08.619	2:09.219	5
5	38	Charles Roussanne	39.908	2	Florian Coruble	44.076	36	Sami Dhahri	44.936	5	31	Louis Meric	2:08.665	2:09.043	4
6	85	Thibaut Bossy	39.952	85	Thibaut Bossy	44.077	2	Florian Coruble	45.153	6	85	Thibaut Bossy	2:08.957	2:09.257	6
7	2	Florian Coruble	39.972	31	Louis Meric	44.118	8	Lukas Papin	45.206	7	2	Florian Coruble	2:09.201	2:09.766	7
8	31	Louis Meric	39.997	63	Pierre-Laurent Figuiere	44.410	10	Romain Monti	45.274	8	10	Romain Monti	2:09.939	2:10.392	8
9	3	Gosia Rdest	40.074	10	Romain Monti	44.427	3	Gosia Rdest	45.916	9	63	Pierre-Laurent Figuiere	2:10.814	2:11.008	9
10	10	Romain Monti	40.238	123	Frédéric De Brabant	44.873	18	Pierre Macchi	45.966	10	123	Frédéric De Brabant	2:10.922	2:11.655	11
11	63	Pierre-Laurent Figuiere	40.315	9	Philippe Bourgois	44.978	9	Philippe Bourgois	45.977	11	3	Gosia Rdest	2:11.056	2:11.556	10
12	9	Philippe Bourgois	40.389	18	Pierre Macchi	45.010	63	Pierre-Laurent Figuiere	46.089	12	9	Philippe Bourgois	2:11.344	2:11.694	12
13	77	Alain Jacono	40.429	3	Gosia Rdest	45.066	23	Laurent Richard	46.166	13	18	Pierre Macchi	2:11.542	2:11.943	13
14	18	Pierre Macchi	40.566	77	Alain Jacono	45.180	123	Frédéric De Brabant	46.309	14	77	Alain Jacono	2:11.957	2:12.757	14
15	23	Laurent Richard	40.571	23	Laurent Richard	45.353	77	Alain Jacono	46.348	15	23	Laurent Richard	2:12.090	2:13.005	15
16	7	Franc Rouxel	41.203	7	Franc Rouxel	45.610	7	Franc Rouxel	46.927	16	7	Franc Rouxel	2:13.740	2:14.020	16





Autodromo Nazionale Monza
Alpine Elf Cup Series
Race - 1
Leader Sequence




N°	Driver	Nat	Cat	Clas	Team	Nat	Level	Start Lap	End Lap	Laps	Total Laps
31	Louis Meric		CHA		RACE CARS		Inter C	1	1	1	1
4	Léo Jousset		JUN		RACE CARS		Inter C	2	12	11	11



Alpine Mobility





Autodromo Nazionale Monza
Alpine Elf Cup Series
Race - 1
Best 5 Lap Times




Cls	N° Driver	Nat	Cat	Cls	Team	Nat	Level	Best 1		Best 2		Best 3		Best 4		Best 5	
								Time	Lap	Time	Lap	Time	Lap	Time	Lap	Time	Lap
1	36 Sami Dhahri	FRA	JUN	1	VPS RACING	FRA	Inter C	2:08.190	6	2:09.837	8	2:09.916	12	2:10.316	7	2:10.421	5
2	38 Charles Roussanne	FRA	JUN	2	VPS RACING	FRA	Inter D	2:08.346	12	2:08.587	8	2:08.757	2	2:08.908	3	2:09.004	7
3	4 Léo Jousset	FRA	JUN	3	RACE CARS	FRA	Inter C	2:08.361	5	2:08.388	12	2:08.514	6	2:08.518	2	2:08.529	7
4	31 Louis Meric	FRA	CHA	1	RACE CARS	FRA	Inter C	2:09.043	12	2:09.071	3	2:09.429	8	2:09.721	2	2:09.799	5
5	8 Lukas Papin	FRA	JUN	4	SCHUMACHER CLRT	FRA	Inter D	2:09.219	8	2:09.614	7	2:09.816	4	2:09.839	6	2:09.840	5
6	85 Thibaut Bossy	FRA	CHA	2	HERRERO RACING	FRA	Inter C	2:09.257	3	2:09.681	12	2:09.941	8	2:10.001	4	2:10.224	7
7	2 Florian Coruble	FRA	CHA	3	CHAZEL TECHNOLOGIE	FRA	Inter C	2:09.766	8	2:09.950	6	2:09.957	12	2:10.270	3	2:10.483	5
8	10 Romain Monti	FRA	PRO	1	CHAZEL TECHNOLOGIE	FRA	Inter C	2:10.392	2	2:22.454	1	2:22.946	3				
9	63 Pierre-Laurent Figuiere	FRA	CHA	4	CHAZEL TECHNOLOGIE	FRA	Inter C	2:11.008	6	2:11.328	4	2:11.478	7	2:12.398	8	2:12.680	5
10	3 Gosia Rdest	POL	CHA	5	CHAZEL TECHNOLOGIE	FRA	Inter	2:11.556	4	2:11.735	8	2:11.856	6	2:11.864	12	2:12.096	5
11	123 Frédéric De Brabant	FRA	GEN	1	CHAZEL TECHNOLOGIE	FRA	NCC	2:11.655	8	2:12.048	5	2:12.090	3	2:12.132	7	2:12.135	6
12	9 Philippe Bourgois	BEL	GEN	2	RACE CARS	FRA	Inter C	2:11.694	12	2:11.901	7	2:12.195	8	2:12.350	6	2:12.515	4
13	18 Pierre Macchi	FRA	GEN	3	SCHUMACHER CLRT	FRA	Inter C	2:11.943	7	2:11.967	6	2:12.034	3	2:12.121	5	2:12.923	4
14	77 Alain Jacono	FRA	GEN	4	CHAZEL TECHNOLOGIE	FRA	NCC	2:12.757	8	2:12.940	12	2:13.079	6	2:13.440	7	2:13.559	4
15	23 Laurent Richard	FRA	GEN	5	HERRERO RACING	FRA	Inter C	2:13.005	12	2:13.254	6	2:13.507	8	2:13.867	9	2:14.433	4
16	7 Franc Rouxel	FRA	GEN	6	HERRERO RACING	FRA	Inter D	2:14.020	12	2:14.533	8	2:15.068	4	2:15.242	3	2:15.743	6



Alpine Mobility





Autodromo Nazionale Monza
Alpine Elf Cup Series
Race - 1
Best 5 Top Speeds



Clas	N°	Driver	Nat	Cat	Cls	Team	Nat	Level	Top 1		Top 2		Top 3		Top 4		Top 5		Avg			
									Km/h	Lap	Km/h	Lap	Km/h	Lap	Km/h	Lap	Km/h	Lap				
1	8	Lukas Papin		FRA	JUN	1	SCHUMACHER CLRT		FRA	Inter D	242.1	6	240.5	5	240.0	7	238.4	8	236.3	9	239.4	
2	18	Pierre Macchi		FRA	GEN	1	SCHUMACHER CLRT		FRA	Inter C	240.5	8	229.7	6	228.8	9	225.9	7	223.6	5	229.7	
3	36	Sami Dhahri		FRA	JUN	2	VPS RACING		FRA	Inter C	240.5	3	239.4	6	237.8	5	237.8	7	235.8	9	238.3	
4	63	Pierre-Laurent Figuiere		FRA	CHA	1	CHAZEL TECHNOLOGIE		FRA	Inter C	240.5	9	238.9	3	234.7	8	232.7	5	230.7	4	235.5	
5	38	Charles Roussanne		FRA	JUN	3	VPS RACING		FRA	Inter D	237.3	7	234.7	9	233.7	5	233.7	8	228.8	6	233.6	
6	4	Léo Jousset		FRA	JUN	4	RACE CARS		FRA	Inter C	236.3	12	234.7	7	234.2	9	233.2	5	233.2	6	234.3	
7	31	Louis Meric		FRA	CHA	2	RACE CARS		FRA	Inter C	235.2	4	231.2	5	229.2	6	227.3	3	227.3	8	230.1	
8	77	Alain Jacono		FRA	GEN	2	CHAZEL TECHNOLOGIE		FRA	NCC	233.2	5	232.7	9	231.2	2	231.2	3	228.3	7	231.3	
9	123	Frédéric De Brabant		FRA	GEN	3	CHAZEL TECHNOLOGIE		FRA	NCC	232.7	4	231.2	3	230.2	7	229.7	6	228.3	8	230.4	
10	2	Florian Coruble		FRA	CHA	3	CHAZEL TECHNOLOGIE		FRA	Inter C	232.2	9	227.8	8	226.8	6	223.6	4	223.6	5	226.8	
11	3	Gosia Rdest		POL	CHA	4	CHAZEL TECHNOLOGIE		FRA	Inter	232.2	8	232.2	9	231.2	3	231.2	4	230.2	6	231.4	
12	9	Philippe Bourgois		BEL	GEN	4	RACE CARS		FRA	Inter C	230.7	9	228.3	8	226.8	5	225.0	6	222.6	7	226.7	
13	23	Laurent Richard		FRA	GEN	5	HERRERO RACING		FRA	Inter C	229.2	8	224.5	4	224.5	9	219.0	7	218.1	3	223.1	
14	85	Thibaut Bossy		FRA	CHA	5	HERRERO RACING		FRA	Inter C	220.8	3	220.8	8	219.0	5	218.6	4	218.6	12	219.6	
15	10	Romain Monti		FRA	PRO	1	CHAZEL TECHNOLOGIE		FRA	Inter C	219.5	3	194.2	1	192.5	2						202.0
16	7	Franc Rouxel		FRA	GEN	6	HERRERO RACING		FRA	Inter D	211.3	8	210.1	5	209.7	4	206.5	3	206.1	6	208.7	





Autodromo Nazionale Monza

Alpine Elf Cup Series

Race - 1

Fastest Laps Sequence



Lap	Time of Day	Session Time	N° Driver	Nat	Cat	Team	Nat	Level	Time	Km/h
2	15:45:51.809	4:28.809	4 Léo Jousset		JUN	RACE CARS		Inter C	2:08.518	162.2
5	15:52:17.721	10:54.721	4 Léo Jousset		JUN	RACE CARS		Inter C	2:08.361	162.4
6	15:54:38.581	13:15.581	36 Sami Dhahri		JUN	VPS RACING		Inter C	2:08.190	162.6



Alpine Mobility





Autodromo Nazionale Monza

Alpine Elf Cup Series

Race - 1

Event Best Maximum Speed



N°	Driver	Nat	Cat	Clas	Team	Nat	Level	Km/h	Session
63	Pierre-Laurent Figuiere		FRA	CHA 1	HAZEL TECHNOLOGIE		FRA Inter C	245.4	Qualifying - 1
4	Léo Jousset		FRA	JUN 1	RACE CARS		FRA Inter C	243.2	Free practice - 2
38	Charles Roussanne		FRA	JUN 2	VPS RACING		FRA Inter D	242.1	Free practice - 2
8	Lukas Papin		FRA	JUN 3	SCHUMACHER CLRT		FRA Inter D	242.1	Free practice - 2
77	Alain Jacono		FRA	GEN 1	HAZEL TECHNOLOGIE		FRA NCC	242.1	Free practice - 2
10	Romain Monti		FRA	PRO 1	HAZEL TECHNOLOGIE		FRA Inter C	241.0	Qualifying - 1
31	Louis Meric		FRA	CHA 2	RACE CARS		FRA Inter C	240.5	Free practice - 2
36	Sami Dhahri		FRA	JUN 4	VPS RACING		FRA Inter C	240.5	Race - 1
18	Pierre Macchi		FRA	GEN 2	SCHUMACHER CLRT		FRA Inter C	240.5	Race - 1
9	Philippe Bourgois		BEL	GEN 3	RACE CARS		FRA Inter C	239.4	Free practice - 2
23	Laurent Richard		FRA	GEN 4	HERRERO RACING		FRA Inter C	239.4	Free practice - 2
37	Filippo Barberi		FRA	JUN 5	VPS RACING		FRA Inter D	238.9	Free practice - 2
2	Florian Coruble		FRA	CHA 3	HAZEL TECHNOLOGIE		FRA Inter C	238.9	Free practice - 2
85	Thibaut Bossy		FRA	CHA 4	HERRERO RACING		FRA Inter C	238.4	Free practice - 2
123	Frédéric De Brabant		FRA	GEN 5	HAZEL TECHNOLOGIE		FRA NCC	238.4	Qualifying - 1
3	Gosia Rdest		POL	CHA 5	HAZEL TECHNOLOGIE		FRA Inter	233.2	Qualifying - 1
7	Franc Rouxel		FRA	GEN 6	HERRERO RACING		FRA Inter D	232.7	Free practice - 2



Alpine Mobility





Autodromo Nazionale Monza

Alpine Elf Cup Series

Race - 1

Lap Chart



LAP

Nr	Pos	Grid	1	2	3	4	5	6	7	8	9	10	11	12
4	1	4	31	4	4	4	4	4	4	4	4	4	4	4
31	2	31	4	31	31	38	31	38	38	38	38	38	38	38
38	3	38	38	38	38	31	38	31	31	31	31	31	31	31
85	4	85	85	85	85	85	85	85	85	85	85	85	85	85
10	5	10	10	10	36	36	36	36	36	36	36	36	36	36
36	6	36	36	36	8	8	8	8	8	8	8	8	8	8
123	7	123	123	3	2	2	2	2	2	2	2	2	2	2
18	8	18	3	8	3	3	3	3	3	3	3	3	3	3
3	9	3	2	2	123	123	123	123	123	123	123	123	123	123
63	10	63	8	123	18	18	18	18	18	18	9	9	9	9
77	11	77	18	18	10	9	9	63	63	63	77	77	77	77
9	12	9	63	63	9	63	63	9	9	9	23	23	23	23
2	13	2	9	9	63	23	77	77	77	77	7	7	7	7
23	14	23	23	23	23	77	23	23	23	23				
37	15	37	77	77	77	7	7	7	7	7				
7	16	7	7	7	7									
8	17	8												

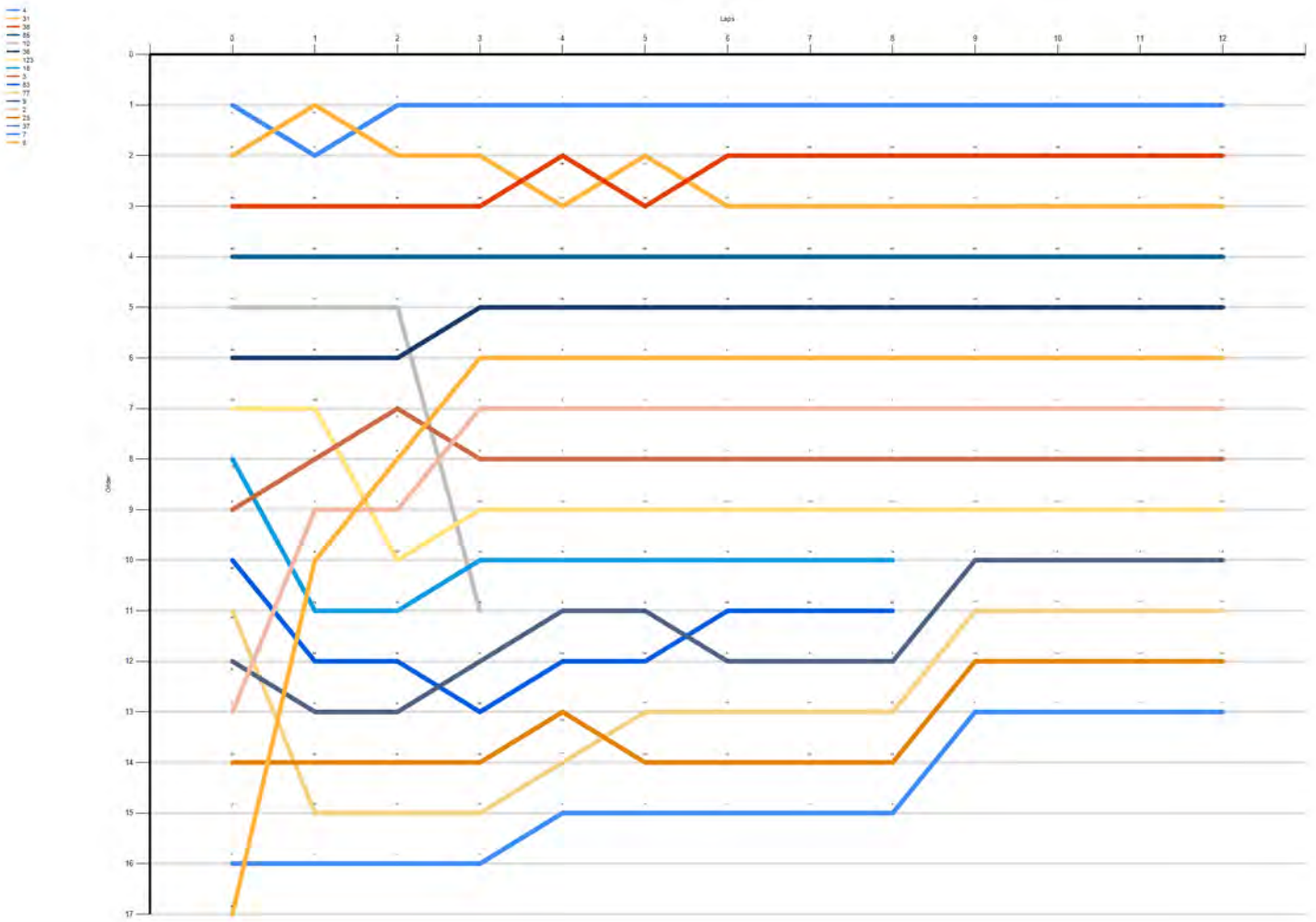


Alpine Mobility



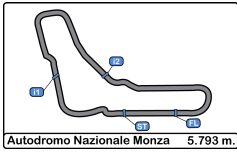


Autodromo Nazionale Monza
Alpine Elf Cup Series
Race - 1
Graphic Lap Chart



Alpine Mobility





Autodromo Nazionale Monza
Alpine Elf Cup Series
Race - 1
Pit Stop Analysis




Autodromo Nazionale Monza 5.793 m.

<u>Or</u> <u>d.</u>	<u>Nr.</u>	<u>In Day Time</u>	<u>Entrant/Team</u>	<u>Nat</u>	<u>Driver 1</u>	<u>Nat</u>	<u>Driver 2</u>	<u>Nat</u>	<u>Level</u>	<u>Cat</u>	<u>In Time</u>	<u>Stop N°</u>	<u>Pit Time</u>	<u>Handicap</u>	<u>Diff.</u>
------------------------	------------	--------------------	---------------------	------------	-----------------	------------	-----------------	------------	--------------	------------	----------------	----------------	-----------------	-----------------	--------------



Alpine Mobility

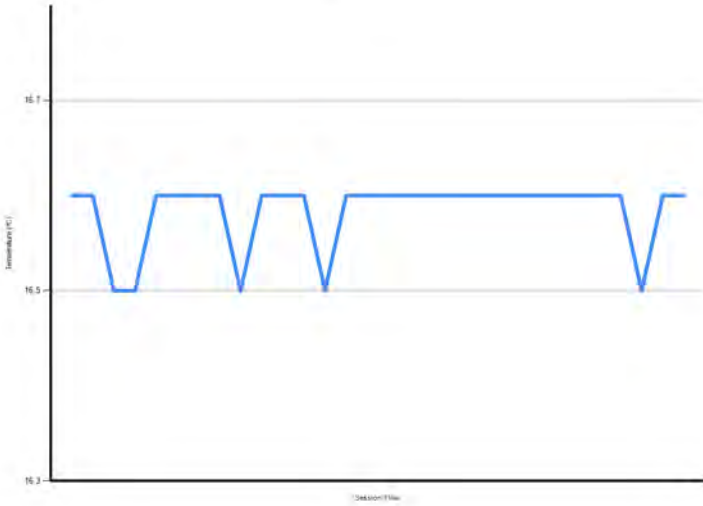




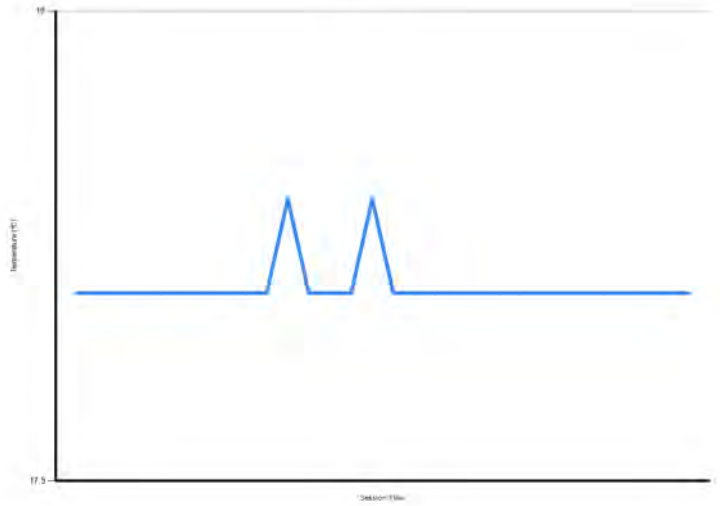
Autodromo Nazionale Monza
Alpine Elf Cup Series
Race - 1
Weather Report



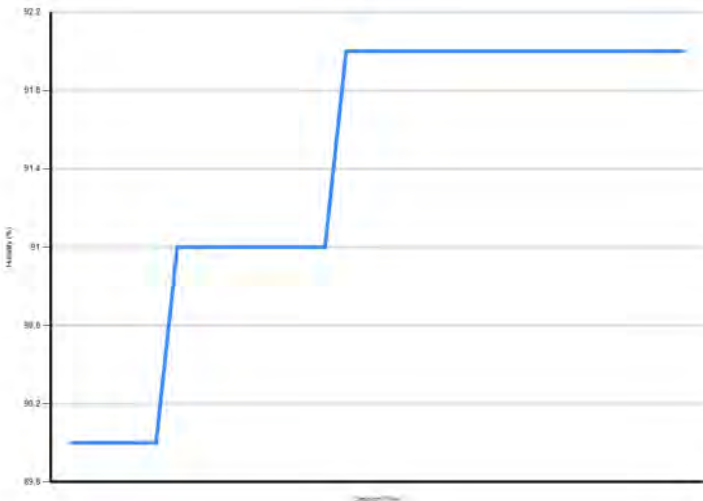
Air Temperature



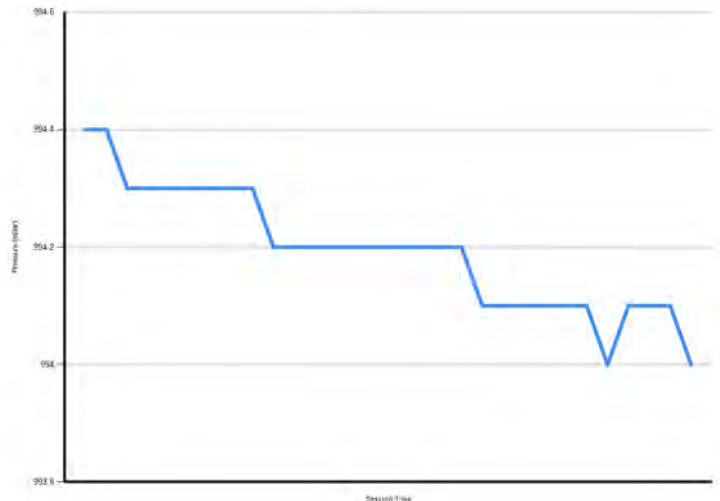
Track Temperature



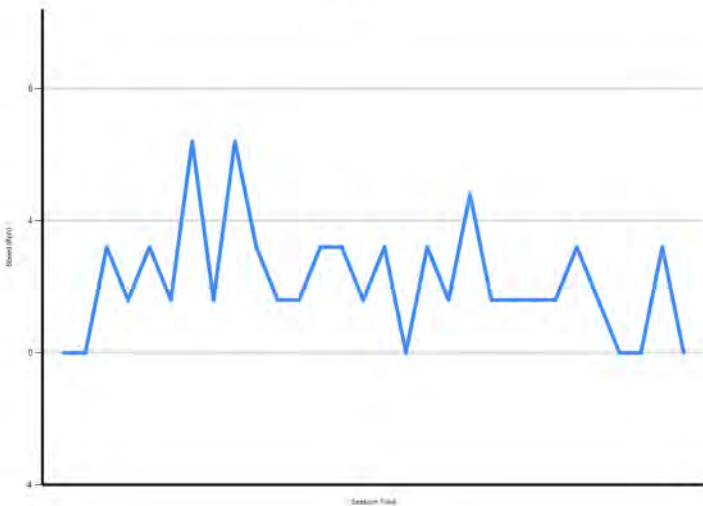
Humidity



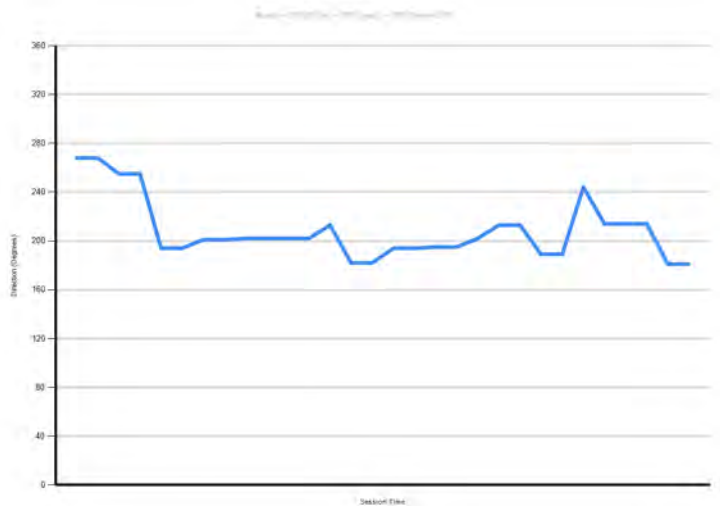
Pressure



Wind Speed



Wind direction



Alpine Mobility





Autodromo Nazionale Monza
Alpine Elf Cup Series
Race - 1
Final Results Rectificatif 2



Autodromo Nazionale Monza 5.793 m.

Clas	Nº	Driver	Nat	Cat	Clas	Team	Nat	Level	Laps	Total Time	Gap	Interval	Km/h	Best	Time	Km/h
1	4	Léo Jousset	FRA	JUN	1	RACE CARS	FRA	Inter C	12	28:41.103			145.4	5	2:08.361	162.4
2	38	Charles Roussanne	FRA	JUN	2	VPS RACING	FRA	Inter D	12	28:41.387	0.284	0.284	145.3	12	2:08.346	162.4
3	31	Louis Meric	FRA	CHA	1	RACE CARS	FRA	Inter C	12	28:42.339	1.236	0.952	145.3	12	2:09.043	161.6
4	85	Thibaut Bossy	FRA	CHA	2	HERRERO RACING	FRA	Inter C	12	28:43.645	2.542	1.306	145.1	3	2:09.257	161.3
5	8	Lukas Papin	FRA	JUN	3	SCHUMACHER CLRT	FRA	Inter D	12	28:44.458	3.355	0.813	145.1	8	2:09.219	161.3
6	2	Florian Coruble	FRA	CHA	3	CHAZEL TECHNOLOGIE	FRA	Inter C	12	28:44.655	3.552	0.197	145.1	8	2:09.766	160.7
7	3	Gosia Rdest	POL	CHA	4	CHAZEL TECHNOLOGIE	FRA	Inter	12	28:47.341	6.238	2.686	144.8	4	2:11.556	158.5
8	123	Frédéric De Brabant	FRA	GEN	1	CHAZEL TECHNOLOGIE	FRA	NCC	12	28:48.613	7.510	1.272	144.7	8	2:11.655	158.4
9	9	Philippe Bourgois	BEL	GEN	2	RACE CARS	FRA	Inter C	12	28:48.851	7.748	0.238	144.7	12	2:11.694	158.3
10	36 *	Sami Dhahri	FRA	JUN	4	VPS RACING	FRA	Inter C	12	28:49.134	8.031	0.283	144.7	8	2:09.837	160.6
11	77	Alain Jacono	FRA	GEN	3	CHAZEL TECHNOLOGIE	FRA	NCC	12	28:50.726	9.623	1.592	144.5	8	2:12.757	157.0
12	23	Laurent Richard	FRA	GEN	4	HERRERO RACING	FRA	Inter C	12	28:51.028	9.925	0.302	144.5	12	2:13.005	156.7
13	7	Franc Rouxel	FRA	GEN	5	HERRERO RACING	FRA	Inter D	12	28:52.945	11.842	1.917	144.4	12	2:14.020	155.6

Not classified: (Requirements: 75% of number laps of leader = 9 Laps)

18	Pierre Macchi	FRA	GEN	SCHUMACHER CLRT	FRA	Inter C	8	17:55.898	4 Laps	4 Laps	155.0	7	2:11.943	158.0
63 *	Pierre-Laurent Figuiere	FRA	CHA	CHAZEL TECHNOLOGIE	FRA	Inter C	8	18:01.465	4 Laps	5.567	154.2	6	2:11.008	159.1
10	Romain Monti	FRA	PRO	CHAZEL TECHNOLOGIE	FRA	Inter C	3	6:55.792	9 Laps	5 Laps	150.4	2	2:10.392	159.9
37	Filippo Barberi	FRA	JUN	VPS RACING	FRA	Inter D								

Fastest lap Charles Roussanne in 2:08.346 at 162.4 Km/h in lap 12

*** PENALTIES**

63 FIVE SECS PENALTY TRACK LIMITS GAINING ADVANTAGE

CAR #36 - 5 SECFONDS PENALTY STEWARDS' DECISION NUMBER 4

Published at:.....

Track Temp: 17.7 °C Air Temp: 16.6 °C Humidity: 92 % Track Status: WET

Stewards:

Timekeeper:

Luis Garcia

JOB-2654-ESP/M





Autodromo Nazionale Monza
Alpine Elf Cup Series
Qualifying - 2
Provisional Results



Clas	Nº	Driver	Nat	Cat	Clas	Team	Nat	Level	Laps	Best	Time	Gap	Interval	Km/h
1	4	Léo Jousset		JUN	1	RACE CARS		Inter C	9	8	2:06.654			164.6
2	38	Charles Roussanne		JUN	2	VPS RACING		Inter D	9	9	2:07.132	0.478	0.478	164.0
3	8	Lukas Papin		JUN	3	SCHUMACHER CLRT		Inter D	10	10	2:07.288	0.634	0.156	163.8
4	31	Louis Meric		CHA	1	RACE CARS		Inter C	9	9	2:07.328	0.674	0.040	163.7
5	2	Florian Coruble		CHA	2	HAZEL TECHNOLOGIE		Inter C	9	8	2:07.624	0.970	0.296	163.4
6	85	Thibaut Bossy		CHA	3	HERRERO RACING		Inter C	8	6	2:07.994	1.340	0.370	162.9
7	10	Romain Monti		PRO	1	HAZEL TECHNOLOGIE		Inter C	9	9	2:08.097	1.443	0.103	162.8
8	36	Sami Dhahri		JUN	4	VPS RACING		Inter C	9	7	2:08.462	1.808	0.365	162.3
9	9	Philippe Bourgois		GEN	1	RACE CARS		Inter C	10	8	2:08.989	2.335	0.527	161.6
10	3	Gosia Rdest		CHA	4	HAZEL TECHNOLOGIE		Inter	10	7	2:09.416	2.762	0.427	161.1
11	123	Frédéric De Brabant		GEN	2	HAZEL TECHNOLOGIE		NCC	9	9	2:10.182	3.528	0.766	160.1
12	23	Laurent Richard		GEN	3	HERRERO RACING		Inter C	9	4	2:10.236	3.582	0.054	160.1
13	18	Pierre Macchi		GEN	4	SCHUMACHER CLRT		Inter C	9	8	2:10.528	3.874	0.292	159.7
14	37	Filippo Barberi		JUN	5	VPS RACING		Inter D	8	8	2:10.590	3.936	0.062	159.6
15	63	Pierre-Laurent Figuiere		CHA	5	HAZEL TECHNOLOGIE		Inter C	6	5	2:10.725	4.071	0.135	159.5
16	77	Alain Jacono		GEN	5	HAZEL TECHNOLOGIE		NCC	9	9	2:11.147	4.493	0.422	159.0
17	7	Franc Rouxel		GEN	6	HERRERO RACING		Inter D	7	3	2:12.748	6.094	1.601	157.1

*** PENALTIES**

- CAR 4 TIME 2:06.699 DELETED TRACK LIMITS AT T 10
- CAR 18 TIME 2:12.738 DELETED TRACK LIMITS AT T 5
- CAR 37 TIME 2:16.266 DELETED TRACK LIMITS AT T 10
- CAR 123 TIME 2:18.882 DELETED TRACK LIMITS AT T 5

Published at:.....


Track Temp: 15.3 °C Air Temp: 15.1 °C Humidity: 96 % Track Status: WET

Race Director:

Timekeeper:

Luis Garcia
 JOB-2654-ESP/M





Autodromo Nazionale Monza
Alpine Elf Cup Series
Qualifying - 2
Provisional Results by Category



CHA														
Clas	Nº	Driver	Nat	Cat	Clas	Team	Nat	Level	Laps	Best	Time	Gap	Interval	Km/h
1	31	Louis Meric		CHA	1	RACE CARS		Inter C	9	9	2:07.328			163.7
2	2	Florian Coruble		CHA	2	HAZEL TECHNOLOGIE		Inter C	9	8	2:07.624	0.296	0.296	163.4
3	85	Thibaut Bossy		CHA	3	HERRERO RACING		Inter C	8	6	2:07.994	0.666	0.370	162.9
4	3	Gosia Rdest		CHA	4	HAZEL TECHNOLOGIE		Inter	10	7	2:09.416	2.088	1.422	161.1
5	63	Pierre-Laurent Figuiere		CHA	5	HAZEL TECHNOLOGIE		Inter C	6	5	2:10.725	3.397	1.309	159.5

JUN														
Clas	Nº	Driver	Nat	Cat	Clas	Team	Nat	Level	Laps	Best	Time	Gap	Interval	Km/h
1	4	Léo Jousset		JUN	1	RACE CARS		Inter C	9	8	2:06.654			164.6
2	38	Charles Roussanne		JUN	2	VPS RACING		Inter D	9	9	2:07.132	0.478	0.478	164.0
3	8	Lukas Papin		JUN	3	SCHUMACHER CLRT		Inter D	10	10	2:07.288	0.634	0.156	163.8
4	36	Sami Dhahri		JUN	4	VPS RACING		Inter C	9	7	2:08.462	1.808	1.174	162.3
5	37	Filippo Barberi		JUN	5	VPS RACING		Inter D	8	8	2:10.590	3.936	2.128	159.6

PRO														
Clas	Nº	Driver	Nat	Cat	Clas	Team	Nat	Level	Laps	Best	Time	Gap	Interval	Km/h
1	10	Romain Monti		PRO	1	HAZEL TECHNOLOGIE		Inter C	9	9	2:08.097			162.8

GEN														
Clas	Nº	Driver	Nat	Cat	Clas	Team	Nat	Level	Laps	Best	Time	Gap	Interval	Km/h
1	9	Philippe Bourgois		GEN	1	RACE CARS		Inter C	10	8	2:08.989			161.6
2	123	Frédéric De Brabant		GEN	2	HAZEL TECHNOLOGIE		NCC	9	9	2:10.182	1.193	1.193	160.1
3	23	Laurent Richard		GEN	3	HERRERO RACING		Inter C	9	4	2:10.236	1.247	0.054	160.1
4	18	Pierre Macchi		GEN	4	SCHUMACHER CLRT		Inter C	9	8	2:10.528	1.539	0.292	159.7
5	77	Alain Jacono		GEN	5	HAZEL TECHNOLOGIE		NCC	9	9	2:11.147	2.158	0.619	159.0
6	7	Franc Rouxel		GEN	6	HERRERO RACING		Inter D	7	3	2:12.748	3.759	1.601	157.1

*** PENALTIES**

- CAR 4 TIME 2:06.699 DELETED TRACK LIMITS AT T 10
- CAR 18 TIME 2:12.738 DELETED TRACK LIMITS AT T 5
- CAR 37 TIME 2:16.266 DELETED TRACK LIMITS AT T 10
- CAR 123 TIME 2:18.882 DELETED TRACK LIMITS AT T 5

Published at:.....

Track Temp: 15.3 °C Air Temp: 15.1 °C Humidity: 96 % Track Status: WET

Race Director:

Timekeeper:

Luis Garcia
 JOB-2654-ESP/M





Autodromo Nazionale Monza
Alpine Elf Cup Series
Qualifying - 2
Provisional Results by Class



Inter C														
Clas	Nº	Driver	Nat	Cat	Clas	Team	Nat	Level	Laps	Best	Time	Gap	Interval	Km/h
1	4	Léo Jousset		Inter C	1	RACE CARS		Inter C	9	8	2:06.654			164.6
2	31	Louis Meric		Inter C	2	RACE CARS		Inter C	9	9	2:07.328	0.674	0.674	163.7
3	2	Florian Coruble		Inter C	3	HAZEL TECHNOLOGIE		Inter C	9	8	2:07.624	0.970	0.296	163.4
4	85	Thibaut Bossy		Inter C	4	HERRERO RACING		Inter C	8	6	2:07.994	1.340	0.370	162.9
5	10	Romain Monti		Inter C	5	HAZEL TECHNOLOGIE		Inter C	9	9	2:08.097	1.443	0.103	162.8
6	36	Sami Dhahri		Inter C	6	VPS RACING		Inter C	9	7	2:08.462	1.808	0.365	162.3
7	9	Philippe Bourgois		Inter C	7	RACE CARS		Inter C	10	8	2:08.989	2.335	0.527	161.6
8	23	Laurent Richard		Inter C	8	HERRERO RACING		Inter C	9	4	2:10.236	3.582	1.247	160.1
9	18	Pierre Macchi		Inter C	9	SCHUMACHER CLRT		Inter C	9	8	2:10.528	3.874	0.292	159.7
10	63	Pierre-Laurent Figuiere		Inter C	10	HAZEL TECHNOLOGIE		Inter C	6	5	2:10.725	4.071	0.197	159.5

Inter D														
Clas	Nº	Driver	Nat	Cat	Clas	Team	Nat	Level	Laps	Best	Time	Gap	Interval	Km/h
1	38	Charles Roussanne		Inter D	1	VPS RACING		Inter D	9	9	2:07.132			164.0
2	8	Lukas Papin		Inter D	2	SCHUMACHER CLRT		Inter D	10	10	2:07.288	0.156	0.156	163.8
3	37	Filippo Barberi		Inter D	3	VPS RACING		Inter D	8	8	2:10.590	3.458	3.302	159.6
4	7	Franc Rouxel		Inter D	4	HERRERO RACING		Inter D	7	3	2:12.748	5.616	2.158	157.1

Inter														
Clas	Nº	Driver	Nat	Cat	Clas	Team	Nat	Level	Laps	Best	Time	Gap	Interval	Km/h
1	3	Gosia Rdest		Inter	1	HAZEL TECHNOLOGIE		Inter	10	7	2:09.416			161.1

NCC														
Clas	Nº	Driver	Nat	Cat	Clas	Team	Nat	Level	Laps	Best	Time	Gap	Interval	Km/h
1	123	Frédéric De Brabant		NCC	1	HAZEL TECHNOLOGIE		NCC	9	9	2:10.182			160.1
2	77	Alain Jacono		NCC	2	HAZEL TECHNOLOGIE		NCC	9	9	2:11.147	0.965	0.965	159.0

*** PENALTIES**

- CAR 4 TIME 2:06.699 DELETED TRACK LIMITS AT T 10
- CAR 18 TIME 2:12.738 DELETED TRACK LIMITS AT T 5
- CAR 37 TIME 2:16.266 DELETED TRACK LIMITS AT T 10
- CAR 123 TIME 2:18.882 DELETED TRACK LIMITS AT T 5

Published at:.....

Track Temp: 15.3 °C Air Temp: 15.1 °C Humidity: 96 % Track Status: WET

Race Director:

Timekeeper:

Luis Garcia
 JOB-2654-ESP/M





Autodromo Nazionale Monza
Alpine Elf Cup Series
Qualifying - 2
Lap Analysis



2 Florian Coruble Inter C **8** Lukas Papin Inter D

CHA							CHAZEL TECHNOLOGIE						JUN						SCHUMACHER CLRT					
Lap	D	Time	Sector 1	Sector 2	Sector 3	T. Spd	Elapsed	Lap	D	Time	Sector 1	Sector 2	Sector 3	T. Spd	Elapsed	Lap	D	Time	Sector 1	Sector 2	Sector 3	T. Spd	Elapsed	
1		9:02:21.299	9:00:50.027	44.893	46.379	163.8	9:02:21.299	1		9:02:17.654	9:00:48.056	44.598	45.000	170.0	9:02:17.654									
2		2:08.806	40.013	43.938	44.855	230.7	9:04:30.105	2		2:08.389	39.515	44.173	44.701	236.3	9:04:26.043									
3		2:08.921	40.233	43.762	44.926	228.8	9:06:39.026	3		2:07.915	39.740	43.632	44.543	238.4	9:06:33.958									
4		2:11.031	40.251	43.991	46.789	228.3	9:08:50.057	4		2:08.154	40.364	43.588	44.202	211.3	9:08:42.112									
5		2:20.603 P	40.558	45.532	54.513	224.5	9:11:10.660	5		2:10.528	39.676	43.695	47.157	241.0	9:10:52.640									
6		3:29.486	1:59.272	44.416	45.798	167.9	9:14:40.146	6		2:07.772	39.685	43.883	44.204	236.8	9:13:00.412									
7		2:08.148	39.987	43.712	44.449	233.7	9:16:48.294	7		2:07.628	39.850	43.691	44.087	237.3	9:15:08.040									
8		2:07.624	40.053	43.560	44.011	233.7	9:18:55.918	8		2:21.779	39.728	53.826	48.225	241.6	9:17:29.819									
9		2:08.058	40.182	43.594	44.282	232.7	9:21:03.976	9		2:07.396	39.648	43.795	43.953	237.8	9:19:37.215									
10		46.748	48.628		154.9			10		2:07.288	39.650	43.553	44.085	237.8	9:21:44.503									
								11			49.564	49.663		133.3										

3 Gosia Rdest Inter **9** Philippe Bourgois Inter C

CHA							CHAZEL TECHNOLOGIE JUNIOR						GEN						RACE CARS CONSULTING					
Lap	D	Time	Sector 1	Sector 2	Sector 3	T. Spd	Elapsed	Lap	D	Time	Sector 1	Sector 2	Sector 3	T. Spd	Elapsed	Lap	D	Time	Sector 1	Sector 2	Sector 3	T. Spd	Elapsed	
1		9:02:33.679	9:00:58.135	47.932	47.612	145.7	9:02:33.679	1		9:02:30.431	9:00:57.040	46.806	46.585	157.6	9:02:30.431									
2		2:12.925	41.386	45.520	46.019	206.1	9:04:46.604	2		2:10.319	40.749	44.364	45.206	195.2	9:04:40.750									
3		2:10.712	40.337	45.054	45.321	216.8	9:06:57.316	3		2:10.482	40.601	44.805	45.076	208.4	9:06:51.232									
4		2:10.251	40.342	44.886	45.023	223.6	9:09:07.567	4		2:09.421	40.174	44.241	45.006	228.3	9:09:00.653									
5		2:11.111	40.375	45.335	45.401	226.4	9:11:18.678	5		2:10.593	40.055	44.658	45.880	223.1	9:11:11.246									
6		2:10.390	40.245	44.765	45.380	229.7	9:13:29.068	6		2:10.362	40.918	44.448	44.996	217.7	9:13:21.608									
7		2:09.416	40.243	44.550	44.623	229.2	9:15:38.484	7		2:09.549	40.304	44.281	44.964	229.7	9:15:31.157									
8		2:11.945	40.194	45.587	46.164	231.2	9:17:50.429	8		2:08.989	39.942	44.266	44.781	229.7	9:17:40.146									
9		2:10.249	40.092	44.788	45.369	235.2	9:20:00.678	9		2:10.302	40.147	44.364	45.791	229.7	9:19:50.448									
10		2:27.843 P	40.775	48.271	58.797	239.4	9:22:28.521	10		2:09.341	40.469	44.086	44.786	230.2	9:21:59.789									
								11			49.133	53.615		160.7										


4 Léo Jousset Inter C **10** Romain Monti Inter C

JUN							RACE CARS CONSULTING						PRO						CHAZEL TECHNOLOGIE JUNIOR					
Lap	D	Time	Sector 1	Sector 2	Sector 3	T. Spd	Elapsed	Lap	D	Time	Sector 1	Sector 2	Sector 3	T. Spd	Elapsed	Lap	D	Time	Sector 1	Sector 2	Sector 3	T. Spd	Elapsed	
1		9:02:17.142	9:00:47.542	44.734	44.866	175.0	9:02:17.142	1		9:03:27.683	9:01:14.478	1:15.399	57.806	143.2	9:03:27.683									
2		2:10.074	39.904	44.859	45.311	232.2	9:04:27.216	2		2:09.984	40.140	44.549	45.295	230.7	9:05:37.667									
3		2:06.699	39.561	43.272	43.866	241.0	9:06:33.915	3		2:08.682	40.103	44.131	44.448	235.8	9:07:46.349									
4		2:08.021	39.830	43.292	44.899	235.2	9:08:41.936	4		2:09.222	40.438	44.112	44.672	210.5	9:09:55.571									
5		2:17.789 P	40.285	43.833	53.671	236.8	9:10:59.725	5		2:08.756	40.142	44.079	44.535	234.7	9:12:04.327									
6		3:51.205	2:23.085	43.834	44.286	183.6	9:14:50.930	6		2:09.981	40.086	44.369	45.526	234.7	9:14:14.308									
7		2:06.822	39.725	43.380	43.717	236.3	9:16:57.752	7		2:08.429	39.955	43.913	44.561	236.8	9:16:22.737									
8		2:06.654	39.475	43.519	43.660	235.8	9:19:04.406	8		2:08.220	40.061	43.817	44.342	238.4	9:18:30.957									
9		2:07.228	39.905	43.449	43.874	234.7	9:21:11.634	9		2:08.097	39.938	43.797	44.362	236.8	9:20:39.054									
10		53.873	54.943		130.2			10			46.862	53.317		163.1										

7 Franc Rouxel Inter D **18** Pierre Macchi Inter C

GEN							HERRERO RACING						GEN						SCHUMACHER CLRT					
Lap	D	Time	Sector 1	Sector 2	Sector 3	T. Spd	Elapsed	Lap	D	Time	Sector 1	Sector 2	Sector 3	T. Spd	Elapsed	Lap	D	Time	Sector 1	Sector 2	Sector 3	T. Spd	Elapsed	
1		9:02:43.496	9:01:06.863	48.039	48.594	140.2	9:02:43.496	1		9:02:58.305	9:01:16.798	49.180	52.327	137.9	9:02:58.305									
2		2:14.681	40.460	46.740	47.481	217.7	9:04:58.177	2		2:13.493	41.562	45.627	46.304	221.3	9:05:11.798									
3		2:12.748	40.272	45.354	47.122	225.4	9:07:10.925	3		2:12.738	41.093	45.089	46.556	218.6	9:07:24.536									
4		2:14.223	40.423	46.441	47.359	219.9	9:09:25.148	4		2:11.698	40.920	44.835	45.943	227.3	9:09:36.234									
5		2:14.880	41.317	46.249	47.314	203.7	9:11:40.028	5		2:14.200	40.924	45.301	47.975	223.1	9:11:50.434									
6		2:17.439	40.947	46.746	49.746	213.4	9:13:57.467	6		2:12.194	40.463	44.764	46.967	221.7	9:14:02.628									
7		2:27.810 P	41.820	46.492	59.498	192.5	9:16:25.277	7		2:11.625	40.992	44.955	45.678	221.3	9:16:14.253									
								8		2:10.528	40.480	44.688	45.360	232.2	9:18:24.781									
								9		2:23.860 P	40.557	45.045	58.258	233.7	9:20:48.641									





Autodromo Nazionale Monza
Alpine Elf Cup Series
Qualifying - 2
Lap Analysis



23 Laurent Richard Inter C **38** Charles Roussanne Inter D

GEN							HERRERO RACING						JUN						VPS RACING					
Lap	D	Time	Sector 1	Sector 2	Sector 3	T. Spd	Elapsed	Lap	D	Time	Sector 1	Sector 2	Sector 3	T. Spd	Elapsed	Lap	D	Time	Sector 1	Sector 2	Sector 3	T. Spd	Elapsed	
1		9:02:42.336	9:01:05.792	48.438	48.106	151.8	9:02:42.336	1		9:02:14.388	9:00:45.033	44.815	44.540	178.5	9:02:14.388	2		2:09.004	40.443	44.593	43.968	227.8	9:04:23.392	
2		2:12.765	41.014	45.955	45.796	201.8	9:04:55.101	2		2:07.933	40.275	43.753	43.905	232.7	9:06:31.325	3		2:07.479	39.966	43.778	43.735	237.8	9:08:38.804	
3		2:10.754	40.268	45.079	45.407	229.7	9:07:05.855	3		2:08.426	40.418	43.775	44.233	234.7	9:10:47.230	4		2:18.957 P	43.293	43.798	51.866	234.7	9:13:06.187	
4		2:10.236	40.139	44.470	45.627	228.8	9:09:16.091	4		4:29.373	3:02.188	43.481	43.704	182.7	9:17:35.560	5		2:07.561	39.759	44.109	43.693	239.4	9:19:43.121	
5		2:11.867	40.925	45.333	45.609	212.1	9:11:27.958	5		2:07.132	39.926	43.671	43.535	232.2	9:21:50.253	6		2:26.466 P	40.389	46.104	59.973	227.8	9:20:27.237	
6		2:10.536	40.184	44.820	45.532	229.7	9:13:38.494	6		42.190	47.390			196.3		7								
7		2:11.665	40.406	45.154	46.105	229.7	9:15:50.159	7								8								
8		2:10.612	40.217	44.600	45.795	229.2	9:18:00.771	8								9								
9		2:26.466 P	40.389	46.104	59.973	227.8	9:20:27.237	9								10								

31 Louis Meric Inter C **63** Pierre-Laurent Figuiere Inter C

CHA							RACE CARS CONSULTING						CHA						CHAZEL TECHNOLOGIE					
Lap	D	Time	Sector 1	Sector 2	Sector 3	T. Spd	Elapsed	Lap	D	Time	Sector 1	Sector 2	Sector 3	T. Spd	Elapsed	Lap	D	Time	Sector 1	Sector 2	Sector 3	T. Spd	Elapsed	
1		9:04:18.190	9:02:48.097	44.994	45.099	171.7	9:04:18.190	1		9:02:49.761	9:01:04.560	50.872	54.329	155.3	9:02:49.761	2		2:12.347	41.254	45.297	45.796	191.1	9:05:02.108	
2		2:08.346	40.333	43.945	44.068	222.6	9:06:26.536	2		2:11.846	40.756	44.908	46.182	208.8	9:07:13.954	3		2:24.440	40.657	45.110	58.673	213.0	9:09:38.394	
3		2:09.778	40.350	45.085	44.343	229.7	9:08:36.314	3		2:10.725	40.522	44.472	45.731	216.0	9:11:49.119	4		2:33.140 P	40.477	44.362	1:08.301	223.1	9:14:22.259	
4		2:11.838	43.673	43.912	44.253	213.8	9:10:48.152	4								5								
5		2:07.739	40.087	43.899	43.753	224.0	9:12:55.891	5								6								
6		2:10.038	40.088	45.997	43.953	233.2	9:15:05.929	6								7								
7		2:07.484	39.932	43.555	43.997	238.4	9:17:13.413	7								8								
8		2:08.505	40.140	43.953	44.412	231.2	9:19:21.918	8								9								
9		2:07.328	39.952	43.939	43.437	233.2	9:21:29.246	9								10								
10		41.481	50.873			204.1		10																


36 Sami Dhahri Inter C **77** Alain Jacono NCC

JUN							VPS RACING						GEN						CHAZEL TECHNOLOGIE					
Lap	D	Time	Sector 1	Sector 2	Sector 3	T. Spd	Elapsed	Lap	D	Time	Sector 1	Sector 2	Sector 3	T. Spd	Elapsed	Lap	D	Time	Sector 1	Sector 2	Sector 3	T. Spd	Elapsed	
1		9:02:29.690	9:00:56.570	46.781	46.339	148.9	9:02:29.690	1		9:02:41.063	9:01:03.047	49.368	48.648	153.1	9:02:41.063	2		2:15.467	41.666	47.309	46.492	206.5	9:04:56.530	
2		2:10.095	40.516	44.594	44.985	225.4	9:04:39.785	2		2:11.577	40.436	45.257	45.884	226.8	9:07:08.107	3		2:11.503	40.443	45.077	45.983	229.7	9:09:19.610	
3		2:09.886	40.489	44.217	45.180	225.4	9:06:49.671	3		2:11.396	40.624	45.196	45.576	220.8	9:11:31.006	4		2:24.911	40.396	56.976	47.539	233.7	9:13:55.917	
4		2:09.608	40.482	44.250	44.876	229.7	9:08:59.279	4		2:11.977	40.554	45.251	46.172	229.2	9:16:07.894	5		2:11.509	40.321	45.236	45.952	232.2	9:18:19.403	
5		2:20.729 P	40.188	44.182	56.359	233.7	9:11:20.008	5		2:11.147	40.276	45.223	45.648	236.8	9:20:30.550	6								
6		4:05.760	2:35.866	44.367	45.527	157.4	9:15:25.768	6			43.334	48.566		191.8		7								
7		2:08.462	40.013	44.029	44.420	235.8	9:17:34.230	7								8								
8		2:19.723	40.139	45.412	54.172	234.2	9:19:53.953	8								9								
9		2:09.294	40.491	44.171	44.632	231.2	9:22:03.247	9								10								
10		45.600	46.584			151.4		10																

37 Filippo Barberi Inter D **85** Thibaut Bossy Inter C

JUN							VPS RACING						CHA						HERRERO RACING					
Lap	D	Time	Sector 1	Sector 2	Sector 3	T. Spd	Elapsed	Lap	D	Time	Sector 1	Sector 2	Sector 3	T. Spd	Elapsed	Lap	D	Time	Sector 1	Sector 2	Sector 3	T. Spd	Elapsed	
1		9:03:13.157 P	9:01:18.452	55.595	59.110	143.6	9:03:13.157	1		9:06:27.302	9:04:54.311	45.344	47.647	150.8	9:06:27.302	2		2:08.497	40.074	44.018	44.405	208.8	9:08:35.799	
2		4:31.603	2:56.934	47.426	47.243	171.1	9:07:44.760	2		2:08.588	40.213	43.916	44.459	225.0	9:10:44.387	3		2:08.627	40.370	43.849	44.408	216.8	9:12:53.014	
3		2:46.266	42.928	46.682	46.656	199.6	9:10:01.026	3		2:15.976	43.614	48.101	44.261	115.6	9:15:08.990	4		2:07.994	39.902	43.643	44.449	220.8	9:17:16.984	
4		2:12.882	40.595	46.157	46.130	225.4	9:12:13.908	4		2:08.294	40.239	43.727	44.328	220.4	9:19:25.278	5		2:17.972 P	40.382	43.806	53.784	222.2	9:21:43.250	
5		2:11.724	40.716	45.322	45.686	214.2	9:14:25.632	5								6								
6		2:11.248	40.619	45.362	45.267	224.0	9:16:36.880	6								7								
7		2:10.943	40.578	45.203	45.162	223.1	9:18:47.823	7								8								
8		2:10.590	40.561	45.026	45.003	226.4	9:20:58.413	8								9								
9			46.124	49.574		193.8		9																





Autodromo Nazionale Monza
Alpine Elf Cup Series
Qualifying - 2
Lap Analysis



123

Frédéric De Brabant

NCC

GEN

CHAZEL TECHNOLOGIE

Lap	D	Time	Sector 1	Sector 2	Sector 3	T. Spd	Elapsed
1		9:02:37.194	9:00:58.488	49.464	49.242	151.0	9:02:37.194
2		2:13.654	40.970	45.628	47.056	220.4	9:04:50.848
3		2:13.169	40.709	45.725	46.735	228.3	9:07:04.017
4		2:11.859	40.517	45.165	46.177	228.3	9:09:15.876
5		2:19.882	40.873	51.604	46.405	226.8	9:11:34.758
6		2:10.954	40.389	44.844	45.721	228.8	9:13:45.712
7		2:12.330	40.624	45.407	46.299	229.7	9:15:58.042
8		2:11.029	40.498	44.614	45.917	228.3	9:18:09.071
9		<u>2:10.182</u>	<u>40.237</u>	<u>44.447</u>	<u>45.498</u>	233.2	9:20:19.253
10			48.663	49.136		132.6	



Alpine Mobility



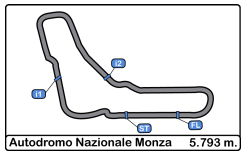


Autodromo Nazionale Monza
Alpine Elf Cup Series
Qualifying - 2
Best Sectors Results



Sector - 1			Sector - 2			Sector - 3			Ideal Lap vs Best Lap						
Clas	Nº	Driver	Time	Nº	Driver	Time	Nº	Driver	Time	Clas	Nº	Driver	Ideal Lap	Best Lap	Clas
1	4	Léo Jousset	39.475	4	Léo Jousset	43.272	31	Louis Meric	43.437	1	4	Léo Jousset	2:06.407	2:06.654	1
2	8	Lukas Papin	39.515	38	Charles Roussanne	43.481	38	Charles Roussanne	43.535	2	38	Charles Roussanne	2:06.775	2:07.132	2
3	38	Charles Roussanne	39.759	8	Lukas Papin	43.553	4	Léo Jousset	43.660	3	31	Louis Meric	2:06.924	2:07.328	4
4	85	Thibaut Bossy	39.902	31	Louis Meric	43.555	8	Lukas Papin	43.953	4	8	Lukas Papin	2:07.021	2:07.288	3
5	31	Louis Meric	39.932	2	Florian Coruble	43.560	2	Florian Coruble	44.011	5	2	Florian Coruble	2:07.558	2:07.624	5
6	10	Romain Monti	39.938	85	Thibaut Bossy	43.643	85	Thibaut Bossy	44.261	6	85	Thibaut Bossy	2:07.806	2:07.994	6
7	9	Philippe Bourgois	39.942	10	Romain Monti	43.797	10	Romain Monti	44.342	7	10	Romain Monti	2:08.077	2:08.097	7
8	2	Florian Coruble	39.987	36	Sami Dhahri	44.029	36	Sami Dhahri	44.420	8	36	Sami Dhahri	2:08.462	2:08.462	8
9	36	Sami Dhahri	40.013	9	Philippe Bourgois	44.086	3	Gosia Rdest	44.623	9	9	Philippe Bourgois	2:08.809	2:08.989	9
10	3	Gosia Rdest	40.092	63	Pierre-Laurent Figuiere	44.362	9	Philippe Bourgois	44.781	10	3	Gosia Rdest	2:09.265	2:09.416	10
11	23	Laurent Richard	40.139	123	Frédéric De Brabant	44.447	37	Filippo Barberi	45.003	11	23	Laurent Richard	2:10.016	2:10.236	12
12	12	Frédéric De Brabant	40.237	23	Laurent Richard	44.470	18	Pierre Macchi	45.360	12	123	Frédéric De Brabant	2:10.182	2:10.182	11
13	7	Franc Rouxel	40.272	3	Gosia Rdest	44.550	23	Laurent Richard	45.407	13	18	Pierre Macchi	2:10.511	2:10.528	13
14	77	Alain Jacono	40.276	18	Pierre Macchi	44.688	123	Frédéric De Brabant	45.498	14	63	Pierre-Laurent Figuiere	2:10.570	2:10.725	15
15	18	Pierre Macchi	40.463	37	Filippo Barberi	45.026	77	Alain Jacono	45.576	15	37	Filippo Barberi	2:10.590	2:10.590	14
16	63	Pierre-Laurent Figuiere	40.477	77	Alain Jacono	45.077	63	Pierre-Laurent Figuiere	45.731	16	77	Alain Jacono	2:10.929	2:11.147	16
17	37	Filippo Barberi	40.561	7	Franc Rouxel	45.354	7	Franc Rouxel	47.122	17	7	Franc Rouxel	2:12.748	2:12.748	17






Autodromo Nazionale Monza
Alpine Elf Cup Series
Qualifying - 2
Best 5 Lap Times



Cls	N°	Driver	Nat	Cat	Cls	Team	Nat	Level	Best 1		Best 2		Best 3		Best 4		Best 5	
									Time	Lap	Time	Lap	Time	Lap	Time	Lap	Time	Lap
1	4	Léo Jousset		JUN	1	RACE CARS		Inter C	2:06.654	8	2:06.822	7	2:07.228	9	2:08.021	4	2:10.074	2
2	38	Charles Roussanne		JUN	2	VPS RACING		Inter D	2:07.132	9	2:07.479	4	2:07.561	8	2:07.933	3	2:08.426	5
3	8	Lukas Papin		JUN	3	SCHUMACHER CLRT		Inter D	2:07.288	10	2:07.396	9	2:07.628	7	2:07.772	6	2:07.915	3
4	31	Louis Meric		CHA	1	RACE CARS		Inter C	2:07.328	9	2:07.484	7	2:07.739	5	2:08.346	2	2:08.505	8
5	2	Florian Coruble		CHA	2	CHAZEL TECHNOLOGIE		Inter C	2:07.624	8	2:08.058	9	2:08.148	7	2:08.806	2	2:08.921	3
6	85	Thibaut Bossy		CHA	3	HERRERO RACING		Inter C	2:07.994	6	2:08.294	7	2:08.497	2	2:08.588	3	2:08.627	4
7	10	Romain Monti		PRO	1	CHAZEL TECHNOLOGIE		Inter C	2:08.097	9	2:08.220	8	2:08.429	7	2:08.682	3	2:08.756	5
8	36	Sami Dhahri		JUN	4	VPS RACING		Inter C	2:08.462	7	2:09.294	9	2:09.608	4	2:09.886	3	2:10.095	2
9	9	Philippe Bourgois		GEN	1	RACE CARS		Inter C	2:08.989	8	2:09.341	10	2:09.421	4	2:09.549	7	2:10.302	9
10	3	Gosia Rdest		CHA	4	CHAZEL TECHNOLOGIE		Inter	2:09.416	7	2:10.249	9	2:10.251	4	2:10.390	6	2:10.712	3
11	123	Frédéric De Brabant		GEN	2	CHAZEL TECHNOLOGIE		NCC	2:10.182	9	2:10.954	6	2:11.029	8	2:11.859	4	2:12.330	7
12	23	Laurent Richard		GEN	3	HERRERO RACING		Inter C	2:10.236	4	2:10.536	6	2:10.612	8	2:10.754	3	2:11.665	7
13	18	Pierre Macchi		GEN	4	SCHUMACHER CLRT		Inter C	2:10.528	8	2:11.625	7	2:11.698	4	2:12.194	6	2:13.493	2
14	37	Filippo Barberi		JUN	5	VPS RACING		Inter D	2:10.590	8	2:10.943	7	2:11.248	6	2:11.724	5	2:12.882	4
15	63	Pierre-Laurent Figuiere		CHA	5	CHAZEL TECHNOLOGIE		Inter C	2:10.725	5	2:11.846	3	2:12.347	2	2:24.440	4	2:33.140	6
16	77	Alain Jacono		GEN	5	CHAZEL TECHNOLOGIE		NCC	2:11.147	9	2:11.396	5	2:11.503	4	2:11.509	8	2:11.577	3
17	7	Franc Rouxel		GEN	6	HERRERO RACING		Inter D	2:12.748	3	2:14.223	4	2:14.681	2	2:14.880	5	2:17.439	6





Autodromo Nazionale Monza
Alpine Elf Cup Series
Qualifying - 2
Best 5 Top Speeds



Clas	N°	Driver	Nat	Cat	Cls	Team	Nat	Level	Top 1		Top 2		Top 3		Top 4		Top 5		Avg	
									Km/h	Lap	Km/h	Lap	Km/h	Lap	Km/h	Lap	Km/h	Lap		
1	8	Lukas Papin		FRA	JUN	1	SCHUMACHER CLRT		Inter D	241.6	8	241.0	5	238.4	3	237.8	9	237.8	10	239.3
2	4	Léo Jousset		FRA	JUN	2	RACE CARS		Inter C	241.0	3	236.8	5	236.3	7	235.8	8	235.2	4	237.0
3	3	Gosia Rdest		POL	CHA	1	HAZEL TECHNOLOGIE		Inter	239.4	10	235.2	9	231.2	8	229.7	6	229.2	7	233.0
4	38	Charles Roussanne		FRA	JUN	3	VPS RACING		Inter D	239.4	8	237.8	4	234.7	5	234.7	6	232.7	3	235.9
5	10	Romain Monti		FRA	PRO	1	HAZEL TECHNOLOGIE		Inter C	238.4	8	236.8	7	236.8	9	235.8	3	234.7	5	236.5
6	31	Louis Meric		FRA	CHA	2	RACE CARS		Inter C	238.4	7	233.2	6	233.2	9	231.2	8	229.7	3	233.1
7	77	Alain Jacono		FRA	GEN	1	HAZEL TECHNOLOGIE		NCC	236.8	9	233.7	6	232.2	8	229.7	4	229.2	7	232.3
8	36	Sami Dhahri		FRA	JUN	4	VPS RACING		Inter C	235.8	7	234.2	8	233.7	5	231.2	9	229.7	4	232.9
9	2	Florian Coruble		FRA	CHA	3	HAZEL TECHNOLOGIE		Inter C	233.7	7	233.7	8	232.7	9	230.7	2	228.8	3	231.9
10	18	Pierre Macchi		FRA	GEN	2	SCHUMACHER CLRT		Inter C	233.7	9	232.2	8	227.3	4	223.1	5	221.7	6	227.6
11	123	Frédéric De Brabant		FRA	GEN	3	HAZEL TECHNOLOGIE		NCC	233.2	9	229.7	7	228.8	6	228.3	3	228.3	4	229.7
12	9	Philippe Bourgois		BEL	GEN	4	RACE CARS		Inter C	230.2	10	229.7	7	229.7	8	229.7	9	228.3	4	229.5
13	23	Laurent Richard		FRA	GEN	5	HERRERO RACING		Inter C	229.7	3	229.7	6	229.7	7	229.2	8	228.8	4	229.4
14	37	Filippo Barberi		FRA	JUN	5	VPS RACING		Inter D	226.4	8	225.4	4	224.0	6	223.1	7	214.2	5	222.6
15	7	Franc Rouxel		FRA	GEN	6	HERRERO RACING		Inter D	225.4	3	219.9	4	217.7	2	213.4	6	203.7	5	216.0
16	85	Thibaut Bossy		FRA	CHA	4	HERRERO RACING		Inter C	225.0	3	222.2	8	220.8	6	220.4	7	216.8	4	221.0
17	63	Pierre-Laurent Figuiere		FRA	CHA	5	HAZEL TECHNOLOGIE		Inter C	223.1	6	216.0	5	213.0	4	208.8	3	191.1	2	210.4



Alpine Mobility





Autodromo Nazionale Monza
Alpine Elf Cup Series
Qualifying - 2
Fastest Laps Sequence



Lap	Time of Day	Session Time	N° Driver	Nat	Cat	Team	Nat	Level	Time	Km/h
2	9:04:23.392	4:23.392	38 Charles Roussanne		JUN	VPS RACING		Inter D	2:09.004	161.6
2	9:04:26.043	4:26.043	8 Lukas Papin		JUN	SCHUMACHER CLRT		Inter D	2:08.389	162.4
2	9:06:26.536	6:26.536	31 Louis Meric		CHA	RACE CARS		Inter C	2:08.346	162.4
3	9:06:31.325	6:31.325	38 Charles Roussanne		JUN	VPS RACING		Inter D	2:07.933	163.0
3	9:06:33.958	6:33.958	8 Lukas Papin		JUN	SCHUMACHER CLRT		Inter D	2:07.915	163.0
4	9:08:38.804	8:38.804	38 Charles Roussanne		JUN	VPS RACING		Inter D	2:07.479	163.5
7	9:16:57.752	16:57.752	4 Léo Jousset		JUN	RACE CARS		Inter C	2:06.822	164.4
8	9:19:04.406	19:04.406	4 Léo Jousset		JUN	RACE CARS		Inter C	2:06.654	164.6



Alpine Mobility





Autodromo Nazionale Monza
Alpine Elf Cup Series
Qualifying - 2



Event Best Maximum Speed

N°	Driver	Nat	Cat	Clas	Team	Nat	Level	Km/h	Session
63	Pierre-Laurent Figuiere		FRA	CHA 1	HAZEL TECHNOLOGIE		FRA Inter C	245.4	Qualifying - 1
4	Léo Jousset		FRA	JUN 1	RACE CARS		FRA Inter C	243.2	Free practice - 2
38	Charles Roussanne		FRA	JUN 2	VPS RACING		FRA Inter D	242.1	Free practice - 2
77	Alain Jacono		FRA	GEN 1	HAZEL TECHNOLOGIE		FRA NCC	242.1	Free practice - 2
8	Lukas Papin		FRA	JUN 3	SCHUMACHER CLRT		FRA Inter D	242.1	Race - 1
10	Romain Monti		FRA	PRO 1	HAZEL TECHNOLOGIE		FRA Inter C	241.0	Qualifying - 1
31	Louis Meric		FRA	CHA 2	RACE CARS		FRA Inter C	240.5	Free practice - 2
36	Sami Dhahri		FRA	JUN 4	VPS RACING		FRA Inter C	240.5	Race - 1
18	Pierre Macchi		FRA	GEN 2	SCHUMACHER CLRT		FRA Inter C	240.5	Race - 1
9	Philippe Bourgois		BEL	GEN 3	RACE CARS		FRA Inter C	239.4	Free practice - 2
23	Laurent Richard		FRA	GEN 4	HERRERO RACING		FRA Inter C	239.4	Free practice - 2
3	Gosia Rdest		POL	CHA 3	HAZEL TECHNOLOGIE		FRA Inter	239.4	Qualifying - 2
37	Filippo Barberi		FRA	JUN 5	VPS RACING		FRA Inter D	238.9	Free practice - 2
2	Florian Coruble		FRA	CHA 4	HAZEL TECHNOLOGIE		FRA Inter C	238.9	Free practice - 2
85	Thibaut Bossy		FRA	CHA 5	HERRERO RACING		FRA Inter C	238.4	Free practice - 2
123	Frédéric De Brabant		FRA	GEN 5	HAZEL TECHNOLOGIE		FRA NCC	238.4	Qualifying - 1
7	Franc Rouxel		FRA	GEN 6	HERRERO RACING		FRA Inter D	232.7	Free practice - 2



Alpine Mobility





Autodromo Nazionale Monza

Alpine Elf Cup Series

Qualifying - 2

Pit Stop Analysis



2 Florian Coruble Inter C

CHA CHAZEL TECHNOLOGIE COURSE JU

N°	In Day Time	In Time	Out Time	Pit Time	T. Pit Time	Handicap	Diff.
1	9:11:04.267	9:11:04.267	9:12:27.124	1:22.857	1:22.857		

4 Léo Jousset Inter C

JUN RACE CARS CONSULTING

N°	In Day Time	In Time	Out Time	Pit Time	T. Pit Time	Handicap	Diff.
1	9:10:53.247	9:10:53.247	9:12:42.816	1:49.569	1:49.569		

36 Sami Dhahri Inter C

JUN VPS RACING

N°	In Day Time	In Time	Out Time	Pit Time	T. Pit Time	Handicap	Diff.
1	9:11:13.628	9:11:13.628	9:13:14.764	2:01.136	2:01.136		

37 Filippo Barberi Inter D

JUN VPS RACING

N°	In Day Time	In Time	Out Time	Pit Time	T. Pit Time	Handicap	Diff.
1	9:03:06.686	9:03:06.686	9:05:26.973	2:20.287	2:20.287		

38 Charles Roussanne Inter D


JUN VPS RACING

N°	In Day Time	In Time	Out Time	Pit Time	T. Pit Time	Handicap	Diff.
1	9:12:59.811	9:12:59.811	9:15:28.117	2:28.306	2:28.306		



Alpine Mobility





Autodromo Nazionale Monza

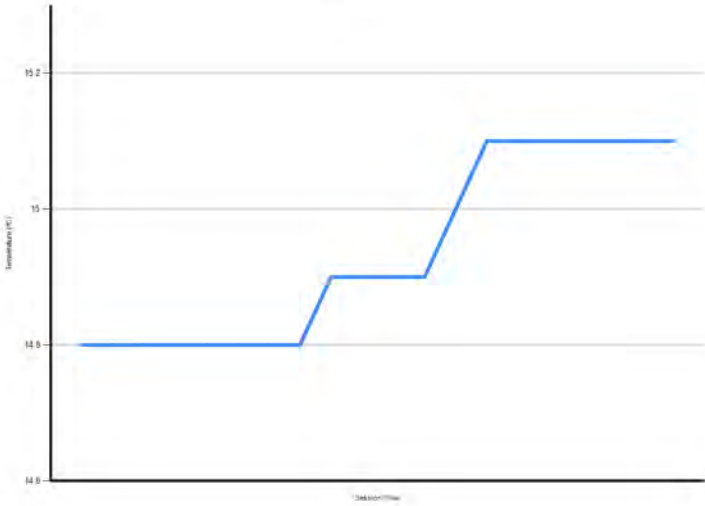
Alpine Elf Cup Series

Qualifying - 2

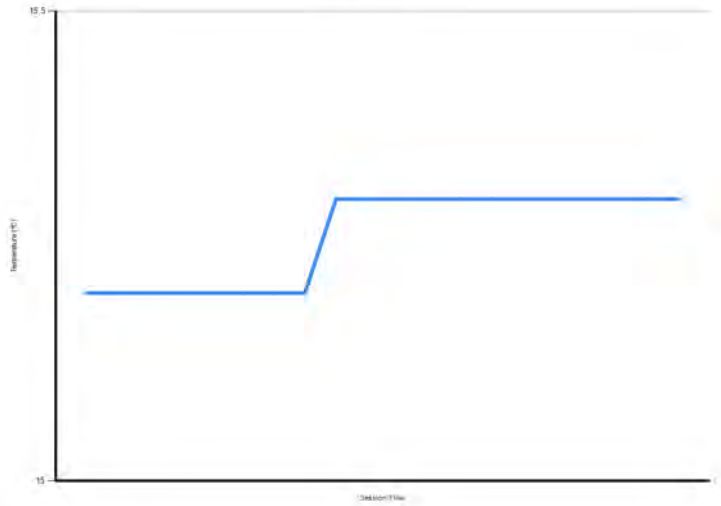
Weather Report



Air Temperature



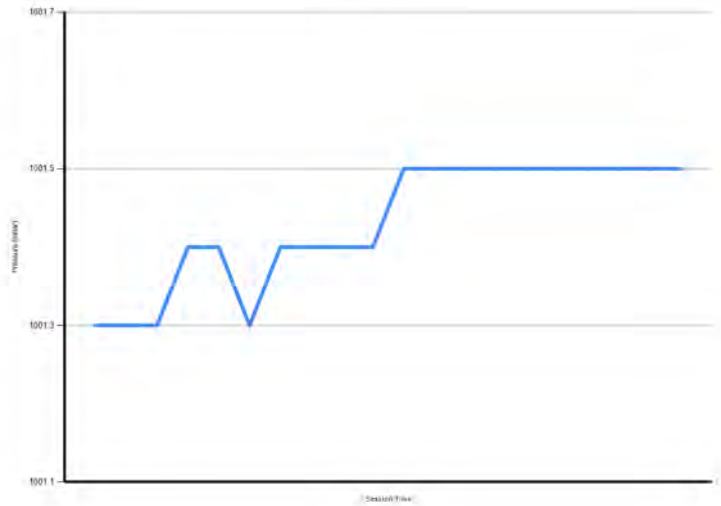
Track Temperature



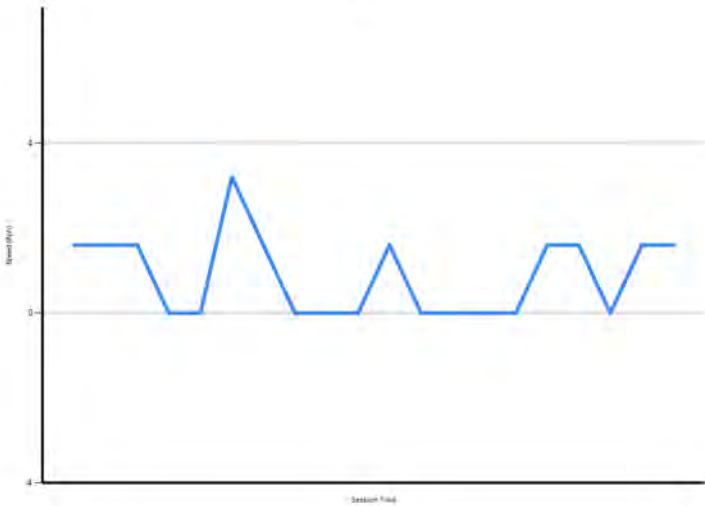
Humidity



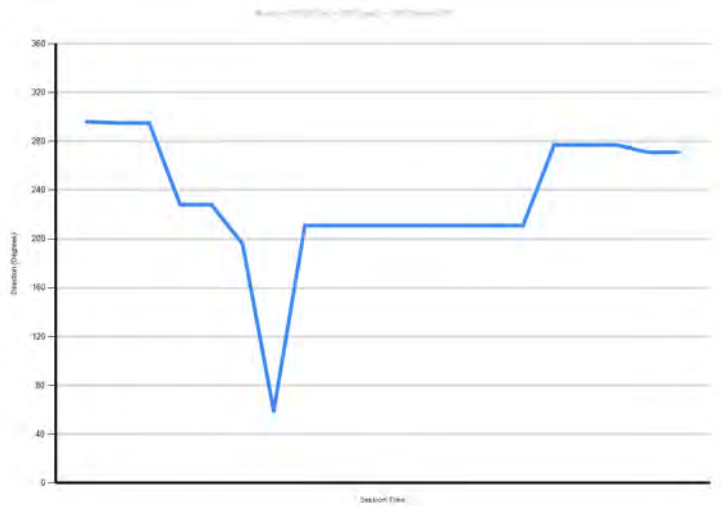
Pressure



Wind Speed



Wind direction





Autodromo Nazionale Monza
Alpine Elf Cup Series
Qualifying - 2
Final Results



Clas	Nº	Driver	Nat	Cat	Clas	Team	Nat	Level	Laps	Best	Time	Gap	Interval	Km/h
1	4	Léo Jousset		JUN	1	RACE CARS		Inter C	9	8	2:06.654			164.6
2	38	Charles Roussanne		JUN	2	VPS RACING		Inter D	9	9	2:07.132	0.478	0.478	164.0
3	8	Lukas Papin		JUN	3	SCHUMACHER CLRT		Inter D	10	10	2:07.288	0.634	0.156	163.8
4	31	Louis Meric		CHA	1	RACE CARS		Inter C	9	9	2:07.328	0.674	0.040	163.7
5	2	Florian Coruble		CHA	2	HAZEL TECHNOLOGIE		Inter C	9	8	2:07.624	0.970	0.296	163.4
6	85	Thibaut Bossy		CHA	3	HERRERO RACING		Inter C	8	6	2:07.994	1.340	0.370	162.9
7	10	Romain Monti		PRO	1	HAZEL TECHNOLOGIE		Inter C	9	9	2:08.097	1.443	0.103	162.8
8	36	Sami Dhahri		JUN	4	VPS RACING		Inter C	9	7	2:08.462	1.808	0.365	162.3
9	9	Philippe Bourgois		GEN	1	RACE CARS		Inter C	10	8	2:08.989	2.335	0.527	161.6
10	3	Gosia Rdest		CHA	4	HAZEL TECHNOLOGIE		Inter	10	7	2:09.416	2.762	0.427	161.1
11	123	Frédéric De Brabant		GEN	2	HAZEL TECHNOLOGIE		NCC	9	9	2:10.182	3.528	0.766	160.1
12	23	Laurent Richard		GEN	3	HERRERO RACING		Inter C	9	4	2:10.236	3.582	0.054	160.1
13	18	Pierre Macchi		GEN	4	SCHUMACHER CLRT		Inter C	9	8	2:10.528	3.874	0.292	159.7
14	37	Filippo Barberi		JUN	5	VPS RACING		Inter D	8	8	2:10.590	3.936	0.062	159.6
15	63	Pierre-Laurent Figuiere		CHA	5	HAZEL TECHNOLOGIE		Inter C	6	5	2:10.725	4.071	0.135	159.5
16	77	Alain Jacono		GEN	5	HAZEL TECHNOLOGIE		NCC	9	9	2:11.147	4.493	0.422	159.0
17	7	Franc Rouxel		GEN	6	HERRERO RACING		Inter D	7	3	2:12.748	6.094	1.601	157.1

*** PENALTIES**

- CAR 4 TIME 2:06.699 DELETED TRACK LIMITS AT T 10
- CAR 18 TIME 2:12.738 DELETED TRACK LIMITS AT T 5
- CAR 37 TIME 2:16.266 DELETED TRACK LIMITS AT T 10
- CAR 123 TIME 2:18.882 DELETED TRACK LIMITS AT T 5

Published at:.....

Track Temp: 15.3 °C Air Temp: 15.1 °C Humidity: 96 % Track Status: WET

Stewards:

Timekeeper:

Luis Garcia
 JOB-2654-ESP/M





Autodromo Nazionale Monza
Alpine Elf Cup Series
Race - 2
Starting Grid



17	63	CHAZEL TECHNOLOGIE COURSE Pierre-Laurent Fiquiere	2:10.725	.9.				
15	77	CHAZEL TECHNOLOGIE COURSE Alain Jacono	2:11.147	.8.	2:12.748	HERRERO RACING Franc Rouxel	7	16
13	18	SCHUMACHER CLRT Pierre Macchi	2:10.528	.7.	2:10.590	VPS RACING Filippo Barberi	37	14
11	123	CHAZEL TECHNOLOGIE COURSE Frédéric De Brabant	2:10.182	.6.	2:10.236	HERRERO RACING Laurent Richard	23	12
9	9	RACE CARS CONSULTING Philippe Bourgeois	2:08.989	.5.	2:09.416	CHAZEL TECHNOLOGIE JUNIOR Gosia Rdest	3	10
7	10	CHAZEL TECHNOLOGIE JUNIOR Romain Monti	2:08.097	.4.	2:08.462	VPS RACING Sami Dhahri	36	8
5	2	CHAZEL TECHNOLOGIE COURSE JUNIOR Florian Coruble	2:07.624	.3.	2:07.994	HERRERO RACING Thibaut Bossv	85	6
3	8	SCHUMACHER CLRT Lukas Papin	2:07.288	.2.	2:07.328	RACE CARS CONSULTING Louis Meric	31	4
1	4	RACE CARS CONSULTING Léo Jousset	2:06.654	.1.	2:07.132	VPS RACING Charles Roussanne	38	2



Pole

*** PENALTIES**

CAR #63 DROP FIVE (5) GRID POSITIONS STEWARD'S DECISION NUMBER 2

Published at:.....

Stewards:

Timekeeper:

Luis Garcia
 JOB-2654-ESP/M





Autodromo Nazionale Monza
Alpine Elf Cup Series
Race - 2
Provisional Results



Clas	Nº	Driver	Nat	Cat	Clas	Team	Nat	Level	Laps	Total Time	Gap	Interval	Km/h	Best	Time	Km/h
1	4	Léo Jousset	FRA	JUN	1	RACE CARS	FRA	Inter C	14	27:47.105			175.1	13	1:58.104	176.5
2	38	Charles Roussanne	FRA	JUN	2	VPS RACING	FRA	Inter D	14	27:56.039	8.934	8.934	174.2	6	1:58.270	176.3
3	8	Lukas Papin	FRA	JUN	3	SCHUMACHER CLRT	FRA	Inter D	14	27:56.389	9.284	0.350	174.1	11	1:58.204	176.4
4	10	Romain Monti	FRA	PRO	1	HAZEL TECHNOLOGIE	FRA	Inter C	14	28:04.986	17.881	8.597	173.2	7	1:59.210	174.9
5	31	Louis Meric	FRA	CHA	1	RACE CARS	FRA	Inter C	14	28:11.246	24.141	6.260	172.6	6	1:59.339	174.7
6	85	Thibaut Bossy	FRA	CHA	2	HERRERO RACING	FRA	Inter C	14	28:12.364	25.259	1.118	172.5	5	1:59.110	175.0
7	3	Gosia Rdest	POL	CHA	3	HAZEL TECHNOLOGIE	FRA	Inter	14	28:25.956	38.851	13.592	171.1	8	1:59.993	173.8
8	2	Florian Coruble	FRA	CHA	4	HAZEL TECHNOLOGIE	FRA	Inter C	14	28:32.931	45.826	6.975	170.4	12	1:59.088	175.1
9	36	Sami Dhahri	FRA	JUN	4	VPS RACING	FRA	Inter C	14	28:40.632	53.527	7.701	169.6	11	1:59.562	174.4
10	123	Frédéric De Brabant	FRA	GEN	1	HAZEL TECHNOLOGIE	FRA	NCC	14	28:42.661	55.556	2.029	169.4	13	2:01.718	171.3
11	18	Pierre Macchi	FRA	GEN	2	SCHUMACHER CLRT	FRA	Inter C	14	28:44.564	57.459	1.903	169.2	10	2:01.375	171.8
12	77	Alain Jacono	FRA	GEN	3	HAZEL TECHNOLOGIE	FRA	NCC	14	28:49.734	1:02.629	5.170	168.7	9	2:01.347	171.8
13	23	Laurent Richard	FRA	GEN	4	HERRERO RACING	FRA	Inter C	14	28:50.159	1:03.054	0.425	168.7	12	2:01.364	171.8
14	7	Franc Rouxel	FRA	GEN	5	HERRERO RACING	FRA	Inter D	14	29:06.385	1:19.280	16.226	167.1	13	2:01.502	171.6
15	63	Pierre-Laurent Figuiere	FRA	CHA	5	HAZEL TECHNOLOGIE	FRA	Inter C	13	27:50.333	1 Lap	1 Lap	162.3	11	2:01.541	171.5
16	37	Filippo Barberi	FRA	JUN	5	VPS RACING	FRA	Inter D	13	28:27.149	1 Lap	36.816	158.8	3	2:00.949	172.4

Not classified: (Requirements: 75% of number laps of leader = 11 Laps)

9	Philippe Bourgois	BEL	GEN	RACE CARS	FRA	Inter C	6	13:12.674	8 Laps	7 Laps	157.8	4	2:02.065	170.8
---	-------------------	-----	-----	-----------	-----	---------	---	-----------	--------	--------	-------	---	----------	-------

Fastest lap Léo Jousset in 1:58.104 at 176.5 Km/h in lap 13

Published at:.....


Track Temp: **24.5 °C** Air Temp: **22.4 °C** Humidity: **68 %** Track Status: **WET**

Race Director:

Timekeeper:

Luis Garcia
 JOB-2654-ESP/M





Autodromo Nazionale Monza
Alpine Elf Cup Series
Race - 2
Provisional Results by Category



CHA																
Clas	Nº	Driver	Nat	Cat	Clas	Team	Nat	Level	Laps	Total Time	Gap	Interval	Km/h	Best	Time	Km/h
1	31	Louis Meric		CHA	1	RACE CARS		Inter C	14	28:11.246			172.6	6	1:59.339	174.7
2	85	Thibaut Bossy		CHA	2	HERRERO RACING		Inter C	14	28:12.364	1.118	1.118	172.5	5	1:59.110	175.0
3	3	Gosia Rdest		CHA	3	CHAZEL TECHNOLOGIE		Inter	14	28:25.956	14.710	13.592	171.1	8	1:59.993	173.8
4	2	Florian Coruble		CHA	4	CHAZEL TECHNOLOGIE		Inter C	14	28:32.931	21.685	6.975	170.4	12	1:59.088	175.1
5	63	Pierre-Laurent Figuiere		CHA	5	CHAZEL TECHNOLOGIE		Inter C	13	27:50.333	1 Lap	1 Lap	162.3	11	2:01.541	171.5

JUN																
Clas	Nº	Driver	Nat	Cat	Clas	Team	Nat	Level	Laps	Total Time	Gap	Interval	Km/h	Best	Time	Km/h
1	4	Léo Jousset		JUN	1	RACE CARS		Inter C	14	27:47.105			175.1	13	1:58.104	176.5
2	38	Charles Roussanne		JUN	2	VPS RACING		Inter D	14	27:56.039	8.934	8.934	174.2	6	1:58.270	176.3
3	8	Lukas Papin		JUN	3	SCHUMACHER CLRT		Inter D	14	27:56.389	9.284	0.350	174.1	11	1:58.204	176.4
4	36	Sami Dhahri		JUN	4	VPS RACING		Inter C	14	28:40.632	53.527	44.243	169.6	11	1:59.562	174.4
5	37	Filippo Barberi		JUN	5	VPS RACING		Inter D	13	28:27.149	1 Lap	1 Lap	158.8	3	2:00.949	172.4

PRO																
Clas	Nº	Driver	Nat	Cat	Clas	Team	Nat	Level	Laps	Total Time	Gap	Interval	Km/h	Best	Time	Km/h
1	10	Romain Monti		PRO	1	CHAZEL TECHNOLOGIE		Inter C	14	28:04.986			173.2	7	1:59.210	174.9

GEN																
Clas	Nº	Driver	Nat	Cat	Clas	Team	Nat	Level	Laps	Total Time	Gap	Interval	Km/h	Best	Time	Km/h
1	123	Frédéric De Brabant		GEN	1	CHAZEL TECHNOLOGIE		NCC	14	28:42.661			169.4	13	2:01.718	171.3
2	18	Pierre Macchi		GEN	2	SCHUMACHER CLRT		Inter C	14	28:44.564	1.903	1.903	169.2	10	2:01.375	171.8
3	77	Alain Jacono		GEN	3	CHAZEL TECHNOLOGIE		NCC	14	28:49.734	7.073	5.170	168.7	9	2:01.347	171.8
4	23	Laurent Richard		GEN	4	HERRERO RACING		Inter C	14	28:50.159	7.498	0.425	168.7	12	2:01.364	171.8
5	7	Franc Rouxel		GEN	5	HERRERO RACING		Inter D	14	29:06.385	23.724	16.226	167.1	13	2:01.502	171.6

Not classified: (Requirements: 75% of number laps of leader = 11 Laps)

9	Philippe Bourgois		GEN	6	RACE CARS		Inter C	6	13:12.674	8 Laps	8 Laps	157.8	4	2:02.065	170.8
---	-------------------	--	-----	---	-----------	--	---------	---	-----------	--------	--------	-------	---	----------	-------

Fastest lap Léo Jousset in 1:58.104 at 176.5 Km/h in lap 13

Published at:.....

Track Temp: **24.5 °C** Air Temp: **22.4 °C** Humidity: **68 %** Track Status: **WET**

Race Director:

Timekeeper:

Luis Garcia
 JOB-2654-ESP/M





Autodromo Nazionale Monza
Alpine Elf Cup Series
Race - 2
Provisional Results by Class



Inter C																
Clas	Nº	Driver	Nat	Cat	Clas	Team	Nat	Level	Laps	Total Time	Gap	Interval	Km/h	Best	Time	Km/h
1	4	Léo Jousset		JUN	1	RACE CARS		Inter C	14	27:47.105			175.1	13	1:58.104	176.5
2	10	Romain Monti		PRO	1	CHAZEL TECHNOLOGIE		Inter C	14	28:04.986	17.881	17.881	173.2	7	1:59.210	174.9
3	31	Louis Meric		CHA	1	RACE CARS		Inter C	14	28:11.246	24.141	6.260	172.6	6	1:59.339	174.7
4	85	Thibaut Bossy		CHA	2	HERRERO RACING		Inter C	14	28:12.364	25.259	1.118	172.5	5	1:59.110	175.0
5	2	Florian Coruble		CHA	4	CHAZEL TECHNOLOGIE		Inter C	14	28:32.931	45.826	20.567	170.4	12	1:59.088	175.1
6	36	Sami Dhahri		JUN	4	VPS RACING		Inter C	14	28:40.632	53.527	7.701	169.6	11	1:59.562	174.4
7	18	Pierre Macchi		GEN	2	SCHUMACHER CLRT		Inter C	14	28:44.564	57.459	3.932	169.2	10	2:01.375	171.8
8	23	Laurent Richard		GEN	4	HERRERO RACING		Inter C	14	28:50.159	1:03.054	5.595	168.7	12	2:01.364	171.8
9	63	Pierre-Laurent Figuiere		CHA	5	CHAZEL TECHNOLOGIE		Inter C	13	27:50.333	1 Lap	1 Lap	162.3	11	2:01.541	171.5
Not classified: (Requirements: 75% of number laps of leader = 11 Laps)																
9	Philippe Bourgois		GEN	6	RACE CARS		Inter C	6	13:12.674	8 Laps	7 Laps	157.8	4	2:02.065	170.8	

Inter D																
Clas	Nº	Driver	Nat	Cat	Clas	Team	Nat	Level	Laps	Total Time	Gap	Interval	Km/h	Best	Time	Km/h
1	38	Charles Roussanne		JUN	2	VPS RACING		Inter D	14	27:56.039			174.2	6	1:58.270	176.3
2	8	Lukas Papin		JUN	3	SCHUMACHER CLRT		Inter D	14	27:56.389	0.350	0.350	174.1	11	1:58.204	176.4
3	7	Franc Rouxel		GEN	5	HERRERO RACING		Inter D	14	29:06.385	1:10.346	1:09.996	167.1	13	2:01.502	171.6
4	37	Filippo Barberi		JUN	5	VPS RACING		Inter D	13	28:27.149	1 Lap	1 Lap	158.8	3	2:00.949	172.4

Inter																
Clas	Nº	Driver	Nat	Cat	Clas	Team	Nat	Level	Laps	Total Time	Gap	Interval	Km/h	Best	Time	Km/h
1	3	Gosia Rdest		CHA	3	CHAZEL TECHNOLOGIE		Inter	14	28:25.956			171.1	8	1:59.993	173.8

NCC																
Clas	Nº	Driver	Nat	Cat	Clas	Team	Nat	Level	Laps	Total Time	Gap	Interval	Km/h	Best	Time	Km/h
1	123	Frédéric De Brabant		GEN	1	CHAZEL TECHNOLOGIE		NCC	14	28:42.661			169.4	13	2:01.718	171.3
2	77	Alain Jacono		GEN	3	CHAZEL TECHNOLOGIE		NCC	14	28:49.734	7.073	7.073	168.7	9	2:01.347	171.8

Fastest lap Léo Jousset in 1:58.104 at 176.5 Km/h in lap 13

Published at:.....

Track Temp: 24.5 °C Air Temp: 22.4 °C Humidity: 68 % Track Status: WET

Race Director:	Timekeeper: Luis Garcia JOB-2654-ESP/M
-----------------------	---





Autodromo Nazionale Monza

Alpine Elf Cup Series

Race - 2

Provisional Classification by Driver Fastest Lap

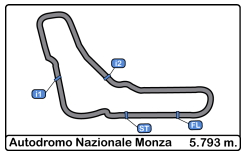


Cl	N°	Entrant/Team	Nat	Level	Driver	Nat	Cat	Cl	Laps	Best	Time	Gap	Interval	Km/h
1	4	RACE CARS CONSULTING		Inter C	Léo Jousset		JUN	1	14	13	1:58.104			176.5
2	8	SCHUMACHER CLRT		Inter D	Lukas Papin		JUN	2	14	11	1:58.204	0.100	0.100	176.4
3	38	VPS RACING		Inter D	Charles Roussanne		JUN	3	14	6	1:58.270	0.166	0.066	176.3
4	2	HAZEL TECHNOLOGIE COURSE		Inter C	Florian Coruble		CHA	1	14	12	1:59.088	0.984	0.818	175.1
5	85	HERRERO RACING		Inter C	Thibaut Bossy		CHA	2	14	5	1:59.110	1.006	0.022	175.0
6	10	HAZEL TECHNOLOGIE JU		Inter C	Romain Monti		PRO	1	14	7	1:59.210	1.106	0.100	174.9
7	31	RACE CARS CONSULTING		Inter C	Louis Meric		CHA	3	14	6	1:59.339	1.235	0.129	174.7
8	36	VPS RACING		Inter C	Sami Dhahri		JUN	4	14	11	1:59.562	1.458	0.223	174.4
9	3	HAZEL TECHNOLOGIE JU		Inter	Gosia Rdest		CHA	4	14	8	1:59.993	1.889	0.431	173.8
10	37	VPS RACING		Inter D	Filippo Barberi		JUN	5	13	3	2:00.949	2.845	0.956	172.4
11	77	HAZEL TECHNOLOGIE CO		NCC	Alain Jacono		GEN	1	14	9	2:01.347	3.243	0.398	171.8
12	23	HERRERO RACING		Inter C	Laurent Richard		GEN	2	14	12	2:01.364	3.260	0.017	171.8
13	18	SCHUMACHER CLRT		Inter C	Pierre Macchi		GEN	3	14	10	2:01.375	3.271	0.011	171.8
14	7	HERRERO RACING		Inter D	Franc Rouxel		GEN	4	14	13	2:01.502	3.398	0.127	171.6
15	63	HAZEL TECHNOLOGIE CO		Inter C	Pierre-Laurent Figueie		CHA	5	13	11	2:01.541	3.437	0.039	171.5
16	123	HAZEL TECHNOLOGIE CO		NCC	Frédéric De Brabant		GEN	5	14	13	2:01.718	3.614	0.177	171.3
17	9	RACE CARS CONSULTING		Inter C	Philippe Bourgois		GEN	6	6	4	2:02.065	3.961	0.347	170.8



Alpine Mobility





Autodromo Nazionale Monza

Alpine Elf Cup Series

Race - 2

Distance and Speed Average




Autodromo Nazionale Monza 5.793 m.

Clas	Nº	Driver	Nat	Cat	Clas	Team	Nat	Level	Laps	Distance	Total Time	Km/h
1	4	Léo Jousset	FRA	JUN	1	RACE CARS	FRA	Inter C	14	81.10	27:47.105	175.1
2	38	Charles Roussanne	FRA	JUN	2	VPS RACING	FRA	Inter D	14	81.10	27:56.039	174.2
3	8	Lukas Papin	FRA	JUN	3	SCHUMACHER CLRT	FRA	Inter D	14	81.10	27:56.389	174.1
4	10	Romain Monti	FRA	PRO	1	CHAZEL TECHNOLOGIE	FRA	Inter C	14	81.10	28:04.986	173.2
5	31	Louis Meric	FRA	CHA	1	RACE CARS	FRA	Inter C	14	81.10	28:11.246	172.6
6	85	Thibaut Bossy	FRA	CHA	2	HERRERO RACING	FRA	Inter C	14	81.10	28:12.364	172.5
7	3	Gosia Rdest	POL	CHA	3	CHAZEL TECHNOLOGIE	FRA	Inter	14	81.10	28:25.956	171.1
8	2	Florian Coruble	FRA	CHA	4	CHAZEL TECHNOLOGIE	FRA	Inter C	14	81.10	28:32.931	170.4
9	36	Sami Dhahri	FRA	JUN	4	VPS RACING	FRA	Inter C	14	81.10	28:40.632	169.6
10	123	Frédéric De Brabant	FRA	GEN	1	CHAZEL TECHNOLOGIE	FRA	NCC	14	81.10	28:42.661	169.4
11	18	Pierre Macchi	FRA	GEN	2	SCHUMACHER CLRT	FRA	Inter C	14	81.10	28:44.564	169.2
12	77	Alain Jacono	FRA	GEN	3	CHAZEL TECHNOLOGIE	FRA	NCC	14	81.10	28:49.734	168.7
13	23	Laurent Richard	FRA	GEN	4	HERRERO RACING	FRA	Inter C	14	81.10	28:50.159	168.7
14	7	Franc Rouxel	FRA	GEN	5	HERRERO RACING	FRA	Inter D	14	81.10	29:06.385	167.1
15	63	Pierre-Laurent Figuiere	FRA	CHA	5	CHAZEL TECHNOLOGIE	FRA	Inter C	13	75.30	27:50.333	162.3
16	37	Filippo Barberi	FRA	JUN	5	VPS RACING	FRA	Inter D	13	75.30	28:27.149	158.8
17	9	Philippe Bourgois	BEL	GEN	6	RACE CARS	FRA	Inter C	6	34.75	13:12.674	157.8



Alpine Mobility





Autodromo Nazionale Monza
Alpine Elf Cup Series
Race - 2
Lap Analysis



2 Florian Coruble Inter C **7** Franc Rouxel Inter D

CHA							CHAZEL TECHNOLOGIE					GEN		HERRERO RACING				
Lap	D	Time	Sector 1	Sector 2	Sector 3	T. Spd	Elapsed	Lap	D	Time	Sector 1	Sector 2	Sector 3	T. Spd	Elapsed			
1		2:07.356	44.565	41.104	41.687	222.6	2:07.356	1		2:29.024	1:02.925	42.935	43.164	203.0	2:29.024			
2		2:00.488	38.547	40.894	41.047	247.7	4:07.844	2		2:04.206	39.009	42.511	42.686	238.9	4:33.230			
3		2:00.001	38.000	40.850	41.151	250.0	6:07.845	3		2:03.991	39.175	42.151	42.665	237.8	6:37.221			
4		1:59.670	38.239	40.662	40.769	243.2	8:07.515	4		2:03.518	38.832	42.019	42.667	243.2	8:40.739			
5		1:59.093	37.980	40.414	40.699	248.8	10:06.608	5		2:03.385	38.685	41.929	42.771	241.6	10:44.124			
6		2:00.246	38.123	40.556	41.567	247.7	12:06.854	6		2:03.816	39.062	42.074	42.680	241.0	12:47.940			
7		1:59.838	38.056	40.714	41.068	249.4	14:06.692	7		2:02.865	38.583	41.857	42.425	243.2	14:50.805			
8		2:01.936	38.725	42.344	40.867	251.1	16:08.628	8		2:03.542	38.872	42.034	42.636	243.2	16:54.347			
9		2:00.335	38.111	41.034	41.190	250.5	18:08.963	9		2:02.514	38.765	41.482	42.267	242.6	18:56.861			
10		1:59.572	37.989	40.664	40.919	250.0	20:08.535	10		2:02.011	38.693	41.327	41.991	241.0	20:58.872			
11		1:59.627	38.208	40.405	41.014	251.1	22:08.162	11		2:01.951	38.477	41.374	42.100	242.6	23:00.823			
12		1:59.088	38.101	40.198	40.789	246.5	24:07.250	12		2:01.958	38.552	41.117	42.289	243.7	25:02.781			
13		1:59.312	37.864	40.636	40.812	250.5	26:06.562	13		2:01.502	38.537	41.074	41.891	243.2	27:04.283			
14		2:26.369	38.072	40.471	1:07.826	252.9	28:32.931	14		2:02.102	38.631	41.146	42.325	244.3	29:06.385			


3 Gosia Rdest Inter **8** Lukas Papin Inter D

CHA							CHAZEL TECHNOLOGIE JUNIOR					JUN		SCHUMACHER CLRT				
Lap	D	Time	Sector 1	Sector 2	Sector 3	T. Spd	Elapsed	Lap	D	Time	Sector 1	Sector 2	Sector 3	T. Spd	Elapsed			
1		2:12.677	47.628	42.706	42.343	204.5	2:12.677	1		2:07.145	44.266	41.197	41.682	216.0	2:07.145			
2		2:03.403	38.750	42.031	42.622	237.8	4:16.080	2		1:59.922	38.454	40.564	40.904	244.8	4:07.067			
3		2:00.951	38.359	40.797	41.795	244.3	6:17.031	3		1:59.229	38.119	40.182	40.928	244.8	6:06.296			
4		2:00.913	38.620	40.935	41.358	243.2	8:17.944	4		1:58.988	38.014	40.281	40.693	244.8	8:05.284			
5		2:00.288	38.505	40.581	41.202	243.2	10:18.232	5		1:58.904	37.939	40.294	40.671	245.4	10:04.188			
6		2:00.349	38.418	40.697	41.234	243.2	12:18.581	6		1:58.755	37.764	40.161	40.830	245.4	12:02.943			
7		2:00.356	38.644	40.579	41.133	242.6	14:18.937	7		1:59.830	37.925	40.409	41.496	245.4	14:02.773			
8		1:59.993	38.435	40.483	41.075	243.2	16:18.930	8		1:58.817	37.719	40.469	40.629	246.5	16:01.590			
9		2:00.729	38.484	40.897	41.348	242.6	18:19.659	9		1:58.736	37.905	40.024	40.807	244.3	18:00.326			
10		2:00.385	38.561	40.476	41.348	242.6	20:20.044	10		1:58.927	37.774	40.465	40.688	238.4	19:59.253			
11		2:00.198	38.324	40.680	41.194	242.1	22:20.242	11		1:58.204	37.680	40.095	40.429	251.1	21:57.457			
12		2:00.468	38.264	40.861	41.343	244.3	24:20.710	12		1:59.503	38.027	40.776	40.700	249.4	23:56.960			
13		2:00.185	38.430	40.774	40.981	241.6	26:20.895	13		1:59.637	37.499	40.763	41.375	249.4	25:56.597			
14		2:05.061	38.214	41.481	45.366	242.6	28:25.956	14		1:59.792	38.131	41.107	40.554	250.0	27:56.389			

4 Léo Jousset Inter C **9** Philippe Bourgois Inter C

JUN							RACE CARS CONSULTING					GEN		RACE CARS CONSULTING				
Lap	D	Time	Sector 1	Sector 2	Sector 3	T. Spd	Elapsed	Lap	D	Time	Sector 1	Sector 2	Sector 3	T. Spd	Elapsed			
1		2:04.851	43.516	40.485	40.850	219.0	2:04.851	1		2:13.117	47.672	42.980	42.465	220.4	2:13.117			
2		1:59.394	38.011	40.391	40.992	244.3	4:04.245	2		2:04.619	39.169	41.596	43.854	244.8	4:17.736			
3		1:58.915	38.103	40.214	40.598	244.3	6:03.160	3		2:02.626	38.752	41.609	42.265	243.2	6:20.362			
4		1:58.787	37.907	40.238	40.642	244.8	8:01.947	4		2:02.065	38.738	41.490	41.837	242.6	8:22.427			
5		1:58.603	37.869	40.099	40.635	244.8	10:00.550	5		2:12.015 P	38.347	41.437	52.231	243.2	10:34.442			
6		1:58.376	37.777	40.016	40.583	244.8	11:58.926	6		2:38.232 P	1:04.360	42.096	51.776	181.2	13:12.674			
7		1:58.625	37.857	40.147	40.621	244.8	13:57.551											
8		1:58.391	37.755	40.128	40.508	244.8	15:55.942											
9		1:58.564	37.815	40.038	40.711	244.8	17:54.506											
10		1:58.618	37.947	40.119	40.552	245.4	19:53.124											
11		1:58.477	37.840	40.019	40.618	244.8	21:51.601											
12		1:58.390	37.944	39.998	40.448	246.0	23:49.991											
13		1:58.104	37.728	39.682	40.694	247.1	25:48.095											
14		1:59.010	37.977	40.190	40.843	246.0	27:47.105											





Autodromo Nazionale Monza

Alpine Elf Cup Series

Race - 2

Lap Analysis



10 Romain Monti Inter C **31** Louis Meric Inter C

PRO							CHAZEL TECHNOLOGIE JUNIOR			CHA			RACE CARS CONSULTING			
Lap	D	Time	Sector 1	Sector 2	Sector 3	T. Spd	Elapsed	Lap	D	Time	Sector 1	Sector 2	Sector 3	T. Spd	Elapsed	
1		2:07.779	44.911	41.461	41.407	204.1	2:07.779	1		2:07.213	44.106	41.248	41.859	214.2	2:07.213	
2		2:01.434	39.063	41.432	40.939	248.8	4:09.213	2		2:00.870	38.911	40.836	41.123	240.5	4:08.083	
3		1:59.933	38.054	40.803	41.076	248.8	6:09.146	3		2:00.156	38.015	40.729	41.412	246.5	6:08.239	
4		1:59.610	37.985	40.828	40.797	249.4	8:08.756	4		2:00.303	38.289	41.124	40.890	245.4	8:08.542	
5		1:59.571	38.216	40.648	40.707	251.1	10:08.327	5		2:00.207	38.472	40.947	40.788	247.1	10:08.749	
6		1:59.289	38.151	40.389	40.749	247.1	12:07.616	6		1:59.339	38.104	40.500	40.735	240.5	12:08.088	
7		1:59.210	37.877	40.655	40.678	248.2	14:06.826	7		1:59.980	37.886	40.912	41.182	248.8	14:08.068	
8		2:01.157	38.744	41.529	40.884	247.1	16:07.983	8		2:00.220	38.160	41.320	40.740	246.0	16:08.288	
9		1:59.826	38.162	40.661	41.003	248.2	18:07.809	9		2:00.160	38.367	40.859	40.934	244.3	18:08.448	
10		1:59.348	38.282	40.439	40.627	242.1	20:07.157	10		1:59.889	38.089	40.770	41.030	247.1	20:08.337	
11		1:59.443	38.004	40.643	40.796	244.8	22:06.600	11		2:00.076	38.683	40.603	40.790	245.4	22:08.413	
12		1:59.812	38.327	40.594	40.891	242.6	24:06.412	12		2:00.421	38.354	40.921	41.146	241.6	24:08.834	
13		1:59.246	38.099	40.383	40.764	242.6	26:05.658	13		2:00.060	38.181	40.833	41.046	246.0	26:08.894	
14		1:59.328	38.151	40.466	40.711	243.2	28:04.986	14		2:02.352	38.314	40.823	43.215	246.0	28:11.246	

18 Pierre Macchi Inter C **36** Sami Dhahri Inter C

GEN							SCHUMACHER CLRT			JUN			VPS RACING			
Lap	D	Time	Sector 1	Sector 2	Sector 3	T. Spd	Elapsed	Lap	D	Time	Sector 1	Sector 2	Sector 3	T. Spd	Elapsed	
1		2:14.654	47.887	43.628	43.139	207.6	2:14.654	1		2:29.189	1:03.585	43.143	42.461	216.4	2:29.189	
2		2:04.283	38.955	42.730	42.598	237.3	4:18.937	2		2:02.037	38.523	41.440	42.074	246.0	4:31.226	
3		2:02.979	38.555	42.176	42.248	244.3	6:21.916	3		2:01.290	38.473	41.063	41.754	243.2	6:32.516	
4		2:02.111	38.335	41.821	41.955	250.5	8:24.027	4		2:00.936	38.290	41.120	41.526	245.4	8:33.452	
5		2:02.905	38.310	41.392	43.203	251.1	10:26.932	5		2:00.663	38.276	41.029	41.358	245.4	10:34.115	
6		2:03.210	39.028	42.048	42.134	250.5	12:30.142	6		2:00.485	37.997	40.311	42.177	246.0	12:34.600	
7		2:01.808	38.818	41.075	41.915	237.3	14:31.950	7		1:59.805	38.156	40.563	41.086	245.4	14:34.405	
8		2:01.605	38.511	41.419	41.675	243.2	16:33.555	8		2:01.895	38.080	41.895	41.920	247.1	16:36.300	
9		2:01.739	38.582	41.414	41.743	244.3	18:35.294	9		2:00.144	38.290	40.604	41.250	244.3	18:36.444	
10		2:01.375	38.551	41.281	41.543	244.8	20:36.669	10		2:00.406	38.334	40.674	41.398	248.2	20:36.850	
11		2:02.010	38.859	41.429	41.722	243.2	22:38.679	11		1:59.562	38.119	40.384	41.059	244.3	22:36.412	
12		2:01.830	38.775	41.167	41.888	243.2	24:40.509	12		2:01.989	38.194	41.474	42.321	247.7	24:38.401	
13		2:01.996	38.653	41.406	41.937	243.2	26:42.505	13		2:00.544	38.250	40.635	41.659	242.1	26:38.945	
14		2:02.059	38.717	41.465	41.877	243.7	28:44.564	14		2:01.687	38.351	40.717	42.619	243.7	28:40.632	

23 Laurent Richard Inter C **37** Filippo Barberi Inter D

GEN							HERRERO RACING			JUN			VPS RACING			
Lap	D	Time	Sector 1	Sector 2	Sector 3	T. Spd	Elapsed	Lap	D	Time	Sector 1	Sector 2	Sector 3	T. Spd	Elapsed	
1		2:12.942	47.314	42.755	42.873	215.5	2:12.942	1		2:14.521	49.044	43.127	42.350	197.0	2:14.521	
2		2:09.216	39.419	47.267	42.530	234.2	4:22.158	2		2:02.015	38.543	41.650	41.822	239.4	4:16.536	
3		2:03.945	38.679	42.358	42.908	244.3	6:26.103	3		2:00.949	38.135	41.214	41.600	240.0	6:17.485	
4		2:02.874	38.815	41.699	42.360	242.6	8:28.977	4		2:03.113	39.402	42.097	41.614	232.7	8:20.598	
5		2:02.662	38.760	41.669	42.233	243.2	10:31.639	5		2:05.750	39.463	41.652	44.635	246.5	10:26.348	
6		2:03.293	38.530	41.597	43.166	243.7	12:34.932	6		2:18.473 P	41.220	43.214	54.039	241.0	12:44.821	
7		2:02.342	38.450	41.609	42.283	232.2	14:37.274	7		3:18.416	1:54.294	42.928	41.194	161.6	16:03.237	
8		2:02.091	38.733	41.443	41.915	243.7	16:39.365	8		2:01.847	38.844	41.544	41.459	244.8	18:05.084	
9		2:01.976	38.750	41.419	41.807	243.7	18:41.341	9		2:01.775	38.795	41.649	41.331	241.6	20:06.859	
10		2:01.476	38.506	41.311	41.659	244.3	20:42.817	10		2:10.739	40.770	41.048	48.921	165.3	22:17.598	
11		2:02.186	38.975	41.550	41.661	244.3	22:45.003	11		2:04.683	39.972	42.799	41.912	231.7	24:22.281	
12		2:01.364	38.915	41.025	41.424	241.6	24:46.367	12		2:02.519	38.761	41.604	42.154	241.0	26:24.800	
13		2:02.257	38.413	41.884	41.960	245.4	26:48.624	13		2:02.349	38.946	41.760	41.643	243.2	28:27.149	
14		2:01.535	38.529	41.387	41.619	244.8	28:50.159									





Autodromo Nazionale Monza
Alpine Elf Cup Series
Race - 2
Lap Analysis



38 Charles Roussanne Inter D **85** Thibaut Bossy Inter C

JUN VPS RACING CHA HERRERO RACING

Lap D	Time	Sector 1	Sector 2	Sector 3	T. Spd	Elapsed	Lap D	Time	Sector 1	Sector 2	Sector 3	T. Spd	Elapsed
1	2:07.347	44.557	41.298	41.492	216.0	2:07.347	1	2:08.009	45.294	41.232	41.483	210.1	2:08.009
2	2:00.886	39.285	40.428	41.173	241.6	4:08.233	2	2:00.694	38.819	40.923	40.952	234.7	4:08.703
3	1:59.806	38.206	40.489	41.111	248.8	6:08.039	3	1:59.921	37.874	41.077	40.970	247.7	6:08.624
4	1:58.789	37.946	40.149	40.694	249.4	8:06.828	4	1:59.361	38.010	40.673	40.678	250.0	8:07.985
5	1:58.637	38.218	39.991	40.428	247.1	10:05.465	5	1:59.110	38.064	40.360	40.686	248.2	10:07.095
6	1:58.270	37.894	39.832	40.544	247.7	12:03.735	6	1:59.498	37.948	40.322	41.228	248.2	12:06.593
7	1:58.956	37.683	39.984	41.289	250.0	14:02.691	7	1:59.782	38.223	40.635	40.924	244.3	14:06.375
8	1:58.592	37.567	40.315	40.710	254.1	16:01.283	8	2:01.353	38.920	41.459	40.974	244.3	16:07.728
9	1:58.808	37.893	40.134	40.781	246.0	18:00.091	9	2:00.372	38.289	40.999	41.084	244.8	18:08.100
10	1:58.760	37.896	40.105	40.759	250.0	19:58.851	10	1:59.553	38.219	40.528	40.806	251.7	20:07.653
11	1:58.414	37.817	39.957	40.640	246.0	21:57.265	11	1:59.311	37.970	40.341	41.000	250.5	22:06.964
12	1:59.261	38.108	40.651	40.502	246.5	23:56.526	12	1:59.863	38.071	40.587	41.205	237.8	24:06.827
13	1:59.773	37.777	40.826	41.170	245.4	25:56.299	13	1:59.487	38.136	40.520	40.831	240.5	26:06.314
14	1:59.740	38.484	40.678	40.578	246.0	27:56.039	14	2:06.050	38.169	40.469	47.412	250.0	28:12.364

63 Pierre-Laurent Figuiere Inter C **123** Frédéric De Brabant Inter C

CHA CHAZEL TECHNOLOGIE GEN CHAZEL TECHNOLOGIE

Lap D	Time	Sector 1	Sector 2	Sector 3	T. Spd	Elapsed	Lap D	Time	Sector 1	Sector 2	Sector 3	T. Spd	Elapsed
1	2:11.930	46.491	42.357	43.082	204.1	2:11.930	1	2:11.829	46.704	42.551	42.574	213.4	2:11.829
2	2:06.173	39.230	42.142	44.801	233.2	4:18.103	2	2:02.724	38.904	41.823	41.997	243.7	4:14.553
3	2:03.108	38.658	42.133	42.317	235.8	6:21.211	3	2:02.738	38.825	41.648	42.265	242.6	6:17.291
4	2:02.028	38.472	41.541	42.015	247.1	8:23.239	4	2:03.150	39.502	41.828	41.820	243.2	8:20.441
5	2:03.420	38.280	41.678	43.462	247.7	10:26.659	5	2:02.298	39.430	41.240	41.628	246.0	10:22.739
6	2:03.501	39.087	41.757	42.657	247.7	12:30.160	6	2:01.965	38.818	41.399	41.748	243.2	12:24.704
7	2:10.129 P	39.459	41.528	49.142	225.0	14:40.289	7	2:02.526	38.647	41.833	42.046	242.6	14:27.230
8	2:27.583	1:03.386	42.009	42.188	183.9	17:07.872	8	2:02.203	38.632	41.523	42.048	242.1	16:29.433
9	2:09.657 P	38.702	41.402	49.553	241.6	19:17.529	9	2:02.562	38.741	41.744	42.077	241.6	18:31.995
10	2:26.945	1:03.415	41.409	42.121	183.6	21:44.474	10	2:01.908	38.481	41.411	42.016	242.1	20:33.903
11	2:01.541	38.593	41.229	41.719	241.0	23:46.015	11	2:01.857	38.686	41.469	41.702	241.0	22:35.760
12	2:02.759	38.671	41.282	42.806	240.0	25:48.774	12	2:03.076	38.647	42.341	42.088	241.6	24:38.836
13	2:01.559	38.219	41.418	41.922	246.0	27:50.333	13	2:01.718	38.324	41.302	42.092	246.0	26:40.554
14							14	2:02.107	38.393	41.404	42.310	244.8	28:42.661

77 Alain Jacono Inter C **NCC**

GEN CHAZEL TECHNOLOGIE

Lap D	Time	Sector 1	Sector 2	Sector 3	T. Spd	Elapsed
1	2:15.568	48.599	44.180	42.789	215.1	2:15.568
2	2:04.563	38.996	43.035	42.532	246.5	4:20.131
3	2:02.573	38.775	41.771	42.027	245.4	6:22.704
4	2:01.525	38.228	41.600	41.697	248.8	8:24.229
5	2:03.188	38.623	42.374	42.191	251.7	10:27.417
6	2:03.280	38.835	42.310	42.135	249.4	12:30.697
7	2:02.960	39.221	42.058	41.681	234.2	14:33.657
8	2:02.989	38.744	41.774	42.471	243.2	16:36.646
9	2:01.347	38.327	41.335	41.685	247.7	18:37.993
10	2:01.779	38.340	41.460	41.979	246.0	20:39.772
11	2:02.045	38.499	41.559	41.987	243.2	22:41.817
12	2:02.512	38.686	41.625	42.201	242.6	24:44.329
13	2:02.292	38.561	41.815	41.916	242.6	26:46.621
14	2:03.113	38.869	41.765	42.479	241.0	28:49.734





Autodromo Nazionale Monza

Alpine Elf Cup Series

Race - 2

Analysis by Lap



Num	Lap Time	Gap
Lap 1		
4	2:04.851	
8	2:07.145	02.294
31	2:07.213	02.362
38	2:07.347	02.496
2	2:07.356	02.505
10	2:07.779	02.928
85	2:08.009	03.158
123	2:11.829	06.978
63	2:11.930	07.079
3	2:12.677	07.826
23	2:12.942	08.091
9	2:13.117	08.266
37	2:14.521	09.670
18	2:14.654	09.803
77	2:15.568	10.717
7	2:29.024	24.173
36	2:29.189	24.338

Num	Lap Time	Gap
Lap 2		
4	1:59.394	
8	1:59.922	02.822
2	2:00.488	03.599
31	2:00.870	03.838
38	2:00.886	03.988
85	2:00.694	04.458
10	2:01.434	04.968
123	2:02.724	10.308
3	2:03.403	11.835
37	2:02.015	12.291
9	2:04.619	13.491
63	2:06.173	13.858
18	2:04.283	14.692
77	2:04.563	15.886
23	2:09.216	17.913
36	2:02.037	26.981
7	2:04.206	28.985

Num	Lap Time	Gap
Lap 3		
4	1:58.915	
8	1:59.229	03.136
2	2:00.001	04.685
38	1:59.806	04.879
31	2:00.156	05.079
85	1:59.921	05.464
10	1:59.933	05.986
3	2:00.951	13.871
123	2:02.738	14.131
37	2:00.949	14.325
9	2:02.626	17.202
63	2:03.108	18.051
18	2:02.979	18.756
77	2:02.573	19.544
23	2:03.945	22.943
36	2:01.290	29.356
7	2:03.991	34.061

Num	Lap Time	Gap
Lap 4		
4	1:58.787	
8	1:58.988	03.337
38	1:58.789	04.881
2	1:59.670	05.568
85	1:59.361	06.038
31	2:00.303	06.595
10	1:59.610	06.809
3	2:00.913	15.997
123	2:03.150	18.494
37	2:03.113	18.651
9	2:02.065	20.480
63	2:02.028	21.292
18	2:02.111	22.080
77	2:01.525	22.282
23	2:02.874	27.030
36	2:00.936	31.505
7	2:03.518	38.792

Num	Lap Time	Gap
Lap 5		
4	1:58.603	
8	1:58.904	03.638
38	1:58.637	04.915
2	1:59.093	06.058
85	1:59.110	06.545
10	1:59.571	07.777
31	2:00.207	08.199
3	2:00.288	17.682
123	2:02.298	22.189
37	2:05.750	25.798
63	2:03.420	26.109
18	2:02.905	26.382
77	2:03.188	26.867
23	2:02.662	31.089
36	2:00.663	33.565
9	2:12.015	33.892
7	2:03.385	43.574

Num	Lap Time	Gap
Lap 6		
4	1:58.376	
8	1:58.755	04.017
38	1:58.270	04.809
85	1:59.498	07.667
2	2:00.246	07.928
10	1:59.289	08.690
31	1:59.339	09.162
3	2:00.349	19.655
123	2:01.965	25.778
18	2:03.210	31.216
63	2:03.501	31.234
77	2:03.280	31.771
36	2:00.485	35.674
23	2:03.293	36.006
37	2:18.473	45.895
7	2:03.816	49.014
9	2:38.232	1:13.748

Num	Lap Time	Gap
Lap 7		
4	1:58.625	
38	1:58.956	05.140
8	1:59.830	05.222
85	1:59.782	08.824
2	1:59.838	09.141
10	1:59.210	09.275
31	1:59.980	10.517
3	2:00.356	21.386
123	2:02.526	29.679
18	2:01.808	34.399
77	2:02.960	36.106
36	1:59.805	36.854
23	2:02.342	39.723
63	2:10.129	42.738
7	2:02.865	53.254

Num	Lap Time	Gap
Lap 8		
4	1:58.391	
38	1:58.592	05.341
8	1:58.817	05.648
37	3:18.416	1 Lap
85	2:01.353	11.786
10	2:01.157	12.041
31	2:00.220	12.346
2	2:01.936	12.686
3	1:59.993	22.988
123	2:02.203	33.491
18	2:01.605	37.613
36	2:01.895	40.358
77	2:02.989	40.704
23	2:02.091	43.423
7	2:03.542	58.405
63	2:27.583	1:11.930

Num	Lap Time	Gap
Lap 9		
4	1:58.564	
38	1:58.808	05.585
8	1:58.736	05.820
37	2:01.847	1 Lap
10	1:59.826	13.303
85	2:00.372	13.594
31	2:00.160	13.942
2	2:00.335	14.457
3	2:00.729	25.153
123	2:02.562	37.489
18	2:01.739	40.788
36	2:00.144	41.938
77	2:01.347	43.487
23	2:01.976	46.835
7	2:02.514	1:02.355
63	2:09.657	1:23.023

Num	Lap Time	Gap
Lap 10		
4	1:58.618	
38	1:58.760	05.727

Num	Lap Time	Gap
Lap 11		
4	1:58.477	
38	1:58.414	05.664
8	1:58.204	05.856
10	1:59.443	14.999
85	1:59.311	15.363
2	1:59.627	16.561
31	2:00.076	16.812
37	2:10.739	1 Lap
3	2:00.198	28.641
123	2:01.857	44.159
36	1:59.562	44.811
18	2:02.010	47.078
77	2:02.045	50.216
23	2:02.186	53.402
7	2:01.951	1:09.222
63	2:01.541	1:54.414

Num	Lap Time	Gap
Lap 12		
4	1:58.390	
38	1:59.261	06.535
8	1:59.503	06.969
10	1:59.812	16.421
85	1:59.863	16.836
2	1:59.088	17.259
31	2:00.421	18.843
3	2:00.468	30.719
37	2:04.683	1 Lap
36	2:01.989	48.410
123	2:03.076	48.845
18	2:01.830	50.518
77	2:02.512	54.338
23	2:01.364	56.376
7	2:01.958	1:12.790

Num	Lap Time	Gap
Lap 13		
4	1:58.104	
63	2:02.759	1 Lap
38	1:59.773	08.204
8	1:59.637	08.502
10	1:59.246	17.563

Num	Lap Time	Gap
Lap 14		
4	1:59.010	
63	2:01.559	1 Lap
38	1:59.740	08.934
8	1:59.792	09.284
10	1:59.328	17.881
31	2:02.352	24.141
85	2:06.050	25.259
3	2:05.061	38.851
37	2:02.349	1 Lap
2	2:26.369	45.826
36	2:01.687	53.527
123	2:02.107	55.556
18	2:02.059	57.459
77	2:03.113	1:02.629
23	2:01.535	1:03.054
7	2:02.102	1:19.280





Autodromo Nazionale Monza

Alpine Elf Cup Series

Race - 2

Best Sectors Results




Sector - 1			Sector - 2			Sector - 3			Ideal Lap vs Best Lap						
Clas	Nº	Driver	Time	Nº	Driver	Time	Nº	Driver	Time	Clas	Nº	Driver	Ideal Lap	Best Lap	Clas
1	8	Lukas Papin	37.499	4	Léo Jousset	39.682	38	Charles Roussanne	40.428	1	38	Charles Roussanne	1:57.827	1:58.270	3
2	38	Charles Roussanne	37.567	38	Charles Roussanne	39.832	8	Lukas Papin	40.429	2	4	Léo Jousset	1:57.858	1:58.104	1
3	4	Léo Jousset	37.728	8	Lukas Papin	40.024	4	Léo Jousset	40.448	3	8	Lukas Papin	1:57.952	1:58.204	2
4	2	Florian Coruble	37.864	2	Florian Coruble	40.198	10	Romain Monti	40.627	4	2	Florian Coruble	1:58.761	1:59.088	4
5	85	Thibaut Bossy	37.874	36	Sami Dhahri	40.311	85	Thibaut Bossy	40.678	5	85	Thibaut Bossy	1:58.874	1:59.110	5
6	10	Romain Monti	37.877	85	Thibaut Bossy	40.322	2	Florian Coruble	40.699	6	10	Romain Monti	1:58.887	1:59.210	6
7	31	Louis Meric	37.886	10	Romain Monti	40.383	31	Louis Meric	40.735	7	31	Louis Meric	1:59.121	1:59.339	7
8	36	Sami Dhahri	37.997	3	Gosia Rdest	40.476	3	Gosia Rdest	40.981	8	36	Sami Dhahri	1:59.367	1:59.562	8
9	37	Filippo Barberi	38.135	31	Louis Meric	40.500	36	Sami Dhahri	41.059	9	3	Gosia Rdest	1:59.671	1:59.993	9
10	3	Gosia Rdest	38.214	23	Laurent Richard	41.025	37	Filippo Barberi	41.194	10	37	Filippo Barberi	2:00.377	2:00.949	10
11	63	Pierre-Laurent Figuiere	38.219	37	Filippo Barberi	41.048	23	Laurent Richard	41.424	11	23	Laurent Richard	2:00.862	2:01.364	12
12	77	Alain Jacono	38.228	7	Franc Rouxel	41.074	18	Pierre Macchi	41.543	12	18	Pierre Macchi	2:00.928	2:01.375	13
13	18	Pierre Macchi	38.310	18	Pierre Macchi	41.075	123	Frédéric De Brabant	41.628	13	63	Pierre-Laurent Figuiere	2:01.167	2:01.541	15
14	12	Frédéric De Brabant	38.324	63	Pierre-Laurent Figuiere	41.229	77	Alain Jacono	41.681	14	123	Frédéric De Brabant	2:01.192	2:01.718	16
15	9	Philippe Bourgois	38.347	123	Frédéric De Brabant	41.240	63	Pierre-Laurent Figuiere	41.719	15	77	Alain Jacono	2:01.244	2:01.347	11
16	23	Laurent Richard	38.413	77	Alain Jacono	41.335	9	Philippe Bourgois	41.837	16	7	Franc Rouxel	2:01.442	2:01.502	14
17	7	Franc Rouxel	38.477	9	Philippe Bourgois	41.437	7	Franc Rouxel	41.891	17	9	Philippe Bourgois	2:01.621	2:02.065	17



Alpine Mobility





Autodromo Nazionale Monza
Alpine Elf Cup Series
Race - 2
Leader Sequence



N°	Driver	Nat	Cat	Clas	Team	Nat	Level	Start Lap	End Lap	Laps	Total Laps
4	Léo Jousset		JUN		RACE CARS		Inter C	1	14	14	14



Alpine Mobility






Autodromo Nazionale Monza
Alpine Elf Cup Series
Race - 2
Best 5 Lap Times



Cls	N°	Driver	Nat	Cat	Cls	Team	Nat	Level	Best 1		Best 2		Best 3		Best 4		Best 5	
									Time	Lap	Time	Lap	Time	Lap	Time	Lap	Time	Lap
1	4	Léo Jousset	FRA	JUN	1	RACE CARS	FRA	Inter C	1:58.104	13	1:58.376	6	1:58.390	12	1:58.391	8	1:58.477	11
2	8	Lukas Papin	FRA	JUN	2	SCHUMACHER CLRT	FRA	Inter D	1:58.204	11	1:58.736	9	1:58.755	6	1:58.817	8	1:58.904	5
3	38	Charles Roussanne	FRA	JUN	3	VPS RACING	FRA	Inter D	1:58.270	6	1:58.414	11	1:58.592	8	1:58.637	5	1:58.760	10
4	2	Florian Coruble	FRA	CHA	1	CHAZEL TECHNOLOGIE	FRA	Inter C	1:59.088	12	1:59.093	5	1:59.312	13	1:59.572	10	1:59.627	11
5	85	Thibaut Bossy	FRA	CHA	2	HERRERO RACING	FRA	Inter C	1:59.110	5	1:59.311	11	1:59.361	4	1:59.487	13	1:59.498	6
6	10	Romain Monti	FRA	PRO	1	CHAZEL TECHNOLOGIE	FRA	Inter C	1:59.210	7	1:59.246	13	1:59.289	6	1:59.328	14	1:59.348	10
7	31	Louis Meric	FRA	CHA	3	RACE CARS	FRA	Inter C	1:59.339	6	1:59.889	10	1:59.980	7	2:00.060	13	2:00.076	11
8	36	Sami Dhahri	FRA	JUN	4	VPS RACING	FRA	Inter C	1:59.562	11	1:59.805	7	2:00.144	9	2:00.406	10	2:00.485	6
9	3	Gosia Rdest	POL	CHA	4	CHAZEL TECHNOLOGIE	FRA	Inter	1:59.993	8	2:00.185	13	2:00.198	11	2:00.288	5	2:00.349	6
10	37	Filippo Barberi	FRA	JUN	5	VPS RACING	FRA	Inter D	2:00.949	3	2:01.775	9	2:01.847	8	2:02.015	2	2:02.349	13
11	77	Alain Jacono	FRA	GEN	1	CHAZEL TECHNOLOGIE	FRA	NCC	2:01.347	9	2:01.525	4	2:01.779	10	2:02.045	11	2:02.292	13
12	23	Laurent Richard	FRA	GEN	2	HERRERO RACING	FRA	Inter C	2:01.364	12	2:01.476	10	2:01.535	14	2:01.976	9	2:02.091	8
13	18	Pierre Macchi	FRA	GEN	3	SCHUMACHER CLRT	FRA	Inter C	2:01.375	10	2:01.605	8	2:01.739	9	2:01.808	7	2:01.830	12
14	7	Franc Rouxel	FRA	GEN	4	HERRERO RACING	FRA	Inter D	2:01.502	13	2:01.951	11	2:01.958	12	2:02.011	10	2:02.102	14
15	63	Pierre-Laurent Figuiere	FRA	CHA	5	CHAZEL TECHNOLOGIE	FRA	Inter C	2:01.541	11	2:01.559	13	2:02.028	4	2:02.759	12	2:03.108	3
16	123	Frédéric De Brabant	FRA	GEN	5	CHAZEL TECHNOLOGIE	FRA	NCC	2:01.718	13	2:01.857	11	2:01.908	10	2:01.965	6	2:02.107	14
17	9	Philippe Bourgois	BEL	GEN	6	RACE CARS	FRA	Inter C	2:02.065	4	2:02.626	3	2:04.619	2	2:12.015	5	2:13.117	1





Autodromo Nazionale Monza
Alpine Elf Cup Series
Race - 2
Best 5 Top Speeds



Clas	N°	Driver	Nat	Cat	Cls	Team	Nat	Level	Top 1		Top 2		Top 3		Top 4		Top 5		Avg
									Km/h	Lap	Km/h	Lap	Km/h	Lap	Km/h	Lap	Km/h	Lap	
1	38	Charles Roussanne	FRA	JUN	1	VPS RACING	FRA	Inter D	254.1	8	250.0	7	250.0	10	249.4	4	248.8	3	250.4
2	2	Florian Coruble	FRA	CHA	1	CHAZEL TECHNOLOGIE	FRA	Inter C	252.9	14	251.1	8	251.1	11	250.5	9	250.5	13	251.2
3	77	Alain Jacono	FRA	GEN	1	CHAZEL TECHNOLOGIE	FRA	NCC	251.7	5	249.4	6	248.8	4	247.7	9	246.5	2	248.8
4	85	Thibaut Bossy	FRA	CHA	2	HERRERO RACING	FRA	Inter C	251.7	10	250.5	11	250.0	4	250.0	14	248.2	5	250.1
5	8	Lukas Papin	FRA	JUN	2	SCHUMACHER CLRT	FRA	Inter D	251.1	11	250.0	14	249.4	12	249.4	13	246.5	8	249.3
6	10	Romain Monti	FRA	PRO	1	CHAZEL TECHNOLOGIE	FRA	Inter C	251.1	5	249.4	4	248.8	2	248.8	3	248.2	7	249.3
7	18	Pierre Macchi	FRA	GEN	2	SCHUMACHER CLRT	FRA	Inter C	251.1	5	250.5	4	250.5	6	244.8	10	244.3	3	248.3
8	31	Louis Meric	FRA	CHA	3	RACE CARS	FRA	Inter C	248.8	7	247.1	5	247.1	10	246.5	3	246.0	8	247.1
9	36	Sami Dhahri	FRA	JUN	3	VPS RACING	FRA	Inter C	248.2	10	247.7	12	247.1	8	246.0	2	246.0	6	247.0
10	63	Pierre-Laurent Figuiere	FRA	CHA	4	CHAZEL TECHNOLOGIE	FRA	Inter C	247.7	5	247.7	6	247.1	4	246.0	13	241.6	9	246.0
11	4	Léo Jousset	FRA	JUN	4	RACE CARS	FRA	Inter C	247.1	13	246.0	12	246.0	14	245.4	10	244.8	4	245.9
12	37	Filippo Barberi	FRA	JUN	5	VPS RACING	FRA	Inter D	246.5	5	244.8	8	243.2	13	241.6	9	241.0	6	243.4
13	123	Frédéric De Brabant	FRA	GEN	3	CHAZEL TECHNOLOGIE	FRA	NCC	246.0	5	246.0	13	244.8	14	243.7	2	243.2	4	244.7
14	23	Laurent Richard	FRA	GEN	4	HERRERO RACING	FRA	Inter C	245.4	13	244.8	14	244.3	3	244.3	10	244.3	11	244.6
15	9	Philippe Bourgois	BEL	GEN	5	RACE CARS	FRA	Inter C	244.8	2	243.2	3	243.2	5	242.6	4	220.4	1	238.8
16	3	Gosia Rdest	POL	CHA	5	CHAZEL TECHNOLOGIE	FRA	Inter	244.3	3	244.3	12	243.2	4	243.2	5	243.2	6	243.6
17	7	Franc Rouxel	FRA	GEN	6	HERRERO RACING	FRA	Inter D	244.3	14	243.7	12	243.2	4	243.2	7	243.2	8	243.5





Autodromo Nazionale Monza
 Alpine Elf Cup Series
 Race - 2
 Fastest Laps Sequence



Lap	Time of Day	Session Time	N° Driver	Nat	Cat	Team	Nat	Level	Time	Km/h
2	15:47:55.316	4:04.316	4 Léo Jousset		JUN	RACE CARS		Inter C	1:59.394	174.6
3	15:49:54.231	6:03.231	4 Léo Jousset		JUN	RACE CARS		Inter C	1:58.915	175.3
4	15:51:53.018	8:02.018	4 Léo Jousset		JUN	RACE CARS		Inter C	1:58.787	175.5
5	15:53:51.621	10:00.621	4 Léo Jousset		JUN	RACE CARS		Inter C	1:58.603	175.8
6	15:55:49.997	11:58.997	4 Léo Jousset		JUN	RACE CARS		Inter C	1:58.376	176.1
6	15:55:54.806	12:03.806	38 Charles Roussanne		JUN	VPS RACING		Inter D	1:58.270	176.3
11	16:05:48.528	21:57.528	8 Lukas Papin		JUN	SCHUMACHER CLRT		Inter D	1:58.204	176.4
13	16:09:39.166	25:48.166	4 Léo Jousset		JUN	RACE CARS		Inter C	1:58.104	176.5



Alpine Mobility





Autodromo Nazionale Monza

Alpine Elf Cup Series

Race - 2

Event Best Maximum Speed



N°	Driver	Nat	Cat	Clas	Team	Nat	Level	Km/h	Session
38	Charles Roussanne		FRA	JUN 1	VPS RACING		FRA Inter D	254.1	Race - 2
2	Florian Coruble		FRA	CHA 1	HAZEL TECHNOLOGIE		FRA Inter C	252.9	Race - 2
77	Alain Jacono		FRA	GEN 1	HAZEL TECHNOLOGIE		FRA NCC	251.7	Race - 2
85	Thibaut Bossy		FRA	CHA 2	HERRERO RACING		FRA Inter C	251.7	Race - 2
10	Romain Monti		FRA	PRO 1	HAZEL TECHNOLOGIE		FRA Inter C	251.1	Race - 2
18	Pierre Macchi		FRA	GEN 2	SCHUMACHER CLRT		FRA Inter C	251.1	Race - 2
8	Lukas Papin		FRA	JUN 2	SCHUMACHER CLRT		FRA Inter D	251.1	Race - 2
31	Louis Meric		FRA	CHA 3	RACE CARS		FRA Inter C	248.8	Race - 2
36	Sami Dhahri		FRA	JUN 3	VPS RACING		FRA Inter C	248.2	Race - 2
63	Pierre-Laurent Figuiere		FRA	CHA 4	HAZEL TECHNOLOGIE		FRA Inter C	247.7	Race - 2
4	Léo Jousset		FRA	JUN 4	RACE CARS		FRA Inter C	247.1	Race - 2
37	Filippo Barberi		FRA	JUN 5	VPS RACING		FRA Inter D	246.5	Race - 2
123	Frédéric De Brabant		FRA	GEN 3	HAZEL TECHNOLOGIE		FRA NCC	246.0	Race - 2
23	Laurent Richard		FRA	GEN 4	HERRERO RACING		FRA Inter C	245.4	Race - 2
9	Philippe Bourgois		BEL	GEN 5	RACE CARS		FRA Inter C	244.8	Race - 2
3	Gosia Rdest		POL	CHA 5	HAZEL TECHNOLOGIE		FRA Inter	244.3	Race - 2
7	Franc Rouxel		FRA	GEN 6	HERRERO RACING		FRA Inter D	244.3	Race - 2



Alpine Mobility





Autodromo Nazionale Monza

Alpine Elf Cup Series

Race - 2

Lap Chart




LAP

Nr	Pos	Grid	1	2	3	4	5	6	7	8	9	10	11	12	13	14
4	1	4	4	4	4	4	4	4	4	4	4	4	4	4	4	4
38	2	38	8	8	8	8	8	8	38	38	38	38	38	38	38	38
8	3	8	31	2	2	38	38	38	8	8	8	8	8	8	8	8
31	4	31	38	31	38	2	2	85	85	85	10	10	10	10	10	10
2	5	2	2	38	31	85	85	2	2	10	85	85	85	85	85	31
85	6	85	10	85	85	31	10	10	10	31	31	31	2	2	2	85
10	7	10	85	10	10	10	31	31	31	2	2	2	31	31	31	3
36	8	36	123	123	3	3	3	3	3	3	3	3	3	3	3	2
9	9	9	63	3	123	123	123	123	123	123	123	123	123	36	36	36
3	10	3	3	37	37	37	37	18	18	18	18	18	36	123	123	123
123	11	123	23	9	9	9	63	63	77	36	36	36	18	18	18	18
23	12	23	9	63	63	63	18	77	36	77	77	77	77	77	77	77
18	13	18	37	18	18	18	77	36	23	23	23	23	23	23	23	23
37	14	37	18	77	77	77	23	23	63	7	7	7	7	7	7	7
77	15	77	77	23	23	23	36	37	7	63	63	63	63	63	63	63
7	16	7	7	36	36	36	9	7	37	37	37	37	37	37	37	37
63	17	63	36	7	7	7	7	9								




Alpine Mobility



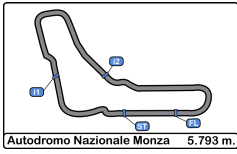


Autodromo Nazionale Monza
 Alpine Elf Cup Series
 Race - 2
 Graphic Lap Chart



Alpine Mobility





Autodromo Nazionale Monza
Alpine Elf Cup Series
Race - 2
Pit Stop Analysis




Autodromo Nazionale Monza 5.793 m.

Or d.	Nr.	In Day Time	Entrant/Team	Nat	Driver 1	Nat	Driver 2	Nat	Level	Cat	In Time	Stop N°	Pit Time	Handicap	Diff.
1	9	15:54:16.882	RACE CARS	FRA	Philippe Bourgois	BEL			Inter C	GEN	10:25.810	1	33.613		
2	37	15:56:29.446	VPS RACING	FRA	Filippo Barberi	FRA			Inter D	JUN	12:38.374	1	1:19.780		
3	63	15:58:24.869	CHAZEL	FRA	Pierre-Laurent Figuiere	FRA			Inter C	CHA	14:33.797	1	31.127		
4	63	16:03:02.031	CHAZEL	FRA	Pierre-Laurent Figuiere	FRA			Inter C	CHA	19:10.959	2	31.241		



Alpine Mobility





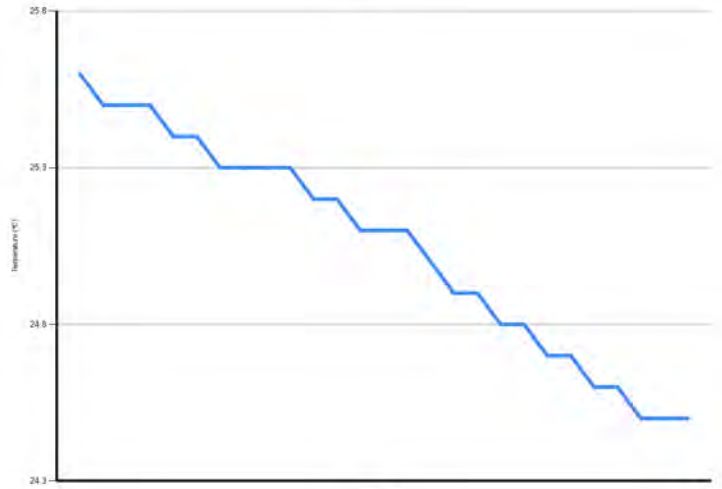
Autodromo Nazionale Monza
Alpine Elf Cup Series
Race - 2
Weather Report



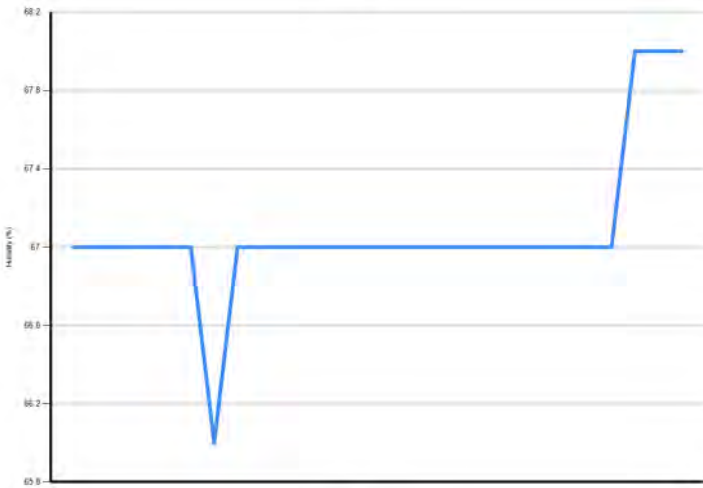
Air Temperature



Track Temperature



Humidity



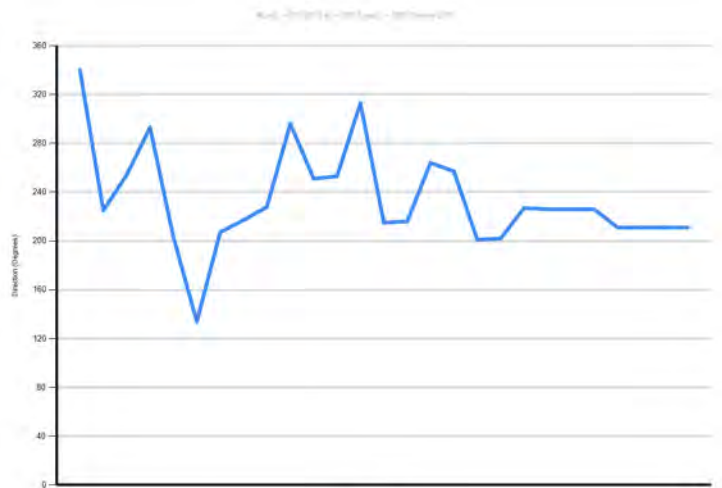
Pressure



Wind Speed



Wind direction





Autodromo Nazionale Monza
Alpine Elf Cup Series
Race - 2
Final Results



Clas	Nº	Driver	Nat	Cat	Clas	Team	Nat	Level	Laps	Total Time	Gap	Interval	Km/h	Best	Time	Km/h
1	4	Léo Jousset	FRA	JUN	1	RACE CARS	FRA	Inter C	14	27:47.105			175.1	13	1:58.104	176.5
2	38	Charles Roussanne	FRA	JUN	2	VPS RACING	FRA	Inter D	14	27:56.039	8.934	8.934	174.2	6	1:58.270	176.3
3	8	Lukas Papin	FRA	JUN	3	SCHUMACHER CLRT	FRA	Inter D	14	27:56.389	9.284	0.350	174.1	11	1:58.204	176.4
4	10	Romain Monti	FRA	PRO	1	CHAZEL TECHNOLOGIE	FRA	Inter C	14	28:04.986	17.881	8.597	173.2	7	1:59.210	174.9
5	31	Louis Meric	FRA	CHA	1	RACE CARS	FRA	Inter C	14	28:11.246	24.141	6.260	172.6	6	1:59.339	174.7
6	85	Thibaut Bossy	FRA	CHA	2	HERRERO RACING	FRA	Inter C	14	28:12.364	25.259	1.118	172.5	5	1:59.110	175.0
7	3	Gosia Rdest	POL	CHA	3	CHAZEL TECHNOLOGIE	FRA	Inter	14	28:25.956	38.851	13.592	171.1	8	1:59.993	173.8
8	36	Sami Dhahri	FRA	JUN	4	VPS RACING	FRA	Inter C	14	28:40.632	53.527	14.676	169.6	11	1:59.562	174.4
9	123	Frédéric De Brabant	FRA	GEN	1	CHAZEL TECHNOLOGIE	FRA	NCC	14	28:42.661	55.556	2.029	169.4	13	2:01.718	171.3
10	18	Pierre Macchi	FRA	GEN	2	SCHUMACHER CLRT	FRA	Inter C	14	28:44.564	57.459	1.903	169.2	10	2:01.375	171.8
11	77	Alain Jacono	FRA	GEN	3	CHAZEL TECHNOLOGIE	FRA	NCC	14	28:49.734	1:02.629	5.170	168.7	9	2:01.347	171.8
12	23	Laurent Richard	FRA	GEN	4	HERRERO RACING	FRA	Inter C	14	28:50.159	1:03.054	0.425	168.7	12	2:01.364	171.8
13	2*	Florian Coruble	FRA	CHA	4	CHAZEL TECHNOLOGIE	FRA	Inter C	14	28:57.931	1:10.826	7.772	167.9	12	1:59.088	175.1
14	7	Franc Rouxel	FRA	GEN	5	HERRERO RACING	FRA	Inter D	14	29:06.385	1:19.280	8.454	167.1	13	2:01.502	171.6
15	63	Pierre-Laurent Figuiere	FRA	CHA	5	CHAZEL TECHNOLOGIE	FRA	Inter C	13	27:50.333	1 Lap	1 Lap	162.3	11	2:01.541	171.5
16	37	Filippo Barberi	FRA	JUN	5	VPS RACING	FRA	Inter D	13	28:27.149	1 Lap	36.816	158.8	3	2:00.949	172.4

Not classified: (Requirements: 75% of number laps of leader = 11 Laps)

9	Philippe Bourgois	BEL	GEN	RACE CARS	FRA	Inter C	6	13:12.674	8 Laps	7 Laps	157.8	4	2:02.065	170.8
---	-------------------	-----	-----	-----------	-----	---------	---	-----------	--------	--------	-------	---	----------	-------

Fastest lap Léo Jousset in 1:58.104 at 176.5 Km/h in lap 13

*** PENALTIES**

CAR #2 - 25 SECONDS PENALTY STEWARDS' DECISION NUMBER 5

Published at:.....

Track Temp: 24.5 °C Air Temp: 22.4 °C Humidity: 68 % Track Status: WET

Stewards:

Timekeeper:

Luis Garcia

JOB-2654-ESP/M



Alpine Mobility

