

Autodromo Nazionale Monza
Clio Cup Series
Race - 1

CLIO CUP

SERIES

Provisional Results

Clas	Nº	Driver	Nat	Cat	Clas	Team	Nat	Group	Laps	Total Time	Gap	Interval	Km/h	Best	Time	Km/h
1	1	David Pouget	FRA			GPA Racing	FRA	CCS	12	28:24.714			146.8	4	2:20.689	148.2
2	13	Alex Lancellotti	ITA	CHA	1	GPA Racing	ITA	ITA	12	28:24.731	0.017	0.017	146.8	11	2:20.779	148.1
3	86	Jack Byrne	IRL	JUN	1	GPA Racing	FRA	CCS	12	28:25.939	1.225	1.208	146.6	9	2:21.244	147.6
4	48 *	Nicolas Milan	FRA			MILAN Competition	FRA	CCS	12	28:30.158	5.444	4.219	146.3	7	2:20.874	148.0
5	5 *	Anthony Jurado	FRA			RANGONI Corse	ITA	CCS / ITA	12	28:31.541	6.827	1.383	146.2	7	2:21.043	147.8
6	60	Leonardo Arduini	ITA	JUN	2	MC Motortecnica	ITA	CCS / ITA	12	28:33.665	8.951	2.124	146.0	2	2:21.999	146.8
7	99	Guillaume Maio	FRA	CHA	2	GM Sport	FRA	CCS	12	28:33.734	9.020	0.069	146.0	8	2:21.957	146.9
8	43	Damiano Puccetti	ITA	JUN	3	RANGONI Corse	ITA	CCS	12	28:34.163	9.449	0.429	145.9	6	2:21.521	147.3
9	53	Nava Nava	ITA	GEN	1	MC Motortecnica	ITA	CCS	12	28:42.386	17.672	8.223	145.2	10	2:22.295	146.5
10	207 *	Cristian Ricciarini	ITA	GEN	2	EsseCorse	ITA	ITA	12	28:43.232	18.518	0.846	145.2	3	2:22.207	146.6
11	22 *	Ludovico Longoni	ITA	CHA	3	MC Motortecnica	ITA	CCS / ITA	12	28:43.440	18.726	0.208	145.2	4	2:22.129	146.7
12	107 *	Lorenzo Van Riet	NLD	CHA	4	RANGONI Corse	ITA	CCS	12	28:45.649	20.935	2.209	145.0	1	2:22.560	146.2
13	11 *	Nikola Miljkovic	SRB	CHA	5	TEMPO Racing	SRB	CCS	12	28:46.242	21.528	0.593	144.9	1	2:19.564	149.4
14	19 *	Gianalberto Coldanis	ITA	CHA	6	MC Motortecnica	ITA	ITA	12	28:47.903	23.189	1.661	144.8	5	2:22.207	146.6
15	21	Stephan Polderman	NLD	GEN	3	AST Competition	ESP	CCS / ITA	12	28:50.958	26.244	3.055	144.5	8	2:21.572	147.3
16	51 *	Francesco Pagano	ITA	JUN	4	ASD SCUDERIA VENANZIO	ITA	ITA	12	28:51.938	27.224	0.980	144.4	7	2:23.431	145.3
17	111	Nikola Tosic	SRB	JUN	5	AKSK Crvena zvezda	SRB	CCS	12	28:52.016	27.302	0.078	144.4	11	2:22.605	146.2
18	121	Stefani Ronnie	ITA	JUN	6	EsseCorse	ITA	ITA	12	28:52.092	27.378	0.076	144.4	10	2:22.417	146.4
19	42	Mariano Alonso	ESP	CHA	7	GPA Racing	FRA	CCS	12	28:52.405	27.691	0.313	144.4	9	2:22.423	146.4
20	84 *	Mattia Lancellotti	ITA	CHA	8	GPA Racing	FRA	ITA	12	28:56.280	31.566	3.875	144.1	9	2:21.156	147.7
21	991	Ben Jenkins	GBR	JUN	7	LDR Performance Tuning	ITA	ITA	12	28:58.109	33.395	1.829	143.9	9	2:22.044	146.8
22	999 *	Horn	FRA	GEN	4	GPA Racing	FRA	CCS / ITA	12	28:58.120	33.406	0.011	143.9	11	2:22.537	146.3
23	372	Andrea Chierichetti	ITA	GEN	5	MC Motortecnica	ITA	ITA	12	28:59.070	34.356	0.950	143.9	11	2:23.323	145.5
24	73	Sandro Cutini	ITA	CHA	9	EsseCorse	ITA	ITA	12	29:02.090	37.376	3.020	143.6	9	2:23.181	145.6
25	90	Emir Sarac	TUR	CHA	10	Uniq Racing	ITA	ITA	12	29:02.850	38.136	0.760	143.5	11	2:23.278	145.5
26	193	Loic Labeda	FRA	CHA	11	GM Sport	FRA	CCS	12	29:04.417	39.703	1.567	143.4	9	2:23.094	145.7
27	7	Mickael Carree	FRA	GEN	6	T2CM	FRA	CCS	12	29:05.013	40.299	0.596	143.4	4	2:23.741	145.0
28	33	Michel Faye	FRA	GEN	7	GM Sport	FRA	CCS	12	29:06.808	42.094	1.795	143.2	11	2:23.082	145.7
29	8	Andrea Cordini	ITA	GEN	8	EsseCorse	ITA	ITA	12	29:08.404	43.690	1.596	143.1	9	2:24.127	144.6
30	555 *	Youssef Gaber	EGY	CHA	12	Uniq Racing	ITA	ITA	12	29:08.939	44.225	0.535	143.0	2	2:23.558	145.2
31	65	Sebastian Gavazza	ITA	JUN	8	Sevenhills Motorsport	ITA	ITA	12	29:10.871	46.157	1.932	142.9	8	2:24.172	144.6
32	165	Rolando Bordacchini	ITA	GEN	9	RANGONI Corse	ITA	ITA	12	29:36.120	1:11.406	25.249	140.9	4	2:25.700	143.1
33	55	Rene Steenmetz	NLD	GEN	10	AST Competition	ESP	CCS	12	29:40.941	1:16.227	4.821	140.5	4	2:25.821	143.0
34	64	Gabriel Alonso	ESP	GEN	11	GPA Racing	FRA	CCS	12	30:07.264	1:42.550	26.323	138.4	11	2:26.252	142.5

Not classified: (Requirements: 75% of number laps of leader = 9 Laps)

12 *	Gabriele Torelli	ITA				RANGONI Corse	ITA	CCS	1	3:18.644	11 Laps	11 Laps	104.9	1	3:13.644	107.6
16	Giacomo Trebbi	ITA	CHA			MC Motortecnica	ITA	ITA	1	3:34.416	11 Laps	15.772	97.2	1	3:34.416	97.2
219	Milan Popovic	SRB	CHA			TEMPO Racing	SRB	CCS	1	3:38.304	11 Laps	3.888	95.5	1	3:38.304	95.5
10	Mauro Polderman	NLD	JUN			AST Competition	ESP	CCS								

Fastest lap Nikola Miljkovic in 2:19.564 at 149.4 Km/h in lap 1

*** PENALTIES**

- STEWARDS DECISION CAR #107 - 5 SECONDS TIME PENALTY ADDED TO RACE TIME - CUTTING T1
- STEWARDS DECISION CARS #12 #999 AND #555 - 5 SECONDS TIME PENALTY ADDED TO RACE TIME - CUTTING T1
- STEWARDS DECISION CAR #84 - 5 SECONDS TIME PENALTY ADDED TO RACE TIME - CUTTING T1
- STEWARDS DECISION CARS #5 #11 #48 #207 - 5 SECONDS TIME PENALTY ADDED TO RACE TIME - CUTTING T1
- STEWARDS DECISION CARS #11 #19 #22 - 5 SECONDS TIME PENALTY ADDED TO RACE TIME - CUTTING T1
- STEWARDS DECISION CAR #51 - 5 SECONDS TIME PENALTY ADDED TO RACE TIME - CUTTING T5 AND GAINING ADVANTAGE
- STEWARDS DECISION CAR #19 - 5 SECONDS TIME PENALTY ADDED TO RACE TIME - CUTTING T9 T10 AND GAINING ADVANTAGE
- STEWARDS DECISION DRIVE THROUGH CAR 84 - FORCING CAR 5 OUTSIDE OF TRACK
- STEWARDS DECISION CAR #11 - 10 SECONDS TIME PENALTY ADDED TO RACE TIME - ABUSING TRACK LIMITS

Published at:.....


Track Temp: 17.7 °C Air Temp: 16.8 °C Humidity: 91 % Track Status: WET

Race Director:

Timekeeper:

Luis Garcia
 JOB-2654-ESP/M





Provisional Results by Category

Table with 16 columns: Clas, Nº, Driver, Nat, Cat, Clas, Team, Nat, Group, Laps, Total Time, Gap, Interval, Km/h, Best, Time, Km/h. Contains race results for drivers like David Pouget, Nicolas Milan, and Anthony Jurado.

CHA

Table with 16 columns: Clas, Nº, Driver, Nat, Cat, Clas, Team, Nat, Group, Laps, Total Time, Gap, Interval, Km/h, Best, Time, Km/h. Contains race results for drivers like Alex Lancellotti, Guillaume Maio, and Ludovico Longoni.

JUN

Table with 16 columns: Clas, Nº, Driver, Nat, Cat, Clas, Team, Nat, Group, Laps, Total Time, Gap, Interval, Km/h, Best, Time, Km/h. Contains race results for drivers like Jack Byrne, Leonardo Arduini, and Damiano Puccetti.

GEN

Table with 16 columns: Clas, Nº, Driver, Nat, Cat, Clas, Team, Nat, Group, Laps, Total Time, Gap, Interval, Km/h, Best, Time, Km/h. Contains race results for drivers like Nava Nava, Cristian Ricciarini, and Stephan Polderman.

Fastest lap Nikola Miljkovic in 2:19.564 at 149.4 Km/h in lap 1

* PENALTIES

STEWARDS DECISION CAR #107 - 5 SECONDS TIME PENALTY ADDED TO RACE TIME - CUTTING T1

Published at:.....

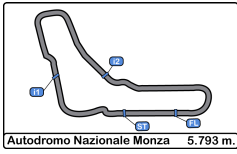
Track Temp: 17.7 °C Air Temp: 16.8 °C Humidity: 91 % Track Status: WET

Race Director:

Timekeeper:

Luis Garcia
JOB-2654-ESP/M





Autodromo Nazionale Monza

Clio Cup Series

Race - 1

CLIO CUP SERIES

Provisional Results by Category

STEWARDS DECISION CARS #12 #999 AND #555 - 5 SECONDS TIME PENALTY ADDED TO RACE TIME - CUTTING T1

STEWARDS DECISION CAR #84 - 5 SECONDS TIME PENALTY ADDED TO RACE TIME - CUTTING T1

STEWARDS DECISION CARS #5 #11 #48 #207 - 5 SECONDS TIME PENALTY ADDED TO RACE TIME - CUTTING T1

STEWARDS DECISION CARS #11 #19 #22 - 5 SECONDS TIME PENALTY ADDED TO RACE TIME - CUTTING T1

STEWARDS DECISION CAR #51 - 5 SECONDS TIME PENALTY ADDED TO RACE TIME - CUTTING T5 AND GAINING ADVANTAGE

STEWARDS DECISION CAR #19 - 5 SECONDS TIME PENALTY ADDED TO RACE TIME - CUTTING T9 T10 AND GAINING ADVANTAGE

STEWARDS DECISION DRIVE THROUGH CAR 84 - FORCING CAR 5 OUTSIDE OF TRACK


STEWARDS DECISION CAR #11 - 10 SECONDS TIME PENALTY ADDED TO RACE TIME - ABUSING TRACK LIMITS

Published at:.....

Track Temp: 17.7 °C Air Temp: 16.8 °C Humidity: 91 % Track Status: WET


Race Director:

Timekeeper:


Luis Garcia

JOB-2654-ESP/M





Autodromo Nazionale Monza
Clio Cup Series
Race - 1

CLIO CUP
SERIES

Provisional Results by Class

Clas	Nº	Driver	Nat	Cat	Clas	Team	Nat	Group	Laps	Total Time	Gap	Interval	Km/h	Best	Time	Km/h
1	1	David Pouget	FRA			GPA Racing	FRA	CCS	12	28:24.714			146.8	4	2:20.689	148.2
2	86	Jack Byrne	IRL	JUN	1	GPA Racing	FRA	CCS	12	28:25.939	1.225	1.225	146.6	9	2:21.244	147.6
3	48 *	Nicolas Milan	FRA			MILAN Competition	FRA	CCS	12	28:30.158	5.444	4.219	146.3	7	2:20.874	148.0
4	99	Guillaume Maio	FRA	CHA	2	GM Sport	FRA	CCS	12	28:33.734	9.020	3.576	146.0	8	2:21.957	146.9
5	43	Damiano Puccetti	ITA	JUN	3	RANGONI Corse	ITA	CCS	12	28:34.163	9.449	0.429	145.9	6	2:21.521	147.3
6	53	Nava Nava	ITA	GEN	1	MC Motor Tecnica	ITA	CCS	12	28:42.386	17.672	8.223	145.2	10	2:22.295	146.5
7	107 *	Lorenzo Van Riet	NLD	CHA	4	RANGONI Corse	ITA	CCS	12	28:45.649	20.935	3.263	145.0	1	2:22.560	146.2
8	11 *	Nikola Miljkovic	SRB	CHA	5	TEMPO Racing	SRB	CCS	12	28:46.242	21.528	0.593	144.9	1	2:19.564	149.4
9	111	Nikola Tosic	SRB	JUN	5	AKSK Crvena zvezda	SRB	CCS	12	28:52.016	27.302	5.774	144.4	11	2:22.605	146.2
10	42	Mariano Alonso	ESP	CHA	7	GPA Racing	FRA	CCS	12	28:52.405	27.691	0.389	144.4	9	2:22.423	146.4
11	193	Loic Labeleda	FRA	CHA	11	GM Sport	FRA	CCS	12	29:04.417	39.703	12.012	143.4	9	2:23.094	145.7
12	7	Mickael Carree	FRA	GEN	6	T2CM	FRA	CCS	12	29:05.013	40.299	0.596	143.4	4	2:23.741	145.0
13	33	Michel Faye	FRA	GEN	7	GM Sport	FRA	CCS	12	29:06.808	42.094	1.795	143.2	11	2:23.082	145.7
14	55	Rene Steenmetz	NLD	GEN	10	AST Competition	ESP	CCS	12	29:40.941	1:16.227	34.133	140.5	4	2:25.821	143.0
15	64	Gabriel Alonso	ESP	GEN	11	GPA Racing	FRA	CCS	12	30:07.264	1:42.550	26.323	138.4	11	2:26.252	142.5

Not classified: (Requirements: 75% of number laps of leader = 9 Laps)

12 *	Gabriele Torelli	ITA				RANGONI Corse	ITA	CCS	1	3:18.644	11 Laps	11 Laps	104.9	1	3:13.644	107.6
219	Milan Popovic	SRB	CHA	14	TEMPO Racing	SRB	CCS	1	3:38.304	11 Laps	19.660	95.5	1	3:38.304	95.5	
10	Mauro Polderman	NLD	JUN	9	AST Competition	ESP	CCS									

ITA

Clas	Nº	Driver	Nat	Cat	Clas	Team	Nat	Group	Laps	Total Time	Gap	Interval	Km/h	Best	Time	Km/h
1	13	Alex Lancellotti	ITA	CHA	1	GPA Racing	ITA	ITA	12	28:24.731			146.8	11	2:20.779	148.1
2	207 *	Cristian Ricciarini	ITA	GEN	2	EsseCorse	ITA	ITA	12	28:43.232	18.501	18.501	145.2	3	2:22.207	146.6
3	19 *	Gianalberto Coldanis	ITA	CHA	6	MC Motor Tecnica	ITA	ITA	12	28:47.903	23.172	4.671	144.8	5	2:22.207	146.6
4	51 *	Francesco Pagano	ITA	JUN	4	ASD SCUDDERIA	ITA	ITA	12	28:51.938	27.207	4.035	144.4	7	2:23.431	145.3
5	121	Stefani Ronnie	ITA	JUN	6	EsseCorse	ITA	ITA	12	28:52.092	27.361	0.154	144.4	10	2:22.417	146.4
6	84 *	Mattia Lancellotti	ITA	CHA	8	GPA Racing	FRA	ITA	12	28:56.280	31.549	4.188	144.1	9	2:21.156	147.7
7	991	Ben Jenkins	GBR	JUN	7	LDR Performance Tuning	ITA	ITA	12	28:58.109	33.378	1.829	143.9	9	2:22.044	146.8
8	372	Andrea Chierichetti	ITA	GEN	5	MC Motor Tecnica	ITA	ITA	12	28:59.070	34.339	0.961	143.9	11	2:23.323	145.5
9	73	Sandro Cutini	ITA	CHA	9	EsseCorse	ITA	ITA	12	29:02.090	37.359	3.020	143.6	9	2:23.181	145.6
10	90	Emir Sarac	TUR	CHA	10	Uniq Racing	ITA	ITA	12	29:02.850	38.119	0.760	143.5	11	2:23.278	145.5
11	8	Andrea Cordini	ITA	GEN	8	EsseCorse	ITA	ITA	12	29:08.404	43.673	5.554	143.1	9	2:24.127	144.6
12	555 *	Youssef Gaber	EGY	CHA	12	Uniq Racing	ITA	ITA	12	29:08.939	44.208	0.535	143.0	2	2:23.558	145.2
13	65	Sebastian Gavazza	ITA	JUN	8	Sevenhills Motorsport	ITA	ITA	12	29:10.871	46.140	1.932	142.9	8	2:24.172	144.6
14	165	Rolando Bordacchini	ITA	GEN	9	RANGONI Corse	ITA	ITA	12	29:36.120	1:11.389	25.249	140.9	4	2:25.700	143.1

Not classified: (Requirements: 75% of number laps of leader = 9 Laps)

16	Giacomo Trebbi	ITA	CHA	13	MC Motor Tecnica	ITA	ITA		1	3:34.416	11 Laps	11 Laps	97.2	1	3:34.416	97.2
----	----------------	-----	-----	----	------------------	-----	-----	--	---	----------	---------	---------	------	---	----------	------

Clas	Nº	Driver	Nat	Cat	Clas	Team	Nat	Group	Laps	Total Time	Gap	Interval	Km/h	Best	Time	Km/h
1	5 *	Anthony Jurado	FRA			RANGONI Corse	ITA	CCS / ITA	12	28:31.541			146.2	7	2:21.043	147.8
2	60	Leonardo Arduini	ITA	JUN	2	MC Motor Tecnica	ITA	CCS / ITA	12	28:33.665	2.124	2.124	146.0	2	2:21.999	146.8
3	22 *	Ludovico Longoni	ITA	CHA	3	MC Motor Tecnica	ITA	CCS / ITA	12	28:43.440	11.899	9.775	145.2	4	2:22.129	146.7
4	21	Stephan Polderman	NLD	GEN	3	AST Competition	ESP	CCS / ITA	12	28:50.958	19.417	7.518	144.5	8	2:21.572	147.3
5	999 *	Horn	FRA	GEN	4	GPA Racing	FRA	CCS / ITA	12	28:58.120	26.579	7.162	143.9	11	2:22.537	146.3

Fastest lap Nikola Miljkovic in 2:19.564 at 149.4 Km/h in lap 1

* PENALTIES

- STEWARDS DECISION CAR #107 - 5 SECONDS TIME PENALTY ADDED TO RACE TIME - CUTTING T1
- STEWARDS DECISION CARS #12 #999 AND #555 - 5 SECONDS TIME PENALTY ADDED TO RACE TIME - CUTTING T1
- STEWARDS DECISION CAR #84 - 5 SECONDS TIME PENALTY ADDED TO RACE TIME - CUTTING T1
- STEWARDS DECISION CARS #5 #11 #48 #207 - 5 SECONDS TIME PENALTY ADDED TO RACE TIME - CUTTING T1
- STEWARDS DECISION CARS #11 #19 #22 - 5 SECONDS TIME PENALTY ADDED TO RACE TIME - CUTTING T1
- STEWARDS DECISION CAR #51 - 5 SECONDS TIME PENALTY ADDED TO RACE TIME - CUTTING T5 AND GAINING ADVANTAGE

Published at:.....

Track Temp: 17.7 °C Air Temp: 16.8 °C Humidity: 91 % Track Status: WET

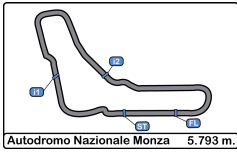
Race Director:

Timekeeper:

Luis Garcia

JOB-2654-ESP/M





Autodromo Nazionale Monza
Clio Cup Series
Race - 1

CLIO CUP SERIES

Provisional Results by Class

- STEWARDS DECISION CAR #19 - 5 SECONDS TIME PENALTY ADDED TO RACE TIME - CUTTING T9 T10 AND GAINING ADVANTAGE
- STEWARDS DECISION DRIVE THROUGH CAR 84 - FORCING CAR 5 OUTSIDE OF TRACK
- STEWARDS DECISION CAR #11 - 10 SECONDS TIME PENALTY ADDED TO RACE TIME - ABUSING TRACK LIMITS

Published at:.....


Track Temp: **17.7 °C** Air Temp: **16.8 °C** Humidity: **91 %** Track Status: **WET**

Race Director:

Timekeeper:


 Luis Garcia
 JOB-2654-ESP/M





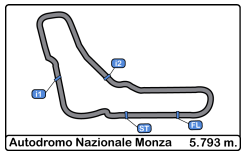
Autodromo Nazionale Monza
Clio Cup Series
Race - 1

CLIO CUP

SERIES

Provisional Classification by Driver Fastest Lap

Cl	N°	Entrant/Team	Nat	Group	Driver	Nat	Cat	Cl	Laps	Best	Time	Gap	Interval	Km/h
1	11	TEMPO Racing		CCS	Nikola Miljkovic		CHA	1	12	1	2:19.564			149.4
2	1	GPA Racing		CCS	David Pouget				12	4	2:20.689	1.125	1.125	148.2
3	13	GPA Racing		ITA	Alex Lancellotti		CHA	2	12	11	2:20.779	1.215	0.090	148.1
4	48	MILAN Competition		CCS	Nicolas Milan				12	7	2:20.874	1.310	0.095	148.0
5	5	RANGONI Corse		CCS / ITA	Anthony Jurado				12	7	2:21.043	1.479	0.169	147.8
6	84	GPA Racing		ITA	Mattia Lancellotti		CHA	3	12	9	2:21.156	1.592	0.113	147.7
7	86	GPA Racing		CCS	Jack Byrne		JUN	1	12	9	2:21.244	1.680	0.088	147.6
8	43	RANGONI Corse		CCS	Damiano Puccetti		JUN	2	12	6	2:21.521	1.957	0.277	147.3
9	21	AST Competition		CCS / ITA	Stephan Polderman		GEN	1	12	8	2:21.572	2.008	0.051	147.3
10	99	GM Sport		CCS	Guillaume Maio		CHA	4	12	8	2:21.957	2.393	0.385	146.9
11	60	MC Motoristica		CCS / ITA	Leonardo Arduini		JUN	3	12	2	2:21.999	2.435	0.042	146.8
12	991	LDR Performance Tuning		ITA	Ben Jenikins		JUN	4	12	9	2:22.044	2.480	0.045	146.8
13	22	MC Motoristica		CCS / ITA	Ludovico Longoni		CHA	5	12	4	2:22.129	2.565	0.085	146.7
14	207	EsseCorse		ITA	Cristian Ricciarini		GEN	2	12	3	2:22.207	2.643	0.078	146.6
15	19	MC Motoristica		ITA	Gianalberto Coldanis		CHA	6	12	5	2:22.207	2.643	0.000	146.6
16	53	MC Motoristica		CCS	Nava Nava		GEN	3	12	10	2:22.295	2.731	0.088	146.5
17	121	EsseCorse		ITA	Stefani Ronnie		JUN	5	12	10	2:22.417	2.853	0.122	146.4
18	42	GPA Racing		CCS	Mariano Alonso		CHA	7	12	9	2:22.423	2.859	0.006	146.4
19	999	GPA Racing		CCS / ITA	Horn		GEN	4	12	11	2:22.537	2.973	0.114	146.3
20	107	RANGONI Corse		CCS	Lorenzo Van Riet		CHA	8	12	1	2:22.560	2.996	0.023	146.2
21	111	AKSK Crvena zvezda		CCS	Nikola Tosic		JUN	6	12	11	2:22.605	3.041	0.045	146.2
22	33	GM Sport		CCS	Michel Faye		GEN	5	12	11	2:23.082	3.518	0.477	145.7
23	193	GM Sport		CCS	Loic Labeda		CHA	9	12	9	2:23.094	3.530	0.012	145.7
24	73	EsseCorse		ITA	Sandro Cutini		CHA	10	12	9	2:23.181	3.617	0.087	145.6
25	90	Uniq Racing		ITA	Emir Sarac		CHA	11	12	11	2:23.278	3.714	0.097	145.5
26	372	MC Motoristica		ITA	Andrea Chierichetti		GEN	6	12	11	2:23.323	3.759	0.045	145.5
27	51	ASD SCUDERIA VENANZIO		ITA	Francesco Pagano		JUN	7	12	7	2:23.431	3.867	0.108	145.3
28	555	Uniq Racing		ITA	Youssef Gaber		CHA	12	12	2	2:23.558	3.994	0.127	145.2
29	7	T2CM		CCS	Mickael Carree		GEN	7	12	4	2:23.741	4.177	0.183	145.0
30	8	EsseCorse		ITA	Andrea Cordini		GEN	8	12	9	2:24.127	4.563	0.386	144.6
31	65	Sevenhills Motorsport		ITA	Sebastian Gavazza		JUN	8	12	8	2:24.172	4.608	0.045	144.6
32	165	RANGONI Corse		ITA	Rolando Bordacchini		GEN	9	12	4	2:25.700	6.136	1.528	143.1
33	55	AST Competition		CCS	Rene Steenmetz		GEN	10	12	4	2:25.821	6.257	0.121	143.0
34	64	GPA Racing		CCS	Gabriel Alonso		GEN	11	12	11	2:26.252	6.688	0.431	142.5
35	12	RANGONI Corse		CCS	Gabriele Torelli				1	1	3:13.644	54.080	47.392	107.6
36	16	MC Motoristica		ITA	Giacomo Trebbi		CHA	13	1	1	3:34.416	1:14.85	20.772	97.2
37	219	TEMPO Racing		CCS	Milan Popovic		CHA	14	1	1	3:38.304	1:18.74	3.888	95.5



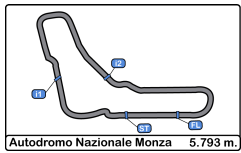
Autodromo Nazionale Monza
Clio Cup Series
Race - 1

CLIO CUP

SERIES

Distance and Speed Average

Clas	Nº	Driver	Nat	Cat	Clas	Team	Nat	Group	Laps	Distance	Total Time	Km/h
1	1	David Pouget		FRA		GPA Racing		CCS	12	69.51	28:24.714	146.8
2	13	Alex Lancellotti		CHA	1	GPA Racing		ITA	12	69.51	28:24.731	146.8
3	86	Jack Byrne		JUN	1	GPA Racing		CCS	12	69.51	28:25.939	146.6
4	48	Nicolas Milan				MILAN Competition		CCS	12	69.51	28:30.158	146.3
5	5	Anthony Jurado				RANGONI Corse		CCS / ITA	12	69.51	28:31.541	146.2
6	60	Leonardo Arduini		JUN	2	MC Motortecnica		CCS / ITA	12	69.51	28:33.665	146.0
7	99	Guillaume Maio		CHA	2	GM Sport		CCS	12	69.51	28:33.734	146.0
8	43	Damiano Puccetti		JUN	3	RANGONI Corse		CCS	12	69.51	28:34.163	145.9
9	53	Nava Nava		GEN	1	MC Motortecnica		CCS	12	69.51	28:42.386	145.2
10	207	Cristian Ricciarini		GEN	2	EsseCorse		ITA	12	69.51	28:43.232	145.2
11	22	Ludovico Longoni		CHA	3	MC Motortecnica		CCS / ITA	12	69.51	28:43.440	145.2
12	107	Lorenzo Van Riet		CHA	4	RANGONI Corse		CCS	12	69.51	28:45.649	145.0
13	11	Nikola Miljkovic		CHA	5	TEMPO Racing		CCS	12	69.51	28:46.242	144.9
14	19	Gianalberto Coldanis		CHA	6	MC Motortecnica		ITA	12	69.51	28:47.903	144.8
15	21	Stephan Polderman		GEN	3	AST Competition		CCS / ITA	12	69.51	28:50.958	144.5
16	51	Francesco Pagano		JUN	4	ASD SCUADERIA VENANZIO		ITA	12	69.51	28:51.938	144.4
17	111	Nikola Tomic		JUN	5	AKSK Crvena zvezda		CCS	12	69.51	28:52.016	144.4
18	121	Stefani Ronnie		JUN	6	EsseCorse		ITA	12	69.51	28:52.092	144.4
19	42	Mariano Alonso		CHA	7	GPA Racing		CCS	12	69.51	28:52.405	144.4
20	84	Mattia Lancellotti		CHA	8	GPA Racing		ITA	12	69.51	28:56.280	144.1
21	991	Ben Jenkins		JUN	7	LDR Performance Tuning		ITA	12	69.51	28:58.109	143.9
22	999	Horn		GEN	4	GPA Racing		CCS / ITA	12	69.51	28:58.120	143.9
23	372	Andrea Chierichetti		GEN	5	MC Motortecnica		ITA	12	69.51	28:59.070	143.9
24	73	Sandro Cutini		CHA	9	EsseCorse		ITA	12	69.51	29:02.090	143.6
25	90	Emir Sarac		CHA	10	Uniq Racing		ITA	12	69.51	29:02.850	143.5
26	193	Loic Labeda		CHA	11	GM Sport		CCS	12	69.51	29:04.417	143.4
27	7	Mickael Carree		GEN	6	T2CM		CCS	12	69.51	29:05.013	143.4
28	33	Michel Faye		GEN	7	GM Sport		CCS	12	69.51	29:06.808	143.2
29	8	Andrea Cordini		GEN	8	EsseCorse		ITA	12	69.51	29:08.404	143.1
30	555	Youssef Gaber		CHA	12	Uniq Racing		ITA	12	69.51	29:08.939	143.0
31	65	Sebastian Gavazza		JUN	8	Sevenhills Motorsport		ITA	12	69.51	29:10.871	142.9
32	165	Rolando Bordacchini		GEN	9	RANGONI Corse		ITA	12	69.51	29:36.120	140.9
33	55	Rene Steenmetz		GEN	10	AST Competition		CCS	12	69.51	29:40.941	140.5
34	64	Gabriel Alonso		GEN	11	GPA Racing		CCS	12	69.51	30:07.264	138.4
35	12	Gabriele Torelli				RANGONI Corse		CCS	1	05.79	3:18.644	104.9
36	16	Giacomo Trebbi		CHA	13	MC Motortecnica		ITA	1	05.79	3:34.416	97.2
37	219	Milan Popovic		CHA	14	TEMPO Racing		CCS	1	05.79	3:38.304	95.5
38	10	Mauro Polderman		JUN	9	AST Competition		CCS	0			



Autodromo Nazionale Monza
Clio Cup Series
Race - 1
Lap Analysis
Autodromo Nazionale Monza 5.793 m.

CLIO CUP SERIES


1	David Pouget	GPA Racing					8	Andrea Cordini	EsseCorse					ITA
Lap D	Time	Sector 1	Sector 2	Sector 3	T. Spd	Elapsed	Lap D	Time	Sector 1	Sector 2	Sector 3	T. Spd	Elapsed	
1	2:23.966	46.919	48.488	48.559	169.8	2:23.966	1	2:32.895	50.622	51.800	50.473	174.4	2:32.895	
2	2:22.503	44.932	48.792	48.779	199.2	4:46.469	2	2:25.290	45.866	49.428	49.996	178.8	4:58.185	
3	2:21.212	44.335	48.617	48.260	208.0	7:07.681	3	2:25.397	45.875	49.377	50.145	167.1	7:23.582	
4	2:20.689	44.358	47.825	48.506	204.9	9:28.370	4	2:25.006	45.449	49.678	49.879	185.2	9:48.588	
5	2:22.444	45.013	48.439	48.992	203.3	11:50.814	5	2:26.298	46.029	49.523	50.746	191.8	12:14.886	
6	2:22.286	45.497	48.314	48.475	186.5	14:13.100	6	2:25.655	45.230	50.670	49.755	196.0	14:40.541	
7	2:21.330	44.877	48.048	48.405	198.5	16:34.430	7	2:24.406	45.085	49.941	49.380	186.5	17:04.947	
8	2:21.408	44.603	47.853	48.952	202.2	18:55.838	8	2:24.491	45.494	49.351	49.646	190.4	19:29.438	
9	2:20.962	44.549	47.796	48.617	208.8	21:16.800	9	2:24.127	45.335	49.373	49.419	191.4	21:53.565	
10	2:21.983	44.954	48.268	48.761	204.1	23:38.783	10	2:24.397	45.377	49.504	49.516	202.6	24:17.962	
11	2:22.487	45.166	48.193	49.128	201.8	26:01.270	11	2:25.322	45.610	49.673	50.039	192.8	26:43.284	
12	2:23.444	45.273	49.234	48.937	186.2	28:24.714	12	2:25.120	45.663	49.393	50.064	187.5	29:08.404	

5	Anthony Jurado	RANGONI Corse					10	Mauro Polderman	AST Competition					CCS
Lap D	Time	Sector 1	Sector 2	Sector 3	T. Spd	Elapsed	Lap D	Time	Sector 1	Sector 2	Sector 3	T. Spd	Elapsed	
1	2:21.450	43.807	48.952	48.691	163.8	2:21.450	11							
2	2:21.879	44.703	48.382	48.794	195.2	4:43.329								
3	2:21.945	44.566	48.340	49.039	202.6	7:05.274								
4	2:22.114	43.633	48.910	49.571	203.7	9:27.388								
5	2:22.975	44.997	48.308	49.670	196.7	11:50.363								
6	2:22.634	45.578	48.117	48.939	196.0	14:12.997								
7	2:21.043	44.794	47.756	48.493	199.2	16:34.040								
8	2:22.545	45.867	48.077	48.601	182.1	18:56.585								
9	2:21.183	44.354	48.378	48.451	193.5	21:17.768								
10	2:24.760	45.453	50.557	48.750	198.1	23:42.528								
11	2:21.843	44.806	48.239	48.798	195.6	26:04.371								
12	2:22.170	44.693	48.714	48.763	190.8	28:26.541								

7	Mickael Carree	GEN					12	Gabriele Torelli	RANGONI Corse					CCS
Lap D	Time	Sector 1	Sector 2	Sector 3	T. Spd	Elapsed	Lap D	Time	Sector 1	Sector 2	Sector 3	T. Spd	Elapsed	
1	2:32.309	49.320	52.484	50.505	160.2	2:32.309								
2	2:24.329	45.249	49.405	49.675	178.2	4:56.638								
3	2:24.880	45.111	49.846	49.923	182.4	7:21.518								
4	2:23.741	45.251	48.911	49.579	186.8	9:45.259								
5	2:24.977	45.062	49.623	50.292	192.1	12:10.236								
6	2:23.857	44.870	48.879	50.108	195.6	14:34.093								
7	2:25.034	45.559	49.700	49.775	188.1	16:59.127								
8	2:25.253	45.352	49.993	49.908	185.2	19:24.380								
9	2:24.146	45.034	49.200	49.912	200.7	21:48.526								
10	2:27.801	48.001	49.579	50.221	187.8	24:16.327								
11	2:24.251	45.144	49.321	49.786	184.9	26:40.578								
12	2:24.435	45.120	49.241	50.074	186.8	29:05.013								

11	Nikola Miljkovic	CHA					13	Alex Lancellotti	GPA Racing					ITA
Lap D	Time	Sector 1	Sector 2	Sector 3	T. Spd	Elapsed	Lap D	Time	Sector 1	Sector 2	Sector 3	T. Spd	Elapsed	
1	2:19.564	41.803	48.139	49.622	163.1	2:19.564								
2	2:22.677	45.264	48.237	49.176	190.4	4:42.241								
3	2:22.952	45.525	48.260	49.167	195.2	7:05.193								
4	2:22.114	43.767	48.882	49.465	204.5	9:27.307								
5	2:22.849	44.943	48.349	49.557	194.5	11:50.156								
6	2:21.807	44.369	48.069	49.369	187.8	14:11.963								
7	2:21.324	44.135	48.058	49.131	196.0	16:33.287								
8	2:22.438	45.407	48.118	48.913	190.1	18:55.725								
9	2:21.005	44.144	48.119	48.742	200.3	21:16.730								
10	2:22.328	45.093	48.290	48.945	195.6	23:39.058								
11	2:22.371	44.808	48.125	49.438	199.2	26:01.429								
12	2:24.813	44.798	49.731	50.284	195.2	28:26.242								





Autodromo Nazionale Monza
Clio Cup Series
Race - 1
Lap Analysis

CLIO CUP

SERIES

48 Nicolas Milan CCS **55** Rene Steenmetz CCS

MILAN Competition							GEN					AST Competition			
Lap	D	Time	Sector 1	Sector 2	Sector 3	T. Spd	Elapsed	Lap	D	Time	Sector 1	Sector 2	Sector 3	T. Spd	Elapsed
1		2:22.746	46.011	48.371	48.364	171.1	2:22.746	1		2:37.950	54.033	51.933	51.984	138.9	2:37.950
2		2:22.001	45.959	47.681	48.361	187.1	4:44.747	2		2:27.262	46.562	50.603	50.097	162.6	5:05.212
3		2:21.179	44.603	48.027	48.549	205.7	7:05.926	3		2:27.310	45.480	51.090	50.740	176.7	7:32.522
4		2:22.176	43.930	49.350	48.896	210.9	9:28.102	4		2:25.821	45.898	49.649	50.274	164.8	9:58.343
5		2:22.371	44.941	48.553	48.877	194.5	11:50.473	5		2:27.785	46.299	51.071	50.415	172.8	12:26.128
6		2:22.542	45.741	48.252	48.549	203.7	14:13.015	6		2:27.104	46.223	50.673	50.208	170.8	14:53.232
7		2:20.874	44.421	48.023	48.430	209.3	16:33.889	7		2:26.507	46.204	49.903	50.400	171.4	17:19.739
8		2:22.232	45.376	48.324	48.532	183.6	18:56.121	8		2:28.164	46.024	51.271	50.869	179.7	19:47.903
9		2:21.188	44.665	48.095	48.428	194.5	21:17.309	9		2:27.728	47.337	50.370	50.021	170.0	22:15.631
10		2:21.903	44.980	48.462	48.461	204.1	23:39.212	10		2:26.724	46.205	50.298	50.221	169.2	24:42.355
11		2:22.375	45.245	48.366	48.764	191.1	26:01.587	11		2:27.451	47.089	50.252	50.110	183.3	27:09.806
12		2:23.571	44.701	49.650	49.220	201.8	28:25.158	12		2:31.135	46.344	54.323	50.468	181.2	29:40.941

51 Francesco Pagano ITA **60** Leonardo Arduini CCS / ITA

JUN ASD SCUDERIA VENANZIO							JUN MC Motortecnica								
Lap	D	Time	Sector 1	Sector 2	Sector 3	T. Spd	Elapsed	Lap	D	Time	Sector 1	Sector 2	Sector 3	T. Spd	Elapsed
1		2:25.211	46.517	49.236	49.458	169.2	2:25.211	1		2:22.661	45.092	48.702	48.867	173.0	2:22.661
2		2:23.624	45.370	48.598	49.656	188.4	4:48.835	2		2:21.999	44.928	48.504	48.567	194.9	4:44.660
3		2:24.001	44.908	49.280	49.813	193.2	7:12.836	3		2:24.495	44.979	50.800	48.716	197.8	7:09.155
4		2:23.506	44.965	48.964	49.577	203.0	9:36.342	4		2:22.931	45.010	48.992	48.929	202.2	9:32.086
5		2:23.485	45.264	48.712	49.509	193.5	11:59.827	5		2:22.903	45.223	48.658	49.022	200.7	11:54.989
6		2:23.627	45.092	48.752	49.783	196.3	14:23.454	6		2:22.340	44.900	48.539	48.901	207.6	14:17.329
7		2:23.431	45.342	48.471	49.618	189.4	16:46.885	7		2:22.255	44.691	48.596	48.968	203.3	16:39.584
8		2:23.738	45.549	48.759	49.430	194.2	19:10.623	8		2:22.511	45.172	48.416	48.923	201.8	19:02.095
9		2:23.610	45.254	48.651	49.705	194.9	21:34.233	9		2:23.384	45.032	48.940	49.412	202.6	21:25.479
10		2:23.443	44.768	49.128	49.547	197.0	23:57.676	10		2:23.189	45.381	48.800	49.008	207.2	23:48.668
11		2:24.861	45.404	48.783	50.674	194.5	26:22.537	11		2:22.654	44.878	48.682	49.094	203.0	26:11.322
12		2:24.401	45.161	49.094	50.146	198.8	28:46.938	12		2:22.343	44.182	49.045	49.116	204.9	28:33.665

53 Nava Nava CCS **64** Gabriel Alonso CCS

GEN MC Motortecnica							GEN GPA Racing								
Lap	D	Time	Sector 1	Sector 2	Sector 3	T. Spd	Elapsed	Lap	D	Time	Sector 1	Sector 2	Sector 3	T. Spd	Elapsed
1		2:28.678	48.559	50.722	49.397	153.8	2:28.678	1		2:42.769	55.260	55.299	52.210	133.3	2:42.769
2		2:23.615	45.497	49.101	49.017	187.5	4:52.293	2		2:31.199	47.400	51.533	52.266	158.5	5:13.968
3		2:23.082	45.565	48.565	48.952	180.0	7:15.375	3		2:30.605	47.235	50.767	52.603	159.2	7:44.573
4		2:23.862	45.937	49.164	48.761	187.1	9:39.237	4		2:30.985	46.812	51.102	53.071	170.8	10:15.558
5		2:23.309	45.174	49.091	49.044	186.2	12:02.546	5		2:31.460	46.672	51.944	52.844	181.2	12:47.018
6		2:23.456	45.023	49.383	49.050	190.4	14:26.002	6		2:30.556	46.890	51.080	52.586	168.4	15:17.574
7		2:22.662	45.329	48.594	48.739	197.8	16:48.664	7		2:29.686	46.480	51.055	52.151	186.8	17:47.260
8		2:22.376	45.019	48.603	48.754	197.4	19:11.040	8		2:29.773	46.949	50.886	51.938	175.3	20:17.033
9		2:22.816	44.984	48.660	49.172	193.5	21:33.856	9		2:28.239	46.019	50.829	51.391	179.7	22:45.272
10		2:22.295	45.040	48.465	48.790	206.1	23:56.151	10		2:27.968	46.469	50.615	50.884	176.7	25:13.240
11		2:23.415	45.570	48.521	49.324	198.8	26:19.566	11		2:26.252	45.852	50.037	50.363	180.0	27:39.492
12		2:22.820	45.275	48.428	49.117	198.1	28:42.386	12		2:27.772	46.267	50.723	50.782	180.3	30:07.264





Autodromo Nazionale Monza
Clio Cup Series
Race - 1
Lap Analysis

CLIO CUP

SERIES

65 Sebastian Gavazza ITA **86** Jack Byrne CCS
 JUN Sevenhills Motorsport JUN GPA Racing

Lap D	Time	Sector 1	Sector 2	Sector 3	T. Spd	Elapsed	Lap D	Time	Sector 1	Sector 2	Sector 3	T. Spd	Elapsed
1	2:39.106	59.339	50.189	49.578	136.1	2:39.106	1	2:21.617	44.286	48.887	48.444	172.5	2:21.617
2	2:24.746	45.650	49.550	49.546	175.0	5:03.852	2	2:21.890	44.711	48.352	48.827	200.3	4:43.507
3	2:24.853	45.642	49.576	49.635	186.8	7:28.705	3	2:21.913	44.883	48.125	48.905	193.2	7:05.420
4	2:24.584	45.882	49.243	49.459	180.6	9:53.289	4	2:22.154	44.988	48.236	48.930	199.2	9:27.574
5	2:26.085	46.907	49.600	49.578	189.1	12:19.374	5	2:22.804	45.040	48.285	49.479	194.9	11:50.378
6	2:24.802	45.985	49.311	49.506	176.7	14:44.176	6	2:24.153	45.983	49.167	49.003	199.6	14:14.531
7	2:24.197	45.558	49.278	49.361	185.5	17:08.373	7	2:21.592	44.567	48.783	48.242	200.0	16:36.123
8	2:24.172	45.684	49.220	49.268	184.3	19:32.545	8	2:21.464	44.820	48.213	48.431	183.0	18:57.587
9	2:24.268	45.692	49.192	49.384	182.1	21:56.813	9	2:21.244	44.714	48.189	48.341	190.8	21:18.831
10	2:24.182	45.775	49.250	49.157	198.8	24:20.995	10	2:22.301	44.978	48.757	48.566	195.6	23:41.132
11	2:25.125	46.157	48.960	50.008	197.4	26:46.120	11	2:21.706	45.045	48.359	48.302	208.4	26:02.838
12	2:24.751	45.725	49.320	49.706	181.5	29:10.871	12	2:23.101	44.849	48.633	49.619	203.0	28:25.939


73 Sandro Cutini ITA **90** Emir Sarac ITA
 CHA EsseCorse CHA Uniq Racing

Lap D	Time	Sector 1	Sector 2	Sector 3	T. Spd	Elapsed	Lap D	Time	Sector 1	Sector 2	Sector 3	T. Spd	Elapsed
1	2:33.721	51.835	50.672	51.214	178.2	2:33.721	1	2:33.683	51.807	50.936	50.940	150.2	2:33.683
2	2:25.252	45.734	49.274	50.244	198.5	4:58.973	2	2:25.452	45.924	49.316	50.212	181.8	4:59.135
3	2:24.243	45.318	49.109	49.816	182.1	7:23.216	3	2:24.818	45.368	49.635	49.815	175.8	7:23.953
4	2:24.523	45.570	49.292	49.661	202.6	9:47.739	4	2:24.781	45.588	49.593	49.600	178.8	9:48.734
5	2:24.832	45.966	49.407	49.459	200.3	12:12.571	5	2:24.223	45.414	49.213	49.596	193.5	12:12.957
6	2:24.591	45.560	49.480	49.551	200.0	14:37.162	6	2:24.796	45.264	49.500	50.032	182.4	14:37.753
7	2:24.377	45.369	49.291	49.717	200.7	17:01.539	7	2:24.405	45.140	49.368	49.897	191.4	17:02.158
8	2:24.420	45.222	49.638	49.560	201.4	19:25.959	8	2:24.457	44.975	49.028	50.454	194.2	19:26.615
9	2:23.181	45.089	48.747	49.345	203.0	21:49.140	9	2:23.942	45.126	49.233	49.583	189.1	21:50.557
10	2:24.273	45.957	48.882	49.434	201.1	24:13.413	10	2:24.810	45.263	49.872	49.675	193.8	24:15.367
11	2:24.074	44.903	49.482	49.689	206.5	26:37.487	11	2:23.278	45.698	48.163	49.417	192.1	26:38.645
12	2:24.603	45.279	49.572	49.752	199.2	29:02.090	12	2:24.205	45.167	49.649	49.389	196.3	29:02.850

84 Mattia Lancellotti ITA **99** Guillaume Maio CCS
 CHA GPA Racing CHA GM Sport

Lap D	Time	Sector 1	Sector 2	Sector 3	T. Spd	Elapsed	Lap D	Time	Sector 1	Sector 2	Sector 3	T. Spd	Elapsed
1	2:22.029	44.158	49.010	48.861	166.6	2:22.029	1	2:23.519	45.356	49.007	49.156	174.1	2:23.519
2	2:21.890	45.114	47.949	48.827	189.1	4:43.919	2	2:23.903	45.397	49.626	48.880	194.9	4:47.422
3	2:21.800	44.845	48.016	48.939	189.1	7:05.719	3	2:22.138	44.767	48.365	49.006	202.6	7:09.560
4	2:22.128	44.925	48.165	49.038	193.2	9:27.847	4	2:22.764	44.669	49.202	48.893	210.9	9:32.324
5	2:23.482	44.904	48.558	50.020	196.7	11:51.329	5	2:22.795	45.085	48.763	48.947	197.4	11:55.119
6	2:22.991	45.263	49.176	48.552	175.0	14:14.320	6	2:22.392	44.998	48.490	48.904	194.5	14:17.511
7	2:21.585	44.894	48.428	48.263	187.8	16:35.905	7	2:23.026	46.119	48.093	48.814	200.0	16:40.537
8	2:21.208	44.470	48.203	48.535	197.0	18:57.113	8	2:21.957	44.884	48.231	48.842	198.1	19:02.494
9	2:21.156	44.727	47.992	48.437	183.6	21:18.269	9	2:23.299	44.703	49.106	49.490	195.6	21:25.793
10	2:23.574	45.028	50.206	48.340	190.8	23:41.843	10	2:22.506	45.025	48.677	48.804	193.8	23:48.299
11	2:21.441	44.561	48.315	48.565	203.3	26:03.284	11	2:23.409	45.079	49.267	49.063	197.8	26:11.708
12	2:22.996	44.968	48.300	49.728	201.8	28:26.280	12	2:22.026	44.663	48.458	48.905	192.5	28:33.734





107 Lorenzo Van Riet CCS 165 Rolando Bordacchini ITA

CHA							RANGONI Corse			GEN			RANGONI Corse		
Lap D	Time	Sector 1	Sector 2	Sector 3	T. Spd	Elapsed	Lap D	Time	Sector 1	Sector 2	Sector 3	T. Spd	Elapsed		
1	2:22.560	44.011	49.363	49.186	164.6	2:22.560	1	2:40.915	56.113	53.381	51.421	128.4	2:40.915		
2	2:24.006	46.209	48.548	49.249	184.3	4:46.566	2	2:27.798	46.834	50.095	50.869	166.4	5:08.713		
3	2:22.855	45.084	48.314	49.457	180.0	7:09.421	3	2:27.027	45.804	49.935	51.288	183.9	7:35.740		
4	2:23.925	45.029	49.522	49.374	194.2	9:33.346	4	2:25.700	45.928	49.579	50.193	184.3	10:01.440		
5	2:23.828	45.050	49.177	49.601	191.1	11:57.174	5	2:26.717	45.326	49.832	51.559	196.3	12:28.157		
6	2:23.012	45.122	48.385	49.505	197.4	14:20.186	6	2:26.176	45.772	49.814	50.590	182.4	14:54.333		
7	2:23.031	44.895	48.706	49.430	198.5	16:43.217	7	2:26.004	45.475	49.845	50.684	192.8	17:20.337		
8	2:22.892	45.049	48.550	49.293	192.1	19:06.109	8	2:27.109	45.908	49.980	51.221	185.8	19:47.446		
9	2:23.137	44.664	48.987	49.486	195.2	21:29.246	9	2:29.232	47.742	50.780	50.710	202.6	22:16.678		
10	2:24.486	46.022	49.085	49.379	192.8	23:53.732	10	2:26.336	45.620	50.170	50.546	179.1	24:43.014		
11	2:23.124	45.011	48.691	49.422	192.8	26:16.856	11	2:25.888	45.346	49.291	51.251	191.4	27:08.902		
12	2:23.793	45.300	48.836	49.657	191.1	28:40.649	12	2:27.218	47.372	48.882	50.964	195.6	29:36.120		

111 Nikola Tosic CCS 193 Loic Labeda CCS


JUN						AKSK Crvena zvezda			CHA			GM Sport		
Lap D	Time	Sector 1	Sector 2	Sector 3	T. Spd	Elapsed	Lap D	Time	Sector 1	Sector 2	Sector 3	T. Spd	Elapsed	
1	2:26.139	47.573	49.091	49.475	173.0	2:26.139	1	2:30.256	48.694	52.147	49.415	171.4	2:30.256	
2	2:24.750	45.277	49.524	49.949	187.8	4:50.889	2	2:24.169	45.448	49.023	49.698	181.5	4:54.425	
3	2:24.272	45.327	49.526	49.419	192.5	7:15.161	3	2:24.612	45.250	50.028	49.334	200.7	7:19.037	
4	2:23.011	44.357	49.269	49.385	193.2	9:38.172	4	2:24.416	45.203	50.010	49.203	199.6	9:43.453	
5	2:23.985	45.544	49.083	49.358	187.1	12:02.157	5	2:27.898	46.114	50.179	51.605	198.8	12:11.351	
6	2:25.069	46.032	48.986	50.051	181.8	14:27.226	6	2:24.217	45.950	48.264	50.003	203.7	14:35.568	
7	2:24.580	46.040	48.799	49.741	190.4	16:51.806	7	2:26.200	47.228	49.277	49.695	201.1	17:01.768	
8	2:25.106	45.261	49.823	50.022	189.8	19:16.912	8	2:24.627	46.187	48.910	49.530	210.9	19:26.395	
9	2:24.283	45.672	48.767	49.844	184.6	21:41.195	9	2:23.094	45.233	48.759	49.102	207.6	21:49.489	
10	2:24.181	45.699	49.029	49.453	196.0	24:05.376	10	2:24.080	45.369	49.330	49.381	206.8	24:13.569	
11	2:22.605	44.234	49.070	49.301	203.3	26:27.981	11	2:24.196	44.949	49.709	49.538	206.8	26:37.765	
12	2:24.035	45.439	49.013	49.583	193.5	28:52.016	12	2:26.652	46.033	51.150	49.469	207.6	29:04.417	

121 Stefani Ronnie ITA 207 Cristian Ricciarini ITA

JUN							EsseCorse			GEN			EsseCorse		
Lap D	Time	Sector 1	Sector 2	Sector 3	T. Spd	Elapsed	Lap D	Time	Sector 1	Sector 2	Sector 3	T. Spd	Elapsed		
1	2:30.965	49.649	52.042	49.274	173.0	2:30.965	1	2:25.803	48.150	49.275	48.378	170.6	2:25.803		
2	2:24.496	45.406	48.626	50.464	185.8	4:55.461	2	2:22.232	44.970	48.538	48.724	189.4	4:48.035		
3	2:27.845	45.486	48.756	53.603	202.2	7:23.306	3	2:22.207	44.628	48.661	48.918	195.6	7:10.242		
4	2:24.707	46.122	49.405	49.180	187.5	9:48.013	4	2:23.249	45.061	48.787	49.401	211.3	9:33.491		
5	2:23.342	45.064	48.808	49.470	208.0	12:11.355	5	2:24.172	44.795	49.890	49.487	198.5	11:57.663		
6	2:23.723	45.147	48.400	50.176	202.2	14:35.078	6	2:22.798	45.388	48.579	48.831	198.8	14:20.461		
7	2:23.424	45.089	48.945	49.390	194.9	16:58.502	7	2:23.506	45.866	48.600	49.040	207.2	16:43.967		
8	2:22.961	45.019	48.678	49.264	204.5	19:21.463	8	2:22.414	44.920	48.639	48.855	189.4	19:06.381		
9	2:22.786	45.151	48.656	48.979	203.0	21:44.249	9	2:22.919	44.755	48.878	49.286	193.8	21:29.300		
10	2:22.417	44.945	48.649	48.823	203.7	24:06.666	10	2:22.931	45.190	48.449	49.292	197.8	23:52.231		
11	2:22.649	44.914	48.602	49.133	206.1	26:29.315	11	2:22.853	45.776	48.359	48.718	194.5	26:15.084		
12	2:22.777	44.885	48.674	49.218	202.2	28:52.092	12	2:23.148	45.421	48.478	49.249	198.8	28:38.232		

219 Milan Popovic CCS

CHA							TEMPO Racing						
Lap D	Time	Sector 1	Sector 2	Sector 3	T. Spd	Elapsed	Lap D	Time	Sector 1	Sector 2	Sector 3	T. Spd	Elapsed
1	3:38.304	57.958	1:14.415	1:25.931	170.0	3:38.304							



Autodromo Nazionale Monza
Clio Cup Series
Race - 1
Lap Analysis

CLIO CUP

SERIES

372 Andrea Chierichetti ITA **999** Horn CCS / ITA

GEN							GPA Racing								
Lap	D	Time	Sector 1	Sector 2	Sector 3	T. Spd	Elapsed	Lap	D	Time	Sector 1	Sector 2	Sector 3	T. Spd	Elapsed
1		2:30.024	48.385	51.136	50.503	156.2	2:30.024	1		2:30.667	49.113	51.917	49.637	151.8	2:30.667
2		2:25.837	45.129	49.509	51.199	188.4	4:55.861	2		2:25.722	46.219	49.710	49.793	182.7	4:56.389
3		2:24.880	45.744	49.649	49.487	192.5	7:20.741	3		2:25.403	45.611	49.804	49.988	184.6	7:21.792
4		2:24.431	45.208	49.189	50.034	195.6	9:45.172	4		2:23.963	45.319	48.916	49.728	182.7	9:45.755
5		2:24.234	44.970	49.812	49.452	202.2	12:09.406	5		2:24.707	44.853	49.527	50.327	191.8	12:10.462
6		2:26.760	45.043	48.810	52.907	200.0	14:36.166	6		2:23.851	45.018	48.866	49.967	190.8	14:34.313
7		2:23.977	45.292	49.035	49.650	198.1	17:00.143	7		2:23.955	45.174	49.001	49.780	194.9	16:58.268
8		2:23.393	44.743	49.442	49.208	195.6	19:23.536	8		2:23.784	45.755	48.631	49.398	193.8	19:22.052
9		2:24.725	45.311	49.603	49.811	192.1	21:48.261	9		2:23.248	45.140	48.692	49.416	186.2	21:45.300
10		2:23.969	45.506	49.401	49.062	198.1	24:12.230	10		2:22.569	44.555	48.932	49.082	206.5	24:07.869
11		2:23.323	44.561	49.329	49.433	198.1	26:35.553	11		2:22.537	44.561	48.887	49.089	207.6	26:30.406
12		2:23.517	44.967	48.971	49.579	193.2	28:59.070	12		2:22.714	44.705	48.693	49.316	197.0	28:53.120

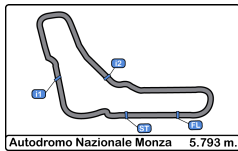
555 Youssef Gaber ITA

CHA							Uniq Racing								
Lap	D	Time	Sector 1	Sector 2	Sector 3	T. Spd	Elapsed	Lap	D	Time	Sector 1	Sector 2	Sector 3	T. Spd	Elapsed
1		2:37.732	56.519	50.350	50.863	181.5	2:37.732								
2		2:23.558	45.130	49.174	49.254	204.9	5:01.290								
3		2:24.159	45.119	49.127	49.913	199.2	7:25.449								
4		2:24.230	45.227	49.477	49.526	187.8	9:49.679								
5		2:25.385	46.303	48.560	50.522	193.5	12:15.064								
6		2:23.989	45.187	49.813	48.989	196.3	14:39.053								
7		2:23.868	44.786	48.977	50.105	204.9	17:02.921								
8		2:24.400	45.330	49.825	49.245	191.1	19:27.321								
9		2:23.725	45.134	49.268	49.323	183.0	21:51.046								
10		2:24.523	44.986	49.909	49.628	203.0	24:15.569								
11		2:23.853	45.307	49.318	49.228	199.6	26:39.422								
12		2:24.517	45.284	49.977	49.256	198.1	29:03.939								

991 Ben Jenikins ITA

JUN							LDR Performance Tuning								
Lap	D	Time	Sector 1	Sector 2	Sector 3	T. Spd	Elapsed	Lap	D	Time	Sector 1	Sector 2	Sector 3	T. Spd	Elapsed
1		2:34.243	53.426	50.450	50.367	170.3	2:34.243								
2		2:25.550	46.051	49.461	50.038	164.1	4:59.793								
3		2:24.629	45.384	49.122	50.123	182.4	7:24.422								
4		2:24.806	45.294	49.673	49.839	178.2	9:49.228								
5		2:25.817	46.828	48.619	50.370	183.0	12:15.045								
6		2:25.556	45.349	51.040	49.167	164.8	14:40.601								
7		2:22.551	45.054	48.931	48.566	180.9	17:03.152								
8		2:23.527	44.894	49.113	49.520	184.3	19:26.679								
9		2:22.044	44.821	48.430	48.793	192.1	21:48.723								
10		2:22.909	45.148	49.218	48.543	178.8	24:11.632								
11		2:23.304	44.973	48.909	49.422	194.9	26:34.936								
12		2:23.173	44.753	49.036	49.384	191.4	28:58.109								





Autodromo Nazionale Monza
Clio Cup Series
Race - 1

CLIO CUP

SERIES

Analysis by Lap

Autodromo Nazionale Monza 5.793 m.

Num	Lap Time	Gap
8	2:24.491	33.713
65	2:24.172	36.820
165	2:27.109	51.721
55	2:28.164	52.178
64	2:29.773	1:21.308

Num Lap Time Gap

Lap 9

11	2:21.005	
1	2:20.962	00.070
48	2:21.188	00.579
5	2:21.183	01.038
13	2:21.127	01.110
84	2:21.156	01.539
86	2:21.244	02.101
43	2:22.353	08.435
60	2:23.384	08.749
99	2:23.299	09.063
19	2:23.482	12.219
107	2:23.137	12.516
207	2:22.919	12.570
22	2:22.678	12.861
53	2:22.816	17.126
51	2:23.610	17.503
21	2:24.520	21.017
111	2:24.283	24.465
121	2:22.786	27.519
42	2:22.423	27.602
999	2:23.248	28.570
372	2:24.725	31.531
7	2:24.146	31.796
991	2:22.044	31.993
73	2:23.181	32.410
193	2:23.094	32.759
90	2:23.942	33.827
555	2:23.725	34.316
8	2:24.127	36.835
33	2:31.583	39.529
65	2:24.268	40.083
55	2:27.728	58.901
165	2:29.232	59.948
64	2:28.239	1:28.542

Num Lap Time Gap

Lap 10

1	2:21.983	
11	2:22.328	00.275
48	2:21.903	00.429
86	2:22.301	02.349
13	2:23.436	02.493
84	2:23.574	03.060
5	2:24.760	03.745
43	2:23.038	09.420
99	2:22.506	09.516
60	2:23.189	09.885
19	2:23.185	13.351
207	2:22.931	13.448
22	2:23.190	13.998
107	2:24.486	14.949

Num Lap Time Gap

Lap 11

1	2:22.487	
11	2:22.371	00.159
48	2:22.375	00.317
13	2:20.779	00.785
86	2:21.706	01.568
84	2:21.441	02.014
5	2:21.843	03.101
43	2:22.930	09.863
60	2:22.654	10.052
99	2:23.409	10.438
19	2:22.806	13.670
207	2:22.853	13.814
22	2:22.650	14.161
107	2:23.124	15.586
53	2:23.415	18.296
51	2:24.861	21.267
21	2:24.429	24.428
111	2:22.605	26.711
121	2:22.649	28.045
42	2:22.719	28.212
999	2:22.537	29.136
991	2:23.304	33.666
372	2:23.323	34.283
73	2:24.074	36.217
193	2:24.196	36.495
90	2:23.278	37.375
555	2:23.853	38.152
7	2:24.251	39.308
8	2:25.322	42.014
33	2:23.082	42.100
65	2:25.125	44.850
165	2:25.888	1:07.632
55	2:27.451	1:08.536
64	2:26.252	1:38.222

Num Lap Time Gap

Lap 12

1	2:23.444	
13	2:22.676	00.017
48	2:23.571	00.444
86	2:23.101	01.225
11	2:24.813	01.528
84	2:22.996	01.566
5	2:22.170	01.827
60	2:22.343	08.951
99	2:22.026	09.020
43	2:23.030	09.449
19	2:22.963	13.189
207	2:23.148	13.518
22	2:23.009	13.726
107	2:23.793	15.935
53	2:22.820	17.672
51	2:24.401	22.224
21	2:25.260	26.244
111	2:24.035	27.302
121	2:22.777	27.378
42	2:22.923	27.691
999	2:22.714	28.406
991	2:23.173	33.395
372	2:23.517	34.356
73	2:24.603	37.376
90	2:24.205	38.136
555	2:24.517	39.225
193	2:26.652	39.703
7	2:24.435	40.299
33	2:23.438	42.094
8	2:25.120	43.690
65	2:24.751	46.157
165	2:27.218	1:11.406
55	2:31.135	1:16.227
64	2:27.772	1:42.550

Num Lap Time Gap

1	2:23.444	
13	2:22.676	00.017
48	2:23.571	00.444
86	2:23.101	01.225
11	2:24.813	01.528
84	2:22.996	01.566
5	2:22.170	01.827
60	2:22.343	08.951
99	2:22.026	09.020
43	2:23.030	09.449
19	2:22.963	13.189
207	2:23.148	13.518
22	2:23.009	13.726
107	2:23.793	15.935
53	2:22.820	17.672
51	2:24.401	22.224
21	2:25.260	26.244
111	2:24.035	27.302
121	2:22.777	27.378
42	2:22.923	27.691
999	2:22.714	28.406
991	2:23.173	33.395
372	2:23.517	34.356
73	2:24.603	37.376
90	2:24.205	38.136
555	2:24.517	39.225
193	2:26.652	39.703
7	2:24.435	40.299
33	2:23.438	42.094
8	2:25.120	43.690
65	2:24.751	46.157
165	2:27.218	1:11.406
55	2:31.135	1:16.227
64	2:27.772	1:42.550





Autodromo Nazionale Monza
Clio Cup Series
Race - 1


CLIO CUP

SERIES

Best Sectors Results

Sector - 1				Sector - 2				Sector - 3				Ideal Lap vs Best Lap				
Clas	Nº	Driver	Time	Nº	Driver	Time	Nº	Driver	Time	Clas	Nº	Driver	Ideal Lap	Best Lap	Clas	
1	11	Nikola Miljkovic	41.803	48	Nicolas Milan	47.681	13	Alex Lancellotti	47.917	1	11	Nikola Miljkovic	2:18.603	2:19.564	1	
2	21	Stephan Polderman	42.932	5	Anthony Jurado	47.756	86	Jack Byrne	48.242	2	5	Anthony Jurado	2:19.840	2:21.043	5	
3	5	Anthony Jurado	43.633	1	David Pouget	47.796	1	David Pouget	48.260	3	48	Nicolas Milan	2:19.972	2:20.874	4	
4	43	Damiano Puccetti	43.786	13	Alex Lancellotti	47.926	84	Mattia Lancellotti	48.263	4	13	Alex Lancellotti	2:20.298	2:20.779	3	
5	48	Nicolas Milan	43.930	84	Mattia Lancellotti	47.949	48	Nicolas Milan	48.361	5	84	Mattia Lancellotti	2:20.370	2:21.156	6	
6	10	Lorenzo Van Riet	44.011	11	Nikola Miljkovic	48.058	207	Cristian Ricciarini	48.378	6	1	David Pouget	2:20.391	2:20.689	2	
7	84	Mattia Lancellotti	44.158	99	Guillaume Maio	48.093	5	Anthony Jurado	48.451	7	21	Stephan Polderman	2:20.617	2:21.572	9	
8	60	Leonardo Arduini	44.182	86	Jack Byrne	48.125	991	Ben Jenkins	48.543	8	86	Jack Byrne	2:20.653	2:21.244	7	
9	11	Nikola Tosic	44.234	22	Ludovico Longoni	48.140	60	Leonardo Arduini	48.567	9	43	Damiano Puccetti	2:20.763	2:21.521	8	
10	86	Jack Byrne	44.286	90	Emir Sarac	48.163	22	Ludovico Longoni	48.695	10	60	Leonardo Arduini	2:21.165	2:21.999	11	
11	1	David Pouget	44.335	43	Damiano Puccetti	48.183	42	Mariano Alonso	48.711	11	207	Cristian Ricciarini	2:21.365	2:22.207	15	
12	13	Alex Lancellotti	44.455	19	Gianalberto Coldanis	48.244	53	Nava Nava	48.739	12	107	Lorenzo Van Riet	2:21.511	2:22.560	20	
13	99	Horn	44.555	193	Loic Labeda	48.264	11	Nikola Miljkovic	48.742	13	99	Guillaume Maio	2:21.560	2:21.957	10	
14	37	Andrea Chierichetti	44.561	107	Lorenzo Van Riet	48.314	43	Damiano Puccetti	48.794	14	22	Ludovico Longoni	2:21.650	2:22.129	13	
15	19	Gianalberto Coldanis	44.562	42	Mariano Alonso	48.354	99	Guillaume Maio	48.804	15	19	Gianalberto Coldanis	2:21.680	2:22.207	14	
16	20	Cristian Ricciarini	44.628	207	Cristian Ricciarini	48.359	121	Stefani Ronnie	48.823	16	991	Ben Jenkins	2:21.726	2:22.044	12	
17	33	Michel Faye	44.640	121	Stefani Ronnie	48.400	19	Gianalberto Coldanis	48.874	17	42	Mariano Alonso	2:21.962	2:22.423	18	
18	99	Guillaume Maio	44.663	60	Leonardo Arduini	48.416	555	Youssef Gaber	48.989	18	121	Stefani Ronnie	2:22.108	2:22.417	17	
19	99	Ben Jenkins	44.753	53	Nava Nava	48.428	372	Andrea Chierichetti	49.062	19	53	Nava Nava	2:22.151	2:22.295	16	
20	51	Francesco Pagano	44.768	991	Ben Jenkins	48.430	999	Horn	49.082	20	999	Horn	2:22.268	2:22.537	19	
21	55	Youssef Gaber	44.786	33	Michel Faye	48.451	193	Loic Labeda	49.102	21	111	Nikola Tosic	2:22.302	2:22.605	21	
22	22	Ludovico Longoni	44.815	51	Francesco Pagano	48.471	65	Sebastian Gavazza	49.157	22	193	Loic Labeda	2:22.315	2:23.094	23	
23	7	Mickael Carree	44.870	21	Stephan Polderman	48.520	21	Stephan Polderman	49.165	23	555	Youssef Gaber	2:22.335	2:23.558	28	
24	12	Stefani Ronnie	44.885	555	Youssef Gaber	48.560	107	Lorenzo Van Riet	49.186	24	33	Michel Faye	2:22.385	2:23.082	22	
25	42	Mariano Alonso	44.897	999	Horn	48.631	33	Michel Faye	49.294	25	372	Andrea Chierichetti	2:22.433	2:23.323	26	
26	73	Sandro Cutini	44.903	73	Sandro Cutini	48.747	111	Nikola Tosic	49.301	26	90	Emir Sarac	2:22.527	2:23.278	25	
27	19	Loic Labeda	44.949	111	Nikola Tosic	48.767	73	Sandro Cutini	49.345	27	51	Francesco Pagano	2:22.669	2:23.431	27	
28	90	Emir Sarac	44.975	372	Andrea Chierichetti	48.810	8	Andrea Cordini	49.380	28	73	Sandro Cutini	2:22.995	2:23.181	24	
29	53	Nava Nava	44.984	7	Mickael Carree	48.879	90	Emir Sarac	49.389	29	7	Mickael Carree	2:23.328	2:23.741	29	
30	8	Andrea Cordini	45.085	165	Rolando Bordacchini	48.882	51	Francesco Pagano	49.430	30	65	Sebastian Gavazza	2:23.675	2:24.172	31	
31	16	Rolando Bordacchini	45.326	65	Sebastian Gavazza	48.960	7	Mickael Carree	49.579	31	8	Andrea Cordini	2:23.816	2:24.127	30	
32	55	Rene Steenmetz	45.480	8	Andrea Cordini	49.351	55	Rene Steenmetz	50.021	32	165	Rolando Bordacchini	2:24.401	2:25.700	32	
33	65	Sebastian Gavazza	45.558	55	Rene Steenmetz	49.649	165	Rolando Bordacchini	50.193	33	55	Rene Steenmetz	2:25.150	2:25.821	33	
34	64	Gabriel Alonso	45.852	64	Gabriel Alonso	50.037	64	Gabriel Alonso	50.363	34	64	Gabriel Alonso	2:26.252	2:26.252	34	
35	12	Gabriele Torelli	47.887	12	Gabriele Torelli	1:08.343	12	Gabriele Torelli	1:17.414	35	12	Gabriele Torelli	3:13.644	3:13.644	35	
36	21	Milan Popovic	57.958	16	Giacomo Trebbi	1:10.125	16	Giacomo Trebbi	1:20.668	36	16	Giacomo Trebbi	3:34.416	3:34.416	36	
37	16	Giacomo Trebbi	1:03.623	219	Milan Popovic	1:14.415	219	Milan Popovic	1:25.931	37	219	Milan Popovic	3:38.304	3:38.304	37	
38	10	Mauro Polderman	Transpo	10	Mauro Polderman	Transpo	10	Mauro Polderman	Transpo	38	10	Mauro Polderman	Transpo	Transpo	38	







Autodromo Nazionale Monza

Clio Cup Series

Race - 1

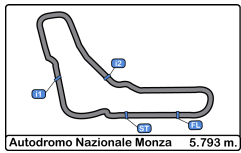
Leader Sequence

CLIO CUP SERIES

N°	Driver	Nat	Cat	Clas	Team	Nat	Group	Start Lap	End Lap	Laps	Total Laps
11	Nikola Miljkovic	 SRB	CHA		TEMPO Racing	 SRB	CCS	1	9	9	9
1	David Pouget	 FRA			GPA Racing	 FRA	CCS	10	12	3	3



RENAULT

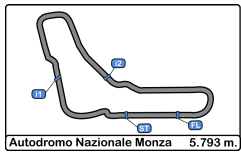


Autodromo Nazionale Monza
Clio Cup Series
Race - 1
Best 5 Lap Times

CLIO CUP

SERIES

Cls	N°	Driver	Nat	Cat	Cls	Team	Nat	Group	Best 1		Best 2		Best 3		Best 4		Best 5	
									Time	Lap	Time	Lap	Time	Lap	Time	Lap	Time	Lap
1	11	Nikola Miljkovic		CHA	1	TEMPO Racing		CCS	2:19.564	1	2:21.005	9	2:21.324	7	2:21.807	6	2:22.114	4
2	1	David Pouget				GPA Racing		CCS	2:20.689	4	2:20.962	9	2:21.212	3	2:21.330	7	2:21.408	8
3	13	Alex Lancellotti		CHA	2	GPA Racing		ITA	2:20.779	11	2:20.839	4	2:20.855	7	2:21.127	9	2:21.972	8
4	48	Nicolas Milan				MILAN Competition		CCS	2:20.874	7	2:21.179	3	2:21.188	9	2:21.903	10	2:22.001	2
5	5	Anthony Jurado				RANGONI Corse		ITA	2:21.043	7	2:21.183	9	2:21.450	1	2:21.843	11	2:21.879	2
6	84	Mattia Lancellotti		CHA	3	GPA Racing		ITA	2:21.156	9	2:21.208	8	2:21.441	11	2:21.585	7	2:21.800	3
7	86	Jack Byrne		JUN	1	GPA Racing		CCS	2:21.244	9	2:21.464	8	2:21.592	7	2:21.617	1	2:21.706	11
8	43	Damiano Puccetti		JUN	2	RANGONI Corse		CCS	2:21.521	6	2:21.879	8	2:22.046	7	2:22.353	9	2:22.690	3
9	21	Stephan Polderman		GEN	1	AST Competition		ESP	2:21.572	8	2:23.070	2	2:23.499	4	2:23.522	10	2:23.734	3
10	99	Guillaume Maio		CHA	4	GM Sport		CCS	2:21.957	8	2:22.026	12	2:22.138	3	2:22.392	6	2:22.506	10
11	60	Leonardo Arduini		JUN	3	MC Motor Tecnica		ITA	2:21.999	2	2:22.255	7	2:22.340	6	2:22.343	12	2:22.511	8
12	991	Ben Jenikins		JUN	4	LDR Performance Tuning		ITA	2:22.044	9	2:22.551	7	2:22.909	10	2:23.173	12	2:23.304	11
13	22	Ludovico Longoni		CHA	5	MC Motor Tecnica		ITA	2:22.129	4	2:22.387	6	2:22.650	11	2:22.678	9	2:22.981	5
14	19	Gianalberto Coldanis		CHA	6	MC Motor Tecnica		ITA	2:22.207	5	2:22.401	6	2:22.622	4	2:22.648	8	2:22.720	3
15	207	Cristian Ricciarini		GEN	2	EsseCorse		ITA	2:22.207	3	2:22.232	2	2:22.414	8	2:22.798	6	2:22.853	11
16	53	Nava Nava		GEN	3	MC Motor Tecnica		CCS	2:22.295	10	2:22.376	8	2:22.662	7	2:22.816	9	2:22.820	12
17	121	Stefani Ronnie		JUN	5	EsseCorse		ITA	2:22.417	10	2:22.649	11	2:22.777	12	2:22.786	9	2:22.961	8
18	42	Mariano Alonso		CHA	7	GPA Racing		CCS	2:22.423	9	2:22.431	10	2:22.719	11	2:22.923	12	2:23.187	8
19	999	Horn		GEN	4	GPA Racing		ITA	2:22.537	11	2:22.569	10	2:22.714	12	2:23.248	9	2:23.784	8
20	107	Lorenzo Van Riet		CHA	8	RANGONI Corse		CCS	2:22.560	1	2:22.855	3	2:22.892	8	2:23.012	6	2:23.031	7
21	111	Nikola Tosic		JUN	6	AKSK Crvena zvezda		CCS	2:22.605	11	2:23.011	4	2:23.985	5	2:24.035	12	2:24.181	10
22	33	Michel Faye		GEN	5	GM Sport		CCS	2:23.082	11	2:23.438	12	2:23.492	4	2:23.811	5	2:24.029	10
23	193	Loic Labeda		CHA	9	GM Sport		CCS	2:23.094	9	2:24.080	10	2:24.169	2	2:24.196	11	2:24.217	6
24	73	Sandro Cutini		CHA	10	EsseCorse		ITA	2:23.181	9	2:24.074	11	2:24.243	3	2:24.273	10	2:24.377	7
25	90	Emir Sarac		CHA	11	Uniq Racing		ITA	2:23.278	11	2:23.942	9	2:24.205	12	2:24.223	5	2:24.405	7
26	372	Andrea Chierichetti		GEN	6	MC Motor Tecnica		ITA	2:23.323	11	2:23.393	8	2:23.517	12	2:23.969	10	2:23.977	7
27	51	Francesco Pagano		JUN	7	ASD SCUDERIA		ITA	2:23.431	7	2:23.443	10	2:23.485	5	2:23.506	4	2:23.610	9
28	555	Youssef Gaber		CHA	12	Uniq Racing		ITA	2:23.558	2	2:23.725	9	2:23.853	11	2:23.868	7	2:23.989	6
29	7	Mickael Carree		GEN	7	T2CM		CCS	2:23.741	4	2:23.857	6	2:24.146	9	2:24.251	11	2:24.329	2
30	8	Andrea Cordini		GEN	8	EsseCorse		ITA	2:24.127	9	2:24.397	10	2:24.406	7	2:24.491	8	2:25.006	4
31	65	Sebastian Gavazza		JUN	8	Sevenhills Motorsport		ITA	2:24.172	8	2:24.182	10	2:24.197	7	2:24.268	9	2:24.584	4
32	165	Rolando		GEN	9	RANGONI Corse		ITA	2:25.700	4	2:25.888	11	2:26.004	7	2:26.176	6	2:26.336	10
33	55	Rene Steenmetz		GEN	10	AST Competition		ESP	2:25.821	4	2:26.507	7	2:26.724	10	2:27.104	6	2:27.262	2
34	64	Gabriel Alonso		GEN	11	GPA Racing		CCS	2:26.252	11	2:27.772	12	2:27.968	10	2:28.239	9	2:29.686	7
35	12	Gabriele Torelli				RANGONI Corse		CCS	3:13.644	1								
36	16	Giacomo Trebbi		CHA	13	MC Motor Tecnica		ITA	3:34.416	1								
37	219	Milan Popovic		CHA	14	TEMPO Racing		CCS	3:38.304	1								
38	10	Mauro Polderman		JUN	9	AST Competition		CCS										



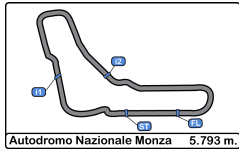
Autodromo Nazionale Monza
Clio Cup Series
Race - 1
Best 5 Top Speeds

CLIO CUP

SERIES

Clas	N°	Driver	Nat	Cat	Cls	Team	Nat	Group	Top 1		Top 2		Top 3		Top 4		Top 5		Avg
									Km/h	Lap	Km/h	Lap	Km/h	Lap	Km/h	Lap	Km/h	Lap	
1	207	Cristian Ricciarini	ITA	GEN	1	EsseCorse	ITA	ITA	211.3	4	207.2	7	198.8	6	198.8	12	198.5	5	202.9
2	48	Nicolas Milan	FRA			MILAN Competition	FRA	CCS	210.9	4	209.3	7	205.7	3	204.1	10	203.7	6	206.7
3	99	Guillaume Maio	FRA	CHA	1	GM Sport	FRA	CCS	210.9	4	202.6	3	200.0	7	198.1	8	197.8	11	201.9
4	193	Loic Labeda	FRA	CHA	2	GM Sport	FRA	CCS	210.9	8	207.6	9	207.6	12	206.8	10	206.8	11	208.0
5	1	David Pouget	FRA			GPA Racing	FRA	CCS	208.8	9	208.0	3	204.9	4	204.1	10	203.3	5	205.8
6	86	Jack Byrne	IRL	JUN	1	GPA Racing	FRA	CCS	208.4	11	203.0	12	200.3	2	200.0	7	199.6	6	202.3
7	121	Stefani Ronnie	ITA	JUN	2	EsseCorse	ITA	ITA	208.0	5	206.1	11	204.5	8	203.7	10	203.0	9	205.1
8	33	Michel Faye	FRA	GEN	2	GM Sport	FRA	CCS	207.6	5	205.3	6	204.1	9	200.7	12	200.3	11	203.6
9	60	Leonardo Arduini	ITA	JUN	3	MC Motortecnica	ITA	CCS / ITA	207.6	6	207.2	10	204.9	12	203.3	7	203.0	11	205.2
10	999	Horn	FRA	GEN	3	GPA Racing	FRA	CCS / ITA	207.6	11	206.5	10	197.0	12	194.9	7	193.8	8	200.0
11	43	Damiano Puccetti	ITA	JUN	4	RANGONI Corse	ITA	CCS	207.2	6	203.0	4	197.0	12	196.0	9	195.6	11	199.8
12	42	Mariano Alonso	ESP	CHA	3	GPA Racing	FRA	CCS	206.5	4	204.1	5	202.2	8	199.6	2	199.2	11	202.3
13	73	Sandro Cutini	ITA	CHA	4	EsseCorse	ITA	ITA	206.5	11	203.0	9	202.6	4	201.4	8	201.1	10	202.9
14	53	Nava Nava	ITA	GEN	4	MC Motortecnica	ITA	CCS	206.1	10	198.8	11	198.1	12	197.8	7	197.4	8	199.6
15	555	Youssef Gaber	EGY	CHA	5	Uniq Racing	ITA	ITA	204.9	2	204.9	7	203.0	10	199.6	11	199.2	3	202.3
16	11	Nikola Mijjkovic	SRB	CHA	6	TEMPO Racing	SRB	CCS	204.5	4	200.3	9	199.2	11	196.0	7	195.6	10	199.1
17	5	Anthony Jurado	FRA			RANGONI Corse	ITA	CCS / ITA	203.7	4	202.6	3	199.2	7	198.1	10	196.7	5	200.1
18	84	Mattia Lancellotti	ITA	CHA	7	GPA Racing	FRA	ITA	203.3	11	201.8	12	197.0	8	196.7	5	193.2	4	198.4
19	111	Nikola Tosic	SRB	JUN	5	AKSK Crvena zvezda	SRB	CCS	203.3	11	196.0	10	193.5	12	193.2	4	192.5	3	195.7
20	51	Francesco Pagano	ITA	JUN	6	ASD SCUDERIA VENANZIO	ITA	ITA	203.0	4	198.8	12	197.0	10	196.3	6	194.9	9	198.0
21	8	Andrea Cordini	ITA	GEN	5	EsseCorse	ITA	ITA	202.6	10	196.0	6	192.8	11	191.8	5	191.4	9	194.9
22	165	Rolando Bordacchini	ITA	GEN	6	RANGONI Corse	ITA	ITA	202.6	9	196.3	5	195.6	12	192.8	7	191.4	11	195.7
23	13	Alex Lancellotti	ITA	CHA	8	GPA Racing	FRA	ITA	202.2	11	197.0	5	195.6	7	195.6	12	193.5	4	196.8
24	372	Andrea Chierichetti	ITA	GEN	7	MC Motortecnica	ITA	ITA	202.2	5	200.0	6	198.1	7	198.1	10	198.1	11	199.3
25	7	Mickael Carree	FRA	GEN	8	T2CM	FRA	CCS	200.7	9	195.6	6	192.1	5	188.1	7	187.8	10	192.9
26	19	Gianalberto Coldanis	ITA	CHA	9	MC Motortecnica	ITA	ITA	200.7	4	200.7	12	200.0	6	199.2	7	199.2	8	200.0
27	65	Sebastian Gavazza	ITA	JUN	7	Sevenhills Motorsport	ITA	ITA	198.8	10	197.4	11	189.1	5	186.8	3	185.5	7	191.5
28	21	Stephan Polderman	NLD	GEN	9	AST Competition	ESP	CCS / ITA	198.5	6	198.1	10	197.0	7	195.2	5	193.5	8	196.5
29	107	Lorenzo Van Riet	NLD	CHA	10	RANGONI Corse	ITA	CCS	198.5	7	197.4	6	195.2	9	194.2	4	192.8	10	195.6
30	22	Ludovico Longoni	ITA	CHA	11	MC Motortecnica	ITA	CCS / ITA	198.1	12	197.4	6	195.2	7	194.9	4	194.2	11	196.0
31	90	Emir Sarac	TUR	CHA	12	Uniq Racing	ITA	ITA	196.3	12	194.2	8	193.8	10	193.5	5	192.1	11	194.0
32	991	Ben Jenikins	GBR	JUN	8	LDR Performance Tuning	ITA	ITA	194.9	11	192.1	9	191.4	12	184.3	8	183.0	5	189.1
33	64	Gabriel Alonso	ESP	GEN	10	GPA Racing	FRA	CCS	186.8	7	181.2	5	180.3	12	180.0	11	179.7	9	181.6
34	55	Rene Steenmetz	NLD	GEN	11	AST Competition	ESP	CCS	183.3	11	181.2	12	179.7	8	176.7	3	172.8	5	178.7
35	219	Milan Popovic	SRB	CHA	13	TEMPO Racing	SRB	CCS	170.0	1									170.0
36	12	Gabriele Torelli	ITA			RANGONI Corse	ITA	CCS	167.1	1									167.1
37	10	Mauro Polderman	NLD	JUN	9	AST Competition	ESP	CCS	165.6	1									165.6
38	16	Giacomo Trebbi	ITA	CHA	14	MC Motortecnica	ITA	ITA	132.1	1									132.1






Autodromo Nazionale Monza
 Clio Cup Series
 Race - 1
Fastest Laps Sequence

CLIO CUP SERIES

Lap	Time of Day	Session Time	N° Driver	Nat	Cat	Team	Nat	Group	Time	Km/h
-----	-------------	--------------	-----------	-----	-----	------	-----	-------	------	------





Autodromo Nazionale Monza
Clio Cup Series
Race - 1

CLIO CUP

SERIES

Event Best Maximum Speed

N°	Driver	Nat	Cat	Clas	Team	Nat	Group	Km/h	Session
11	Nikola Miljkovic		SRB	CHA 1	TEMPO Racing		SRB	CCS	221.3 Free practice - 2
13	Alex Lancellotti		ITA	CHA 2	GPA Racing		ITA	220.4	Qualifying - 1
12	Gabriele Torelli		ITA		RANGONI Corse		ITA	219.9	Qualifying - 1
43	Damiano Puccetti		ITA	JUN 1	RANGONI Corse		ITA	219.9	Qualifying - 1
5	Anthony Jurado		FRA		RANGONI Corse		ITA	219.5	Free practice - 2
207	Cristian Ricciarini		ITA	GEN 1	EsseCorse		ITA	219.5	Qualifying - 1
86	Jack Byrne		IRE	JUN 2	GPA Racing		FRA	219.0	Free practice - 2
19	Gianalberto Coldanis		ITA	CHA 3	MC Motor Tecnica		ITA	219.0	Free practice - 2
84	Mattia Lancellotti		ITA	CHA 4	GPA Racing		ITA	218.6	Free practice - 2
73	Sandro Cutini		ITA	CHA 5	EsseCorse		ITA	218.1	Free practice - 2
10	Mauro Polderman		NLD	JUN 3	AST Competition		ESP	218.1	Free practice - 2
1	David Pouget		FRA		GPA Racing		FRA	218.1	Qualifying - 1
53	Nava Nava		ITA	GEN 2	MC Motor Tecnica		ITA	217.7	Free practice - 2
48	Nicolas Milan		FRA		MILAN Competition		FRA	217.7	Free practice - 2
60	Leonardo Arduini		ITA	JUN 4	MC Motor Tecnica		ITA	217.3	Qualifying - 1
22	Ludovico Longoni		ITA	CHA 6	MC Motor Tecnica		ITA	217.3	Qualifying - 1
99	Guillaume Maio		FRA	CHA 7	GM Sport		FRA	217.3	Qualifying - 1
121	Stefani Ronnie		ITA	JUN 5	EsseCorse		ITA	216.8	Free practice - 2
107	Lorenzo Van Riet		NLD	CHA 8	RANGONI Corse		ITA	216.8	Qualifying - 1
111	Nikola Tomic		SRB	JUN 6	AKSK Crvena zvezda		SRB	216.0	Qualifying - 1
7	Mickael Carree		FRA	GEN 3	T2CM		FRA	216.0	Qualifying - 1
991	Ben Jenkins		GBR	JUN 7	LDR Performance Tuning		ITA	215.5	Free practice - 2
193	Loic Labeda		FRA	CHA 9	GM Sport		FRA	215.5	Qualifying - 1
372	Andrea Chierichetti		ITA	GEN 4	MC Motor Tecnica		ITA	215.5	Qualifying - 1
8	Andrea Cordini		ITA	GEN 5	EsseCorse		ITA	215.1	Free practice - 2
999	Horn		FRA	GEN 6	GPA Racing		FRA	215.1	Qualifying - 1
16	Giacomo Trebbi		ITA	CHA 10	MC Motor Tecnica		ITA	215.1	Qualifying - 1
555	Youssef Gaber		EGY	CHA 11	Uniq Racing		ITA	214.7	Qualifying - 1
21	Stephan Polderman		NLD	GEN 7	AST Competition		ESP	214.7	Qualifying - 1
33	Michel Faye		FRA	GEN 8	GM Sport		FRA	213.8	Free practice - 2
55	Rene Steenmetz		NLD	GEN 9	AST Competition		ESP	213.8	Qualifying - 1
90	Emir Sarac		TUR	CHA 12	Uniq Racing		ITA	213.4	Qualifying - 1
51	Francesco Pagano		ITA	JUN 8	ASD SCUDERIA		ITA	212.5	Free practice - 2
42	Mariano Alonso		ESP	CHA 13	GPA Racing		FRA	212.1	Free practice - 2
65	Sebastian Gavazza		ITA	JUN 9	Sevenhills Motorsport		ITA	211.7	Qualifying - 1
219	Milan Popovic		SRB	CHA 14	TEMPO Racing		SRB	210.9	Free practice - 2
165	Rolando Bordacchini		ITA	GEN 10	RANGONI Corse		ITA	210.5	Qualifying - 1
64	Gabriel Alonso		ESP	GEN 11	GPA Racing		FRA	204.1	Qualifying - 1



Autodromo Nazionale Monza

Clio Cup Series

Race - 1


Lap Chart

CLIO CUP SERIES

LAP

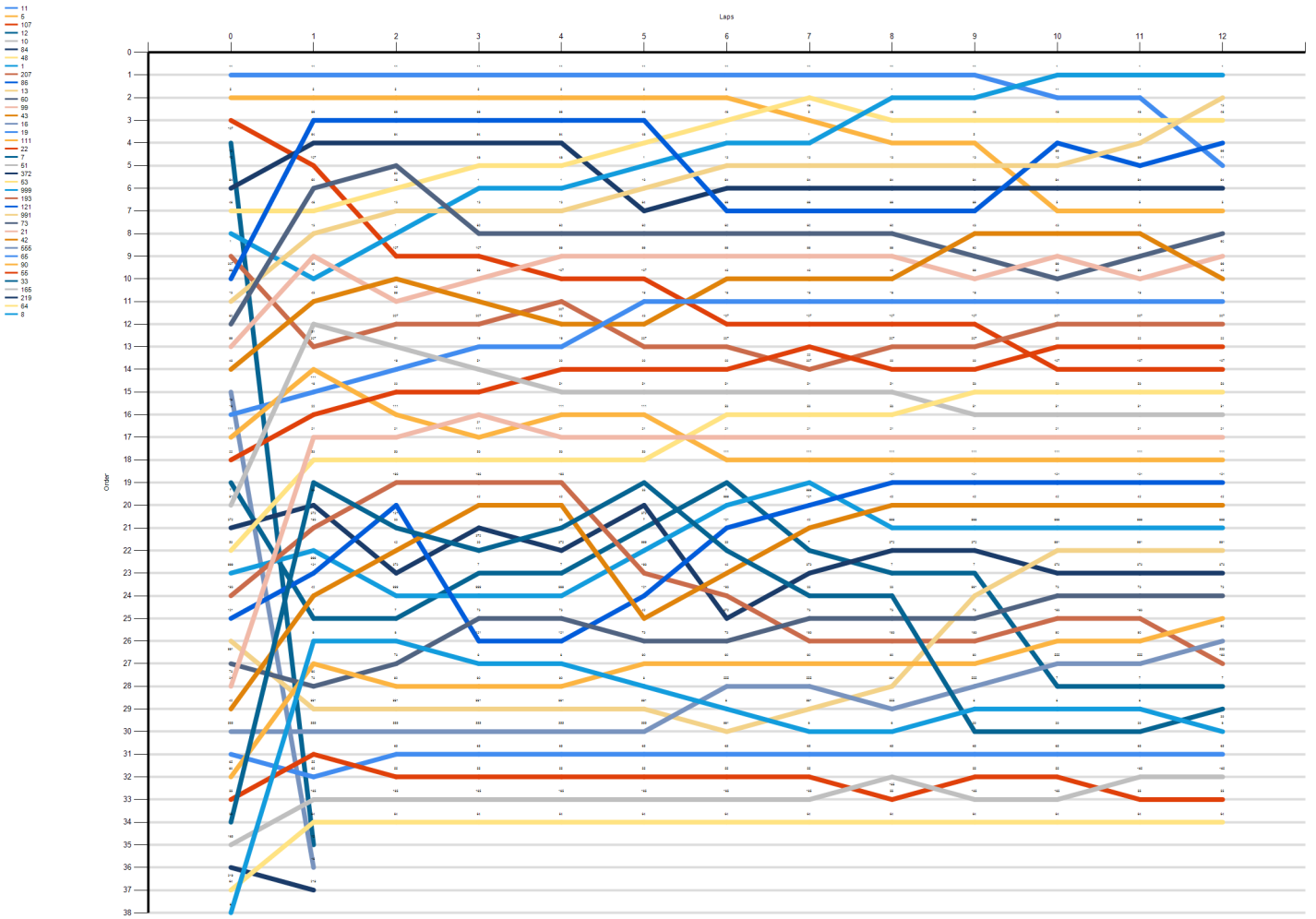
Nr	Pos	Grid	1	2	3	4	5	6	7	8	9	10	11	12
11	1	11	11	11	11	11	11	11	11	11	11	1	1	1
5	2	5	5	5	5	5	5	5	48	1	1	11	11	13
107	3	107	86	86	86	86	86	48	5	48	48	48	48	48
12	4	12	84	84	84	84	48	1	1	5	5	86	13	86
10	5	10	107	60	48	48	1	13	13	13	13	13	86	11
84	6	84	60	48	1	1	13	84	84	84	84	84	84	84
48	7	48	48	13	13	13	84	86	86	86	86	5	5	5
1	8	1	13	1	60	60	60	60	60	60	43	43	43	60
207	9	207	99	107	107	99	99	99	99	99	60	99	60	99
86	10	86	1	43	99	107	107	43	43	43	99	60	99	43
13	11	13	43	99	43	207	19	19	19	19	19	19	19	19
60	12	60	51	207	207	43	43	107	107	107	107	207	207	207
99	13	99	207	51	19	19	207	207	22	207	207	22	22	22
43	14	43	111	19	51	22	22	207	22	207	22	107	107	107
16	15	16	19	22	22	51	51	51	51	51	53	53	53	53
19	16	19	22	111	21	111	111	53	53	53	51	51	51	51
111	17	111	21	21	111	21	21	21	21	21	21	21	21	21
22	18	22	53	53	53	53	53	111	111	111	111	111	111	111
7	19	7	33	193	193	193	33	7	999	121	121	121	121	121
51	20	51	372	121	42	42	372	999	121	42	42	42	42	42
372	21	372	193	33	372	33	7	121	42	999	999	999	999	999
53	22	53	999	42	33	372	999	33	7	372	372	991	991	991
999	23	999	121	372	7	7	193	42	372	7	7	372	372	372
193	24	193	42	999	999	999	121	193	33	33	991	73	73	73
121	25	121	7	7	73	73	42	372	73	73	73	193	193	90
991	26	991	8	8	121	121	73	73	193	193	193	90	90	555
73	27	73	90	73	8	8	90	90	90	90	90	555	555	193
21	28	21	73	90	90	90	8	555	555	991	555	7	7	7
42	29	42	991	991	991	991	991	8	991	555	8	8	8	33
555	30	555	555	555	555	555	555	991	8	8	33	33	33	8
65	31	65	55	65	65	65	65	65	65	65	65	65	65	65
90	32	90	65	55	55	55	55	55	55	165	55	55	165	165
55	33	55	165	165	165	165	165	165	165	55	165	165	55	55
33	34	33	64	64	64	64	64	64	64	64	64	64	64	64
165	35	165	12											
219	36	219	16											
64	37	64	219											
8	38	8												

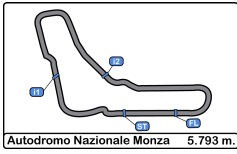




Autodromo Nazionale Monza
Clio Cup Series
Race - 1
Graphic Lap Chart

CLIO CUP SERIES






Autodromo Nazionale Monza
 Clio Cup Series
 Race - 1
 Pit Stop Analysis

CLIO CUP SERIES

<u>Or</u> <u>d.</u>	<u>Nr.</u>	<u>In Day Time</u>	<u>Entrant/Team</u>	<u>Nat</u>	<u>Driver 1</u>	<u>Nat</u>	<u>Driver 2</u>	<u>Nat</u>	<u>Group</u>	<u>Cat</u>	<u>In Time</u>	<u>Stop N°</u>	<u>Pit Time</u>	<u>Handicap</u>	<u>Diff.</u>
------------------------	------------	--------------------	---------------------	------------	-----------------	------------	-----------------	------------	--------------	------------	----------------	----------------	-----------------	-----------------	--------------



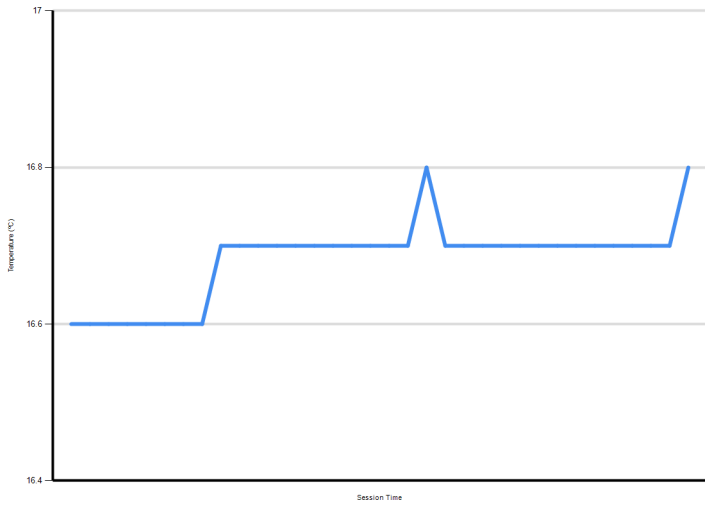


Autodromo Nazionale Monza
Clio Cup Series
Race - 1
Weather Report

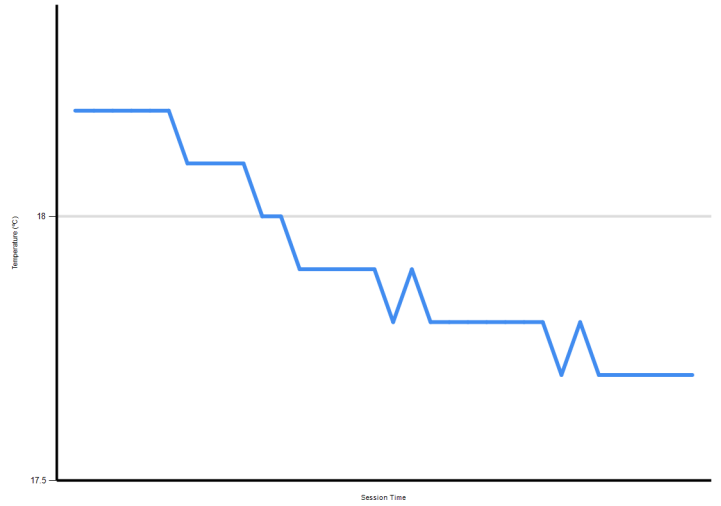
CLIO CUP

SERIES

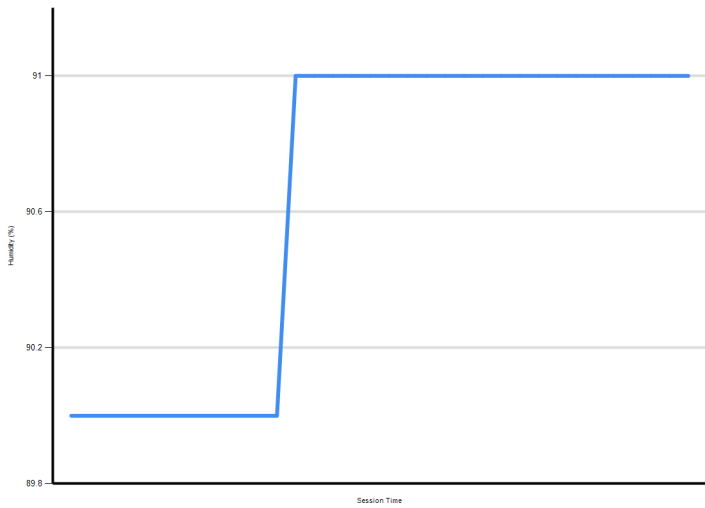
Air Temperature



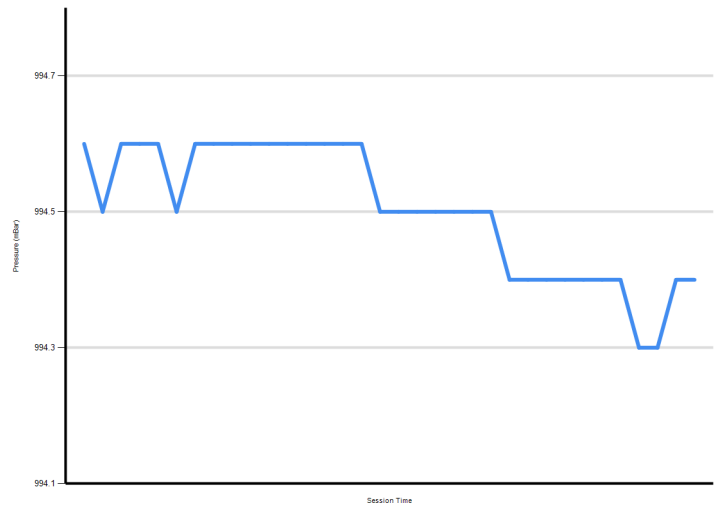
Track Temperature



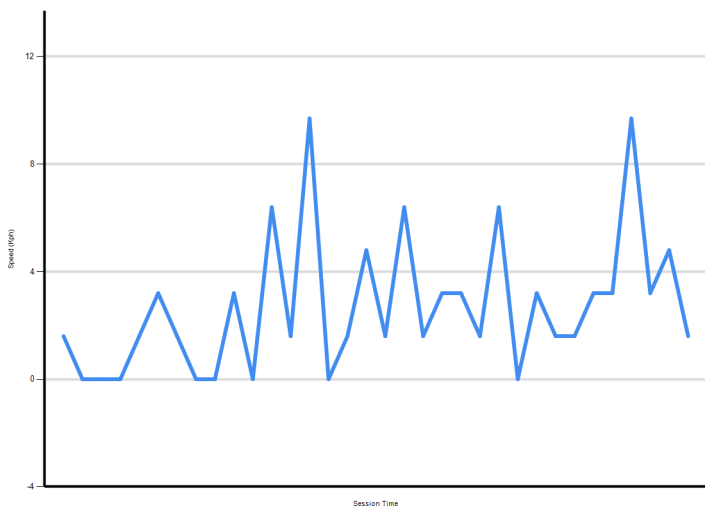
Humidity



Pressure



Wind Speed



Wind direction

