

Autodromo Nazionale Monza

Alpine Elf Cup Series

Race - 2

Provisional Results



Autodromo Nazionale Monza 5.793 m

Clas	Nº	Driver	Nat	Cat	Clas	Team	Nat	Level	Laps	Total Time	Gap	Interval	Km/h	Best	Time	Km/h
1	4	Léo Jousset		JUN	1	RACE CARS		Inter C	14	27:47.105			175.1	13	1:58.104	176.5
2	38	Charles Roussanne		JUN	2	VPS RACING		Inter D	14	27:56.039	8.934	8.934	174.2	6	1:58.270	176.3
3	8	Lukas Papin		JUN	3	SCHUMACHER CLRT		Inter D	14	27:56.389	9.284	0.350	174.1	11	1:58.204	176.4
4	10	Romain Monti		PRO	1	HAZEL TECHNOLOGIE		Inter C	14	28:04.986	17.881	8.597	173.2	7	1:59.210	174.9
5	31	Louis Meric		CHA	1	RACE CARS		Inter C	14	28:11.246	24.141	6.260	172.6	6	1:59.339	174.7
6	85	Thibaut Bossy		CHA	2	HERRERO RACING		Inter C	14	28:12.364	25.259	1.118	172.5	5	1:59.110	175.0
7	3	Gosia Rdest		CHA	3	HAZEL TECHNOLOGIE		Inter	14	28:25.956	38.851	13.592	171.1	8	1:59.993	173.8
8	2	Florian Coruble		CHA	4	HAZEL TECHNOLOGIE		Inter C	14	28:32.931	45.826	6.975	170.4	12	1:59.088	175.1
9	36	Sami Dhahri		JUN	4	VPS RACING		Inter C	14	28:40.632	53.527	7.701	169.6	11	1:59.562	174.4
10	123	Frédéric De Brabant		GEN	1	HAZEL TECHNOLOGIE		NCC	14	28:42.661	55.556	2.029	169.4	13	2:01.718	171.3
11	18	Pierre Macchi		GEN	2	SCHUMACHER CLRT		Inter C	14	28:44.564	57.459	1.903	169.2	10	2:01.375	171.8
12	77	Alain Jacono		GEN	3	HAZEL TECHNOLOGIE		NCC	14	28:49.734	1:02.629	5.170	168.7	9	2:01.347	171.8
13	23	Laurent Richard		GEN	4	HERRERO RACING		Inter C	14	28:50.159	1:03.054	0.425	168.7	12	2:01.364	171.8
14	7	Franc Rouxel		GEN	5	HERRERO RACING		Inter D	14	29:06.385	1:19.280	16.226	167.1	13	2:01.502	171.6
15	63	Pierre-Laurent Figuiere		CHA	5	HAZEL TECHNOLOGIE		Inter C	13	27:50.333	1 Lap	1 Lap	162.3	11	2:01.541	171.5
16	37	Filippo Barberi		JUN	5	VPS RACING		Inter D	13	28:27.149	1 Lap	36.816	158.8	3	2:00.949	172.4

Not classified: (Requirements: 75% of number laps of leader = 11 Laps)

9	Philippe Bourgois		GEN	RACE CARS		Inter C	6	13:12.674	8 Laps	7 Laps	157.8	4	2:02.065	170.8
---	-------------------	--	-----	-----------	--	---------	---	-----------	--------	--------	-------	---	----------	-------

Fastest lap Léo Jousset in 1:58.104 at 176.5 Km/h in lap 13

Published at:.....

Track Temp: 24.5 °C Air Temp: 22.4 °C Humidity: 68 % Track Status: WET

Race Director:


Timekeeper:

Luis Garcia
JOB-2654-ESP/M



Alpine Mobility





Autodromo Nazionale Monza
Alpine Elf Cup Series
Race - 2
Provisional Results by Category



CHA																
Clas	Nº	Driver	Nat	Cat	Clas	Team	Nat	Level	Laps	Total Time	Gap	Interval	Km/h	Best	Time	Km/h
1	31	Louis Meric		CHA	1	RACE CARS		Inter C	14	28:11.246			172.6	6	1:59.339	174.7
2	85	Thibaut Bossy		CHA	2	HERRERO RACING		Inter C	14	28:12.364	1.118	1.118	172.5	5	1:59.110	175.0
3	3	Gosia Rdest		CHA	3	CHAZEL TECHNOLOGIE		Inter	14	28:25.956	14.710	13.592	171.1	8	1:59.993	173.8
4	2	Florian Coruble		CHA	4	CHAZEL TECHNOLOGIE		Inter C	14	28:32.931	21.685	6.975	170.4	12	1:59.088	175.1
5	63	Pierre-Laurent Figuiere		CHA	5	CHAZEL TECHNOLOGIE		Inter C	13	27:50.333	1 Lap	1 Lap	162.3	11	2:01.541	171.5

JUN																
Clas	Nº	Driver	Nat	Cat	Clas	Team	Nat	Level	Laps	Total Time	Gap	Interval	Km/h	Best	Time	Km/h
1	4	Léo Jousset		JUN	1	RACE CARS		Inter C	14	27:47.105			175.1	13	1:58.104	176.5
2	38	Charles Roussanne		JUN	2	VPS RACING		Inter D	14	27:56.039	8.934	8.934	174.2	6	1:58.270	176.3
3	8	Lukas Papin		JUN	3	SCHUMACHER CLRT		Inter D	14	27:56.389	9.284	0.350	174.1	11	1:58.204	176.4
4	36	Sami Dhahri		JUN	4	VPS RACING		Inter C	14	28:40.632	53.527	44.243	169.6	11	1:59.562	174.4
5	37	Filippo Barberi		JUN	5	VPS RACING		Inter D	13	28:27.149	1 Lap	1 Lap	158.8	3	2:00.949	172.4

PRO																
Clas	Nº	Driver	Nat	Cat	Clas	Team	Nat	Level	Laps	Total Time	Gap	Interval	Km/h	Best	Time	Km/h
1	10	Romain Monti		PRO	1	CHAZEL TECHNOLOGIE		Inter C	14	28:04.986			173.2	7	1:59.210	174.9

GEN																
Clas	Nº	Driver	Nat	Cat	Clas	Team	Nat	Level	Laps	Total Time	Gap	Interval	Km/h	Best	Time	Km/h
1	123	Frédéric De Brabant		GEN	1	CHAZEL TECHNOLOGIE		NCC	14	28:42.661			169.4	13	2:01.718	171.3
2	18	Pierre Macchi		GEN	2	SCHUMACHER CLRT		Inter C	14	28:44.564	1.903	1.903	169.2	10	2:01.375	171.8
3	77	Alain Jacono		GEN	3	CHAZEL TECHNOLOGIE		NCC	14	28:49.734	7.073	5.170	168.7	9	2:01.347	171.8
4	23	Laurent Richard		GEN	4	HERRERO RACING		Inter C	14	28:50.159	7.498	0.425	168.7	12	2:01.364	171.8
5	7	Franc Rouxel		GEN	5	HERRERO RACING		Inter D	14	29:06.385	23.724	16.226	167.1	13	2:01.502	171.6

Not classified: (Requirements: 75% of number laps of leader = 11 Laps)

9	Philippe Bourgois		GEN	6	RACE CARS		Inter C	6	13:12.674	8 Laps	8 Laps	157.8	4	2:02.065	170.8
---	-------------------	--	-----	---	-----------	--	---------	---	-----------	--------	--------	-------	---	----------	-------

Fastest lap Léo Jousset in 1:58.104 at 176.5 Km/h in lap 13

Published at:.....

Track Temp: 24.5 °C Air Temp: 22.4 °C Humidity: 68 % Track Status: WET

Race Director:


Timekeeper:

Luis Garcia
 JOB-2654-ESP/M



Alpine Mobility





Autodromo Nazionale Monza
Alpine Elf Cup Series
Race - 2
Provisional Results by Class



Inter C																
Clas	Nº	Driver	Nat	Cat	Clas	Team	Nat	Level	Laps	Total Time	Gap	Interval	Km/h	Best	Time	Km/h
1	4	Léo Jousset		JUN	1	RACE CARS		Inter C	14	27:47.105			175.1	13	1:58.104	176.5
2	10	Romain Monti		PRO	1	CHAZEL TECHNOLOGIE		Inter C	14	28:04.986	17.881	17.881	173.2	7	1:59.210	174.9
3	31	Louis Meric		CHA	1	RACE CARS		Inter C	14	28:11.246	24.141	6.260	172.6	6	1:59.339	174.7
4	85	Thibaut Bossy		CHA	2	HERRERO RACING		Inter C	14	28:12.364	25.259	1.118	172.5	5	1:59.110	175.0
5	2	Florian Coruble		CHA	4	CHAZEL TECHNOLOGIE		Inter C	14	28:32.931	45.826	20.567	170.4	12	1:59.088	175.1
6	36	Sami Dhahri		JUN	4	VPS RACING		Inter C	14	28:40.632	53.527	7.701	169.6	11	1:59.562	174.4
7	18	Pierre Macchi		GEN	2	SCHUMACHER CLRT		Inter C	14	28:44.564	57.459	3.932	169.2	10	2:01.375	171.8
8	23	Laurent Richard		GEN	4	HERRERO RACING		Inter C	14	28:50.159	1:03.054	5.595	168.7	12	2:01.364	171.8
9	63	Pierre-Laurent Figuiere		CHA	5	CHAZEL TECHNOLOGIE		Inter C	13	27:50.333	1 Lap	1 Lap	162.3	11	2:01.541	171.5
Not classified: (Requirements: 75% of number laps of leader = 11 Laps)																
9		Philippe Bourgois		GEN	6	RACE CARS		Inter C	6	13:12.674	8 Laps	7 Laps	157.8	4	2:02.065	170.8

Inter D																
Clas	Nº	Driver	Nat	Cat	Clas	Team	Nat	Level	Laps	Total Time	Gap	Interval	Km/h	Best	Time	Km/h
1	38	Charles Roussanne		JUN	2	VPS RACING		Inter D	14	27:56.039			174.2	6	1:58.270	176.3
2	8	Lukas Papin		JUN	3	SCHUMACHER CLRT		Inter D	14	27:56.389	0.350	0.350	174.1	11	1:58.204	176.4
3	7	Franc Rouxel		GEN	5	HERRERO RACING		Inter D	14	29:06.385	1:10.346	1:09.996	167.1	13	2:01.502	171.6
4	37	Filippo Barberi		JUN	5	VPS RACING		Inter D	13	28:27.149	1 Lap	1 Lap	158.8	3	2:00.949	172.4

Inter																
Clas	Nº	Driver	Nat	Cat	Clas	Team	Nat	Level	Laps	Total Time	Gap	Interval	Km/h	Best	Time	Km/h
1	3	Gosia Rdest		CHA	3	CHAZEL TECHNOLOGIE		Inter	14	28:25.956			171.1	8	1:59.993	173.8

NCC																
Clas	Nº	Driver	Nat	Cat	Clas	Team	Nat	Level	Laps	Total Time	Gap	Interval	Km/h	Best	Time	Km/h
1	123	Frédéric De Brabant		GEN	1	CHAZEL TECHNOLOGIE		NCC	14	28:42.661			169.4	13	2:01.718	171.3
2	77	Alain Jacono		GEN	3	CHAZEL TECHNOLOGIE		NCC	14	28:49.734	7.073	7.073	168.7	9	2:01.347	171.8


Fastest lap Léo Jousset in 1:58.104 at 176.5 Km/h in lap 13

Published at:.....

Track Temp: 24.5 °C Air Temp: 22.4 °C Humidity: 68 % Track Status: WET

Race Director:	Timekeeper: Luis Garcia JOB-2654-ESP/M
-----------------------	---





Autodromo Nazionale Monza

Alpine Elf Cup Series

Race - 2

Provisional Classification by Driver Fastest Lap

ALPINE




Autodromo Nazionale Monza 5.793 m.

Cl	N°	Entrant/Team	Nat	Level	Driver	Nat	Cat	Cl	Laps	Best	Time	Gap	Interval	Km/h
1	4	RACE CARS CONSULTING	FRA	Inter C	Léo Jousset	FRA	JUN	1	14	13	1:58.104			176.5
2	8	SCHUMACHER CLRT	FRA	Inter D	Lukas Papin	FRA	JUN	2	14	11	1:58.204	0.100	0.100	176.4
3	38	VPS RACING	FRA	Inter D	Charles Roussanne	FRA	JUN	3	14	6	1:58.270	0.166	0.066	176.3
4	2	HAZEL TECHNOLOGIE COURSE	FRA	Inter C	Florian Coruble	FRA	CHA	1	14	12	1:59.088	0.984	0.818	175.1
5	85	HERRERO RACING	FRA	Inter C	Thibaut Bossy	FRA	CHA	2	14	5	1:59.110	1.006	0.022	175.0
6	10	HAZEL TECHNOLOGIE JU	FRA	Inter C	Romain Monti	FRA	PRO	1	14	7	1:59.210	1.106	0.100	174.9
7	31	RACE CARS CONSULTING	FRA	Inter C	Louis Meric	FRA	CHA	3	14	6	1:59.339	1.235	0.129	174.7
8	36	VPS RACING	FRA	Inter C	Sami Dhahri	FRA	JUN	4	14	11	1:59.562	1.458	0.223	174.4
9	3	HAZEL TECHNOLOGIE JU	FRA	Inter	Gosia Rdest	POL	CHA	4	14	8	1:59.993	1.889	0.431	173.8
10	37	VPS RACING	FRA	Inter D	Filippo Barberi	FRA	JUN	5	13	3	2:00.949	2.845	0.956	172.4
11	77	HAZEL TECHNOLOGIE CO	FRA	NCC	Alain Jacono	FRA	GEN	1	14	9	2:01.347	3.243	0.398	171.8
12	23	HERRERO RACING	FRA	Inter C	Laurent Richard	FRA	GEN	2	14	12	2:01.364	3.260	0.017	171.8
13	18	SCHUMACHER CLRT	FRA	Inter C	Pierre Macchi	FRA	GEN	3	14	10	2:01.375	3.271	0.011	171.8
14	7	HERRERO RACING	FRA	Inter D	Franc Rouxel	FRA	GEN	4	14	13	2:01.502	3.398	0.127	171.6
15	63	HAZEL TECHNOLOGIE CO	FRA	Inter C	Pierre-Laurent Figueie	FRA	CHA	5	13	11	2:01.541	3.437	0.039	171.5
16	123	HAZEL TECHNOLOGIE CO	FRA	NCC	Frédéric De Brabant	FRA	GEN	5	14	13	2:01.718	3.614	0.177	171.3
17	9	RACE CARS CONSULTING	FRA	Inter C	Philippe Bourgois	BEL	GEN	6	6	4	2:02.065	3.961	0.347	170.8



Alpine Mobility





Autodromo Nazionale Monza
Alpine Elf Cup Series
Race - 2
Distance and Speed Average




Autodromo Nazionale Monza 5.793 m.

Clas	Nº	Driver	Nat	Cat	Clas	Team	Nat	Level	Laps	Distance	Total Time	Km/h
1	4	Léo Jousset	FRA	JUN	1	RACE CARS	FRA	Inter C	14	81.10	27:47.105	175.1
2	38	Charles Roussanne	FRA	JUN	2	VPS RACING	FRA	Inter D	14	81.10	27:56.039	174.2
3	8	Lukas Papin	FRA	JUN	3	SCHUMACHER CLRT	FRA	Inter D	14	81.10	27:56.389	174.1
4	10	Romain Monti	FRA	PRO	1	CHAZEL TECHNOLOGIE	FRA	Inter C	14	81.10	28:04.986	173.2
5	31	Louis Meric	FRA	CHA	1	RACE CARS	FRA	Inter C	14	81.10	28:11.246	172.6
6	85	Thibaut Bossy	FRA	CHA	2	HERRERO RACING	FRA	Inter C	14	81.10	28:12.364	172.5
7	3	Gosia Rdest	POL	CHA	3	CHAZEL TECHNOLOGIE	FRA	Inter	14	81.10	28:25.956	171.1
8	2	Florian Coruble	FRA	CHA	4	CHAZEL TECHNOLOGIE	FRA	Inter C	14	81.10	28:32.931	170.4
9	36	Sami Dhahri	FRA	JUN	4	VPS RACING	FRA	Inter C	14	81.10	28:40.632	169.6
10	123	Frédéric De Brabant	FRA	GEN	1	CHAZEL TECHNOLOGIE	FRA	NCC	14	81.10	28:42.661	169.4
11	18	Pierre Macchi	FRA	GEN	2	SCHUMACHER CLRT	FRA	Inter C	14	81.10	28:44.564	169.2
12	77	Alain Jacono	FRA	GEN	3	CHAZEL TECHNOLOGIE	FRA	NCC	14	81.10	28:49.734	168.7
13	23	Laurent Richard	FRA	GEN	4	HERRERO RACING	FRA	Inter C	14	81.10	28:50.159	168.7
14	7	Franc Rouxel	FRA	GEN	5	HERRERO RACING	FRA	Inter D	14	81.10	29:06.385	167.1
15	63	Pierre-Laurent Figuiere	FRA	CHA	5	CHAZEL TECHNOLOGIE	FRA	Inter C	13	75.30	27:50.333	162.3
16	37	Filippo Barberi	FRA	JUN	5	VPS RACING	FRA	Inter D	13	75.30	28:27.149	158.8
17	9	Philippe Bourgois	BEL	GEN	6	RACE CARS	FRA	Inter C	6	34.75	13:12.674	157.8



Alpine Mobility





Autodromo Nazionale Monza
Alpine Elf Cup Series
Race - 2
Lap Analysis



2 Florian Coruble Inter C **7** Franc Rouxel Inter D

CHA							CHAZEL TECHNOLOGIE					GEN		HERRERO RACING			
Lap	D	Time	Sector 1	Sector 2	Sector 3	T. Spd	Elapsed	Lap	D	Time	Sector 1	Sector 2	Sector 3	T. Spd	Elapsed		
1		2:07.356	44.565	41.104	41.687	222.6	2:07.356	1		2:29.024	1:02.925	42.935	43.164	203.0	2:29.024		
2		2:00.488	38.547	40.894	41.047	247.7	4:07.844	2		2:04.206	39.009	42.511	42.686	238.9	4:33.230		
3		2:00.001	38.000	40.850	41.151	250.0	6:07.845	3		2:03.991	39.175	42.151	42.665	237.8	6:37.221		
4		1:59.670	38.239	40.662	40.769	243.2	8:07.515	4		2:03.518	38.832	42.019	42.667	243.2	8:40.739		
5		1:59.093	37.980	40.414	40.699	248.8	10:06.608	5		2:03.385	38.685	41.929	42.771	241.6	10:44.124		
6		2:00.246	38.123	40.556	41.567	247.7	12:06.854	6		2:03.816	39.062	42.074	42.680	241.0	12:47.940		
7		1:59.838	38.056	40.714	41.068	249.4	14:06.692	7		2:02.865	38.583	41.857	42.425	243.2	14:50.805		
8		2:01.936	38.725	42.344	40.867	251.1	16:08.628	8		2:03.542	38.872	42.034	42.636	243.2	16:54.347		
9		2:00.335	38.111	41.034	41.190	250.5	18:08.963	9		2:02.514	38.765	41.482	42.267	242.6	18:56.861		
10		1:59.572	37.989	40.664	40.919	250.0	20:08.535	10		2:02.011	38.693	41.327	41.991	241.0	20:58.872		
11		1:59.627	38.208	40.405	41.014	251.1	22:08.162	11		2:01.951	38.477	41.374	42.100	242.6	23:00.823		
12		1:59.088	38.101	40.198	40.789	246.5	24:07.250	12		2:01.958	38.552	41.117	42.289	243.7	25:02.781		
13		1:59.312	37.864	40.636	40.812	250.5	26:06.562	13		2:01.502	38.537	41.074	41.891	243.2	27:04.283		
14		2:26.369	38.072	40.471	1:07.826	252.9	28:32.931	14		2:02.102	38.631	41.146	42.325	244.3	29:06.385		


3 Gosia Rdest Inter **8** Lukas Papin Inter D

CHA							CHAZEL TECHNOLOGIE JUNIOR					JUN		SCHUMACHER CLRT			
Lap	D	Time	Sector 1	Sector 2	Sector 3	T. Spd	Elapsed	Lap	D	Time	Sector 1	Sector 2	Sector 3	T. Spd	Elapsed		
1		2:12.677	47.628	42.706	42.343	204.5	2:12.677	1		2:07.145	44.266	41.197	41.682	216.0	2:07.145		
2		2:03.403	38.750	42.031	42.622	237.8	4:16.080	2		1:59.922	38.454	40.564	40.904	244.8	4:07.067		
3		2:00.951	38.359	40.797	41.795	244.3	6:17.031	3		1:59.229	38.119	40.182	40.928	244.8	6:06.296		
4		2:00.913	38.620	40.935	41.358	243.2	8:17.944	4		1:58.988	38.014	40.281	40.693	244.8	8:05.284		
5		2:00.288	38.505	40.581	41.202	243.2	10:18.232	5		1:58.904	37.939	40.294	40.671	245.4	10:04.188		
6		2:00.349	38.418	40.697	41.234	243.2	12:18.581	6		1:58.755	37.764	40.161	40.830	245.4	12:02.943		
7		2:00.356	38.644	40.579	41.133	242.6	14:18.937	7		1:59.830	37.925	40.409	41.496	245.4	14:02.773		
8		1:59.993	38.435	40.483	41.075	243.2	16:18.930	8		1:58.817	37.719	40.469	40.629	246.5	16:01.590		
9		2:00.729	38.484	40.897	41.348	242.6	18:19.659	9		1:58.736	37.905	40.024	40.807	244.3	18:00.326		
10		2:00.385	38.561	40.476	41.348	242.6	20:20.044	10		1:58.927	37.774	40.465	40.688	238.4	19:59.253		
11		2:00.198	38.324	40.680	41.194	242.1	22:20.242	11		1:58.204	37.680	40.095	40.429	251.1	21:57.457		
12		2:00.468	38.264	40.861	41.343	244.3	24:20.710	12		1:59.503	38.027	40.776	40.700	249.4	23:56.960		
13		2:00.185	38.430	40.774	40.981	241.6	26:20.895	13		1:59.637	37.499	40.763	41.375	249.4	25:56.597		
14		2:05.061	38.214	41.481	45.366	242.6	28:25.956	14		1:59.792	38.131	41.107	40.554	250.0	27:56.389		

4 Léo Jousset Inter C **9** Philippe Bourgois Inter C

JUN							RACE CARS CONSULTING					GEN		RACE CARS CONSULTING			
Lap	D	Time	Sector 1	Sector 2	Sector 3	T. Spd	Elapsed	Lap	D	Time	Sector 1	Sector 2	Sector 3	T. Spd	Elapsed		
1		2:04.851	43.516	40.485	40.850	219.0	2:04.851	1		2:13.117	47.672	42.980	42.465	220.4	2:13.117		
2		1:59.394	38.011	40.391	40.992	244.3	4:04.245	2		2:04.619	39.169	41.596	43.854	244.8	4:17.736		
3		1:58.915	38.103	40.214	40.598	244.3	6:03.160	3		2:02.626	38.752	41.609	42.265	243.2	6:20.362		
4		1:58.787	37.907	40.238	40.642	244.8	8:01.947	4		2:02.065	38.738	41.490	41.837	242.6	8:22.427		
5		1:58.603	37.869	40.099	40.635	244.8	10:00.550	5		2:12.015 P	38.347	41.437	52.231	243.2	10:34.442		
6		1:58.376	37.777	40.016	40.583	244.8	11:58.926	6		2:38.232 P	1:04.360	42.096	51.776	181.2	13:12.674		
7		1:58.625	37.857	40.147	40.621	244.8	13:57.551										
8		1:58.391	37.755	40.128	40.508	244.8	15:55.942										
9		1:58.564	37.815	40.038	40.711	244.8	17:54.506										
10		1:58.618	37.947	40.119	40.552	245.4	19:53.124										
11		1:58.477	37.840	40.019	40.618	244.8	21:51.601										
12		1:58.390	37.944	39.998	40.448	246.0	23:49.991										
13		1:58.104	37.728	39.682	40.694	247.1	25:48.095										
14		1:59.010	37.977	40.190	40.843	246.0	27:47.105										





Autodromo Nazionale Monza
Alpine Elf Cup Series
Race - 2
Lap Analysis



10 Romain Monti Inter C **31** Louis Meric Inter C

PRO							CHAZEL TECHNOLOGIE JUNIOR			CHA			RACE CARS CONSULTING			
Lap D	Time	Sector 1	Sector 2	Sector 3	T. Spd	Elapsed	Lap D	Time	Sector 1	Sector 2	Sector 3	T. Spd	Elapsed			
1	2:07.779	44.911	41.461	41.407	204.1	2:07.779	1	2:07.213	44.106	41.248	41.859	214.2	2:07.213			
2	2:01.434	39.063	41.432	40.939	248.8	4:09.213	2	2:00.870	38.911	40.836	41.123	240.5	4:08.083			
3	1:59.933	38.054	40.803	41.076	248.8	6:09.146	3	2:00.156	38.015	40.729	41.412	246.5	6:08.239			
4	1:59.610	37.985	40.828	40.797	249.4	8:08.756	4	2:00.303	38.289	41.124	40.890	245.4	8:08.542			
5	1:59.571	38.216	40.648	40.707	251.1	10:08.327	5	2:00.207	38.472	40.947	40.788	247.1	10:08.749			
6	1:59.289	38.151	40.389	40.749	247.1	12:07.616	6	1:59.339	38.104	40.500	40.735	240.5	12:08.088			
7	1:59.210	37.877	40.655	40.678	248.2	14:06.826	7	1:59.980	37.886	40.912	41.182	248.8	14:08.068			
8	2:01.157	38.744	41.529	40.884	247.1	16:07.983	8	2:00.220	38.160	41.320	40.740	246.0	16:08.288			
9	1:59.826	38.162	40.661	41.003	248.2	18:07.809	9	2:00.160	38.367	40.859	40.934	244.3	18:08.448			
10	1:59.348	38.282	40.439	40.627	242.1	20:07.157	10	1:59.889	38.089	40.770	41.030	247.1	20:08.337			
11	1:59.443	38.004	40.643	40.796	244.8	22:06.600	11	2:00.076	38.683	40.603	40.790	245.4	22:08.413			
12	1:59.812	38.327	40.594	40.891	242.6	24:06.412	12	2:00.421	38.354	40.921	41.146	241.6	24:08.834			
13	1:59.246	38.099	40.383	40.764	242.6	26:05.658	13	2:00.060	38.181	40.833	41.046	246.0	26:08.894			
14	1:59.328	38.151	40.466	40.711	243.2	28:04.986	14	2:02.352	38.314	40.823	43.215	246.0	28:11.246			


18 Pierre Macchi Inter C **36** Sami Dhahri Inter C

GEN							SCHUMACHER CLRT			JUN			VPS RACING			
Lap D	Time	Sector 1	Sector 2	Sector 3	T. Spd	Elapsed	Lap D	Time	Sector 1	Sector 2	Sector 3	T. Spd	Elapsed			
1	2:14.654	47.887	43.628	43.139	207.6	2:14.654	1	2:29.189	1:03.585	43.143	42.461	216.4	2:29.189			
2	2:04.283	38.955	42.730	42.598	237.3	4:18.937	2	2:02.037	38.523	41.440	42.074	246.0	4:31.226			
3	2:02.979	38.555	42.176	42.248	244.3	6:21.916	3	2:01.290	38.473	41.063	41.754	243.2	6:32.516			
4	2:02.111	38.335	41.821	41.955	250.5	8:24.027	4	2:00.936	38.290	41.120	41.526	245.4	8:33.452			
5	2:02.905	38.310	41.392	43.203	251.1	10:26.932	5	2:00.663	38.276	41.029	41.358	245.4	10:34.115			
6	2:03.210	39.028	42.048	42.134	250.5	12:30.142	6	2:00.485	37.997	40.311	42.177	246.0	12:34.600			
7	2:01.808	38.818	41.075	41.915	237.3	14:31.950	7	1:59.805	38.156	40.563	41.086	245.4	14:34.405			
8	2:01.605	38.511	41.419	41.675	243.2	16:33.555	8	2:01.895	38.080	41.895	41.920	247.1	16:36.300			
9	2:01.739	38.582	41.414	41.743	244.3	18:35.294	9	2:00.144	38.290	40.604	41.250	244.3	18:36.444			
10	2:01.375	38.551	41.281	41.543	244.8	20:36.669	10	2:00.406	38.334	40.674	41.398	248.2	20:36.850			
11	2:02.010	38.859	41.429	41.722	243.2	22:38.679	11	1:59.562	38.119	40.384	41.059	244.3	22:36.412			
12	2:01.830	38.775	41.167	41.888	243.2	24:40.509	12	2:01.989	38.194	41.474	42.321	247.7	24:38.401			
13	2:01.996	38.653	41.406	41.937	243.2	26:42.505	13	2:00.544	38.250	40.635	41.659	242.1	26:38.945			
14	2:02.059	38.717	41.465	41.877	243.7	28:44.564	14	2:01.687	38.351	40.717	42.619	243.7	28:40.632			

23 Laurent Richard Inter C **37** Filippo Barberi Inter D

GEN							HERRERO RACING			JUN			VPS RACING			
Lap D	Time	Sector 1	Sector 2	Sector 3	T. Spd	Elapsed	Lap D	Time	Sector 1	Sector 2	Sector 3	T. Spd	Elapsed			
1	2:12.942	47.314	42.755	42.873	215.5	2:12.942	1	2:14.521	49.044	43.127	42.350	197.0	2:14.521			
2	2:09.216	39.419	47.267	42.530	234.2	4:22.158	2	2:02.015	38.543	41.650	41.822	239.4	4:16.536			
3	2:03.945	38.679	42.358	42.908	244.3	6:26.103	3	2:00.949	38.135	41.214	41.600	240.0	6:17.485			
4	2:02.874	38.815	41.699	42.360	242.6	8:28.977	4	2:03.113	39.402	42.097	41.614	232.7	8:20.598			
5	2:02.662	38.760	41.669	42.233	243.2	10:31.639	5	2:05.750	39.463	41.652	44.635	246.5	10:26.348			
6	2:03.293	38.530	41.597	43.166	243.7	12:34.932	6	2:18.473 P	41.220	43.214	54.039	241.0	12:44.821			
7	2:02.342	38.450	41.609	42.283	232.2	14:37.274	7	3:18.416	1:54.294	42.928	41.194	161.6	16:03.237			
8	2:02.091	38.733	41.443	41.915	243.7	16:39.365	8	2:01.847	38.844	41.544	41.459	244.8	18:05.084			
9	2:01.976	38.750	41.419	41.807	243.7	18:41.341	9	2:01.775	38.795	41.649	41.331	241.6	20:06.859			
10	2:01.476	38.506	41.311	41.659	244.3	20:42.817	10	2:10.739	40.770	41.048	48.921	165.3	22:17.598			
11	2:02.186	38.975	41.550	41.661	244.3	22:45.003	11	2:04.683	39.972	42.799	41.912	231.7	24:22.281			
12	2:01.364	38.915	41.025	41.424	241.6	24:46.367	12	2:02.519	38.761	41.604	42.154	241.0	26:24.800			
13	2:02.257	38.413	41.884	41.960	245.4	26:48.624	13	2:02.349	38.946	41.760	41.643	243.2	28:27.149			
14	2:01.535	38.529	41.387	41.619	244.8	28:50.159										





Autodromo Nazionale Monza
Alpine Elf Cup Series
Race - 2
Lap Analysis



38 Charles Roussanne Inter D **85** Thibaut Bossy Inter C

JUN							VPS RACING		CHA		HERRERO RACING			
Lap D	Time	Sector 1	Sector 2	Sector 3	T. Spd	Elapsed	Lap D	Time	Sector 1	Sector 2	Sector 3	T. Spd	Elapsed	
1	2:07.347	44.557	41.298	41.492	216.0	2:07.347	1	2:08.009	45.294	41.232	41.483	210.1	2:08.009	
2	2:00.886	39.285	40.428	41.173	241.6	4:08.233	2	2:00.694	38.819	40.923	40.952	234.7	4:08.703	
3	1:59.806	38.206	40.489	41.111	248.8	6:08.039	3	1:59.921	37.874	41.077	40.970	247.7	6:08.624	
4	1:58.789	37.946	40.149	40.694	249.4	8:06.828	4	1:59.361	38.010	40.673	40.678	250.0	8:07.985	
5	1:58.637	38.218	39.991	40.428	247.1	10:05.465	5	1:59.110	38.064	40.360	40.686	248.2	10:07.095	
6	1:58.270	37.894	39.832	40.544	247.7	12:03.735	6	1:59.498	37.948	40.322	41.228	248.2	12:06.593	
7	1:58.956	37.683	39.984	41.289	250.0	14:02.691	7	1:59.782	38.223	40.635	40.924	244.3	14:06.375	
8	1:58.592	37.567	40.315	40.710	254.1	16:01.283	8	2:01.353	38.920	41.459	40.974	244.3	16:07.728	
9	1:58.808	37.893	40.134	40.781	246.0	18:00.091	9	2:00.372	38.289	40.999	41.084	244.8	18:08.100	
10	1:58.760	37.896	40.105	40.759	250.0	19:58.851	10	1:59.553	38.219	40.528	40.806	251.7	20:07.653	
11	1:58.414	37.817	39.957	40.640	246.0	21:57.265	11	1:59.311	37.970	40.341	41.000	250.5	22:06.964	
12	1:59.261	38.108	40.651	40.502	246.5	23:56.526	12	1:59.863	38.071	40.587	41.205	237.8	24:06.827	
13	1:59.773	37.777	40.826	41.170	245.4	25:56.299	13	1:59.487	38.136	40.520	40.831	240.5	26:06.314	
14	1:59.740	38.484	40.678	40.578	246.0	27:56.039	14	2:06.050	38.169	40.469	47.412	250.0	28:12.364	

63 Pierre-Laurent Figuiere Inter C **123** Frédéric De Brabant Inter C

CHA							CHAZEL TECHNOLOGIE		GEN		CHAZEL TECHNOLOGIE			
Lap D	Time	Sector 1	Sector 2	Sector 3	T. Spd	Elapsed	Lap D	Time	Sector 1	Sector 2	Sector 3	T. Spd	Elapsed	
1	2:11.930	46.491	42.357	43.082	204.1	2:11.930	1	2:11.829	46.704	42.551	42.574	213.4	2:11.829	
2	2:06.173	39.230	42.142	44.801	233.2	4:18.103	2	2:02.724	38.904	41.823	41.997	243.7	4:14.553	
3	2:03.108	38.658	42.133	42.317	235.8	6:21.211	3	2:02.738	38.825	41.648	42.265	242.6	6:17.291	
4	2:02.028	38.472	41.541	42.015	247.1	8:23.239	4	2:03.150	39.502	41.828	41.820	243.2	8:20.441	
5	2:03.420	38.280	41.678	43.462	247.7	10:26.659	5	2:02.298	39.430	41.240	41.628	246.0	10:22.739	
6	2:03.501	39.087	41.757	42.657	247.7	12:30.160	6	2:01.965	38.818	41.399	41.748	243.2	12:24.704	
7	2:10.129 P	39.459	41.528	49.142	225.0	14:40.289	7	2:02.526	38.647	41.833	42.046	242.6	14:27.230	
8	2:27.583	1:03.386	42.009	42.188	183.9	17:07.872	8	2:02.203	38.632	41.523	42.048	242.1	16:29.433	
9	2:09.657 P	38.702	41.402	49.553	241.6	19:17.529	9	2:02.562	38.741	41.744	42.077	241.6	18:31.995	
10	2:26.945	1:03.415	41.409	42.121	183.6	21:44.474	10	2:01.908	38.481	41.411	42.016	242.1	20:33.903	
11	2:01.541	38.593	41.229	41.719	241.0	23:46.015	11	2:01.857	38.686	41.469	41.702	241.0	22:35.760	
12	2:02.759	38.671	41.282	42.806	240.0	25:48.774	12	2:03.076	38.647	42.341	42.088	241.6	24:38.836	
13	2:01.559	38.219	41.418	41.922	246.0	27:50.333	13	2:01.718	38.324	41.302	42.092	246.0	26:40.554	
14							14	2:02.107	38.393	41.404	42.310	244.8	28:42.661	

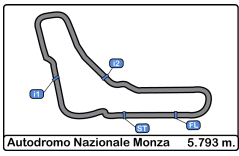
77 Alain Jacono Inter C **NCC**

GEN							CHAZEL TECHNOLOGIE						
Lap D	Time	Sector 1	Sector 2	Sector 3	T. Spd	Elapsed	Lap D	Time	Sector 1	Sector 2	Sector 3	T. Spd	Elapsed
1	2:15.568	48.599	44.180	42.789	215.1	2:15.568							
2	2:04.563	38.996	43.035	42.532	246.5	4:20.131							
3	2:02.573	38.775	41.771	42.027	245.4	6:22.704							
4	2:01.525	38.228	41.600	41.697	248.8	8:24.229							
5	2:03.188	38.623	42.374	42.191	251.7	10:27.417							
6	2:03.280	38.835	42.310	42.135	249.4	12:30.697							
7	2:02.960	39.221	42.058	41.681	234.2	14:33.657							
8	2:02.989	38.744	41.774	42.471	243.2	16:36.646							
9	2:01.347	38.327	41.335	41.685	247.7	18:37.993							
10	2:01.779	38.340	41.460	41.979	246.0	20:39.772							
11	2:02.045	38.499	41.559	41.987	243.2	22:41.817							
12	2:02.512	38.686	41.625	42.201	242.6	24:44.329							
13	2:02.292	38.561	41.815	41.916	242.6	26:46.621							
14	2:03.113	38.869	41.765	42.479	241.0	28:49.734							



Alpine Mobility





Autodromo Nazionale Monza
Alpine Elf Cup Series
Race - 2
Analysis by Lap



Num	Lap Time	Gap
Lap 1		
4	2:04.851	
8	2:07.145	02.294
31	2:07.213	02.362
38	2:07.347	02.496
2	2:07.356	02.505
10	2:07.779	02.928
85	2:08.009	03.158
123	2:11.829	06.978
63	2:11.930	07.079
3	2:12.677	07.826
23	2:12.942	08.091
9	2:13.117	08.266
37	2:14.521	09.670
18	2:14.654	09.803
77	2:15.568	10.717
7	2:29.024	24.173
36	2:29.189	24.338

Num	Lap Time	Gap
Lap 2		
4	1:59.394	
8	1:59.922	02.822
2	2:00.488	03.599
31	2:00.870	03.838
38	2:00.886	03.988
85	2:00.694	04.458
10	2:01.434	04.968
123	2:02.724	10.308
3	2:03.403	11.835
37	2:02.015	12.291
9	2:04.619	13.491
63	2:06.173	13.858
18	2:04.283	14.692
77	2:04.563	15.886
23	2:09.216	17.913
36	2:02.037	26.981
7	2:04.206	28.985

Num	Lap Time	Gap
Lap 3		
4	1:58.915	
8	1:59.229	03.136
2	2:00.001	04.685
38	1:59.806	04.879
31	2:00.156	05.079
85	1:59.921	05.464
10	1:59.933	05.986
3	2:00.951	13.871
123	2:02.738	14.131
37	2:00.949	14.325
9	2:02.626	17.202
63	2:03.108	18.051
18	2:02.979	18.756
77	2:02.573	19.544
23	2:03.945	22.943
36	2:01.290	29.356
7	2:03.991	34.061

Num	Lap Time	Gap
Lap 4		
4	1:58.787	
8	1:58.988	03.337
38	1:58.789	04.881
2	1:59.670	05.568
85	1:59.361	06.038
31	2:00.303	06.595
10	1:59.610	06.809
3	2:00.913	15.997
123	2:03.150	18.494
37	2:03.113	18.651
9	2:02.065	20.480
63	2:02.028	21.292
18	2:02.111	22.080
77	2:01.525	22.282
23	2:02.874	27.030
36	2:00.936	31.505
7	2:03.518	38.792

Num	Lap Time	Gap
Lap 5		
4	1:58.603	
8	1:58.904	03.638
38	1:58.637	04.915
2	1:59.093	06.058
85	1:59.110	06.545
10	1:59.571	07.777
31	2:00.207	08.199
123	2:02.298	22.189
37	2:05.750	25.798
63	2:03.420	26.109
18	2:02.905	26.382
77	2:03.188	26.867
23	2:02.662	31.089
36	2:00.663	33.565
9	2:12.015	33.892
7	2:03.385	43.574

Num	Lap Time	Gap
Lap 6		
4	1:58.376	
8	1:58.755	04.017
38	1:58.270	04.809
85	1:59.498	07.667
2	2:00.246	07.928
10	1:59.289	08.690
31	1:59.339	09.162
3	2:00.349	19.655
123	2:01.965	25.778
18	2:03.210	31.216
63	2:03.501	31.234
77	2:03.280	31.771
36	2:00.485	35.674
23	2:03.293	36.006
37	2:18.473	45.895
7	2:03.816	49.014
9	2:38.232	1:13.748

Num	Lap Time	Gap
Lap 7		
4	1:58.625	
38	1:58.956	05.140
8	1:59.830	05.222
85	1:59.782	08.824
2	1:59.838	09.141
10	1:59.210	09.275
31	1:59.980	10.517
3	2:00.356	21.386
123	2:02.526	29.679
18	2:01.808	34.399
77	2:02.960	36.106
36	1:59.805	36.854
23	2:02.342	39.723
63	2:10.129	42.738
7	2:02.865	53.254

Num	Lap Time	Gap
Lap 8		
4	1:58.391	
38	1:58.592	05.341
8	1:58.817	05.648
37	3:18.416	1 Lap
85	2:01.353	11.786
10	2:01.157	12.041
31	2:00.220	12.346
2	2:01.936	12.686
3	1:59.993	22.988
123	2:02.203	33.491
18	2:01.605	37.613
36	2:01.895	40.358
77	2:02.989	40.704
23	2:02.091	43.423
7	2:03.542	58.405
63	2:27.583	1:11.930

Num	Lap Time	Gap
Lap 9		
4	1:58.564	
38	1:58.808	05.585
8	1:58.736	05.820
37	2:01.847	1 Lap
10	1:59.826	13.303
85	2:00.372	13.594
31	2:00.160	13.942
2	2:00.335	14.457
3	2:00.729	25.153
123	2:02.562	37.489
18	2:01.739	40.788
36	2:00.144	41.938
77	2:01.347	43.487
23	2:01.976	46.835
7	2:02.514	1:02.355
63	2:09.657	1:23.023

Num	Lap Time	Gap
Lap 10		
4	1:58.618	
38	1:58.760	05.727

Num	Lap Time	Gap
Lap 11		
4	1:58.477	
38	1:58.414	05.664
8	1:58.204	05.856
10	1:59.443	14.999
85	1:59.311	15.363
2	1:59.627	16.561
31	2:00.076	16.812
37	2:10.739	1 Lap
3	2:00.198	28.641
123	2:01.857	44.159
36	1:59.562	44.811
18	2:02.010	47.078
77	2:02.045	50.216
23	2:02.186	53.402
7	2:01.951	1:09.222
63	2:01.541	1:54.414


Num	Lap Time	Gap
Lap 12		
4	1:58.390	
38	1:59.261	06.535
8	1:59.503	06.969
10	1:59.812	16.421
85	1:59.863	16.836
2	1:59.088	17.259
31	2:00.421	18.843
3	2:00.468	30.719
37	2:04.683	1 Lap
36	2:01.989	48.410
123	2:03.076	48.845
18	2:01.830	50.518
77	2:02.512	54.338
23	2:01.364	56.376
7	2:01.958	1:12.790

Num	Lap Time	Gap
Lap 13		
4	1:58.104	
63	2:02.759	1 Lap
38	1:59.773	08.204
8	1:59.637	08.502
10	1:59.246	17.563

Num	Lap Time	Gap
Lap 14		
4	1:59.010	
63	2:01.559	1 Lap
38	1:59.740	08.934
8	1:59.792	09.284
10	1:59.328	17.881
31	2:02.352	24.141
85	2:06.050	25.259
3	2:05.061	38.851
37	2:02.349	1 Lap
2	2:26.369	45.826
36	2:01.687	53.527
123	2:02.107	55.556
18	2:02.059	57.459
77	2:03.113	1:02.629
23	2:01.535	1:03.054
7	2:02.102	1:19.280

Num	Lap Time	Gap
Lap 15		
8	1:58.927	06.129
37	2:01.775	1 Lap
10	1:59.348	14.033
85	1:59.553	14.529
31	1:59.889	15.213
2	1:59.572	15.411
3	2:00.385	26.920
123	2:01.908	40.779
18	2:01.375	43.545
36	2:00.406	43.726
77	2:01.779	46.648
23	2:01.476	49.693
7	2:02.011	1:05.748
63	2:26.945	1:51.350





Autodromo Nazionale Monza

Alpine Elf Cup Series

Race - 2

Best Sectors Results




Sector - 1			Sector - 2			Sector - 3			Ideal Lap vs Best Lap						
Clas	Nº	Driver	Time	Nº	Driver	Time	Nº	Driver	Time	Clas	Nº	Driver	Ideal Lap	Best Lap	Clas
1	8	Lukas Papin	37.499	4	Léo Jousset	39.682	38	Charles Roussanne	40.428	1	38	Charles Roussanne	1:57.827	1:58.270	3
2	38	Charles Roussanne	37.567	38	Charles Roussanne	39.832	8	Lukas Papin	40.429	2	4	Léo Jousset	1:57.858	1:58.104	1
3	4	Léo Jousset	37.728	8	Lukas Papin	40.024	4	Léo Jousset	40.448	3	8	Lukas Papin	1:57.952	1:58.204	2
4	2	Florian Coruble	37.864	2	Florian Coruble	40.198	10	Romain Monti	40.627	4	2	Florian Coruble	1:58.761	1:59.088	4
5	85	Thibaut Bossy	37.874	36	Sami Dhahri	40.311	85	Thibaut Bossy	40.678	5	85	Thibaut Bossy	1:58.874	1:59.110	5
6	10	Romain Monti	37.877	85	Thibaut Bossy	40.322	2	Florian Coruble	40.699	6	10	Romain Monti	1:58.887	1:59.210	6
7	31	Louis Meric	37.886	10	Romain Monti	40.383	31	Louis Meric	40.735	7	31	Louis Meric	1:59.121	1:59.339	7
8	36	Sami Dhahri	37.997	3	Gosia Rdest	40.476	3	Gosia Rdest	40.981	8	36	Sami Dhahri	1:59.367	1:59.562	8
9	37	Filippo Barberi	38.135	31	Louis Meric	40.500	36	Sami Dhahri	41.059	9	3	Gosia Rdest	1:59.671	1:59.993	9
10	3	Gosia Rdest	38.214	23	Laurent Richard	41.025	37	Filippo Barberi	41.194	10	37	Filippo Barberi	2:00.377	2:00.949	10
11	63	Pierre-Laurent Figuiere	38.219	37	Filippo Barberi	41.048	23	Laurent Richard	41.424	11	23	Laurent Richard	2:00.862	2:01.364	12
12	77	Alain Jacono	38.228	7	Franc Rouxel	41.074	18	Pierre Macchi	41.543	12	18	Pierre Macchi	2:00.928	2:01.375	13
13	18	Pierre Macchi	38.310	18	Pierre Macchi	41.075	123	Frédéric De Brabant	41.628	13	63	Pierre-Laurent Figuiere	2:01.167	2:01.541	15
14	12	Frédéric De Brabant	38.324	63	Pierre-Laurent Figuiere	41.229	77	Alain Jacono	41.681	14	123	Frédéric De Brabant	2:01.192	2:01.718	16
15	9	Philippe Bourgois	38.347	123	Frédéric De Brabant	41.240	63	Pierre-Laurent Figuiere	41.719	15	77	Alain Jacono	2:01.244	2:01.347	11
16	23	Laurent Richard	38.413	77	Alain Jacono	41.335	9	Philippe Bourgois	41.837	16	7	Franc Rouxel	2:01.442	2:01.502	14
17	7	Franc Rouxel	38.477	9	Philippe Bourgois	41.437	7	Franc Rouxel	41.891	17	9	Philippe Bourgois	2:01.621	2:02.065	17



Alpine Mobility





Autodromo Nazionale Monza
Alpine Elf Cup Series
Race - 2
Leader Sequence




N°	Driver	Nat	Cat	Clas	Team	Nat	Level	Start Lap	End Lap	Laps	Total Laps
4	Léo Jousset		JUN		RACE CARS		Inter C	1	14	14	14



Alpine Mobility





Autodromo Nazionale Monza
Alpine Elf Cup Series
Race - 2
Best 5 Lap Times




Cls	N°	Driver	Nat	Cat	Cls	Team	Nat	Level	Best 1		Best 2		Best 3		Best 4		Best 5	
									Time	Lap	Time	Lap	Time	Lap	Time	Lap	Time	Lap
1	4	Léo Jousset	FRA	JUN	1	RACE CARS	FRA	Inter C	1:58.104	13	1:58.376	6	1:58.390	12	1:58.391	8	1:58.477	11
2	8	Lukas Papin	FRA	JUN	2	SCHUMACHER CLRT	FRA	Inter D	1:58.204	11	1:58.736	9	1:58.755	6	1:58.817	8	1:58.904	5
3	38	Charles Roussanne	FRA	JUN	3	VPS RACING	FRA	Inter D	1:58.270	6	1:58.414	11	1:58.592	8	1:58.637	5	1:58.760	10
4	2	Florian Coruble	FRA	CHA	1	CHAZEL TECHNOLOGIE	FRA	Inter C	1:59.088	12	1:59.093	5	1:59.312	13	1:59.572	10	1:59.627	11
5	85	Thibaut Bossy	FRA	CHA	2	HERRERO RACING	FRA	Inter C	1:59.110	5	1:59.311	11	1:59.361	4	1:59.487	13	1:59.498	6
6	10	Romain Monti	FRA	PRO	1	CHAZEL TECHNOLOGIE	FRA	Inter C	1:59.210	7	1:59.246	13	1:59.289	6	1:59.328	14	1:59.348	10
7	31	Louis Meric	FRA	CHA	3	RACE CARS	FRA	Inter C	1:59.339	6	1:59.889	10	1:59.980	7	2:00.060	13	2:00.076	11
8	36	Sami Dhahri	FRA	JUN	4	VPS RACING	FRA	Inter C	1:59.562	11	1:59.805	7	2:00.144	9	2:00.406	10	2:00.485	6
9	3	Gosia Rdest	POL	CHA	4	CHAZEL TECHNOLOGIE	FRA	Inter	1:59.993	8	2:00.185	13	2:00.198	11	2:00.288	5	2:00.349	6
10	37	Filippo Barberi	FRA	JUN	5	VPS RACING	FRA	Inter D	2:00.949	3	2:01.775	9	2:01.847	8	2:02.015	2	2:02.349	13
11	77	Alain Jacono	FRA	GEN	1	CHAZEL TECHNOLOGIE	FRA	NCC	2:01.347	9	2:01.525	4	2:01.779	10	2:02.045	11	2:02.292	13
12	23	Laurent Richard	FRA	GEN	2	HERRERO RACING	FRA	Inter C	2:01.364	12	2:01.476	10	2:01.535	14	2:01.976	9	2:02.091	8
13	18	Pierre Macchi	FRA	GEN	3	SCHUMACHER CLRT	FRA	Inter C	2:01.375	10	2:01.605	8	2:01.739	9	2:01.808	7	2:01.830	12
14	7	Franc Rouxel	FRA	GEN	4	HERRERO RACING	FRA	Inter D	2:01.502	13	2:01.951	11	2:01.958	12	2:02.011	10	2:02.102	14
15	63	Pierre-Laurent Figuiere	FRA	CHA	5	CHAZEL TECHNOLOGIE	FRA	Inter C	2:01.541	11	2:01.559	13	2:02.028	4	2:02.759	12	2:03.108	3
16	123	Frédéric De Brabant	FRA	GEN	5	CHAZEL TECHNOLOGIE	FRA	NCC	2:01.718	13	2:01.857	11	2:01.908	10	2:01.965	6	2:02.107	14
17	9	Philippe Bourgois	BEL	GEN	6	RACE CARS	FRA	Inter C	2:02.065	4	2:02.626	3	2:04.619	2	2:12.015	5	2:13.117	1



Alpine Mobility





Autodromo Nazionale Monza
Alpine Elf Cup Series
Race - 2
Best 5 Top Speeds




Clas	N°	Driver	Nat	Cat	Cls	Team	Nat	Level	Top 1		Top 2		Top 3		Top 4		Top 5		Avg
									Km/h	Lap	Km/h	Lap	Km/h	Lap	Km/h	Lap	Km/h	Lap	
1	38	Charles Roussanne	FRA	JUN	1	VPS RACING	FRA	Inter D	254.1	8	250.0	7	250.0	10	249.4	4	248.8	3	250.4
2	2	Florian Coruble	FRA	CHA	1	CHAZEL TECHNOLOGIE	FRA	Inter C	252.9	14	251.1	8	251.1	11	250.5	9	250.5	13	251.2
3	77	Alain Jacono	FRA	GEN	1	CHAZEL TECHNOLOGIE	FRA	NCC	251.7	5	249.4	6	248.8	4	247.7	9	246.5	2	248.8
4	85	Thibaut Bossy	FRA	CHA	2	HERRERO RACING	FRA	Inter C	251.7	10	250.5	11	250.0	4	250.0	14	248.2	5	250.1
5	8	Lukas Papin	FRA	JUN	2	SCHUMACHER CLRT	FRA	Inter D	251.1	11	250.0	14	249.4	12	249.4	13	246.5	8	249.3
6	10	Romain Monti	FRA	PRO	1	CHAZEL TECHNOLOGIE	FRA	Inter C	251.1	5	249.4	4	248.8	2	248.8	3	248.2	7	249.3
7	18	Pierre Macchi	FRA	GEN	2	SCHUMACHER CLRT	FRA	Inter C	251.1	5	250.5	4	250.5	6	244.8	10	244.3	3	248.3
8	31	Louis Meric	FRA	CHA	3	RACE CARS	FRA	Inter C	248.8	7	247.1	5	247.1	10	246.5	3	246.0	8	247.1
9	36	Sami Dhahri	FRA	JUN	3	VPS RACING	FRA	Inter C	248.2	10	247.7	12	247.1	8	246.0	2	246.0	6	247.0
10	63	Pierre-Laurent Figuiere	FRA	CHA	4	CHAZEL TECHNOLOGIE	FRA	Inter C	247.7	5	247.7	6	247.1	4	246.0	13	241.6	9	246.0
11	4	Léo Jousset	FRA	JUN	4	RACE CARS	FRA	Inter C	247.1	13	246.0	12	246.0	14	245.4	10	244.8	4	245.9
12	37	Filippo Barberi	FRA	JUN	5	VPS RACING	FRA	Inter D	246.5	5	244.8	8	243.2	13	241.6	9	241.0	6	243.4
13	123	Frédéric De Brabant	FRA	GEN	3	CHAZEL TECHNOLOGIE	FRA	NCC	246.0	5	246.0	13	244.8	14	243.7	2	243.2	4	244.7
14	23	Laurent Richard	FRA	GEN	4	HERRERO RACING	FRA	Inter C	245.4	13	244.8	14	244.3	3	244.3	10	244.3	11	244.6
15	9	Philippe Bourgois	BEL	GEN	5	RACE CARS	FRA	Inter C	244.8	2	243.2	3	243.2	5	242.6	4	220.4	1	238.8
16	3	Gosia Rdest	POL	CHA	5	CHAZEL TECHNOLOGIE	FRA	Inter	244.3	3	244.3	12	243.2	4	243.2	5	243.2	6	243.6
17	7	Franc Rouxel	FRA	GEN	6	HERRERO RACING	FRA	Inter D	244.3	14	243.7	12	243.2	4	243.2	7	243.2	8	243.5



Alpine Mobility





Autodromo Nazionale Monza
 Alpine Elf Cup Series
 Race - 2
 Fastest Laps Sequence




Lap	Time of Day	Session Time	N° Driver	Nat	Cat	Team	Nat	Level	Time	Km/h
2	15:47:55.316	4:04.316	4 Léo Jousset		JUN	RACE CARS		Inter C	1:59.394	174.6
3	15:49:54.231	6:03.231	4 Léo Jousset		JUN	RACE CARS		Inter C	1:58.915	175.3
4	15:51:53.018	8:02.018	4 Léo Jousset		JUN	RACE CARS		Inter C	1:58.787	175.5
5	15:53:51.621	10:00.621	4 Léo Jousset		JUN	RACE CARS		Inter C	1:58.603	175.8
6	15:55:49.997	11:58.997	4 Léo Jousset		JUN	RACE CARS		Inter C	1:58.376	176.1
6	15:55:54.806	12:03.806	38 Charles Roussanne		JUN	VPS RACING		Inter D	1:58.270	176.3
11	16:05:48.528	21:57.528	8 Lukas Papin		JUN	SCHUMACHER CLRT		Inter D	1:58.204	176.4
13	16:09:39.166	25:48.166	4 Léo Jousset		JUN	RACE CARS		Inter C	1:58.104	176.5



Alpine Mobility





Autodromo Nazionale Monza
Alpine Elf Cup Series
Race - 2
Event Best Maximum Speed




N°	Driver	Nat	Cat	Clas	Team	Nat	Level	Km/h	Session
38	Charles Roussanne		FRA	JUN 1	VPS RACING		FRA Inter D	254.1	Race - 2
2	Florian Coruble		FRA	CHA 1	HAZEL TECHNOLOGIE		FRA Inter C	252.9	Race - 2
77	Alain Jacono		FRA	GEN 1	HAZEL TECHNOLOGIE		FRA NCC	251.7	Race - 2
85	Thibaut Bossy		FRA	CHA 2	HERRERO RACING		FRA Inter C	251.7	Race - 2
10	Romain Monti		FRA	PRO 1	HAZEL TECHNOLOGIE		FRA Inter C	251.1	Race - 2
18	Pierre Macchi		FRA	GEN 2	SCHUMACHER CLRT		FRA Inter C	251.1	Race - 2
8	Lukas Papin		FRA	JUN 2	SCHUMACHER CLRT		FRA Inter D	251.1	Race - 2
31	Louis Meric		FRA	CHA 3	RACE CARS		FRA Inter C	248.8	Race - 2
36	Sami Dhahri		FRA	JUN 3	VPS RACING		FRA Inter C	248.2	Race - 2
63	Pierre-Laurent Figuiere		FRA	CHA 4	HAZEL TECHNOLOGIE		FRA Inter C	247.7	Race - 2
4	Léo Jousset		FRA	JUN 4	RACE CARS		FRA Inter C	247.1	Race - 2
37	Filippo Barberi		FRA	JUN 5	VPS RACING		FRA Inter D	246.5	Race - 2
123	Frédéric De Brabant		FRA	GEN 3	HAZEL TECHNOLOGIE		FRA NCC	246.0	Race - 2
23	Laurent Richard		FRA	GEN 4	HERRERO RACING		FRA Inter C	245.4	Race - 2
9	Philippe Bourgois		BEL	GEN 5	RACE CARS		FRA Inter C	244.8	Race - 2
3	Gosia Rdest		POL	CHA 5	HAZEL TECHNOLOGIE		FRA Inter	244.3	Race - 2
7	Franc Rouxel		FRA	GEN 6	HERRERO RACING		FRA Inter D	244.3	Race - 2



Alpine Mobility





Autodromo Nazionale Monza

Alpine Elf Cup Series

Race - 2

Lap Chart

ALPINE




LAP

Nr	Pos	Grid	1	2	3	4	5	6	7	8	9	10	11	12	13	14
4	1	4	4	4	4	4	4	4	4	4	4	4	4	4	4	4
38	2	38	8	8	8	8	8	8	38	38	38	38	38	38	38	38
8	3	8	31	2	2	38	38	38	8	8	8	8	8	8	8	8
31	4	31	38	31	38	2	2	85	85	85	10	10	10	10	10	10
2	5	2	2	38	31	85	85	2	2	10	85	85	85	85	85	31
85	6	85	10	85	85	31	10	10	10	31	31	31	2	2	2	85
10	7	10	85	10	10	10	31	31	31	2	2	2	31	31	31	3
36	8	36	123	123	3	3	3	3	3	3	3	3	3	3	3	2
9	9	9	63	3	123	123	123	123	123	123	123	123	123	36	36	36
3	10	3	3	37	37	37	37	18	18	18	18	18	36	123	123	123
123	11	123	23	9	9	9	63	63	77	36	36	36	18	18	18	18
23	12	23	9	63	63	63	18	77	36	77	77	77	77	77	77	77
18	13	18	37	18	18	18	77	36	23	23	23	23	23	23	23	23
37	14	37	18	77	77	77	23	23	63	7	7	7	7	7	7	7
77	15	77	77	23	23	23	36	37	7	63	63	63	63	63	63	63
7	16	7	7	36	36	36	9	7	37	37	37	37	37	37	37	37
63	17	63	36	7	7	7	7	9								

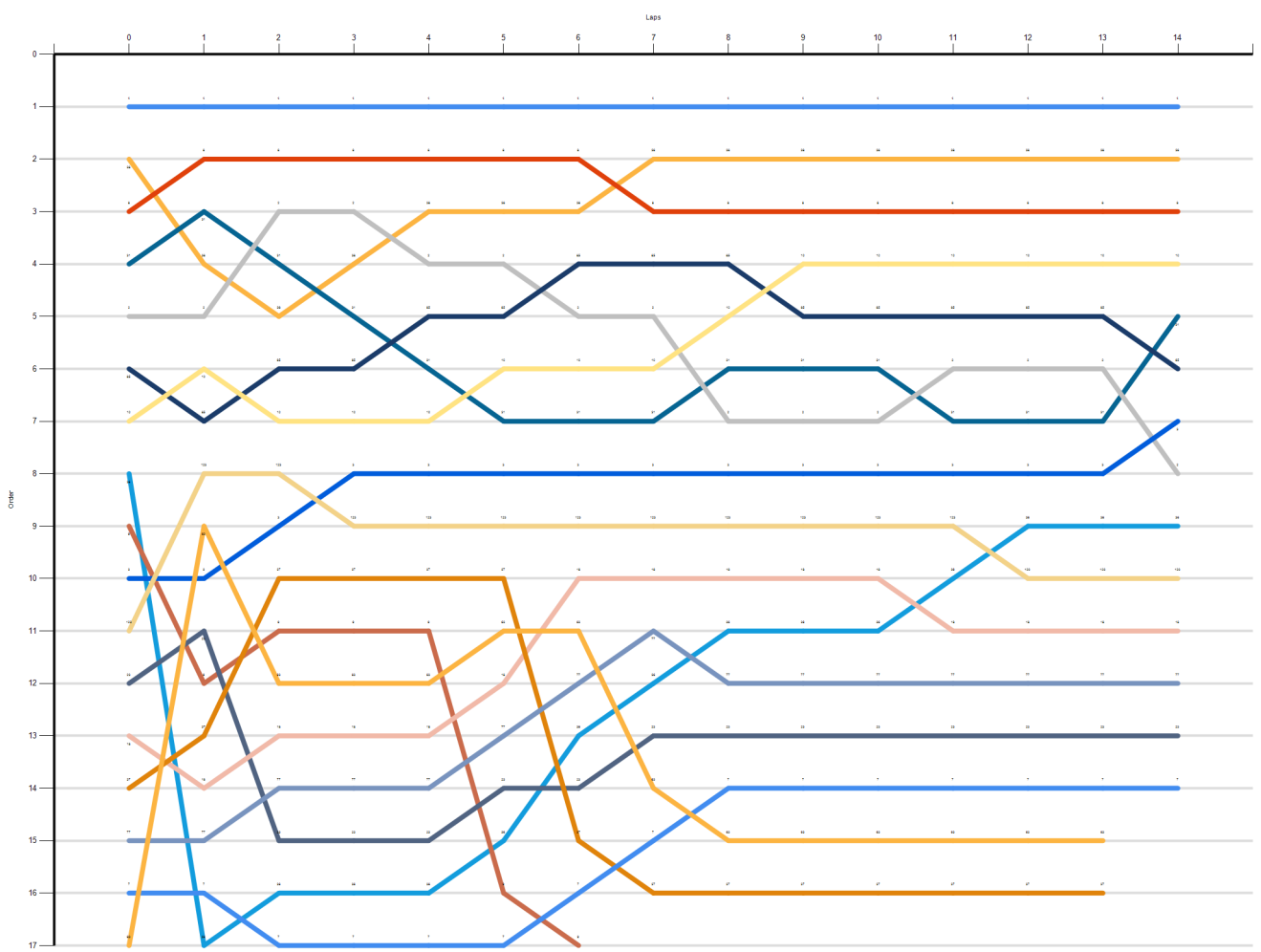


Alpine Mobility






Autodromo Nazionale Monza
Alpine Elf Cup Series
Race - 2
Graphic Lap Chart



Alpine Mobility





Autodromo Nazionale Monza
Alpine Elf Cup Series
Race - 2
Pit Stop Analysis



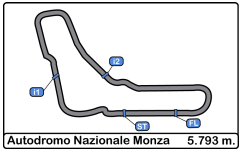
Autodromo Nazionale Monza 5.793 m.

Or d.	Nr.	In Day Time	Entrant/Team	Nat	Driver 1	Nat	Driver 2	Nat	Level	Cat	In Time	Stop N°	Pit Time	Handicap	Diff.
1	9	15:54:16.882	RACE CARS	FRA	Philippe Bourgois	BEL			Inter C	GEN	10:25.810	1	33.613		
2	37	15:56:29.446	VPS RACING	FRA	Filippo Barberi	FRA			Inter D	JUN	12:38.374	1	1:19.780		
3	63	15:58:24.869	CHAZEL	FRA	Pierre-Laurent Figuiere	FRA			Inter C	CHA	14:33.797	1	31.127		
4	63	16:03:02.031	CHAZEL	FRA	Pierre-Laurent Figuiere	FRA			Inter C	CHA	19:10.959	2	31.241		



Alpine Mobility

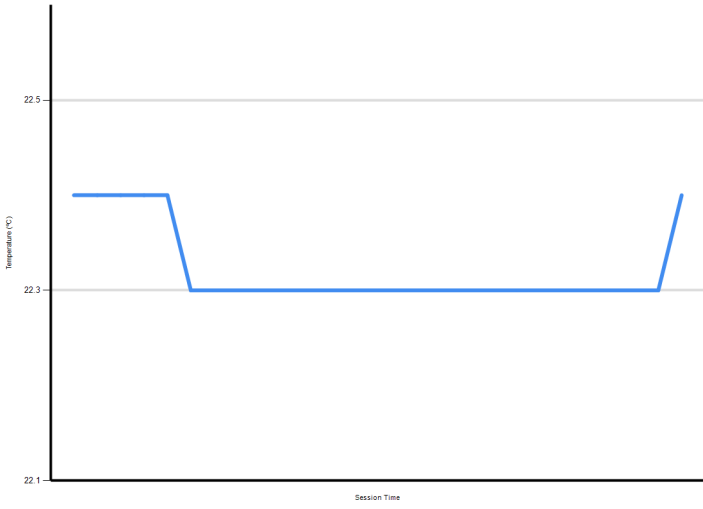




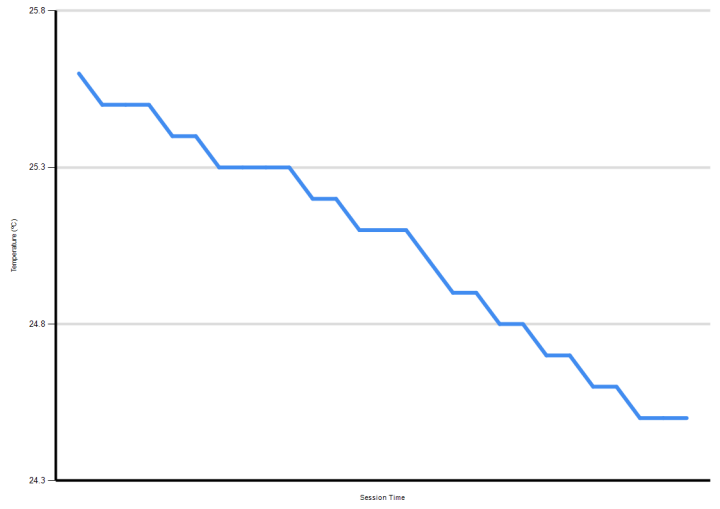
Autodromo Nazionale Monza
Alpine Elf Cup Series
Race - 2
Weather Report



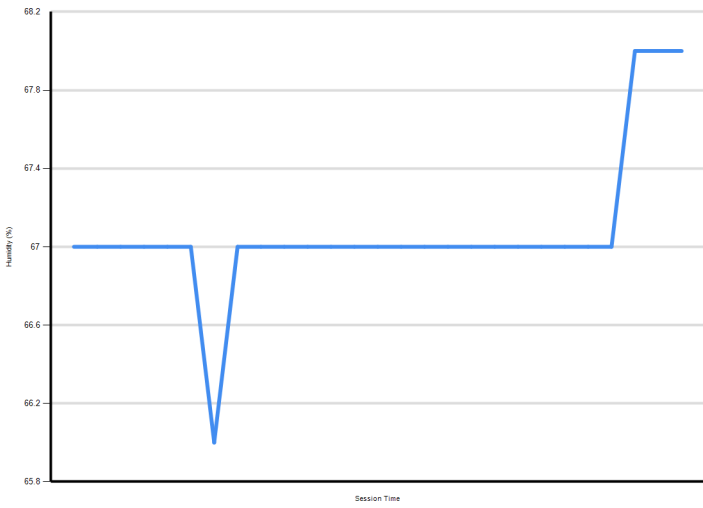
Air Temperature




Track Temperature



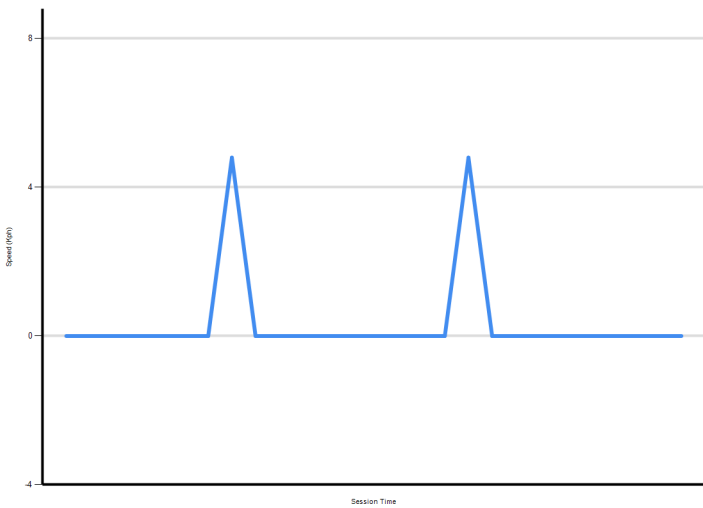
Humidity



Pressure



Wind Speed



Wind direction

