



Autodromo Nazionale Monza
Alpine Elf Cup Series
Race - 1
Provisional Results



Clas	Nº	Driver	Nat	Cat	Clas	Team	Nat	Level	Laps	Total Time	Gap	Interval	Km/h	Best	Time	Km/h
1	4	Léo Jousset	FRA	JUN	1	RACE CARS	FRA	Inter C	12	28:41.103			145.4	5	2:08.361	162.4
2	38	Charles Roussanne	FRA	JUN	2	VPS RACING	FRA	Inter D	12	28:41.387	0.284	0.284	145.3	12	2:08.346	162.4
3	31	Louis Meric	FRA	CHA	1	RACE CARS	FRA	Inter C	12	28:42.339	1.236	0.952	145.3	12	2:09.043	161.6
4	85	Thibaut Bossy	FRA	CHA	2	HERRERO RACING	FRA	Inter C	12	28:43.645	2.542	1.306	145.1	3	2:09.257	161.3
5	36	Sami Dhahri	FRA	JUN	3	VPS RACING	FRA	Inter C	12	28:44.134	3.031	0.489	145.1	6	2:08.190	162.6
6	8	Lukas Papin	FRA	JUN	4	SCHUMACHER CLRT	FRA	Inter D	12	28:44.458	3.355	0.324	145.1	8	2:09.219	161.3
7	2	Florian Coruble	FRA	CHA	3	HAZEL TECHNOLOGIE	FRA	Inter C	12	28:44.655	3.552	0.197	145.1	8	2:09.766	160.7
8	3	Gosia Rdest	POL	CHA	4	HAZEL TECHNOLOGIE	FRA	Inter	12	28:47.341	6.238	2.686	144.8	4	2:11.556	158.5
9	123	Frédéric De Brabant	FRA	GEN	1	HAZEL TECHNOLOGIE	FRA	NCC	12	28:48.613	7.510	1.272	144.7	8	2:11.655	158.4
10	9	Philippe Bourgois	BEL	GEN	2	RACE CARS	FRA	Inter C	12	28:48.851	7.748	0.238	144.7	12	2:11.694	158.3
11	77	Alain Jacono	FRA	GEN	3	HAZEL TECHNOLOGIE	FRA	NCC	12	28:50.726	9.623	1.875	144.5	8	2:12.757	157.0
12	23	Laurent Richard	FRA	GEN	4	HERRERO RACING	FRA	Inter C	12	28:51.028	9.925	0.302	144.5	12	2:13.005	156.7
13	7	Franc Rouxel	FRA	GEN	5	HERRERO RACING	FRA	Inter D	12	28:52.945	11.842	1.917	144.4	12	2:14.020	155.6

Not classified: (Requirements: 75% of number laps of leader = 9 Laps)

18		Pierre Macchi	FRA	GEN		SCHUMACHER CLRT	FRA	Inter C	8	17:55.898	4 Laps	4 Laps	155.0	7	2:11.943	158.0
63 *		Pierre-Laurent Figuiere	FRA	CHA		HAZEL TECHNOLOGIE	FRA	Inter C	8	18:01.465	4 Laps	5.567	154.2	6	2:11.008	159.1
10		Romain Monti	FRA	PRO		HAZEL TECHNOLOGIE	FRA	Inter C	3	6:55.792	9 Laps	5 Laps	150.4	2	2:10.392	159.9
37		Filippo Barberi	FRA	JUN		VPS RACING	FRA	Inter D								

Fastest lap Sami Dhahri in 2:08.190 at 162.6 Km/h in lap 6

*** PENALTIES**

63 FIVE SECS PENALTY TRACK LIMITS GAINING ADVANTAGE

Published at:.....

Track Temp: 17.7 °C Air Temp: 16.6 °C Humidity: 92 % Track Status: WET

Race Director:

Timekeeper:

Luis Garcia
 JOB-2654-ESP/M



Alpine Mobility





Autodromo Nazionale Monza
Alpine Elf Cup Series
Race - 1
Provisional Results by Category



CHA																
Clas	Nº	Driver	Nat	Cat	Clas	Team	Nat	Level	Laps	Total Time	Gap	Interval	Km/h	Best	Time	Km/h
1	31	Louis Meric		CHA	1	RACE CARS		Inter C	12	28:42.339			145.3	12	2:09.043	161.6
2	85	Thibaut Bossy		CHA	2	HERRERO RACING		Inter C	12	28:43.645	1.306	1.306	145.1	3	2:09.257	161.3
3	2	Florian Coruble		CHA	3	CHAZEL TECHNOLOGIE		Inter C	12	28:44.655	2.316	1.010	145.1	8	2:09.766	160.7
4	3	Gosia Rdest		CHA	4	CHAZEL TECHNOLOGIE		Inter	12	28:47.341	5.002	2.686	144.8	4	2:11.556	158.5
Not classified: (Requirements: 75% of number laps of leader = 9 Laps)																
63	*	Pierre-Laurent Figuiere		CHA	5	CHAZEL TECHNOLOGIE		Inter C	8	18:01.465	4 Laps	4 Laps	154.2	6	2:11.008	159.1

JUN																
Clas	Nº	Driver	Nat	Cat	Clas	Team	Nat	Level	Laps	Total Time	Gap	Interval	Km/h	Best	Time	Km/h
1	4	Léo Jousset		JUN	1	RACE CARS		Inter C	12	28:41.103			145.4	5	2:08.361	162.4
2	38	Charles Roussanne		JUN	2	VPS RACING		Inter D	12	28:41.387	0.284	0.284	145.3	12	2:08.346	162.4
3	36	Sami Dhahri		JUN	3	VPS RACING		Inter C	12	28:44.134	3.031	2.747	145.1	6	2:08.190	162.6
4	8	Lukas Papin		JUN	4	SCHUMACHER CLRT		Inter D	12	28:44.458	3.355	0.324	145.1	8	2:09.219	161.3
Not classified: (Requirements: 75% of number laps of leader = 9 Laps)																
37		Filippo Barberi		JUN	5	VPS RACING		Inter D								

GEN																
Clas	Nº	Driver	Nat	Cat	Clas	Team	Nat	Level	Laps	Total Time	Gap	Interval	Km/h	Best	Time	Km/h
1	123	Frédéric De Brabant		GEN	1	CHAZEL TECHNOLOGIE		NCC	12	28:48.613			144.7	8	2:11.655	158.4
2	9	Philippe Bourgois		GEN	2	RACE CARS		Inter C	12	28:48.851	0.238	0.238	144.7	12	2:11.694	158.3
3	77	Alain Jacono		GEN	3	CHAZEL TECHNOLOGIE		NCC	12	28:50.726	2.113	1.875	144.5	8	2:12.757	157.0
4	23	Laurent Richard		GEN	4	HERRERO RACING		Inter C	12	28:51.028	2.415	0.302	144.5	12	2:13.005	156.7
5	7	Franc Rouxel		GEN	5	HERRERO RACING		Inter D	12	28:52.945	4.332	1.917	144.4	12	2:14.020	155.6
Not classified: (Requirements: 75% of number laps of leader = 9 Laps)																
18		Pierre Macchi		GEN	6	SCHUMACHER CLRT		Inter C	8	17:55.898	4 Laps	4 Laps	155.0	7	2:11.943	158.0

PRO																
Clas	Nº	Driver	Nat	Cat	Clas	Team	Nat	Level	Laps	Total Time	Gap	Interval	Km/h	Best	Time	Km/h
	10	Romain Monti		PRO	1	CHAZEL TECHNOLOGIE		Inter C	3	6:55.792			150.4	2	2:10.392	159.9

Fastest lap Sami Dhahri in 2:08.190 at 162.6 Km/h in lap 6

*** PENALTIES**

63 FIVE SECS PENALTY TRACK LIMITS GAINING ADVANTAGE

Published at:.....

Track Temp: 17.7 °C Air Temp: 16.6 °C Humidity: 92 % Track Status: WET

Race Director:

Timekeeper:

Luis Garcia
 JOB-2654-ESP/M



Alpine Mobility





Autodromo Nazionale Monza
Alpine Elf Cup Series
Race - 1
Provisional Results by Class



Inter C																
Clas	Nº	Driver	Nat	Cat	Clas	Team	Nat	Level	Laps	Total Time	Gap	Interval	Km/h	Best	Time	Km/h
1	4	Léo Jousset		JUN	1	RACE CARS		Inter C	12	28:41.103			145.4	5	2:08.361	162.4
2	31	Louis Meric		CHA	1	RACE CARS		Inter C	12	28:42.339	1.236	1.236	145.3	12	2:09.043	161.6
3	85	Thibaut Bossy		CHA	2	HERRERO RACING		Inter C	12	28:43.645	2.542	1.306	145.1	3	2:09.257	161.3
4	36	Sami Dhahri		JUN	3	VPS RACING		Inter C	12	28:44.134	3.031	0.489	145.1	6	2:08.190	162.6
5	2	Florian Coruble		CHA	3	CHAZEL TECHNOLOGIE		Inter C	12	28:44.655	3.552	0.521	145.1	8	2:09.766	160.7
6	9	Philippe Bourgois		GEN	2	RACE CARS		Inter C	12	28:48.851	7.748	4.196	144.7	12	2:11.694	158.3
7	23	Laurent Richard		GEN	4	HERRERO RACING		Inter C	12	28:51.028	9.925	2.177	144.5	12	2:13.005	156.7
Not classified: (Requirements: 75% of number laps of leader = 9 Laps)																
18		Pierre Macchi		GEN	6	SCHUMACHER CLRT		Inter C	8	17:55.898	4 Laps	4 Laps	155.0	7	2:11.943	158.0
63	*	Pierre-Laurent Figuiere		CHA	5	CHAZEL TECHNOLOGIE		Inter C	8	18:01.465	4 Laps	5.567	154.2	6	2:11.008	159.1
10		Romain Monti		PRO	1	CHAZEL TECHNOLOGIE		Inter C	3	6:55.792	9 Laps	5 Laps	150.4	2	2:10.392	159.9

Inter D																
Clas	Nº	Driver	Nat	Cat	Clas	Team	Nat	Level	Laps	Total Time	Gap	Interval	Km/h	Best	Time	Km/h
1	38	Charles Roussanne		JUN	2	VPS RACING		Inter D	12	28:41.387			145.3	12	2:08.346	162.4
2	8	Lukas Papin		JUN	4	SCHUMACHER CLRT		Inter D	12	28:44.458	3.071	3.071	145.1	8	2:09.219	161.3
3	7	Franc Rouxel		GEN	5	HERRERO RACING		Inter D	12	28:52.945	11.558	8.487	144.4	12	2:14.020	155.6
Not classified: (Requirements: 75% of number laps of leader = 9 Laps)																
37		Filippo Barberi		JUN	5	VPS RACING		Inter D								

Inter																
Clas	Nº	Driver	Nat	Cat	Clas	Team	Nat	Level	Laps	Total Time	Gap	Interval	Km/h	Best	Time	Km/h
1	3	Gosia Rdest		CHA	4	CHAZEL TECHNOLOGIE		Inter	12	28:47.341			144.8	4	2:11.556	158.5

NCC																
Clas	Nº	Driver	Nat	Cat	Clas	Team	Nat	Level	Laps	Total Time	Gap	Interval	Km/h	Best	Time	Km/h
1	123	Frédéric De Brabant		GEN	1	CHAZEL TECHNOLOGIE		NCC	12	28:48.613			144.7	8	2:11.655	158.4
2	77	Alain Jacono		GEN	3	CHAZEL TECHNOLOGIE		NCC	12	28:50.726	2.113	2.113	144.5	8	2:12.757	157.0

Fastest lap Sami Dhahri in 2:08.190 at 162.6 Km/h in lap 6

*** PENALTIES**

63 FIVE SECS PENALTY TRACK LIMITS GAINING ADVANTAGE

Published at:.....

Track Temp: 17.7 °C Air Temp: 16.6 °C Humidity: 92 % Track Status: WET

Race Director:

Timekeeper:

Luis Garcia
 JOB-2654-ESP/M



Alpine Mobility





Autodromo Nazionale Monza

Alpine Elf Cup Series

Race - 1

Provisional Classification by Driver Fastest Lap

ALPINE



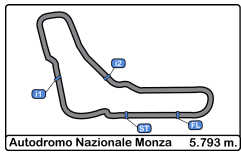
Autodromo Nazionale Monza 5.793 m.

Cl	N°	Entrant/Team	Nat	Level	Driver	Nat	Cat	Cl	Laps	Best	Time	Gap	Interval	Km/h
1	36	VPS RACING	FRA	Inter C	Sami Dhahri	FRA	JUN	1	12	6	2:08.190			162.6
2	38	VPS RACING	FRA	Inter D	Charles Roussanne	FRA	JUN	2	12	12	2:08.346	0.156	0.156	162.4
3	4	RACE CARS CONSULTING	FRA	Inter C	Léo Jousset	FRA	JUN	3	12	5	2:08.361	0.171	0.015	162.4
4	31	RACE CARS CONSULTING	FRA	Inter C	Louis Meric	FRA	CHA	1	12	12	2:09.043	0.853	0.682	161.6
5	8	SCHUMACHER CLRT	FRA	Inter D	Lukas Papin	FRA	JUN	4	12	8	2:09.219	1.029	0.176	161.3
6	85	HERRERO RACING	FRA	Inter C	Thibaut Bossy	FRA	CHA	2	12	3	2:09.257	1.067	0.038	161.3
7	2	CHAZEL TECHNOLOGIE COURSE	FRA	Inter C	Florian Coruble	FRA	CHA	3	12	8	2:09.766	1.576	0.509	160.7
8	10	CHAZEL TECHNOLOGIE JU	FRA	Inter C	Romain Monti	FRA	PRO	1	3	2	2:10.392	2.202	0.626	159.9
9	63	CHAZEL TECHNOLOGIE CO	FRA	Inter C	Pierre-Laurent Figue	FRA	CHA	4	8	6	2:11.008	2.818	0.616	159.1
10	3	CHAZEL TECHNOLOGIE JU	FRA	Inter	Gosia Rdest	POL	CHA	5	12	4	2:11.556	3.366	0.548	158.5
11	123	CHAZEL TECHNOLOGIE CO	FRA	NCC	Frédéric De Brabant	FRA	GEN	1	12	8	2:11.655	3.465	0.099	158.4
12	9	RACE CARS CONSULTING	FRA	Inter C	Philippe Bourgois	BEL	GEN	2	12	12	2:11.694	3.504	0.039	158.3
13	18	SCHUMACHER CLRT	FRA	Inter C	Pierre Macchi	FRA	GEN	3	8	7	2:11.943	3.753	0.249	158.0
14	77	CHAZEL TECHNOLOGIE CO	FRA	NCC	Alain Jacono	FRA	GEN	4	12	8	2:12.757	4.567	0.814	157.0
15	23	HERRERO RACING	FRA	Inter C	Laurent Richard	FRA	GEN	5	12	12	2:13.005	4.815	0.248	156.7
16	7	HERRERO RACING	FRA	Inter D	Franc Rouxel	FRA	GEN	6	12	12	2:14.020	5.830	1.015	155.6



Alpine Mobility





Autodromo Nazionale Monza
Alpine Elf Cup Series
Race - 1




Distance and Speed Average

Clas	Nº	Driver	Nat	Cat	Clas	Team	Nat	Level	Laps	Distance	Total Time	Km/h
1	4	Léo Jousset	FRA	JUN	1	RACE CARS	FRA	Inter C	12	69.51	28:41.103	145.4
2	38	Charles Roussanne	FRA	JUN	2	VPS RACING	FRA	Inter D	12	69.51	28:41.387	145.3
3	31	Louis Meric	FRA	CHA	1	RACE CARS	FRA	Inter C	12	69.51	28:42.339	145.3
4	85	Thibaut Bossy	FRA	CHA	2	HERRERO RACING	FRA	Inter C	12	69.51	28:43.645	145.1
5	36	Sami Dhahri	FRA	JUN	3	VPS RACING	FRA	Inter C	12	69.51	28:44.134	145.1
6	8	Lukas Papin	FRA	JUN	4	SCHUMACHER CLRT	FRA	Inter D	12	69.51	28:44.458	145.1
7	2	Florian Coruble	FRA	CHA	3	CHAZEL TECHNOLOGIE	FRA	Inter C	12	69.51	28:44.655	145.1
8	3	Gosia Rdest	POL	CHA	4	CHAZEL TECHNOLOGIE	FRA	Inter	12	69.51	28:47.341	144.8
9	123	Frédéric De Brabant	FRA	GEN	1	CHAZEL TECHNOLOGIE	FRA	NCC	12	69.51	28:48.613	144.7
10	9	Philippe Bourgois	BEL	GEN	2	RACE CARS	FRA	Inter C	12	69.51	28:48.851	144.7
11	77	Alain Jacono	FRA	GEN	3	CHAZEL TECHNOLOGIE	FRA	NCC	12	69.51	28:50.726	144.5
12	23	Laurent Richard	FRA	GEN	4	HERRERO RACING	FRA	Inter C	12	69.51	28:51.028	144.5
13	7	Franc Rouxel	FRA	GEN	5	HERRERO RACING	FRA	Inter D	12	69.51	28:52.945	144.4
14	18	Pierre Macchi	FRA	GEN	6	SCHUMACHER CLRT	FRA	Inter C	8	46.34	17:55.898	155.0
15	63	Pierre-Laurent Figuiere	FRA	CHA	5	CHAZEL TECHNOLOGIE	FRA	Inter C	8	46.34	18:01.465	154.2
16	10	Romain Monti	FRA	PRO	1	CHAZEL TECHNOLOGIE	FRA	Inter C	3	17.37	6:55.792	150.4
17	37	Filippo Barberi	FRA	JUN	5	VPS RACING	FRA	Inter D	0			



Alpine Mobility





Autodromo Nazionale Monza
Alpine Elf Cup Series
Race - 1
Lap Analysis



2 Florian Coruble Inter C **7** Franc Rouxel Inter D

CHA							CHAZEL TECHNOLOGIE						GEN		HERRERO RACING		
Lap	D	Time	Sector 1	Sector 2	Sector 3	T. Spd	Elapsed	Lap	D	Time	Sector 1	Sector 2	Sector 3	T. Spd	Elapsed		
1		2:26.181	53.749	45.744	46.688	169.0	2:26.181	1		2:32.918	56.761	47.747	48.410	157.6	2:32.918		
2		2:12.596	40.483	46.402	45.711	213.8	4:38.777	2		2:16.971	42.424	46.542	48.005	197.0	4:49.889		
3		2:10.270	40.350	44.548	45.372	221.7	6:49.047	3		2:15.242	41.203	46.665	47.374	206.5	7:05.131		
4		2:10.734	39.972	44.745	46.017	223.6	8:59.781	4		2:15.068	41.219	46.383	47.466	209.7	9:20.199		
5		2:10.483	40.200	44.481	45.802	223.6	11:10.264	5		2:15.919	41.428	46.402	48.089	210.1	11:36.118		
6		2:09.950	40.074	44.302	45.574	226.8	13:20.214	6		2:15.743	41.468	46.242	48.033	206.1	13:51.861		
7		2:10.859	40.391	44.331	46.137	222.6	15:31.073	7		2:15.843	41.777	46.062	48.004	188.8	16:07.704		
8		2:09.766	40.097	44.076	45.593	227.8	17:40.839	8		2:14.533	41.264	45.610	47.659	211.3	18:22.237		
9		2:10.755	40.108	44.156	46.491	232.2	19:51.594	9		2:22.678	42.452	49.295	50.931	176.7	20:44.915		
10		3:41.458	56.974	1:30.201	1:14.283	175.0	23:33.052	10		2:54.633	43.814	55.755	1:15.064	173.9	23:39.548		
11		3:01.646	59.826	59.832	1:01.988	96.8	26:34.698	11		2:59.377	57.477	1:00.178	1:01.722	101.4	26:38.925		
12		2:09.957	40.412	44.392	45.153	206.1	28:44.655	12		2:14.020	41.475	45.618	46.927	192.5	28:52.945		

3 Gosia Rdest Inter **8** Lukas Papin Inter D

CHA							CHAZEL TECHNOLOGIE JUNIOR						JUN		SCHUMACHER CLRT		
Lap	D	Time	Sector 1	Sector 2	Sector 3	T. Spd	Elapsed	Lap	D	Time	Sector 1	Sector 2	Sector 3	T. Spd	Elapsed		
1		2:25.251	52.488	46.029	46.734	181.8	2:25.251	1		2:26.792	54.348	45.888	46.556	174.1	2:26.792		
2		2:12.271	40.745	45.610	45.916	211.7	4:37.522	2		2:11.478	40.059	45.925	45.494	213.0	4:38.270		
3		2:12.263	40.074	46.103	46.086	231.2	6:49.785	3		2:10.074	39.754	44.808	45.512	231.7	6:48.344		
4		2:11.556	40.358	45.197	46.001	231.2	9:01.341	4		2:09.816	39.853	44.535	45.428	235.8	8:58.160		
5		2:12.096	40.298	45.293	46.505	219.0	11:13.437	5		2:09.840	39.562	44.310	45.968	240.5	11:08.000		
6		2:11.856	40.175	45.677	46.004	230.2	13:25.293	6		2:09.839	40.040	44.337	45.462	242.1	13:17.839		
7		2:12.379	40.854	45.464	46.061	229.2	15:37.672	7		2:09.614	39.815	44.143	45.656	240.0	15:27.453		
8		2:11.735	40.264	45.279	46.192	232.2	17:49.407	8		2:09.219	39.608	44.374	45.237	238.4	17:36.672		
9		2:13.973	40.509	45.293	48.171	232.2	20:03.380	9		2:12.926	39.797	43.851	49.278	236.3	19:49.598		
10		3:30.704	54.860	1:21.546	1:14.298	129.9	23:34.084	10		3:42.623	58.000	1:29.921	1:14.702	184.3	23:32.221		
11		3:01.393	59.638	59.961	1:01.794	107.3	26:35.477	11		3:02.277	59.715	1:00.314	1:02.248	86.8	26:34.498		
12		2:11.864	40.632	45.066	46.166	203.7	28:47.341	12		2:09.960	40.475	44.279	45.206	221.7	28:44.458		

4 Léo Jousset Inter C **9** Philippe Bourgois Inter C

JUN							RACE CARS CONSULTING						GEN		RACE CARS CONSULTING		
Lap	D	Time	Sector 1	Sector 2	Sector 3	T. Spd	Elapsed	Lap	D	Time	Sector 1	Sector 2	Sector 3	T. Spd	Elapsed		
1		2:20.185	50.421	44.955	44.809	204.9	2:20.185	1		2:29.791	54.377	47.597	47.817	158.8	2:29.791		
2		2:08.518	39.585	44.229	44.704	232.7	4:28.703	2		2:13.552	40.749	45.302	47.501	214.2	4:43.343		
3		2:08.720	40.091	44.038	44.591	230.2	6:37.423	3		2:12.530	40.963	45.093	46.474	221.7	6:55.873		
4		2:08.831	40.142	43.930	44.759	231.2	8:46.254	4		2:12.515	40.845	45.398	46.272	220.4	9:08.388		
5		2:08.361	39.813	43.798	44.750	233.2	10:54.615	5		2:12.957	41.598	45.033	46.326	226.8	11:21.345		
6		2:08.514	39.812	44.246	44.456	233.2	13:03.129	6		2:12.350	40.426	45.423	46.501	225.0	13:33.695		
7		2:08.529	39.833	43.907	44.789	234.7	15:11.658	7		2:11.901	40.605	45.194	46.102	222.6	15:45.596		
8		2:08.917	40.002	43.868	45.047	231.7	17:20.575	8		2:12.195	40.389	45.422	46.384	228.3	17:57.791		
9		2:09.061	39.777	43.942	45.342	234.2	19:29.636	9		2:13.571	40.557	45.172	47.842	230.7	20:11.362		
10		3:58.577	1:13.883	1:29.954	1:14.740	128.8	23:28.213	10		3:24.861	48.108	1:22.962	1:13.791	162.1	23:36.223		
11		3:04.502	1:00.225	59.875	1:04.402	119.4	26:32.715	11		3:00.934	58.811	1:00.562	1:01.561	105.1	26:37.157		
12		2:08.388	39.989	43.833	44.566	236.3	28:41.103	12		2:11.694	40.739	44.978	45.977	206.8	28:48.851		

10 Romain Monti Inter C

PRO							CHAZEL TECHNOLOGIE JUNIOR					
Lap	D	Time	Sector 1	Sector 2	Sector 3	T. Spd	Elapsed					
1		2:22.454	51.500	45.680	45.274	194.2	2:22.454					
2		2:10.392	40.490	44.427	45.475	192.5	4:32.846					
3		2:22.946 P	40.238	46.515	56.193	219.5	6:55.792					





Autodromo Nazionale Monza
Alpine Elf Cup Series
Race - 1
Lap Analysis



18 Pierre Macchi Inter C **36** Sami Dhahri Inter C

GEN SCHUMACHER CLRT JUN VPS RACING

Lap D	Time	Sector 1	Sector 2	Sector 3	T. Spd	Elapsed	Lap D	Time	Sector 1	Sector 2	Sector 3	T. Spd	Elapsed
1	2:27.230	53.659	45.820	47.751	195.6	2:27.230	1	2:23.377	51.296	45.764	46.317	205.7	2:23.377
2	2:13.670	40.725	45.983	46.962	213.4	4:40.900	2	2:11.313	40.513	44.980	45.820	207.2	4:34.690
3	2:12.034	40.566	45.010	46.458	220.8	6:52.934	3	2:11.424	41.202	44.609	45.613	240.5	6:46.114
4	2:12.923	41.491	45.125	46.307	219.5	9:05.857	4	2:10.750	40.397	44.903	45.450	232.2	8:56.864
5	2:12.121	40.574	45.281	46.266	223.6	11:17.978	5	2:10.421	40.504	44.534	45.383	237.8	11:07.285
6	2:11.967	40.714	45.101	46.152	229.7	13:29.945	6	2:08.190	39.134	43.738	45.318	239.4	13:15.475
7	2:11.943	40.876	45.101	45.966	225.9	15:41.888	7	2:10.316	40.465	44.615	45.236	237.8	15:25.791
8	2:14.010	42.451	45.461	46.098	240.5	17:55.898	8	2:09.837	40.241	44.660	44.936	227.8	17:35.628

23 Laurent Richard Inter C

GEN HERRERO RACING

Lap D	Time	Sector 1	Sector 2	Sector 3	T. Spd	Elapsed	Lap D	Time	Sector 1	Sector 2	Sector 3	T. Spd	Elapsed
1	2:30.468	55.139	47.019	48.310	167.7	2:30.468	9	2:12.244	40.065	44.346	47.833	235.8	19:47.872
2	2:14.604	41.123	46.122	47.359	210.9	4:45.072	10	3:43.485	58.924	1:30.162	1:14.399	167.7	23:31.357
3	2:14.633	40.872	46.789	46.972	218.1	6:59.705	11	3:02.861	59.955	1:00.191	1:02.715	98.1	26:34.218
4	2:14.433	40.856	45.353	48.224	224.5	9:14.138	12	2:09.916	40.526	44.261	45.129	226.8	28:44.134
5	2:14.828	41.360	46.033	47.435	214.7	11:28.966							
6	2:13.254	40.571	45.715	46.968	205.7	13:42.220							
7	2:15.308	41.142	46.085	48.081	219.0	15:57.528							
8	2:13.507	40.929	45.638	46.940	229.2	18:11.035							
9	2:13.867	41.344	45.514	47.009	224.5	20:24.902							
10	3:13.250	41.616	1:17.308	1:14.326	215.5	23:38.152							
11	2:59.871	58.282	1:00.346	1:01.243	95.5	26:38.023							
12	2:13.005	41.117	45.722	46.166	205.7	28:51.028							

31 Louis Meric Inter C

CHA RACE CARS CONSULTING

Lap D	Time	Sector 1	Sector 2	Sector 3	T. Spd	Elapsed	Lap D	Time	Sector 1	Sector 2	Sector 3	T. Spd	Elapsed
1	2:19.898	50.160	44.836	44.902	201.8	2:19.898	9	2:09.932	40.085	43.869	45.978	234.7	19:36.049
2	2:09.721	40.369	44.350	45.002	225.0	4:29.619	10	3:53.036	1:08.426	1:29.796	1:14.814	138.8	23:29.085
3	2:09.071	39.997	44.403	44.671	227.3	6:38.690	11	3:03.956	1:00.337	59.734	1:03.885	123.1	26:33.041
4	2:10.445	40.506	44.739	45.200	235.2	8:49.135	12	2:08.346	40.163	43.721	44.462	227.3	28:41.387
5	2:09.799	40.304	44.420	45.075	231.2	10:58.934							
6	2:09.940	40.332	44.627	44.981	229.2	13:08.874							
7	2:09.918	40.398	44.118	45.402	214.2	15:18.792							
8	2:09.429	40.009	44.510	44.910	227.3	17:28.221							
9	2:10.097	40.261	44.193	45.643	216.4	19:38.318							
10	3:51.523	1:06.733	1:30.267	1:14.523	153.4	23:29.841							
11	3:03.455	1:00.397	59.856	1:03.202	112.9	26:33.296							
12	2:09.043	40.345	44.148	44.550	222.2	28:42.339							

63 Pierre-Laurent Figuiere Inter C

CHA CHAZEL TECHNOLOGIE

Lap D	Time	Sector 1	Sector 2	Sector 3	T. Spd	Elapsed	Lap D	Time	Sector 1	Sector 2	Sector 3	T. Spd	Elapsed
1	2:28.610	53.479	47.786	47.345	177.9	2:28.610	1	2:28.610	53.479	47.786	47.345	177.9	2:28.610
2	2:13.939	41.051	45.675	47.213	196.3	4:42.549	2	2:13.939	41.051	45.675	47.213	196.3	4:42.549
3	2:15.024	41.607	46.138	47.279	238.9	6:57.573	3	2:15.024	41.607	46.138	47.279	238.9	6:57.573
4	2:11.328	40.315	44.924	46.089	230.7	9:08.901	4	2:11.328	40.315	44.924	46.089	230.7	9:08.901
5	2:12.680	41.298	44.919	46.463	232.7	11:21.581	5	2:12.680	41.298	44.919	46.463	232.7	11:21.581
6	2:11.008	40.331	44.410	46.267	219.5	13:32.589	6	2:11.008	40.331	44.410	46.267	219.5	13:32.589
7	2:11.478	40.417	44.833	46.228	224.5	15:44.067	7	2:11.478	40.417	44.833	46.228	224.5	15:44.067
8	2:12.398	40.389	45.713	46.296	234.7	17:56.465	8	2:12.398	40.389	45.713	46.296	234.7	17:56.465



Alpine Mobility





Autodromo Nazionale Monza
Alpine Elf Cup Series
Race - 1
Lap Analysis



77

Alain Jacono

NCC

GEN

CHAZEL TECHNOLOGIE

Lap	D	Time	Sector 1	Sector 2	Sector 3	T. Spd	Elapsed
1		2:30.643	55.426	47.824	47.393	184.9	2:30.643
2		2:15.860	43.957	45.555	46.348	231.2	4:46.503
3		2:14.346	41.520	46.329	46.497	231.2	7:00.849
4		2:13.559	40.429	46.290	46.840	227.3	9:14.408
5		2:14.070	40.828	46.056	47.186	233.2	11:28.478
6		2:13.079	40.449	45.747	46.883	227.3	13:41.557
7		2:13.440	40.597	46.202	46.641	228.3	15:54.997
8		2:12.757	40.657	45.428	46.672	224.5	18:07.754
9		2:13.774	41.088	45.440	47.246	232.7	20:21.528
10		3:15.518	41.271	1:20.334	1:13.913	214.2	23:37.046
11		3:00.740	58.495	1:00.583	1:01.662	98.6	26:37.786
12		2:12.940	41.193	45.180	46.567	219.9	28:50.726

85

Thibaut Bossy

Inter C

CHA

HERRERO RACING

Lap	D	Time	Sector 1	Sector 2	Sector 3	T. Spd	Elapsed
1		2:21.712	50.445	45.407	45.860	191.1	2:21.712
2		2:10.424	40.266	44.672	45.486	199.6	4:32.136
3		2:09.257	39.999	44.330	44.928	220.8	6:41.393
4		2:10.001	39.952	44.453	45.596	218.6	8:51.394
5		2:10.336	40.020	44.470	45.846	219.0	11:01.730
6		2:10.662	40.451	44.573	45.638	215.1	13:12.392
7		2:10.224	40.300	44.317	45.607	214.2	15:22.616
8		2:09.941	40.058	44.077	45.806	220.8	17:32.557
9		2:11.835	40.261	44.136	47.438	217.3	19:44.392
10		3:46.483	1:01.979	1:30.065	1:14.439	137.7	23:30.875
11		3:03.089	1:00.124	1:00.043	1:02.922	100.7	26:33.964
12		2:09.681	40.185	44.137	45.359	218.6	28:43.645

123

Frédéric De Brabant

NCC

GEN


CHAZEL TECHNOLOGIE

Lap	D	Time	Sector 1	Sector 2	Sector 3	T. Spd	Elapsed
1		2:25.243	52.079	45.959	47.205	199.6	2:25.243
2		2:14.893	41.273	46.849	46.771	219.5	4:40.136
3		2:12.090	40.381	45.348	46.361	231.2	6:52.226
4		2:13.124	41.464	45.040	46.620	232.7	9:05.350
5		2:12.048	40.516	45.223	46.309	224.0	11:17.398
6		2:12.135	40.459	45.155	46.521	229.7	13:29.533
7		2:12.132	40.552	45.001	46.579	230.2	15:41.665
8		2:11.655	39.740	45.533	46.382	228.3	17:53.320
9		2:14.321	40.948	44.873	48.500	225.9	20:07.641
10		3:27.577	51.173	1:22.250	1:14.154	144.5	23:35.218
11		3:01.111	59.295	1:00.437	1:01.379	106.4	26:36.329
12		2:12.284	40.749	45.140	46.395	208.8	28:48.613



Alpine Mobility





Autodromo Nazionale Monza

Alpine Elf Cup Series

Race - 1

Analysis by Lap



Num	Lap Time	Gap
Lap 1		
31	2:19.898	
4	2:20.185	00.287
38	2:21.505	01.607
85	2:21.712	01.814
10	2:22.454	02.556
36	2:23.377	03.479
123	2:25.243	05.345
3	2:25.251	05.353
2	2:26.181	06.283
8	2:26.792	06.894
18	2:27.230	07.332
63	2:28.610	08.712
9	2:29.791	09.893
23	2:30.468	10.570
77	2:30.643	10.745
7	2:32.918	13.020

Num	Lap Time	Gap
Lap 2		
4	2:08.518	
31	2:09.721	00.916
38	2:08.757	01.559
85	2:10.424	03.433
10	2:10.392	04.143
36	2:11.313	05.987
3	2:12.271	08.819
8	2:11.478	09.567
2	2:12.596	10.074
123	2:14.893	11.433
18	2:13.670	12.197
63	2:13.939	13.846
9	2:13.552	14.640
23	2:14.604	16.369
77	2:15.860	17.800
7	2:16.971	21.186

Num	Lap Time	Gap
Lap 3		
4	2:08.720	
31	2:09.071	01.267
38	2:08.908	01.747
85	2:09.257	03.970
36	2:11.424	08.691
8	2:10.074	10.921
2	2:10.270	11.624
3	2:12.263	12.362
123	2:12.090	14.803
18	2:12.034	15.511
10	2:22.946	18.369
9	2:12.530	18.450
63	2:15.024	20.150
23	2:14.633	22.282
77	2:14.346	23.426
7	2:15.242	27.708

Num	Lap Time	Gap
Lap 4		
4	2:08.831	

Num	Lap Time	Gap
38	2:09.953	02.869
31	2:10.445	02.881
85	2:10.001	05.140
36	2:10.750	10.610
8	2:09.816	11.906
2	2:10.734	13.527
3	2:11.556	15.087
123	2:13.124	19.096
18	2:12.923	19.603
9	2:12.515	22.134
63	2:11.328	22.647
23	2:14.433	27.884
77	2:13.559	28.154
7	2:15.068	33.945

Num	Lap Time	Gap
Lap 5		
4	2:08.361	
31	2:09.799	04.319
38	2:10.163	04.671
85	2:10.336	07.115
36	2:10.421	12.670
8	2:09.840	13.385
2	2:10.483	15.649
3	2:12.096	18.822
123	2:12.048	22.783
18	2:12.121	23.363
9	2:12.957	26.730
63	2:12.680	26.966
77	2:14.070	33.863
23	2:14.828	34.351
7	2:15.919	41.503

Num	Lap Time	Gap
Lap 6		
4	2:08.514	
38	2:09.240	05.397
31	2:09.940	05.745
85	2:10.662	09.263
36	2:08.190	12.346
8	2:09.839	14.710
2	2:09.950	17.085
3	2:11.856	22.164
123	2:12.135	26.404
18	2:11.967	26.816
63	2:11.008	29.460
9	2:12.350	30.566
77	2:13.079	38.428
23	2:13.254	39.091
7	2:15.743	48.732

Num	Lap Time	Gap
Lap 7		
4	2:08.529	
38	2:09.004	05.872
31	2:09.918	07.134
85	2:10.224	10.958
36	2:10.316	14.133
8	2:09.614	15.795

Num	Lap Time	Gap
2	2:10.859	19.415
3	2:12.379	26.014
123	2:12.132	30.007
18	2:11.943	30.230
63	2:11.478	32.409
9	2:11.901	33.938
77	2:13.440	43.339
23	2:15.308	45.870
7	2:15.843	56.046

Num	Lap Time	Gap
Lap 8		
4	2:08.917	
38	2:08.587	05.542
31	2:09.429	07.646
85	2:09.941	11.982
36	2:09.837	15.053
8	2:09.219	16.097
2	2:09.766	20.264
3	2:11.735	28.832
123	2:11.655	32.745
18	2:14.010	35.323
63	2:12.398	35.890
9	2:12.195	37.216
77	2:12.757	47.179
23	2:13.507	50.460
7	2:14.533	1:01.662

Num	Lap Time	Gap
Lap 9		
4	2:09.061	
38	2:09.932	06.413
31	2:10.097	08.682
85	2:11.835	14.756
36	2:12.244	18.236
8	2:12.926	19.962
2	2:10.755	21.958
3	2:13.973	33.744
123	2:14.321	38.005
9	2:13.571	41.726
77	2:13.774	51.892
23	2:13.867	55.266
7	2:22.678	1:15.279

Num	Lap Time	Gap
Lap 10		
4	3:58.577	
38	3:53.036	00.872
31	3:51.523	01.628
85	3:46.483	02.662
36	3:43.485	03.144
8	3:42.623	04.008
2	3:41.458	04.839
3	3:30.704	05.871
123	3:27.577	07.005
9	3:24.861	08.010
77	3:15.518	08.833
23	3:13.250	09.939
7	2:54.633	11.335

Num	Lap Time	Gap
Lap 11		
4	3:04.502	
38	3:03.956	00.326
31	3:03.455	00.581
85	3:03.089	01.249
36	3:02.861	01.503
8	3:02.277	01.783
2	3:01.646	01.983
3	3:01.393	02.762
123	3:01.111	03.614
9	3:00.934	04.442
77	3:00.740	05.071
23	2:59.871	05.308
7	2:59.377	06.210

Num	Lap Time	Gap
Lap 12		
4	2:08.388	
38	2:08.346	00.284
31	2:09.043	01.236
85	2:09.681	02.542
36	2:09.916	03.031
8	2:09.960	03.355
2	2:09.957	03.552
3	2:11.864	06.238
123	2:12.284	07.510
9	2:11.694	07.748
77	2:12.940	09.623
23	2:13.005	09.925
7	2:14.020	11.842





Autodromo Nazionale Monza

Alpine Elf Cup Series

Race - 1

Best Sectors Results




Autodromo Nazionale Monza 5.793 m.

Sector - 1			Sector - 2			Sector - 3			Ideal Lap vs Best Lap						
Clas	Nº	Driver	Time	Nº	Driver	Time	Nº	Driver	Time	Clas	Nº	Driver	Ideal Lap	Best Lap	Clas
1	36	Sami Dhahri	39.134	38	Charles Roussanne	43.721	38	Charles Roussanne	44.399	1	36	Sami Dhahri	2:07.808	2:08.190	1
2	8	Lukas Papin	39.562	36	Sami Dhahri	43.738	4	Léo Jousset	44.456	2	4	Léo Jousset	2:07.839	2:08.361	3
3	4	Léo Jousset	39.585	4	Léo Jousset	43.798	31	Louis Meric	44.550	3	38	Charles Roussanne	2:08.028	2:08.346	2
4	12	Frédéric De Brabant	39.740	8	Lukas Papin	43.851	85	Thibaut Bossy	44.928	4	8	Lukas Papin	2:08.619	2:09.219	5
5	38	Charles Roussanne	39.908	2	Florian Coruble	44.076	36	Sami Dhahri	44.936	5	31	Louis Meric	2:08.665	2:09.043	4
6	85	Thibaut Bossy	39.952	85	Thibaut Bossy	44.077	2	Florian Coruble	45.153	6	85	Thibaut Bossy	2:08.957	2:09.257	6
7	2	Florian Coruble	39.972	31	Louis Meric	44.118	8	Lukas Papin	45.206	7	2	Florian Coruble	2:09.201	2:09.766	7
8	31	Louis Meric	39.997	63	Pierre-Laurent Figuiere	44.410	10	Romain Monti	45.274	8	10	Romain Monti	2:09.939	2:10.392	8
9	3	Gosia Rdest	40.074	10	Romain Monti	44.427	3	Gosia Rdest	45.916	9	63	Pierre-Laurent Figuiere	2:10.814	2:11.008	9
10	10	Romain Monti	40.238	123	Frédéric De Brabant	44.873	18	Pierre Macchi	45.966	10	123	Frédéric De Brabant	2:10.922	2:11.655	11
11	63	Pierre-Laurent Figuiere	40.315	9	Philippe Bourgois	44.978	9	Philippe Bourgois	45.977	11	3	Gosia Rdest	2:11.056	2:11.556	10
12	9	Philippe Bourgois	40.389	18	Pierre Macchi	45.010	63	Pierre-Laurent Figuiere	46.089	12	9	Philippe Bourgois	2:11.344	2:11.694	12
13	77	Alain Jacono	40.429	3	Gosia Rdest	45.066	23	Laurent Richard	46.166	13	18	Pierre Macchi	2:11.542	2:11.943	13
14	18	Pierre Macchi	40.566	77	Alain Jacono	45.180	123	Frédéric De Brabant	46.309	14	77	Alain Jacono	2:11.957	2:12.757	14
15	23	Laurent Richard	40.571	23	Laurent Richard	45.353	77	Alain Jacono	46.348	15	23	Laurent Richard	2:12.090	2:13.005	15
16	7	Franc Rouxel	41.203	7	Franc Rouxel	45.610	7	Franc Rouxel	46.927	16	7	Franc Rouxel	2:13.740	2:14.020	16



Alpine Mobility





Autodromo Nazionale Monza
Alpine Elf Cup Series
Race - 1
Leader Sequence




N°	Driver	Nat	Cat	Clas	Team	Nat	Level	Start Lap	End Lap	Laps	Total Laps
31	Louis Meric		CHA		RACE CARS		Inter C	1	1	1	1
4	Léo Jousset		JUN		RACE CARS		Inter C	2	12	11	11



Alpine Mobility





Autodromo Nazionale Monza
Alpine Elf Cup Series
Race - 1
Best 5 Lap Times




Cls	N° Driver	Nat	Cat	Cls	Team	Nat	Level	Best 1		Best 2		Best 3		Best 4		Best 5	
								Time	Lap	Time	Lap	Time	Lap	Time	Lap	Time	Lap
1	36 Sami Dhahri	FRA	JUN	1	VPS RACING	FRA	Inter C	2:08.190	6	2:09.837	8	2:09.916	12	2:10.316	7	2:10.421	5
2	38 Charles Roussanne	FRA	JUN	2	VPS RACING	FRA	Inter D	2:08.346	12	2:08.587	8	2:08.757	2	2:08.908	3	2:09.004	7
3	4 Léo Jousset	FRA	JUN	3	RACE CARS	FRA	Inter C	2:08.361	5	2:08.388	12	2:08.514	6	2:08.518	2	2:08.529	7
4	31 Louis Meric	FRA	CHA	1	RACE CARS	FRA	Inter C	2:09.043	12	2:09.071	3	2:09.429	8	2:09.721	2	2:09.799	5
5	8 Lukas Papin	FRA	JUN	4	SCHUMACHER CLRT	FRA	Inter D	2:09.219	8	2:09.614	7	2:09.816	4	2:09.839	6	2:09.840	5
6	85 Thibaut Bossy	FRA	CHA	2	HERRERO RACING	FRA	Inter C	2:09.257	3	2:09.681	12	2:09.941	8	2:10.001	4	2:10.224	7
7	2 Florian Coruble	FRA	CHA	3	CHAZEL TECHNOLOGIE	FRA	Inter C	2:09.766	8	2:09.950	6	2:09.957	12	2:10.270	3	2:10.483	5
8	10 Romain Monti	FRA	PRO	1	CHAZEL TECHNOLOGIE	FRA	Inter C	2:10.392	2	2:22.454	1	2:22.946	3				
9	63 Pierre-Laurent Figuiere	FRA	CHA	4	CHAZEL TECHNOLOGIE	FRA	Inter C	2:11.008	6	2:11.328	4	2:11.478	7	2:12.398	8	2:12.680	5
10	3 Gosia Rdest	POL	CHA	5	CHAZEL TECHNOLOGIE	FRA	Inter	2:11.556	4	2:11.735	8	2:11.856	6	2:11.864	12	2:12.096	5
11	123 Frédéric De Brabant	FRA	GEN	1	CHAZEL TECHNOLOGIE	FRA	NCC	2:11.655	8	2:12.048	5	2:12.090	3	2:12.132	7	2:12.135	6
12	9 Philippe Bourgois	BEL	GEN	2	RACE CARS	FRA	Inter C	2:11.694	12	2:11.901	7	2:12.195	8	2:12.350	6	2:12.515	4
13	18 Pierre Macchi	FRA	GEN	3	SCHUMACHER CLRT	FRA	Inter C	2:11.943	7	2:11.967	6	2:12.034	3	2:12.121	5	2:12.923	4
14	77 Alain Jacono	FRA	GEN	4	CHAZEL TECHNOLOGIE	FRA	NCC	2:12.757	8	2:12.940	12	2:13.079	6	2:13.440	7	2:13.559	4
15	23 Laurent Richard	FRA	GEN	5	HERRERO RACING	FRA	Inter C	2:13.005	12	2:13.254	6	2:13.507	8	2:13.867	9	2:14.433	4
16	7 Franc Rouxel	FRA	GEN	6	HERRERO RACING	FRA	Inter D	2:14.020	12	2:14.533	8	2:15.068	4	2:15.242	3	2:15.743	6



Alpine Mobility





Autodromo Nazionale Monza
Alpine Elf Cup Series
Race - 1
Best 5 Top Speeds



Clas	N°	Driver	Nat	Cat	Cls	Team	Nat	Level	Top 1		Top 2		Top 3		Top 4		Top 5		Avg
									Km/h	Lap	Km/h	Lap	Km/h	Lap	Km/h	Lap	Km/h	Lap	
1	8	Lukas Papin	FRA	JUN	1	SCHUMACHER CLRT	FRA	Inter D	242.1	6	240.5	5	240.0	7	238.4	8	236.3	9	239.4
2	18	Pierre Macchi	FRA	GEN	1	SCHUMACHER CLRT	FRA	Inter C	240.5	8	229.7	6	228.8	9	225.9	7	223.6	5	229.7
3	36	Sami Dhahri	FRA	JUN	2	VPS RACING	FRA	Inter C	240.5	3	239.4	6	237.8	5	237.8	7	235.8	9	238.3
4	63	Pierre-Laurent Figuiere	FRA	CHA	1	CHAZEL TECHNOLOGIE	FRA	Inter C	240.5	9	238.9	3	234.7	8	232.7	5	230.7	4	235.5
5	38	Charles Roussanne	FRA	JUN	3	VPS RACING	FRA	Inter D	237.3	7	234.7	9	233.7	5	233.7	8	228.8	6	233.6
6	4	Léo Jousset	FRA	JUN	4	RACE CARS	FRA	Inter C	236.3	12	234.7	7	234.2	9	233.2	5	233.2	6	234.3
7	31	Louis Meric	FRA	CHA	2	RACE CARS	FRA	Inter C	235.2	4	231.2	5	229.2	6	227.3	3	227.3	8	230.1
8	77	Alain Jacono	FRA	GEN	2	CHAZEL TECHNOLOGIE	FRA	NCC	233.2	5	232.7	9	231.2	2	231.2	3	228.3	7	231.3
9	123	Frédéric De Brabant	FRA	GEN	3	CHAZEL TECHNOLOGIE	FRA	NCC	232.7	4	231.2	3	230.2	7	229.7	6	228.3	8	230.4
10	2	Florian Coruble	FRA	CHA	3	CHAZEL TECHNOLOGIE	FRA	Inter C	232.2	9	227.8	8	226.8	6	223.6	4	223.6	5	226.8
11	3	Gosia Rdest	POL	CHA	4	CHAZEL TECHNOLOGIE	FRA	Inter	232.2	8	232.2	9	231.2	3	231.2	4	230.2	6	231.4
12	9	Philippe Bourgois	BEL	GEN	4	RACE CARS	FRA	Inter C	230.7	9	228.3	8	226.8	5	225.0	6	222.6	7	226.7
13	23	Laurent Richard	FRA	GEN	5	HERRERO RACING	FRA	Inter C	229.2	8	224.5	4	224.5	9	219.0	7	218.1	3	223.1
14	85	Thibaut Bossy	FRA	CHA	5	HERRERO RACING	FRA	Inter C	220.8	3	220.8	8	219.0	5	218.6	4	218.6	12	219.6
15	10	Romain Monti	FRA	PRO	1	CHAZEL TECHNOLOGIE	FRA	Inter C	219.5	3	194.2	1	192.5	2					202.0
16	7	Franc Rouxel	FRA	GEN	6	HERRERO RACING	FRA	Inter D	211.3	8	210.1	5	209.7	4	206.5	3	206.1	6	208.7



Alpine Mobility





Autodromo Nazionale Monza
Alpine Elf Cup Series
Race - 1
Fastest Laps Sequence



Lap	Time of Day	Session Time	N° Driver	Nat	Cat	Team	Nat	Level	Time	Km/h
2	15:45:51.809	4:28.809	4 Léo Jousset		JUN	RACE CARS		Inter C	2:08.518	162.2
5	15:52:17.721	10:54.721	4 Léo Jousset		JUN	RACE CARS		Inter C	2:08.361	162.4
6	15:54:38.581	13:15.581	36 Sami Dhahri		JUN	VPS RACING		Inter C	2:08.190	162.6



Alpine Mobility





Autodromo Nazionale Monza
Alpine Elf Cup Series
Race - 1



Event Best Maximum Speed

N°	Driver	Nat	Cat	Clas	Team	Nat	Level	Km/h	Session
63	Pierre-Laurent Figuiere		FRA	CHA 1	HAZEL TECHNOLOGIE		FRA Inter C	245.4	Qualifying - 1
4	Léo Jousset		FRA	JUN 1	RACE CARS		FRA Inter C	243.2	Free practice - 2
38	Charles Roussanne		FRA	JUN 2	VPS RACING		FRA Inter D	242.1	Free practice - 2
8	Lukas Papin		FRA	JUN 3	SCHUMACHER CLRT		FRA Inter D	242.1	Free practice - 2
77	Alain Jacono		FRA	GEN 1	HAZEL TECHNOLOGIE		FRA NCC	242.1	Free practice - 2
10	Romain Monti		FRA	PRO 1	HAZEL TECHNOLOGIE		FRA Inter C	241.0	Qualifying - 1
31	Louis Meric		FRA	CHA 2	RACE CARS		FRA Inter C	240.5	Free practice - 2
36	Sami Dhahri		FRA	JUN 4	VPS RACING		FRA Inter C	240.5	Race - 1
18	Pierre Macchi		FRA	GEN 2	SCHUMACHER CLRT		FRA Inter C	240.5	Race - 1
9	Philippe Bourgois		BEL	GEN 3	RACE CARS		FRA Inter C	239.4	Free practice - 2
23	Laurent Richard		FRA	GEN 4	HERRERO RACING		FRA Inter C	239.4	Free practice - 2
37	Filippo Barberi		FRA	JUN 5	VPS RACING		FRA Inter D	238.9	Free practice - 2
2	Florian Coruble		FRA	CHA 3	HAZEL TECHNOLOGIE		FRA Inter C	238.9	Free practice - 2
85	Thibaut Bossy		FRA	CHA 4	HERRERO RACING		FRA Inter C	238.4	Free practice - 2
123	Frédéric De Brabant		FRA	GEN 5	HAZEL TECHNOLOGIE		FRA NCC	238.4	Qualifying - 1
3	Gosia Rdest		POL	CHA 5	HAZEL TECHNOLOGIE		FRA Inter	233.2	Qualifying - 1
7	Franc Rouxel		FRA	GEN 6	HERRERO RACING		FRA Inter D	232.7	Free practice - 2



Alpine Mobility





Autodromo Nazionale Monza

Alpine Elf Cup Series

Race - 1

Lap Chart




LAP

Nr	Pos	Grid	1	2	3	4	5	6	7	8	9	10	11	12
4	1	4	31	4	4	4	4	4	4	4	4	4	4	4
31	2	31	4	31	31	38	31	38	38	38	38	38	38	38
38	3	38	38	38	38	31	38	31	31	31	31	31	31	31
85	4	85	85	85	85	85	85	85	85	85	85	85	85	85
10	5	10	10	10	36	36	36	36	36	36	36	36	36	36
36	6	36	36	36	8	8	8	8	8	8	8	8	8	8
123	7	123	123	3	2	2	2	2	2	2	2	2	2	2
18	8	18	3	8	3	3	3	3	3	3	3	3	3	3
3	9	3	2	2	123	123	123	123	123	123	123	123	123	123
63	10	63	8	123	18	18	18	18	18	18	9	9	9	9
77	11	77	18	18	10	9	9	63	63	63	77	77	77	77
9	12	9	63	63	9	63	63	9	9	9	23	23	23	23
2	13	2	9	9	63	23	77	77	77	77	7	7	7	7
23	14	23	23	23	23	77	23	23	23	23				
37	15	37	77	77	77	7	7	7	7	7				
7	16	7	7	7	7									
8	17	8												

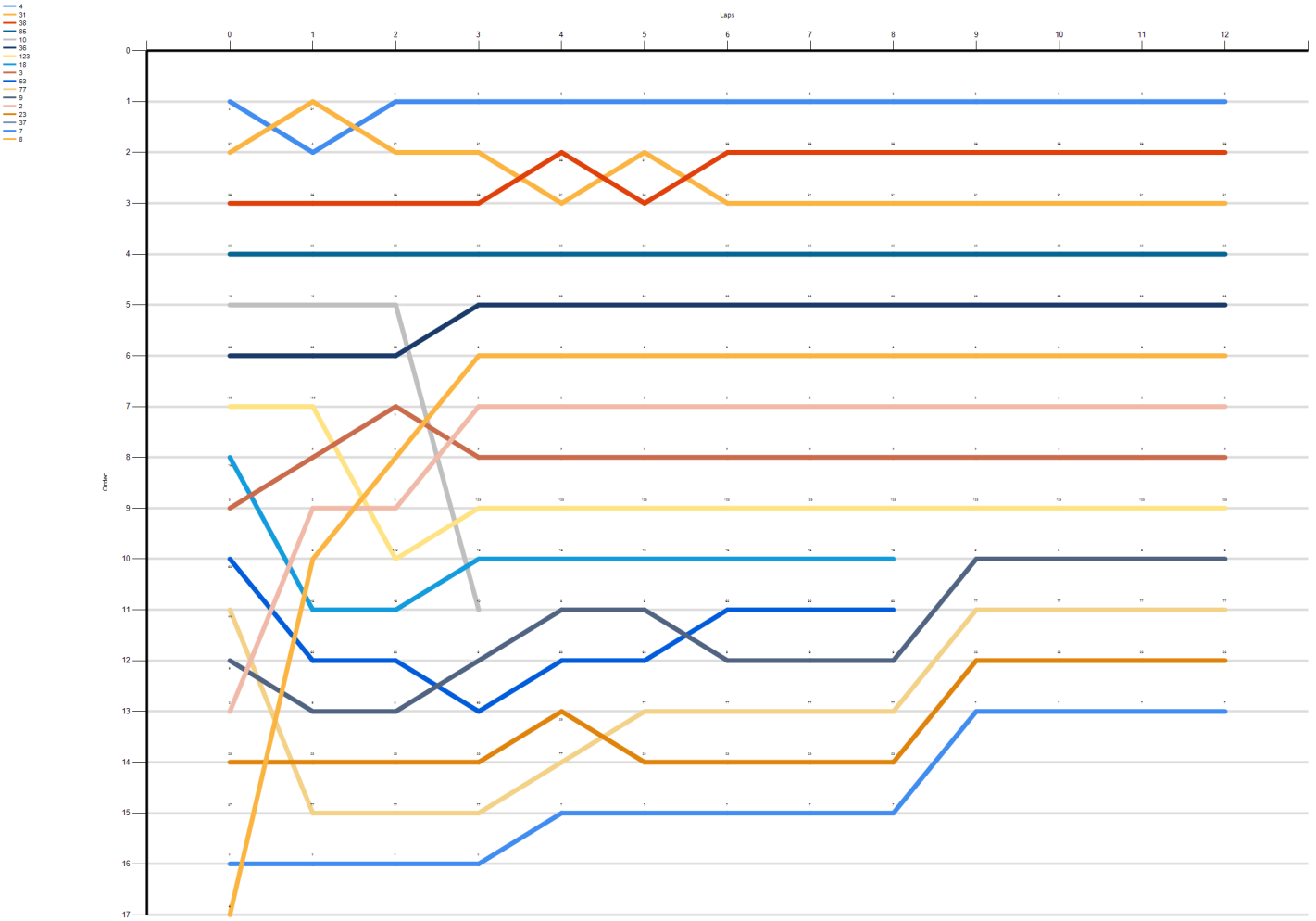


Alpine Mobility



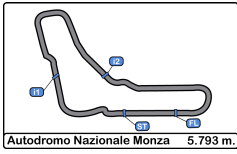


Autodromo Nazionale Monza
Alpine Elf Cup Series
Race - 1
Graphic Lap Chart



Alpine Mobility





Autodromo Nazionale Monza
Alpine Elf Cup Series
Race - 1
Pit Stop Analysis



Or d.	Nr.	In Day Time	Entrant/Team	Nat	Driver 1	Nat	Driver 2	Nat	Level	Cat	In Time	Stop N°	Pit Time	Handicap	Diff.
----------	-----	-------------	--------------	-----	----------	-----	----------	-----	-------	-----	---------	---------	----------	----------	-------



Alpine Mobility





Autodromo Nazionale Monza

Alpine Elf Cup Series

Race - 1

Weather Report

Autodromo Nazionale Monza 5.793 m.

