



Autodromo Nazionale Monza
Alpine Elf Cup Series
Qualifying - 1
Provisional Results



Clas	Nº	Driver	Nat	Cat	Clas	Team	Nat	Level	Laps	Best	Time	Gap	Interval	Km/h
1	4	Léo Jousset		JUN	1	RACE CARS		Inter C	9	9	2:06.894			164.3
2	31	Louis Meric		CHA	1	RACE CARS		Inter C	9	9	2:07.044	0.150	0.150	164.1
3	38	Charles Roussanne		JUN	2	VPS RACING		Inter D	6	6	2:07.431	0.537	0.387	163.6
4	85	Thibaut Bossy		CHA	2	HERRERO RACING		Inter C	9	6	2:07.633	0.739	0.202	163.3
5	8	Lukas Papin		JUN	3	SCHUMACHER CLRT		Inter D	8	8	2:07.828	0.934	0.195	163.1
6	10	Romain Monti		PRO	1	HAZEL TECHNOLOGIE		Inter C	9	7	2:07.838	0.944	0.010	163.1
7	36	Sami Dhahri		JUN	4	VPS RACING		Inter C	8	8	2:08.993	2.099	1.155	161.6
8	123	Frédéric De Brabant		GEN	1	HAZEL TECHNOLOGIE		NCC	10	10	2:09.552	2.658	0.559	160.9
9	18	Pierre Macchi		GEN	2	SCHUMACHER CLRT		Inter C	9	8	2:10.275	3.381	0.723	160.0
10	3	Gosia Rdest		CHA	3	HAZEL TECHNOLOGIE		Inter	9	8	2:10.374	3.480	0.099	159.9
11	63	Pierre-Laurent Figuiere		CHA	4	HAZEL TECHNOLOGIE		Inter C	8	5	2:10.806	3.912	0.432	159.4
12	77	Alain Jacono		GEN	3	HAZEL TECHNOLOGIE		NCC	9	8	2:11.265	4.371	0.459	158.8
13	9	Philippe Bourgois		GEN	4	RACE CARS		Inter C	8	7	2:11.475	4.581	0.210	158.6
14	2	Florian Coruble		CHA	5	HAZEL TECHNOLOGIE		Inter C	2	2	2:11.618	4.724	0.143	158.4
15	23	Laurent Richard		GEN	5	HERRERO RACING		Inter C	9	9	2:11.958	5.064	0.340	158.0
16	37	Filippo Barberi		JUN	5	VPS RACING		Inter D	2	2	2:13.350	6.456	1.392	156.3
17	7	Franc Rouxel		GEN	6	HERRERO RACING		Inter D	9	8	2:17.113	10.219	3.763	152.0

*** PENALTIES**

CAR 4 TIME 2:13.079 DELETED TRACK LIMITS AT T 2

CAR 63 TIME 2:18.901 DELETED TRACK LIMITS AT T 2

CAR 77 TIME 2:19.069 DELETED TRACK LIMITS AT T 5

Published at:.....

Track Temp: 17.2 °C Air Temp: 15.8 °C Humidity: 92 % Track Status: WET

Race Director:

Timekeeper:

Luis Garcia
 JOB-2654-ESP/M



Alpine Mobility





Autodromo Nazionale Monza
Alpine Elf Cup Series
Qualifying - 1
Provisional Results by Category



CHA														
Clas	Nº	Driver	Nat	Cat	Clas	Team	Nat	Level	Laps	Best	Time	Gap	Interval	Km/h
1	31	Louis Meric		CHA	1	RACE CARS		Inter C	9	9	2:07.044			164.1
2	85	Thibaut Bossy		CHA	2	HERRERO RACING		Inter C	9	6	2:07.633	0.589	0.589	163.3
3	3	Gosia Rdest		CHA	3	CHAZEL TECHNOLOGIE		Inter	9	8	2:10.374	3.330	2.741	159.9
4	63	Pierre-Laurent Figuiere		CHA	4	CHAZEL TECHNOLOGIE		Inter C	8	5	2:10.806	3.762	0.432	159.4
5	2	Florian Coruble		CHA	5	CHAZEL TECHNOLOGIE		Inter C	2	2	2:11.618	4.574	0.812	158.4

JUN														
Clas	Nº	Driver	Nat	Cat	Clas	Team	Nat	Level	Laps	Best	Time	Gap	Interval	Km/h
1	4	Léo Jousset		JUN	1	RACE CARS		Inter C	9	9	2:06.894			164.3
2	38	Charles Roussanne		JUN	2	VPS RACING		Inter D	6	6	2:07.431	0.537	0.537	163.6
3	8	Lukas Papin		JUN	3	SCHUMACHER CLRT		Inter D	8	8	2:07.828	0.934	0.397	163.1
4	36	Sami Dhahri		JUN	4	VPS RACING		Inter C	8	8	2:08.993	2.099	1.165	161.6
5	37	Filippo Barberi		JUN	5	VPS RACING		Inter D	2	2	2:13.350	6.456	4.357	156.3

PRO														
Clas	Nº	Driver	Nat	Cat	Clas	Team	Nat	Level	Laps	Best	Time	Gap	Interval	Km/h
1	10	Romain Monti		PRO	1	CHAZEL TECHNOLOGIE		Inter C	9	7	2:07.838			163.1

GEN														
Clas	Nº	Driver	Nat	Cat	Clas	Team	Nat	Level	Laps	Best	Time	Gap	Interval	Km/h
1	123	Frédéric De Brabant		GEN	1	CHAZEL TECHNOLOGIE		NCC	10	10	2:09.552			160.9
2	18	Pierre Macchi		GEN	2	SCHUMACHER CLRT		Inter C	9	8	2:10.275	0.723	0.723	160.0
3	77	Alain Jacono		GEN	3	CHAZEL TECHNOLOGIE		NCC	9	8	2:11.265	1.713	0.990	158.8
4	9	Philippe Bourgois		GEN	4	RACE CARS		Inter C	8	7	2:11.475	1.923	0.210	158.6
5	23	Laurent Richard		GEN	5	HERRERO RACING		Inter C	9	9	2:11.958	2.406	0.483	158.0
6	7	Franc Rouxel		GEN	6	HERRERO RACING		Inter D	9	8	2:17.113	7.561	5.155	152.0

*** PENALTIES**

- CAR 4 TIME 2:13.079 DELETED TRACK LIMITS AT T 2
- CAR 63 TIME 2:18.901 DELETED TRACK LIMITS AT T 2
- CAR 77 TIME 2:19.069 DELETED TRACK LIMITS AT T 5

Published at:.....

Track Temp: 17.2 °C Air Temp: 15.8 °C Humidity: 92 % Track Status: WET

Race Director:

Timekeeper:

Luis Garcia
 JOB-2654-ESP/M



Alpine Mobility





Autodromo Nazionale Monza
Alpine Elf Cup Series
Qualifying - 1
Provisional Results by Class



Inter C														
Clas	Nº	Driver	Nat	Cat	Clas	Team	Nat	Level	Laps	Best	Time	Gap	Interval	Km/h
1	4	Léo Jousset		Inter C	1	RACE CARS		Inter C	9	9	2:06.894			164.3
2	31	Louis Meric		Inter C	2	RACE CARS		Inter C	9	9	2:07.044	0.150	0.150	164.1
3	85	Thibaut Bossy		Inter C	3	HERRERO RACING		Inter C	9	6	2:07.633	0.739	0.589	163.3
4	10	Romain Monti		Inter C	4	HAZEL TECHNOLOGIE		Inter C	9	7	2:07.838	0.944	0.205	163.1
5	36	Sami Dhahri		Inter C	5	VPS RACING		Inter C	8	8	2:08.993	2.099	1.155	161.6
6	18	Pierre Macchi		Inter C	6	SCHUMACHER CLRT		Inter C	9	8	2:10.275	3.381	1.282	160.0
7	63	Pierre-Laurent Figuiere		Inter C	7	HAZEL TECHNOLOGIE		Inter C	8	5	2:10.806	3.912	0.531	159.4
8	9	Philippe Bourgois		Inter C	8	RACE CARS		Inter C	8	7	2:11.475	4.581	0.669	158.6
9	2	Florian Coruble		Inter C	9	HAZEL TECHNOLOGIE		Inter C	2	2	2:11.618	4.724	0.143	158.4
10	23	Laurent Richard		Inter C	10	HERRERO RACING		Inter C	9	9	2:11.958	5.064	0.340	158.0

Inter D														
Clas	Nº	Driver	Nat	Cat	Clas	Team	Nat	Level	Laps	Best	Time	Gap	Interval	Km/h
1	38	Charles Roussanne		Inter D	1	VPS RACING		Inter D	6	6	2:07.431			163.6
2	8	Lukas Papin		Inter D	2	SCHUMACHER CLRT		Inter D	8	8	2:07.828	0.397	0.397	163.1
3	37	Filippo Barberi		Inter D	3	VPS RACING		Inter D	2	2	2:13.350	5.919	5.522	156.3
4	7	Franc Rouxel		Inter D	4	HERRERO RACING		Inter D	9	8	2:17.113	9.682	3.763	152.0

NCC														
Clas	Nº	Driver	Nat	Cat	Clas	Team	Nat	Level	Laps	Best	Time	Gap	Interval	Km/h
1	123	Frédéric De Brabant		NCC	1	HAZEL TECHNOLOGIE		NCC	10	10	2:09.552			160.9
2	77	Alain Jacono		NCC	2	HAZEL TECHNOLOGIE		NCC	9	8	2:11.265	1.713	1.713	158.8

Inter														
Clas	Nº	Driver	Nat	Cat	Clas	Team	Nat	Level	Laps	Best	Time	Gap	Interval	Km/h
1	3	Gosia Rdest		Inter	1	HAZEL TECHNOLOGIE		Inter	9	8	2:10.374			159.9

*** PENALTIES**

CAR 4 TIME 2:13.079 DELETED TRACK LIMITS AT T 2

CAR 63 TIME 2:18.901 DELETED TRACK LIMITS AT T 2

CAR 77 TIME 2:19.069 DELETED TRACK LIMITS AT T 5

Published at:.....

Track Temp: 17.2 °C Air Temp: 15.8 °C Humidity: 92 % Track Status: WET

Race Director:

Timekeeper:

Luis Garcia
 JOB-2654-ESP/M





Autodromo Nazionale Monza

Alpine Elf Cup Series

Qualifying - 1

Lap Analysis

ALPINE



2 Florian Coruble Inter C

CHA CHAZEL TECHNOLOGIE JUN SCHUMACHER CLRT

Lap	D	Time	Sector 1	Sector 2	Sector 3	T. Spd	Elapsed
1		11:38:35.167	11:36:57.618	50.176	47.373	153.1	11:38:35.167
2		2:11.618	40.536	45.410	45.672	213.4	11:40:46.785
3			40.010	44.936		220.4	

3 Gosia Rdest Inter

CHA CHAZEL TECHNOLOGIE JUNIOR

Lap	D	Time	Sector 1	Sector 2	Sector 3	T. Spd	Elapsed
1		11:38:51.837	11:37:08.661	51.526	51.650	148.3	11:38:51.837
2		2:20.433	44.163	47.870	48.400	185.5	11:41:12.270
3		2:38.807 P	42.370	46.743	1:09.694	214.2	11:43:51.077
4		16:46.632	15:13.734	45.641	47.257	148.3	12:00:37.709
5		2:12.201	40.562	45.134	46.505	212.1	12:02:49.910
6		2:11.536	40.270	45.273	45.993	222.2	12:05:01.446
7		2:11.124	40.374	44.952	45.798	231.7	12:07:12.570
8		2:10.374	40.025	44.632	45.717	233.2	12:09:22.944
9		2:21.203 P	40.084	44.894	56.225	230.7	12:11:44.147

4 Léo Jousset Inter C

JUN RACE CARS CONSULTING

Lap	D	Time	Sector 1	Sector 2	Sector 3	T. Spd	Elapsed
1		11:38:23.063	11:36:50.970	46.330	45.763	152.3	11:38:23.063
2		2:13.079	41.818	45.327	45.934	236.8	11:40:36.142
3		2:21.477 P	39.749	44.948	56.780	224.5	11:42:57.619
4		17:34.538 P	15:53.033	46.667	54.838	138.9	12:00:32.157
5		4:15.358	2:47.690	43.621	44.047	181.8	12:04:47.515
6		2:07.725	39.648	43.621	44.456	235.2	12:06:55.240
7		2:07.313	39.537	43.516	44.260	230.2	12:09:02.553
8		2:07.231	39.927	43.280	44.024	236.3	12:11:09.784
9		2:06.894	39.445	43.378	44.071	241.0	12:13:16.678
10			45.159	52.244	165.8		

7 Franc Rouxel Inter D

GEN HERRERO RACING

Lap	D	Time	Sector 1	Sector 2	Sector 3	T. Spd	Elapsed
1		11:39:03.447	11:37:19.616	51.576	52.255	140.2	11:39:03.447
2		2:24.204	45.689	48.117	50.398	162.8	11:41:27.651
3		3:05.641 P	44.260	1:02.170	1:19.211	172.5	11:44:33.292
4		16:23.948	14:36.344	49.406	58.198	142.6	12:00:57.240
5		2:19.439	43.273	47.450	48.716	173.0	12:03:16.679
6		2:18.953	42.649	48.152	48.152	187.5	12:05:35.632
7		2:18.030	42.847	47.156	48.027	172.2	12:07:53.662
8		2:17.113	42.171	46.829	48.113	173.9	12:10:10.775
9		2:38.304 P	43.521	50.052	1:04.731	175.6	12:12:49.079

8 Lukas Papin Inter D

JUN SCHUMACHER CLRT

Lap	D	Time	Sector 1	Sector 2	Sector 3	T. Spd	Elapsed
1		11:38:45.783	11:37:08.069	48.654	49.060	139.7	11:38:45.783
2		2:12.608	40.848	45.644	46.116	206.5	11:40:58.391
3		2:33.641 P	40.416	44.197	1:09.028	219.9	11:43:32.032
4		17:04.267 P	15:18.232	47.506	58.529	144.5	12:00:36.299
5		5:41.876	4:11.048	45.190	45.638	179.4	12:06:18.175
6		2:09.233	39.994	44.522	44.717	232.2	12:08:27.408
7		2:08.076	39.499	44.104	44.473	238.9	12:10:35.484
8		2:07.828	39.572	44.168	44.088	241.0	12:12:43.312
9			50.085	53.200	147.3		

9 Philippe Bourgois Inter C

GEN RACE CARS CONSULTING

Lap	D	Time	Sector 1	Sector 2	Sector 3	T. Spd	Elapsed
1		11:38:35.318	11:36:55.802	50.579	48.937	145.3	11:38:35.318
2		2:14.838	41.449	46.691	46.698	200.3	11:40:50.156
3		2:27.572 P	39.513	45.078	1:02.981	233.7	11:43:17.728
4		17:23.968 P	15:36.870	48.868	58.230	155.8	12:00:41.696
5		5:20.228	3:47.751	46.078	46.399	179.7	12:06:01.924
6		2:13.034	40.575	45.411	47.048	225.4	12:08:14.958
7		2:11.475	40.668	44.894	45.913	230.7	12:10:26.433
8		2:11.484	40.464	45.224	45.796	227.3	12:12:37.917
9			45.040	53.178	195.2		

10 Romain Monti Inter C

PRO CHAZEL TECHNOLOGIE JUNIOR


Lap	D	Time	Sector 1	Sector 2	Sector 3	T. Spd	Elapsed
1		11:38:27.876	11:36:51.728	48.144	48.004	152.9	11:38:27.876
2		2:14.040	40.641	46.299	47.100	211.3	11:40:41.916
3		2:23.591 P	40.682	45.173	57.736	207.6	11:43:05.507
4		17:48.124	16:04.234	46.044	57.846	153.8	12:00:53.631
5		2:07.864	40.013	43.569	44.282	226.8	12:03:01.495
6		2:26.142	39.595	52.930	53.617	234.2	12:05:27.637
7		2:07.838	39.796	43.817	44.225	236.8	12:07:35.475
8		2:07.974	39.889	43.753	44.332	238.9	12:09:43.449
9		2:28.095 P	39.971	43.787	1:04.337	241.0	12:12:11.544

18 Pierre Macchi Inter C

GEN SCHUMACHER CLRT

Lap	D	Time	Sector 1	Sector 2	Sector 3	T. Spd	Elapsed
1		11:39:00.499	11:37:12.970	54.607	52.922	137.7	11:39:00.499
2		2:23.141	44.409	47.981	50.751	189.4	11:41:23.640
3		3:02.516 P	44.548	56.112	1:21.856	166.9	11:44:26.156
4		16:17.244	14:39.859	46.451	50.934	156.0	12:00:43.400
5		2:13.715	40.934	45.629	47.152	206.1	12:02:57.115
6		2:13.235	40.551	44.934	47.750	216.0	12:05:10.350
7		2:12.038	40.643	45.189	46.206	220.4	12:07:22.388
8		2:10.275	40.293	44.639	45.343	226.4	12:09:32.663
9		2:12.278	39.895	46.900	45.483	235.8	12:11:44.941
10			53.090	51.092	145.3		





Autodromo Nazionale Monza
Alpine Elf Cup Series
Qualifying - 1
Lap Analysis



23							63							
Laurent Richard							Pierre-Laurent Figuiere							
GEN							CHA							
HERRERO RACING							CHAZEL TECHNOLOGIE							
Lap	D	Time	Sector 1	Sector 2	Sector 3	T. Spd	Lap	D	Time	Sector 1	Sector 2	Sector 3	T. Spd	Elapsed
1		11:38:56.827	11:37:14.230	52.714	49.883	145.7	1		11:38:57.925	11:37:06.779	51.546	59.600	161.6	11:38:57.925
2		2:18.617	42.194	47.516	48.907	203.0	2		5:38.940	3:19.521	57.902	1:21.517	177.0	11:44:36.865
3		3:23.959	43.292	1:31.287	1:09.380	225.9	3		15:56.004	14:19.215	47.211	49.578	153.6	12:00:32.869
4		16:03.202	14:27.135	47.012	49.055	148.1	4		2:12.357	40.381	45.183	46.793	225.4	12:02:45.226
5		2:13.232	41.014	45.529	46.689	223.1	5		2:10.806	40.109	45.030	45.667	220.8	12:04:56.032
6		2:15.775	40.576	45.635	49.564	225.9	6		2:13.232	40.958	44.938	47.336	232.2	12:07:09.264
7		2:12.113	40.602	45.231	46.280	226.4	7		2:18.904	44.001	49.893	45.007	242.6	12:09:28.165
8		2:13.837	40.371	45.793	47.673	233.7	8		2:25.159	40.997	46.728	57.434	245.4	12:11:53.324
9		2:11.958	40.713	44.757	46.488	233.7								
10		47.987	48.430		120.0									

31							77							
Louis Meric							Alain Jacono							
CHA							GEN							
RACE CARS CONSULTING							CHAZEL TECHNOLOGIE							
Lap	D	Time	Sector 1	Sector 2	Sector 3	T. Spd	Lap	D	Time	Sector 1	Sector 2	Sector 3	T. Spd	Elapsed
1		11:38:33.350	11:36:54.979	50.214	48.157	149.3	1		11:38:47.228	11:37:04.690	50.901	51.637	140.8	11:38:47.228
2		2:13.681	41.492	45.935	46.254	208.0	2		2:21.860	44.337	48.265	49.258	192.1	11:41:09.088
3		2:27.663	40.722	45.061	1:01.880	204.5	3		2:47.731	47.319	52.272	1:08.140	228.8	11:43:56.819
4		17:14.439	15:39.155	47.091	48.193	150.8	4		16:42.889	15:05.485	47.673	49.731	162.1	12:00:39.708
5		2:13.863	41.300	45.840	46.723	204.5	5		2:14.900	41.417	46.700	46.783	223.6	12:02:54.608
6		2:24.179	41.411	47.798	54.970	217.7	6		2:13.602	40.844	46.091	46.667	221.7	12:05:08.210
7		4:04.996	2:36.725	43.853	44.418	182.7	7		2:12.168	40.339	46.028	45.801	225.0	12:07:20.378
8		2:07.242	40.039	43.481	43.722	236.3	8		2:11.265	40.141	45.390	45.734	234.7	12:09:31.643
9		2:07.044	39.886	43.556	43.602	231.2	9		2:19.069	40.377	52.462	46.230	230.7	12:11:50.712
10		47.438	51.543		177.0		10			49.766	50.119		115.3	

36							85							
Sami Dhahri							Thibaut Bossy							
JUN							CHA							
VPS RACING							HERRERO RACING							
Lap	D	Time	Sector 1	Sector 2	Sector 3	T. Spd	Lap	D	Time	Sector 1	Sector 2	Sector 3	T. Spd	Elapsed
1		11:38:37.584	11:37:01.288	48.370	47.926	159.7	1		11:38:53.726	11:37:16.034	49.767	47.925	151.2	11:38:53.726
2		2:14.545	41.426	46.307	46.812	201.4	2		2:13.340	40.483	46.232	46.625	212.1	11:41:07.066
3		2:27.548	41.428	45.631	1:00.489	220.4	3		2:37.078	40.496	44.858	1:11.724	211.7	11:43:44.144
4		17:18.047	15:29.769	48.616	59.662	158.1	4		17:10.536	15:26.067	46.368	58.101	172.8	12:00:54.680
5		5:11.472	3:38.997	45.904	46.571	165.3	5		2:07.800	39.992	43.571	44.237	219.9	12:03:02.480
6		2:10.651	40.622	44.859	45.170	222.2	6		2:07.633	39.513	43.873	44.247	229.2	12:05:10.113
7		2:09.570	40.302	44.399	44.869	233.2	7		2:07.783	39.760	43.427	44.596	228.3	12:07:17.896
8		2:08.993	40.306	44.393	44.294	238.4	8		2:07.666	39.702	43.566	44.398	233.2	12:09:25.562
9			43.665	46.514	169.8		9		2:16.260	39.935	43.391	52.934	223.6	12:11:41.822

37							123							
Filippo Barberi							Frédéric De Brabant							
JUN							GEN							
VPS RACING							CHAZEL TECHNOLOGIE							
Lap	D	Time	Sector 1	Sector 2	Sector 3	T. Spd	Lap	D	Time	Sector 1	Sector 2	Sector 3	T. Spd	Elapsed
1		11:39:03.959	11:37:21.223	51.995	50.741	134.1	1		11:38:39.869	11:36:57.750	52.549	49.570	151.0	11:38:39.869
2		2:13.350	40.841	46.425	46.084	205.3	2		2:17.739	42.267	47.443	48.029	210.1	11:40:57.608
3			39.945	10:24.591	223.1		3		2:39.504	42.302	45.942	1:11.260	213.0	11:43:37.112
							4		16:53.310	15:18.844	47.052	47.414	152.1	12:00:30.422
							5		2:13.135	40.767	45.120	47.248	225.9	12:02:43.557
							6		2:11.468	40.444	44.656	46.368	228.8	12:04:55.025
							7		2:11.323	40.629	44.748	45.946	237.3	12:07:06.348
							8		2:10.440	40.248	44.598	45.594	234.7	12:09:16.788
							9		2:10.145	40.291	44.234	45.620	236.8	12:11:26.933
							10		2:09.552	40.078	44.055	45.419	238.4	12:13:36.485
							11			45.413	50.775		182.1	

38						
Charles Roussanne						
JUN						
VPS RACING						
Lap	D	Time	Sector 1	Sector 2	Sector 3	T. Spd
1		11:38:33.987	11:36:59.128	47.993	46.866	148.7
2		2:11.530	40.308	45.863	45.359	219.0
3		2:21.984	39.828	44.364	57.792	225.9
4		17:27.741	15:41.010	49.571	57.160	156.9
5		10:04.152	8:31.184	48.487	44.481	181.5
6		2:07.431	39.874	43.616	43.941	232.2
7			46.860	53.314	160.2	





Autodromo Nazionale Monza

Alpine Elf Cup Series

Qualifying - 1

Best Sectors Results




Sector - 1			Sector - 2			Sector - 3			Ideal Lap vs Best Lap						
Clas	Nº	Driver	Time	Nº	Driver	Time	Nº	Driver	Time	Clas	Nº	Driver	Ideal Lap	Best Lap	Clas
1	4	Léo Jousset	39.445	4	Léo Jousset	43.280	31	Louis Meric	43.602	1	4	Léo Jousset	2:06.749	2:06.894	1
2	8	Lukas Papin	39.499	85	Thibaut Bossy	43.391	38	Charles Roussanne	43.941	2	31	Louis Meric	2:06.969	2:07.044	2
3	85	Thibaut Bossy	39.513	31	Louis Meric	43.481	4	Léo Jousset	44.024	3	85	Thibaut Bossy	2:07.141	2:07.633	4
4	9	Philippe Bourgois	39.513	10	Romain Monti	43.569	8	Lukas Papin	44.088	4	38	Charles Roussanne	2:07.385	2:07.431	3
5	10	Romain Monti	39.595	38	Charles Roussanne	43.616	10	Romain Monti	44.225	5	10	Romain Monti	2:07.389	2:07.838	6
6	38	Charles Roussanne	39.828	123	Frédéric De Brabant	44.055	85	Thibaut Bossy	44.237	6	8	Lukas Papin	2:07.691	2:07.828	5
7	31	Louis Meric	39.886	8	Lukas Papin	44.104	36	Sami Dhahri	44.294	7	36	Sami Dhahri	2:08.989	2:08.993	7
8	18	Pierre Macchi	39.895	36	Sami Dhahri	44.393	63	Pierre-Laurent Figuiere	45.007	8	123	Frédéric De Brabant	2:09.552	2:09.552	8
9	37	Filippo Barberi	39.945	3	Gosia Rdest	44.632	18	Pierre Macchi	45.343	9	18	Pierre Macchi	2:09.877	2:10.275	9
10	2	Florian Coruble	40.010	18	Pierre Macchi	44.639	123	Frédéric De Brabant	45.419	10	63	Pierre-Laurent Figuiere	2:10.054	2:10.806	11
11	3	Gosia Rdest	40.025	23	Laurent Richard	44.757	2	Florian Coruble	45.672	11	9	Philippe Bourgois	2:10.203	2:11.475	13
12	12	Frédéric De Brabant	40.078	9	Philippe Bourgois	44.894	3	Gosia Rdest	45.717	12	3	Gosia Rdest	2:10.374	2:10.374	10
13	63	Pierre-Laurent Figuiere	40.109	2	Florian Coruble	44.936	77	Alain Jacono	45.734	13	2	Florian Coruble	2:10.618	2:11.618	14
14	77	Alain Jacono	40.141	63	Pierre-Laurent Figuiere	44.938	9	Philippe Bourgois	45.796	14	77	Alain Jacono	2:11.265	2:11.265	12
15	36	Sami Dhahri	40.302	77	Alain Jacono	45.390	37	Filippo Barberi	46.084	15	23	Laurent Richard	2:11.408	2:11.958	15
16	23	Laurent Richard	40.371	37	Filippo Barberi	46.425	23	Laurent Richard	46.280	16	37	Filippo Barberi	2:12.454	2:13.350	16
17	7	Franc Rouxel	42.171	7	Franc Rouxel	46.829	7	Franc Rouxel	48.027	17	7	Franc Rouxel	2:17.027	2:17.113	17



Alpine Mobility





Autodromo Nazionale Monza
Alpine Elf Cup Series
Qualifying - 1
Best 5 Lap Times



Cls	N°	Driver	Nat	Cat	Cls	Team	Nat	Level	Best 1		Best 2		Best 3		Best 4		Best 5	
									Time	Lap	Time	Lap	Time	Lap	Time	Lap	Time	Lap
1	4	Léo Jousset	FRA	JUN	1	RACE CARS	FRA	Inter C	2:06.894	9	2:07.231	8	2:07.313	7	2:07.725	6	4:15.358	5
2	31	Louis Meric	FRA	CHA	1	RACE CARS	FRA	Inter C	2:07.044	9	2:07.242	8	2:13.681	2	2:13.863	5	2:24.179	6
3	38	Charles Roussanne	FRA	JUN	2	VPS RACING	FRA	Inter D	2:07.431	6	2:11.530	2	10:04.15	5	17:27.74	4		
4	85	Thibaut Bossy	FRA	CHA	2	HERRERO RACING	FRA	Inter C	2:07.633	6	2:07.666	8	2:07.783	7	2:07.800	5	2:13.340	2
5	8	Lukas Papin	FRA	JUN	3	SCHUMACHER CLRT	FRA	Inter D	2:07.828	8	2:08.076	7	2:09.233	6	2:12.608	2	5:41.876	5
6	10	Romain Monti	FRA	PRO	1	CHAZEL TECHNOLOGIE	FRA	Inter C	2:07.838	7	2:07.864	5	2:07.974	8	2:14.040	2	2:26.142	6
7	36	Sami Dhahri	FRA	JUN	4	VPS RACING	FRA	Inter C	2:08.993	8	2:09.570	7	2:10.651	6	2:14.545	2	5:11.472	5
8	123	Frédéric De Brabant	FRA	GEN	1	CHAZEL TECHNOLOGIE	FRA	NCC	2:09.552	10	2:10.145	9	2:10.440	8	2:11.323	7	2:11.468	6
9	18	Pierre Macchi	FRA	GEN	2	SCHUMACHER CLRT	FRA	Inter C	2:10.275	8	2:12.038	7	2:12.278	9	2:13.235	6	2:13.715	5
10	3	Gosia Rdest	POL	CHA	3	CHAZEL TECHNOLOGIE	FRA	Inter	2:10.374	8	2:11.124	7	2:11.536	6	2:12.201	5	2:20.433	2
11	63	Pierre-Laurent Figuiere	FRA	CHA	4	CHAZEL TECHNOLOGIE	FRA	Inter C	2:10.806	5	2:12.357	4	2:13.232	6	2:25.159	8	15:56.00	3
12	77	Alain Jacono	FRA	GEN	3	CHAZEL TECHNOLOGIE	FRA	NCC	2:11.265	8	2:12.168	7	2:13.602	6	2:14.900	5	2:21.860	2
13	9	Philippe Bourgois	BEL	GEN	4	RACE CARS	FRA	Inter C	2:11.475	7	2:11.484	8	2:13.034	6	2:14.838	2	5:20.228	5
14	2	Florian Coruble	FRA	CHA	5	CHAZEL TECHNOLOGIE	FRA	Inter C	2:11.618	2								
15	23	Laurent Richard	FRA	GEN	5	HERRERO RACING	FRA	Inter C	2:11.958	9	2:12.113	7	2:13.232	5	2:13.837	8	2:15.775	6
16	37	Filippo Barberi	FRA	JUN	5	VPS RACING	FRA	Inter D	2:13.350	2								
17	7	Franc Rouxel	FRA	GEN	6	HERRERO RACING	FRA	Inter D	2:17.113	8	2:18.030	7	2:18.953	6	2:19.439	5	2:24.204	2



Alpine Mobility





Autodromo Nazionale Monza
Alpine Elf Cup Series
Qualifying - 1
Best 5 Top Speeds



Clas	N°	Driver	Nat	Cat	Cls	Team	Nat	Level	Top 1		Top 2		Top 3		Top 4		Top 5		Avg	
									Km/h	Lap	Km/h	Lap	Km/h	Lap	Km/h	Lap	Km/h	Lap		
1	63	Pierre-Laurent Figuiere		FRA	CHA	1	CHAZEL TECHNOLOGIE		Inter C	245.4	8	242.6	7	232.2	6	225.4	4	220.8	5	233.3
2	4	Léo Jousset		FRA	JUN	1	RACE CARS		Inter C	241.0	9	236.8	2	236.3	8	235.2	6	230.2	7	235.9
3	8	Lukas Papin		FRA	JUN	2	SCHUMACHER CLRT		Inter D	241.0	8	238.9	7	232.2	6	219.9	3	206.5	2	227.7
4	10	Romain Monti		FRA	PRO	1	CHAZEL TECHNOLOGIE		Inter C	241.0	9	238.9	8	236.8	7	234.2	6	226.8	5	235.6
5	36	Sami Dhahri		FRA	JUN	3	VPS RACING		Inter C	238.4	8	233.2	7	222.2	6	220.4	3	201.4	2	223.1
6	123	Frédéric De Brabant		FRA	GEN	1	CHAZEL TECHNOLOGIE		NCC	238.4	10	237.3	7	236.8	9	234.7	8	228.8	6	235.2
7	31	Louis Meric		FRA	CHA	2	RACE CARS		Inter C	236.3	8	231.2	9	217.7	6	208.0	2	204.5	3	219.5
8	18	Pierre Macchi		FRA	GEN	2	SCHUMACHER CLRT		Inter C	235.8	9	226.4	8	220.4	7	216.0	6	206.1	5	220.9
9	77	Alain Jacono		FRA	GEN	3	CHAZEL TECHNOLOGIE		NCC	234.7	8	230.7	9	228.8	3	225.0	7	223.6	5	228.5
10	9	Philippe Bourgois		BEL	GEN	4	RACE CARS		Inter C	233.7	3	230.7	7	227.3	8	225.4	6	200.3	2	223.5
11	23	Laurent Richard		FRA	GEN	5	HERRERO RACING		Inter C	233.7	8	233.7	9	226.4	7	225.9	3	225.9	6	229.1
12	3	Gosia Rdest		POL	CHA	3	CHAZEL TECHNOLOGIE		Inter	233.2	8	231.7	7	230.7	9	222.2	6	214.2	3	226.4
13	85	Thibaut Bossy		FRA	CHA	4	HERRERO RACING		Inter C	233.2	8	229.2	6	228.3	7	223.6	9	219.9	5	226.8
14	38	Charles Roussanne		FRA	JUN	4	VPS RACING		Inter D	232.2	6	225.9	3	219.0	2	181.5	5	160.2	7	203.8
15	37	Filippo Barberi		FRA	JUN	5	VPS RACING		Inter D	223.1	3	205.3	2	134.1	1					187.5
16	2	Florian Coruble		FRA	CHA	5	CHAZEL TECHNOLOGIE		Inter C	220.4	3	213.4	2	153.1	1					195.6
17	7	Franc Rouxel		FRA	GEN	6	HERRERO RACING		Inter D	187.5	6	175.6	9	173.9	8	173.0	5	172.5	3	176.5



Alpine Mobility





Autodromo Nazionale Monza
Alpine Elf Cup Series
Qualifying - 1
Fastest Laps Sequence



Lap	Time of Day	Session Time	N° Driver	Nat	Cat	Team	Nat	Level	Time	Km/h
2	11:40:41.916	4:41.916	10 Romain Monti		PRO	HAZEL TECHNOLOGIE		Inter C	2:14.040	155.5
2	11:40:45.517	4:45.517	38 Charles Roussanne		JUN	VPS RACING		Inter D	2:11.530	158.5
5	12:03:01.495	27:01.495	10 Romain Monti		PRO	HAZEL TECHNOLOGIE		Inter C	2:07.864	163.1
5	12:03:02.480	27:02.480	85 Thibaut Bossy		CHA	HERRERO RACING		Inter C	2:07.800	163.1
6	12:05:10.113	29:10.113	85 Thibaut Bossy		CHA	HERRERO RACING		Inter C	2:07.633	163.3
7	12:09:02.553	33:02.553	4 Léo Jousset		JUN	RACE CARS		Inter C	2:07.313	163.8
8	12:11:09.784	35:09.784	4 Léo Jousset		JUN	RACE CARS		Inter C	2:07.231	163.9
9	12:13:16.678	37:16.678	4 Léo Jousset		JUN	RACE CARS		Inter C	2:06.894	164.3



Alpine Mobility





Autodromo Nazionale Monza
Alpine Elf Cup Series
Qualifying - 1



Event Best Maximum Speed

N°	Driver	Nat	Cat	Clas	Team	Nat	Level	Km/h	Session
63	Pierre-Laurent Figuiere		FRA	CHA 1	CHAZEL TECHNOLOGIE		Inter C	245.4	Qualifying - 1
4	Léo Jousset		FRA	JUN 1	RACE CARS		Inter C	243.2	Free practice - 2
38	Charles Roussanne		FRA	JUN 2	VPS RACING		Inter D	242.1	Free practice - 2
8	Lukas Papin		FRA	JUN 3	SCHUMACHER CLRT		Inter D	242.1	Free practice - 2
77	Alain Jacono		FRA	GEN 1	CHAZEL TECHNOLOGIE		NCC	242.1	Free practice - 2
10	Romain Monti		FRA	PRO 1	CHAZEL TECHNOLOGIE		Inter C	241.0	Qualifying - 1
31	Louis Meric		FRA	CHA 2	RACE CARS		Inter C	240.5	Free practice - 2
9	Philippe Bourgois		BEL	GEN 2	RACE CARS		Inter C	239.4	Free practice - 2
23	Laurent Richard		FRA	GEN 3	HERRERO RACING		Inter C	239.4	Free practice - 2
37	Filippo Barberi		FRA	JUN 4	VPS RACING		Inter D	238.9	Free practice - 2
2	Florian Coruble		FRA	CHA 3	CHAZEL TECHNOLOGIE		Inter C	238.9	Free practice - 2
36	Sami Dhahri		FRA	JUN 5	VPS RACING		Inter C	238.4	Free practice - 2
85	Thibaut Bossy		FRA	CHA 4	HERRERO RACING		Inter C	238.4	Free practice - 2
123	Frédéric De Brabant		FRA	GEN 4	CHAZEL TECHNOLOGIE		NCC	238.4	Qualifying - 1
18	Pierre Macchi		FRA	GEN 5	SCHUMACHER CLRT		Inter C	235.8	Qualifying - 1
3	Gosia Rdest		POL	CHA 5	CHAZEL TECHNOLOGIE		Inter	233.2	Qualifying - 1
7	Franc Rouxel		FRA	GEN 6	HERRERO RACING		Inter D	232.7	Free practice - 2



Alpine Mobility





Autodromo Nazionale Monza

Alpine Elf Cup Series

Qualifying - 1

Pit Stop Analysis

ALPINE



3 Gosia Rdest Inter

CHA CHAZEL TECHNOLOGIE JUNIOR

N°	In Day Time	In Time	Out Time	Pit Time	T. Pit Time	Handicap	Diff.
1	11:43:44.658	11:43:44.658	11:58:21.026	14:36.368	14:36.368		

4 Léo Jousset Inter C

JUN RACE CARS CONSULTING

N°	In Day Time	In Time	Out Time	Pit Time	T. Pit Time	Handicap	Diff.
1	11:42:51.141	11:42:51.141	11:58:07.758	15:16.617	15:16.617		
2	12:00:25.725	12:00:25.725	12:02:39.856	2:14.131	17:30.748		

7 Franc Rouxel Inter D

GEN HERRERO RACING

N°	In Day Time	In Time	Out Time	Pit Time	T. Pit Time	Handicap	Diff.
1	11:44:26.333	11:44:26.333	11:58:24.298	13:57.965	13:57.965		

8 Lukas Papin Inter D

JUN SCHUMACHER CLRT

N°	In Day Time	In Time	Out Time	Pit Time	T. Pit Time	Handicap	Diff.
1	11:43:25.609	11:43:25.609	11:58:06.691	14:41.082	14:41.082		
2	12:00:29.814	12:00:29.814	12:04:06.669	3:36.855	18:17.937		

9 Philippe Bourgois Inter C

GEN RACE CARS CONSULTING

N°	In Day Time	In Time	Out Time	Pit Time	T. Pit Time	Handicap	Diff.
1	11:43:09.992	11:43:09.992	11:58:10.976	15:00.984	15:00.984		
2	12:00:35.232	12:00:35.232	12:03:46.369	3:11.137	18:12.121		

10 Romain Monti Inter C

PRO CHAZEL TECHNOLOGIE JUNIOR

N°	In Day Time	In Time	Out Time	Pit Time	T. Pit Time	Handicap	Diff.
1	11:42:58.936	11:42:58.936	11:58:26.231	15:27.295	15:27.295		

18 Pierre Macchi Inter C

GEN SCHUMACHER CLRT

N°	In Day Time	In Time	Out Time	Pit Time	T. Pit Time	Handicap	Diff.
1	11:44:17.507	11:44:17.507	11:58:19.807	14:02.300	14:02.300		

23 Laurent Richard Inter C

GEN HERRERO RACING

N°	In Day Time	In Time	Out Time	Pit Time	T. Pit Time	Handicap	Diff.
1	11:44:29.934	11:44:29.934	11:58:22.499	13:52.565	13:52.565		

31 Louis Meric Inter C

CHA RACE CARS CONSULTING

N°	In Day Time	In Time	Out Time	Pit Time	T. Pit Time	Handicap	Diff.
1	11:43:08.173	11:43:08.173	11:58:09.870	15:01.697	15:01.697		
2	12:05:00.688	12:05:00.688	12:07:03.346	2:02.658	17:04.355		

36 Sami Dahri Inter C

JUN VPS RACING

N°	In Day Time	In Time	Out Time	Pit Time	T. Pit Time	Handicap	Diff.
1	11:43:13.044	11:43:13.044	11:43:51.411	38.367	38.367		
2	12:00:31.247	12:00:31.247	12:03:35.661	3:04.414	3:42.781		

38 Charles Roussanne Inter D

JUN VPS RACING

N°	In Day Time	In Time	Out Time	Pit Time	T. Pit Time	Handicap	Diff.
1	11:43:00.738	11:43:00.738	11:58:05.022	15:04.284	15:04.284		
2	12:00:28.789	12:00:28.789	12:08:25.573	7:56.784	23:01.068		

63 Pierre-Laurent Figuiere Inter C

CHA CHAZEL TECHNOLOGIE COURSE

N°	In Day Time	In Time	Out Time	Pit Time	T. Pit Time	Handicap	Diff.
1	11:38:51.355	11:38:51.355	11:41:35.820	2:44.465	2:44.465		
2	11:44:28.420	11:44:28.420	11:58:14.650	13:46.230	16:30.695		

77 Alain Jacono NCC

GEN CHAZEL TECHNOLOGIE COURSE

N°	In Day Time	In Time	Out Time	Pit Time	T. Pit Time	Handicap	Diff.
1	11:43:50.187	11:43:50.187	11:58:17.185	14:26.998	14:26.998		

85 Thibaut Bossy Inter C

CHA HERRERO RACING

N°	In Day Time	In Time	Out Time	Pit Time	T. Pit Time	Handicap	Diff.
1	11:43:37.595	11:43:37.595	11:58:28.211	14:50.616	14:50.616		

123 Frédéric De Brabant NCC

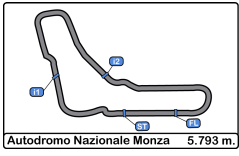
GEN CHAZEL TECHNOLOGIE COURSE

N°	In Day Time	In Time	Out Time	Pit Time	T. Pit Time	Handicap	Diff.
1	11:43:30.623	11:43:30.623	11:58:12.751	14:42.128	14:42.128		



Alpine Mobility

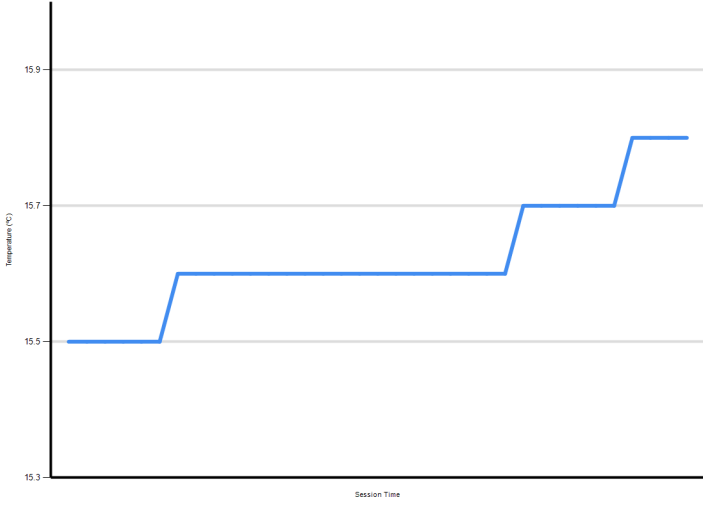




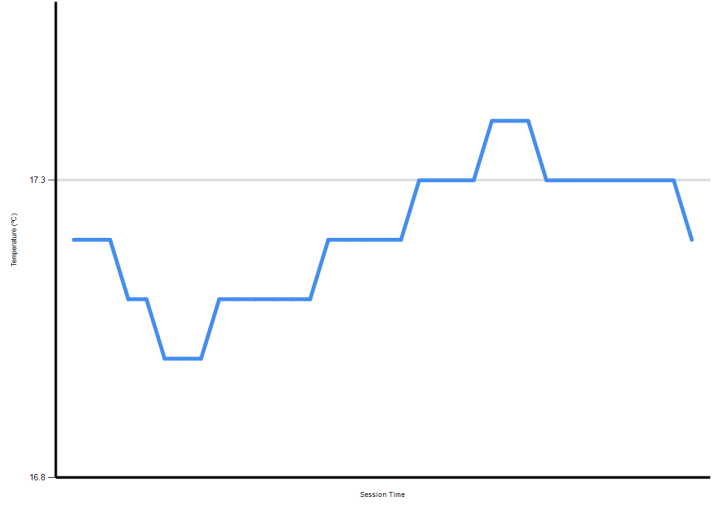
Autodromo Nazionale Monza
Alpine Elf Cup Series
Qualifying - 1
Weather Report



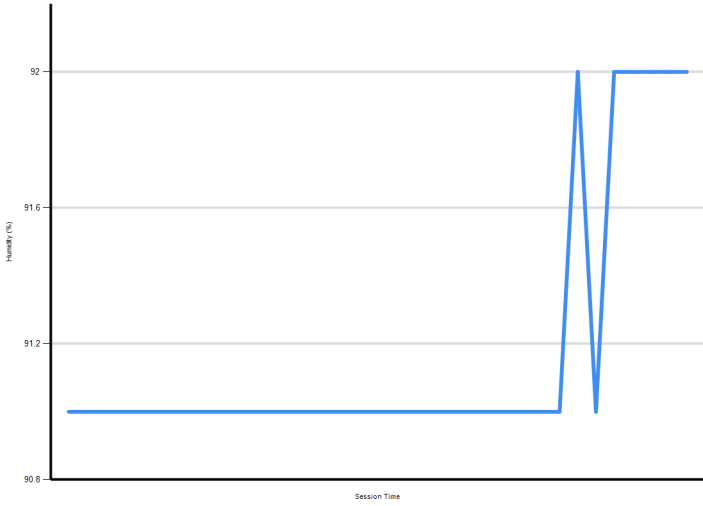
Air Temperature



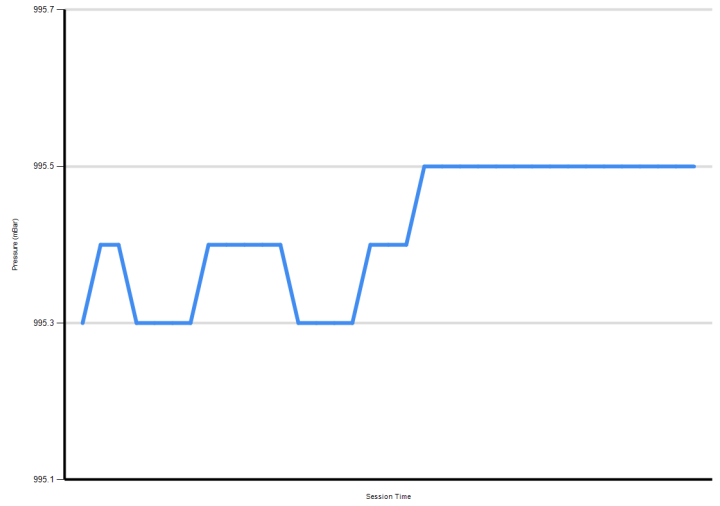
Track Temperature



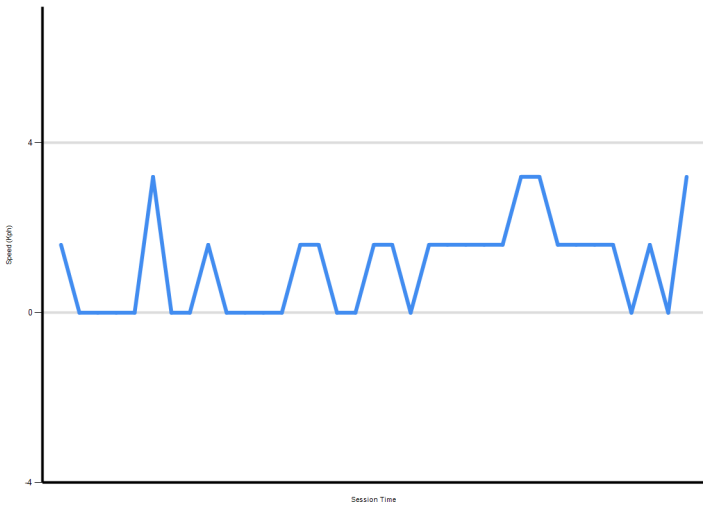
Humidity



Pressure



Wind Speed



Wind direction

