

Autodromo Nazionale Monza
Alpine Elf Cup Series
Free practice - 1
Provisional Results



Clas	Nº	Driver	Nat	Cat	Clas	Team	Nat	Level	Laps	Best	Time	Gap	Interval	Km/h
1	38	Charles Roussanne	FRA	JUN	1	VPS RACING	FRA	Inter D	13	11	2:12.252			157.6
2	31	Louis Meric	FRA	CHA	1	RACE CARS	FRA	Inter C	12	10	2:14.119	1.867	1.867	155.4
3	10	Romain Monti	FRA	PRO	1	HAZEL TECHNOLOGIE	FRA	Inter C	10	5	2:14.147	1.895	0.028	155.4
4	85	Thibaut Bossy	FRA	CHA	2	HERRERO RACING	FRA	Inter C	13	12	2:14.212	1.960	0.065	155.3
5	8	Lukas Papin	FRA	JUN	2	SCHUMACHER CLRT	FRA	Inter D	5	5	2:14.319	2.067	0.107	155.2
6	4	Léo Jousset	FRA	JUN	3	RACE CARS	FRA	Inter C	4	3	2:14.817	2.565	0.498	154.6
7	36	Sami Dhahri	FRA	JUN	4	VPS RACING	FRA	Inter C	13	12	2:14.879	2.627	0.062	154.6
8	2	Florian Coruble	FRA	CHA	3	HAZEL TECHNOLOGIE	FRA	Inter C	8	3	2:15.228	2.976	0.349	154.2
9	9	Philippe Bourgois	BEL	GEN	1	RACE CARS	FRA	Inter C	14	13	2:15.911	3.659	0.683	153.4
10	123	Frédéric De Brabant	FRA	GEN	2	HAZEL TECHNOLOGIE	FRA	NCC	13	12	2:17.220	4.968	1.309	151.9
11	63	Pierre-Laurent Figuiere	FRA	CHA	4	HAZEL TECHNOLOGIE	FRA	Inter C	12	11	2:17.276	5.024	0.056	151.9
12	23	Laurent Richard	FRA	GEN	3	HERRERO RACING	FRA	Inter C	13	12	2:18.100	5.848	0.824	151.0
13	3	Gosia Rdest	POL	CHA	5	HAZEL TECHNOLOGIE	FRA	Inter	11	9	2:19.466	7.214	1.366	149.5
14	77	Alain Jacono	FRA	GEN	4	HAZEL TECHNOLOGIE	FRA	NCC	13	12	2:21.078	8.826	1.612	147.8
15	7	Franc Rouxel	FRA	GEN	5	HERRERO RACING	FRA	Inter D	11	10	2:22.545	10.293	1.467	146.3
16	18	Pierre Macchi	FRA	GEN	6	SCHUMACHER CLRT	FRA	Inter C	12	11	2:22.698	10.446	0.153	146.1

Published at:.....

Track Temp: 16.9 °C Air Temp: 16.0 °C Humidity: 97 % Track Status: WET


Race Director:

Timekeeper:



Alpine Mobility





Autodromo Nazionale Monza
Alpine Elf Cup Series
Free practice - 1
Provisional Results by Category



CHA														
Clas	Nº	Driver	Nat	Cat	Clas	Team	Nat	Level	Laps	Best	Time	Gap	Interval	Km/h
1	31	Louis Meric		CHA	1	RACE CARS		Inter C	12	10	2:14.119			155.4
2	85	Thibaut Bossy		CHA	2	HERRERO RACING		Inter C	13	12	2:14.212	0.093	0.093	155.3
3	2	Florian Coruble		CHA	3	HAZEL TECHNOLOGIE		Inter C	8	3	2:15.228	1.109	1.016	154.2
4	63	Pierre-Laurent Figuiere		CHA	4	HAZEL TECHNOLOGIE		Inter C	12	11	2:17.276	3.157	2.048	151.9
5	3	Gosia Rdest		CHA	5	HAZEL TECHNOLOGIE		Inter	11	9	2:19.466	5.347	2.190	149.5

JUN														
Clas	Nº	Driver	Nat	Cat	Clas	Team	Nat	Level	Laps	Best	Time	Gap	Interval	Km/h
1	38	Charles Roussanne		JUN	1	VPS RACING		Inter D	13	11	2:12.252			157.6
2	8	Lukas Papin		JUN	2	SCHUMACHER CLRT		Inter D	5	5	2:14.319	2.067	2.067	155.2
3	4	Léo Jousset		JUN	3	RACE CARS		Inter C	4	3	2:14.817	2.565	0.498	154.6
4	36	Sami Dhahri		JUN	4	VPS RACING		Inter C	13	12	2:14.879	2.627	0.062	154.6

PRO														
Clas	Nº	Driver	Nat	Cat	Clas	Team	Nat	Level	Laps	Best	Time	Gap	Interval	Km/h
1	10	Romain Monti		PRO	1	HAZEL TECHNOLOGIE		Inter C	10	5	2:14.147			155.4

GEN														
Clas	Nº	Driver	Nat	Cat	Clas	Team	Nat	Level	Laps	Best	Time	Gap	Interval	Km/h
1	9	Philippe Bourgois		GEN	1	RACE CARS		Inter C	14	13	2:15.911			153.4
2	123	Frédéric De Brabant		GEN	2	HAZEL TECHNOLOGIE		NCC	13	12	2:17.220	1.309	1.309	151.9
3	23	Laurent Richard		GEN	3	HERRERO RACING		Inter C	13	12	2:18.100	2.189	0.880	151.0
4	77	Alain Jacono		GEN	4	HAZEL TECHNOLOGIE		NCC	13	12	2:21.078	5.167	2.978	147.8
5	7	Franc Rouxel		GEN	5	HERRERO RACING		Inter D	11	10	2:22.545	6.634	1.467	146.3
6	18	Pierre Macchi		GEN	6	SCHUMACHER CLRT		Inter C	12	11	2:22.698	6.787	0.153	146.1

Published at:.....

Track Temp: **16.9 °C** Air Temp: **16.0 °C** Humidity: **97 %** Track Status: **WET**


Race Director:

Timekeeper:



Alpine Mobility





Autodromo Nazionale Monza
Alpine Elf Cup Series
Free practice - 1
Provisional Results by Class



Inter C														
Clas	Nº	Driver	Nat	Cat	Clas	Team	Nat	Level	Laps	Best	Time	Gap	Interval	Km/h
1	31	Louis Meric		Inter C	1	RACE CARS		Inter C	12	10	2:14.119			155.4
2	10	Romain Monti		Inter C	2	HAZEL TECHNOLOGIE		Inter C	10	5	2:14.147	0.028	0.028	155.4
3	85	Thibaut Bossy		Inter C	3	HERRERO RACING		Inter C	13	12	2:14.212	0.093	0.065	155.3
4	4	Léo Jousset		Inter C	4	RACE CARS		Inter C	4	3	2:14.817	0.698	0.605	154.6
5	36	Sami Dhahri		Inter C	5	VPS RACING		Inter C	13	12	2:14.879	0.760	0.062	154.6
6	2	Florian Coruble		Inter C	6	HAZEL TECHNOLOGIE		Inter C	8	3	2:15.228	1.109	0.349	154.2
7	9	Philippe Bourgois		Inter C	7	RACE CARS		Inter C	14	13	2:15.911	1.792	0.683	153.4
8	63	Pierre-Laurent Figuiere		Inter C	8	HAZEL TECHNOLOGIE		Inter C	12	11	2:17.276	3.157	1.365	151.9
9	23	Laurent Richard		Inter C	9	HERRERO RACING		Inter C	13	12	2:18.100	3.981	0.824	151.0
10	18	Pierre Macchi		Inter C	10	SCHUMACHER CLRT		Inter C	12	11	2:22.698	8.579	4.598	146.1

Inter D														
Clas	Nº	Driver	Nat	Cat	Clas	Team	Nat	Level	Laps	Best	Time	Gap	Interval	Km/h
1	38	Charles Roussanne		Inter D	1	VPS RACING		Inter D	13	11	2:12.252			157.6
2	8	Lukas Papin		Inter D	2	SCHUMACHER CLRT		Inter D	5	5	2:14.319	2.067	2.067	155.2
3	7	Franc Rouxel		Inter D	3	HERRERO RACING		Inter D	11	10	2:22.545	10.293	8.226	146.3

NCC														
Clas	Nº	Driver	Nat	Cat	Clas	Team	Nat	Level	Laps	Best	Time	Gap	Interval	Km/h
1	123	Frédéric De Brabant		NCC	1	HAZEL TECHNOLOGIE		NCC	13	12	2:17.220			151.9
2	77	Alain Jacono		NCC	2	HAZEL TECHNOLOGIE		NCC	13	12	2:21.078	3.858	3.858	147.8

Inter														
Clas	Nº	Driver	Nat	Cat	Clas	Team	Nat	Level	Laps	Best	Time	Gap	Interval	Km/h
1	3	Gosia Rdest		Inter	1	HAZEL TECHNOLOGIE		Inter	11	9	2:19.466			149.5

Published at:.....

Track Temp: 16.9 °C Air Temp: 16.0 °C Humidity: 97 % Track Status: WET

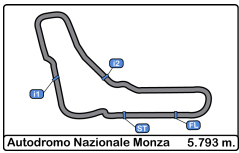
Race Director:

Timekeeper:



Alpine Mobility





Autodromo Nazionale Monza

Alpine Elf Cup Series

Free practice - 1

Lap Analysis

ALPINE




2 Florian Coruble Inter C							8 Lukas Papin Inter D								
CHA			CHAZEL TECHNOLOGIE				JUN			SCHUMACHER CLRT					
Lap	D	Time	Sector 1	Sector 2	Sector 3	T. Spd	Elapsed	Lap	D	Time	Sector 1	Sector 2	Sector 3	T. Spd	Elapsed
1		9:14:50.083	9:13:06.549	53.212	50.322	131.0	9:14:50.083	1		9:02:36.046	9:00:54.600	50.092	51.354	119.2	9:02:36.046
2		2:24.396	43.568	48.703	52.125	162.1	9:17:14.479	2		2:57.450 P	41.407	57.098	1:18.945	214.7	9:05:33.496
3		2:15.228	41.984	46.024	47.220	176.7	9:19:29.707	3		9:11.879	7:35.633	47.346	48.900	117.6	9:14:45.375
4		8:16.318 P	41.574	45.541	6:49.203	189.4	9:27:46.025	4		2:18.244	43.546	46.701	47.997	177.6	9:17:03.619
5		5:23.779 P	3:25.406	53.887	1:04.486	123.5	9:33:09.804	5		2:14.319	40.542	45.831	47.946	216.0	9:19:17.938
6		5:47.406	4:07.404	50.962	49.040	150.2	9:38:57.210	6			42.231			226.4	
7		2:18.954	43.280	46.648	49.026	183.6	9:41:16.164	9 Philippe Bourgois Inter C							
8		2:43.983 P	48.086	49.541	1:06.356	153.4	9:44:00.147	GEN			RACE CARS CONSULTING				
3 Gosia Rdest Inter															
CHA			CHAZEL TECHNOLOGIE JUNIOR				JUN			SCHUMACHER CLRT					
Lap	D	Time	Sector 1	Sector 2	Sector 3	T. Spd	Elapsed	Lap	D	Time	Sector 1	Sector 2	Sector 3	T. Spd	Elapsed
1		9:14:44.303	9:13:00.267	51.578	52.458	150.6	9:14:44.303	1		9:03:15.010	9:01:20.068	55.061	59.881	119.3	9:03:15.010
2		2:28.089	45.898	51.112	51.079	163.3	9:17:12.392	2		2:58.841 P	55.564	53.397	1:09.880	163.6	9:06:13.851
3		2:20.299	42.361	47.876	50.062	198.1	9:19:32.691	3		8:33.533	6:56.639	47.512	49.382	123.7	9:14:47.384
4		2:24.518	44.556	48.625	51.337	183.9	9:21:57.209	4		2:21.197	43.162	48.285	49.750	190.4	9:17:08.581
5		3:05.096 P	43.207	47.576	1:34.313	190.1	9:25:02.305	5		2:20.222	44.284	47.059	48.879	230.2	9:19:28.803
6		6:05.415	4:20.607	54.727	50.081	79.0	9:31:07.720	6		2:20.231	43.989	46.879	49.363	228.8	9:21:49.034
7		2:21.225	43.939	47.329	49.957	183.9	9:33:28.945	7		2:31.593 P	42.994	47.597	1:01.002	201.8	9:24:20.627
8		2:21.663	43.435	47.981	50.247	186.8	9:35:50.608	8		5:54.869	3:25.615	1:24.191	1:05.063	82.6	9:30:15.496
9		2:19.466	42.652	46.556	50.258	194.9	9:38:10.074	9		2:20.646	45.053	46.887	48.706	213.4	9:32:36.142
10		2:21.792	42.385	49.627	49.780	188.1	9:40:31.866	10		2:18.924	42.698	47.261	48.965	208.0	9:34:55.066
11		2:37.458 P	42.962	48.135	1:06.361	189.4	9:43:09.324	11		2:17.786	42.557	47.206	48.023	206.1	9:37:12.852
4 Léo Jousset Inter C							10 Romain Monti Inter C								
JUN			RACE CARS CONSULTING				PRO			CHAZEL TECHNOLOGIE JUNIOR					
Lap	D	Time	Sector 1	Sector 2	Sector 3	T. Spd	Elapsed	Lap	D	Time	Sector 1	Sector 2	Sector 3	T. Spd	Elapsed
1		9:34:09.023	9:32:19.134	51.836	58.053	122.5	9:34:09.023	1		9:02:51.195	9:01:08.231	50.346	52.618	129.8	9:02:51.195
2		2:17.198	42.442	46.596	48.160	191.8	9:36:26.221	2		2:54.427 P	43.889	49.446	1:21.092	166.9	9:05:45.622
3		2:14.817	41.334	46.152	47.331	194.5	9:38:41.038	3		8:37.942	7:02.919	46.715	48.308	176.1	9:14:23.564
4		2:26.909 P	40.942	47.854	58.113	216.8	9:41:07.947	4		2:14.445	41.406	45.577	47.462	200.7	9:16:38.009
7 Franc Rouxel Inter D							5								
GEN			HERRERO RACING				GEN			SCHUMACHER CLRT					
Lap	D	Time	Sector 1	Sector 2	Sector 3	T. Spd	Elapsed	Lap	D	Time	Sector 1	Sector 2	Sector 3	T. Spd	Elapsed
1		9:15:02.684	9:13:13.435	54.354	54.895	117.9	9:15:02.684	6		2:34.465 P	42.225	47.916	1:04.324	190.4	9:21:26.621
2		2:32.463	47.746	50.761	53.956	157.6	9:17:35.147	7		9:50.934 P	7:48.310	59.418	1:03.206	79.0	9:31:17.555
3		2:28.091	45.337	49.010	53.744	166.6	9:20:03.238	8		6:34.789	5:00.569	46.538	47.682	157.6	9:37:52.344
4		2:36.500	46.382	51.694	58.424	161.1	9:22:39.738	9		2:14.448	41.813	45.575	47.060	196.3	9:40:06.792
5		3:48.385 P	45.068	1:16.297	1:47.020	191.1	9:26:28.123	10		2:56.935 P	51.443	55.962	1:09.530	142.6	9:43:03.727
6		5:00.465	3:17.268	51.575	51.622	99.0	9:31:28.588	18 Pierre Macchi Inter C							
7		2:29.775	46.349	49.832	53.594	146.9	9:33:58.363	GEN			SCHUMACHER CLRT				
8		2:27.886	45.894	49.946	52.046	177.9	9:36:26.249	Lap	D	Time	Sector 1	Sector 2	Sector 3	T. Spd	Elapsed
9		2:25.497	45.717	48.988	50.792	171.1	9:38:51.746	1		9:03:00.851	9:01:11.999	52.598	56.254	121.4	9:03:00.851
10		2:22.545	43.939	48.543	50.063	200.7	9:41:14.291	2		3:06.034 P	49.178	55.150	1:21.706	166.1	9:06:06.885
11		2:44.140 P	46.722	50.650	1:06.768	145.7	9:43:58.431	3		8:49.311	7:08.196	50.805	50.310	133.4	9:14:56.196
							4		2:27.195	44.819	51.444	50.932	200.0	9:17:23.391	
							5		2:29.348	50.158	48.361	50.829	208.4	9:19:52.739	
							6		2:34.820	44.218	51.225	59.377	196.7	9:22:27.559	
							7		3:24.563 P	45.951	1:05.315	1:33.297	195.6	9:25:52.122	
							8		5:24.376	3:32.599	57.683	54.094	98.7	9:31:16.498	
							9		2:31.158	45.199	53.456	52.503	195.2	9:33:47.656	
							10		2:24.082	45.603	48.175	50.304	179.4	9:36:11.738	
							11		2:22.698	44.844	48.012	49.842	197.0	9:38:34.436	
							12		2:49.456 P	50.357	52.355	1:06.744	209.7	9:41:23.892	



Alpine Mobility





Autodromo Nazionale Monza

Alpine Elf Cup Series

Free practice - 1

Lap Analysis

ALPINE



23

Laurent Richard

Inter C

38

Charles Roussanne

Inter D

GEN

HERRERO RACING

JUN

VPS RACING

Lap D	Time	Sector 1	Sector 2	Sector 3	T. Spd	Elapsed	Lap D	Time	Sector 1	Sector 2	Sector 3	T. Spd	Elapsed
1	9:03:00.007	9:01:16.516	49.921	53.570	125.2	9:03:00.007	1	9:02:40.562	9:01:07.914	45.906	46.742	88.5	9:02:40.562
2	2:56.281 P	44.442	51.917	1:19.922	185.8	9:05:56.288	2	2:58.178 P	41.376	55.668	1:21.134	218.6	9:05:38.740
3	8:50.938	7:08.031	48.292	54.615	116.2	9:14:47.226	3	9:54.274	8:22.121	45.709	46.444	181.5	9:15:33.014
4	2:23.730	44.368	48.405	50.957	166.1	9:17:10.956	4	2:12.852	40.624	45.107	47.121	213.4	9:17:45.866
5	2:20.048	42.378	47.534	50.136	203.0	9:19:31.004	5	2:14.243	40.511	45.167	48.565	218.6	9:20:00.109
6	2:21.351	44.153	47.091	50.107	199.6	9:21:52.355	6	2:17.749	41.358	46.248	50.143	218.6	9:22:17.858
7	3:07.042 P	44.227	48.768	1:34.047	167.1	9:24:59.397	7	2:47.162 P	41.460	49.631	1:16.071	201.8	9:25:05.020
8	6:23.551	4:42.821	50.304	50.426	79.4	9:31:22.948	8	7:06.742	5:34.167	45.190	47.385	180.0	9:32:11.762
9	2:22.393	42.661	49.323	50.409	175.8	9:33:45.341	9	2:13.255	40.973	45.388	46.894	217.3	9:34:25.017
10	2:20.082	42.452	47.931	49.699	201.1	9:36:05.423	10	2:16.334	44.625	45.227	46.482	222.2	9:36:41.351
11	2:18.573	42.440	47.433	48.700	203.3	9:38:23.996	11	2:12.252	40.857	44.933	46.462	216.0	9:38:53.603
12	2:18.100	42.203	47.428	48.469	216.4	9:40:42.096	12	2:12.676	41.735	44.820	46.121	212.5	9:41:06.279
13	2:57.129 P	50.393	55.295	1:11.441	131.5	9:43:39.225	13	2:25.970 P	40.483	47.443	58.044	225.9	9:43:32.249

31

Louis Meric

Inter C

63

Pierre-Laurent Figuiere

Inter C

CHA

RACE CARS CONSULTING

CHA

CHAZEL TECHNOLOGIE

Lap D	Time	Sector 1	Sector 2	Sector 3	T. Spd	Elapsed	Lap D	Time	Sector 1	Sector 2	Sector 3	T. Spd	Elapsed
1	9:03:00.249	9:01:20.652	49.425	50.172	114.0	9:03:00.249	1	9:03:16.361	9:01:28.335	52.335	55.691	105.9	9:03:16.361
2	2:52.241 P	42.967	49.764	1:19.510	171.9	9:05:52.490	2	3:00.120 P	57.212	51.521	1:11.387	117.9	9:06:16.481
3	8:51.177	7:15.471	46.330	49.376	117.6	9:14:43.667	3	8:17.550	6:40.128	48.040	49.382	154.5	9:14:34.031
4	2:16.700	43.485	45.744	47.471	180.9	9:17:00.367	4	2:18.726	42.839	47.230	48.657	190.4	9:16:52.757
5	2:14.597	41.218	45.517	47.862	200.0	9:19:14.964	5	2:18.373	42.310	47.121	48.942	221.7	9:19:11.130
6	2:16.049	41.282	47.190	47.577	199.2	9:21:31.013	6	2:26.352	44.485	50.605	51.262	215.1	9:21:37.482
7	2:38.573 P	41.286	46.795	1:10.492	212.5	9:24:09.586	7	2:36.589 P	44.440	49.425	1:02.724	177.3	9:24:14.071
8	6:21.358	4:08.451	1:23.013	49.894	79.0	9:30:30.944	8	7:02.926	5:02.251	58.731	1:01.944	79.4	9:31:16.997
9	2:15.298	41.484	46.724	47.090	204.9	9:32:46.242	9	2:24.041	45.280	48.675	50.086	156.2	9:33:41.038
10	2:14.119	41.387	45.760	46.972	198.8	9:35:00.361	10	2:18.709	42.667	46.887	49.155	183.9	9:35:59.747
11	2:18.386	43.425	46.713	48.248	215.5	9:37:18.747	11	2:17.276	42.240	46.801	48.235	201.8	9:38:17.023
12	2:32.378 P	41.430	45.513	1:05.435	204.5	9:39:51.125	12	2:35.362 P	45.648	48.144	1:01.570	152.1	9:40:52.385

36

Sami Dhahri

Inter C

77

Alain Jacono

NCC

JUN

VPS RACING

GEN

CHAZEL TECHNOLOGIE

Lap D	Time	Sector 1	Sector 2	Sector 3	T. Spd	Elapsed	Lap D	Time	Sector 1	Sector 2	Sector 3	T. Spd	Elapsed
1	9:02:38.552	9:00:57.610	50.488	50.454	134.6	9:02:38.552	1	9:03:11.680	9:01:16.609	55.731	59.340	106.8	9:03:11.680
2	2:57.489 P	41.430	55.887	1:20.172	221.3	9:05:36.041	2	2:59.021 P	53.139	55.087	1:10.795	183.3	9:06:10.701
3	9:49.513	8:12.073	47.947	49.493	147.3	9:15:25.554	3	8:31.377	6:48.341	50.784	52.252	157.2	9:14:42.078
4	2:18.051	41.581	47.743	48.727	221.3	9:17:43.605	4	2:32.718	46.492	49.906	56.320	192.1	9:17:14.796
5	2:23.881	48.070	47.075	48.736	232.2	9:20:07.486	5	2:32.660	49.015	49.353	54.292	187.5	9:19:47.456
6	2:21.725	42.447	49.576	49.702	217.7	9:22:29.211	6	2:40.835	47.287	51.744	1:01.804	172.2	9:22:28.291
7	3:24.990 P	48.744	1:01.743	1:34.503	202.6	9:25:54.201	7	3:45.341 P	51.646	1:14.741	1:38.954	157.2	9:26:13.632
8	5:40.676	4:04.368	47.505	48.803	139.7	9:31:34.877	8	4:44.448	2:47.597	1:03.182	53.669	79.2	9:30:58.080
9	2:20.695	43.020	47.863	49.812	196.0	9:33:55.572	9	2:36.524 P	45.063	50.204	1:01.257	198.8	9:33:34.604
10	2:17.349	42.526	47.294	47.529	196.0	9:36:12.921	10	3:31.194	1:52.713	48.478	50.003	168.4	9:37:05.798
11	2:34.353	46.693	57.644	50.016	166.1	9:38:47.274	11	2:21.316	44.246	47.247	49.823	201.1	9:39:27.114
12	2:14.879	41.360	46.320	47.199	215.1	9:41:02.153	12	2:21.078	44.298	47.851	48.929	186.2	9:41:48.192
13	2:38.147 P	44.308	51.375	1:02.464	172.5	9:43:40.300	13	2:33.600 P	45.969	47.319	1:00.312	186.5	9:44:21.792

37

Filippo Barberi

Inter D

JUN


VPS RACING

Lap D	Time	Sector 1	Sector 2	Sector 3	T. Spd	Elapsed
1		9:00:57.034	53.583		133.4	



Alpine Mobility





Autodromo Nazionale Monza
Alpine Elf Cup Series
Free practice - 1
Lap Analysis



85

Thibaut Bossy

Inter C

CHA

HERRERO RACING

Lap	D	Time	Sector 1	Sector 2	Sector 3	T. Spd	Elapsed
1		9:03:32.457	9:01:38.082	56.823	57.552	110.4	9:03:32.457
2		2:46.311 P	46.821	48.861	1:10.629	173.3	9:06:18.768
3		8:43.900	7:08.837	46.776	48.287	162.6	9:15:02.668
4		2:15.260	41.500	46.389	47.371	203.0	9:17:17.928
5		2:16.538	41.836	46.903	47.799	206.5	9:19:34.466
6		2:18.227	42.284	46.605	49.338	205.7	9:21:52.693
7		2:33.480 P	44.355	47.424	1:01.701	208.0	9:24:26.173
8		6:54.931	5:05.929	59.693	49.309	85.3	9:31:21.104
9		2:18.209	41.934	47.889	48.386	195.6	9:33:39.313
10		2:15.273	41.580	46.195	47.498	204.9	9:35:54.586
11		2:14.555	41.394	45.635	47.526	216.0	9:38:09.141
12		2:14.212	41.158	45.336	47.718	207.6	9:40:23.353
13		2:44.097 P	41.200	53.725	1:09.172	210.1	9:43:07.450

123

Frédéric De Brabant

NCC

GEN


HAZEL TECHNOLOGIE

Lap	D	Time	Sector 1	Sector 2	Sector 3	T. Spd	Elapsed
1		9:02:51.329	9:01:00.144	54.256	56.929	136.3	9:02:51.329
2		2:58.732 P	46.459	49.622	1:22.651	162.1	9:05:50.061
3		8:42.147	7:02.485	49.225	50.437	164.6	9:14:32.208
4		2:22.722	43.576	48.474	50.672	202.6	9:16:54.930
5		2:20.065	42.681	48.189	49.195	204.1	9:19:14.995
6		2:19.758	42.884	47.163	49.711	197.0	9:21:34.753
7		2:33.791	42.677	48.210	1:02.904	207.2	9:24:08.544
8		4:30.729 P	1:29.826	1:23.554	1:37.349	79.2	9:28:39.273
9		5:11.680	3:29.926	48.659	53.095	65.8	9:33:50.953
10		2:26.006	45.255	50.432	50.319	159.5	9:36:16.959
11		2:19.367	42.923	47.585	48.859	194.2	9:38:36.326
12		2:17.220	42.189	46.452	48.579	196.7	9:40:53.546
13		2:52.016 P	49.574	53.496	1:08.946	156.7	9:43:45.562



Alpine Mobility





Autodromo Nazionale Monza

Alpine Elf Cup Series

Free practice - 1

Best Sectors Results




Sector - 1				Sector - 2				Sector - 3				Ideal Lap vs Best Lap				
Clas	Nº	Driver	Time	Nº	Driver	Time	Nº	Driver	Time	Clas	Nº	Driver	Ideal Lap	Best Lap	Clas	
1	38	Charles Roussanne	40.483	38	Charles Roussanne	44.820	38	Charles Roussanne	46.121	1	38	Charles Roussanne	2:11.424	2:12.252	1	
2	8	Lukas Papin	40.542	85	Thibaut Bossy	45.336	31	Louis Meric	46.972	2	10	Romain Monti	2:13.493	2:14.147	3	
3	10	Romain Monti	40.858	31	Louis Meric	45.513	10	Romain Monti	47.060	3	31	Louis Meric	2:13.703	2:14.119	2	
4	4	Léo Jousset	40.942	9	Philippe Bourgois	45.515	36	Sami Dhahri	47.199	4	85	Thibaut Bossy	2:13.865	2:14.212	4	
5	85	Thibaut Bossy	41.158	2	Florian Coruble	45.541	2	Florian Coruble	47.220	5	8	Lukas Papin	2:14.319	2:14.319	5	
6	31	Louis Meric	41.218	10	Romain Monti	45.575	4	Léo Jousset	47.331	6	2	Florian Coruble	2:14.335	2:15.228	8	
7	36	Sami Dhahri	41.360	8	Lukas Papin	45.831	85	Thibaut Bossy	47.371	7	4	Léo Jousset	2:14.425	2:14.817	6	
8	2	Florian Coruble	41.574	4	Léo Jousset	46.152	8	Lukas Papin	47.946	8	36	Sami Dhahri	2:14.879	2:14.879	7	
9	12	Frédéric De Brabant	42.189	36	Sami Dhahri	46.320	9	Philippe Bourgois	48.023	9	9	Philippe Bourgois	2:15.785	2:15.911	9	
10	23	Laurent Richard	42.203	123	Frédéric De Brabant	46.452	63	Pierre-Laurent Figuiere	48.235	10	123	Frédéric De Brabant	2:17.220	2:17.220	10	
11	63	Pierre-Laurent Figuiere	42.240	3	Gosia Rdest	46.556	23	Laurent Richard	48.469	11	63	Pierre-Laurent Figuiere	2:17.276	2:17.276	11	
12	9	Philippe Bourgois	42.247	63	Pierre-Laurent Figuiere	46.801	123	Frédéric De Brabant	48.579	12	23	Laurent Richard	2:17.763	2:18.100	12	
13	3	Gosia Rdest	42.361	23	Laurent Richard	47.091	77	Alain Jacono	48.929	13	3	Gosia Rdest	2:18.697	2:19.466	13	
14	7	Franc Rouxel	43.939	77	Alain Jacono	47.247	3	Gosia Rdest	49.780	14	77	Alain Jacono	2:20.422	2:21.078	14	
15	18	Pierre Macchi	44.218	18	Pierre Macchi	48.012	18	Pierre Macchi	49.842	15	18	Pierre Macchi	2:22.072	2:22.698	16	
16	77	Alain Jacono	44.246	7	Franc Rouxel	48.543	7	Franc Rouxel	50.063	16	7	Franc Rouxel	2:22.545	2:22.545	15	
17	37	Filippo Barberi	Transpo	37	Filippo Barberi	53.583	37	Filippo Barberi	Transpo	17	37	Filippo Barberi	Transpo	Transpo	17	



Alpine Mobility





Autodromo Nazionale Monza

Alpine Elf Cup Series

Free practice - 1

Best 5 Lap Times




Cls	N° Driver	Nat	Cat	Cls	Team	Nat	Level	Best 1		Best 2		Best 3		Best 4		Best 5	
								Time	Lap	Time	Lap	Time	Lap	Time	Lap	Time	Lap
1	38 Charles Roussanne		JUN	1	VPS RACING		Inter D	2:12.252	11	2:12.676	12	2:12.852	4	2:13.255	9	2:14.243	5
2	31 Louis Meric		CHA	1	RACE CARS		Inter C	2:14.119	10	2:14.597	5	2:15.298	9	2:16.049	6	2:16.700	4
3	10 Romain Monti		PRO	1	CHAZEL TECHNOLOGIE		Inter C	2:14.147	5	2:14.445	4	2:14.448	9	2:34.465	6	2:54.427	2
4	85 Thibaut Bossy		CHA	2	HERRERO RACING		Inter C	2:14.212	12	2:14.555	11	2:15.260	4	2:15.273	10	2:16.538	5
5	8 Lukas Papin		JUN	2	SCHUMACHER CLRT		Inter D	2:14.319	5	2:18.244	4	2:57.450	2	9:11.879	3		
6	4 Léo Jousset		JUN	3	RACE CARS		Inter C	2:14.817	3	2:17.198	2	2:26.909	4				
7	36 Sami Dhahri		JUN	4	VPS RACING		Inter C	2:14.879	12	2:17.349	10	2:18.051	4	2:20.695	9	2:21.725	6
8	2 Florian Coruble		CHA	3	CHAZEL TECHNOLOGIE		Inter C	2:15.228	3	2:18.954	7	2:24.396	2	2:43.983	8	5:23.779	5
9	9 Philippe Bourgois		GEN	1	RACE CARS		Inter C	2:15.911	13	2:17.079	12	2:17.786	11	2:18.924	10	2:20.222	5
10	123 Frédéric De Brabant		GEN	2	CHAZEL TECHNOLOGIE		NCC	2:17.220	12	2:19.367	11	2:19.758	6	2:20.065	5	2:22.722	4
11	63 Pierre-Laurent Figuiere		CHA	4	CHAZEL TECHNOLOGIE		Inter C	2:17.276	11	2:18.373	5	2:18.709	10	2:18.726	4	2:24.041	9
12	23 Laurent Richard		GEN	3	HERRERO RACING		Inter C	2:18.100	12	2:18.573	11	2:20.048	5	2:20.082	10	2:21.351	6
13	3 Gosia Rdest		CHA	5	CHAZEL TECHNOLOGIE		Inter	2:19.466	9	2:20.299	3	2:21.225	7	2:21.663	8	2:21.792	10
14	77 Alain Jacono		GEN	4	CHAZEL TECHNOLOGIE		NCC	2:21.078	12	2:21.316	11	2:32.660	5	2:32.718	4	2:33.600	13
15	7 Franc Rouxel		GEN	5	HERRERO RACING		Inter D	2:22.545	10	2:25.497	9	2:27.886	8	2:28.091	3	2:29.775	7
16	18 Pierre Macchi		GEN	6	SCHUMACHER CLRT		Inter C	2:22.698	11	2:24.082	10	2:27.195	4	2:29.348	5	2:31.158	9
17	37 Filippo Barberi		JUN	5	VPS RACING		Inter D										



Alpine Mobility





Autodromo Nazionale Monza

Alpine Elf Cup Series

Free practice - 1

Best 5 Top Speeds




Clas	Nº	Driver	Nat	Cat	Cls	Team	Nat	Level	Top 1		Top 2		Top 3		Top 4		Top 5		Avg	
									Km/h	Lap	Km/h	Lap	Km/h	Lap	Km/h	Lap	Km/h	Lap		
1	36	Sami Dhahri		FRA	JUN	1	VPS RACING		Inter C	232.2	5	221.3	2	221.3	4	217.7	6	215.1	12	221.5
2	9	Philippe Bourgois		BEL	GEN	1	RACE CARS		Inter C	230.2	5	228.8	6	213.4	9	208.0	10	206.1	11	217.3
3	8	Lukas Papin		FRA	JUN	2	SCHUMACHER CLRT		Inter D	226.4	6	216.0	5	214.7	2	177.6	4	119.2	1	190.7
4	38	Charles Roussanne		FRA	JUN	3	VPS RACING		Inter D	225.9	13	222.2	10	218.6	2	218.6	5	218.6	6	220.8
5	63	Pierre-Laurent Figuiere		FRA	CHA	1	CHAZEL TECHNOLOGIE		Inter C	221.7	5	215.1	6	201.8	11	190.4	4	183.9	10	202.6
6	4	Léo Jousset		FRA	JUN	4	RACE CARS		Inter C	216.8	4	194.5	3	191.8	2	122.5	1			181.4
7	23	Laurent Richard		FRA	GEN	2	HERRERO RACING		Inter C	216.4	12	203.3	11	203.0	5	201.1	10	199.6	6	204.7
8	85	Thibaut Bossy		FRA	CHA	2	HERRERO RACING		Inter C	216.0	11	210.1	13	208.0	7	207.6	12	206.5	5	209.6
9	31	Louis Meric		FRA	CHA	3	RACE CARS		Inter C	215.5	11	212.5	7	204.9	9	204.5	12	200.0	5	207.5
10	10	Romain Monti		FRA	PRO	1	CHAZEL TECHNOLOGIE		Inter C	213.0	5	200.7	4	196.3	9	190.4	6	176.1	3	195.3
11	18	Pierre Macchi		FRA	GEN	3	SCHUMACHER CLRT		Inter C	209.7	12	208.4	5	200.0	4	197.0	11	196.7	6	202.4
12	123	Frédéric De Brabant		FRA	GEN	4	CHAZEL TECHNOLOGIE		NCC	207.2	7	204.1	5	202.6	4	197.0	6	196.7	12	201.5
13	77	Alain Jacono		FRA	GEN	5	CHAZEL TECHNOLOGIE		NCC	201.1	11	198.8	9	192.1	4	187.5	5	186.5	13	193.2
14	7	Franc Rouxel		FRA	GEN	6	HERRERO RACING		Inter D	200.7	10	191.1	5	177.9	8	171.1	9	166.6	3	181.5
15	3	Gosia Rdest		POL	CHA	4	CHAZEL TECHNOLOGIE		Inter	198.1	3	194.9	9	190.1	5	189.4	11	188.1	10	192.1
16	2	Florian Coruble		FRA	CHA	5	CHAZEL TECHNOLOGIE		Inter C	189.4	4	183.6	7	176.7	3	162.1	2	153.4	8	173.0
17	37	Filippo Barberi		FRA	JUN	5	VPS RACING		Inter D	133.4	1									133.4



Alpine Mobility





Autodromo Nazionale Monza
Alpine Elf Cup Series
Free practice - 1
Fastest Laps Sequence




Lap	Time of Day	Session Time	N° Driver	Nat	Cat	Team	Nat	Level	Time	Km/h
2	9:05:33.496	5:33.496	8 Lukas Papin		JUN	SCHUMACHER CLRT		Inter D	2:57.450	117.5
2	9:05:45.622	5:45.622	10 Romain Monti		PRO	HAZEL TECHNOLOGIE		Inter C	2:54.427	119.5
2	9:05:52.490	5:52.490	31 Louis Meric		CHA	RACE CARS		Inter C	2:52.241	121.0
2	9:06:18.768	6:18.768	85 Thibaut Bossy		CHA	HERRERO RACING		Inter C	2:46.311	125.3
4	9:16:38.009	16:38.009	10 Romain Monti		PRO	HAZEL TECHNOLOGIE		Inter C	2:14.445	155.1
4	9:17:45.866	17:45.866	38 Charles Roussanne		JUN	VPS RACING		Inter D	2:12.852	156.9
11	9:38:53.603	38:53.603	38 Charles Roussanne		JUN	VPS RACING		Inter D	2:12.252	157.6



Alpine Mobility





Autodromo Nazionale Monza
Alpine Elf Cup Series
Free practice - 1
Event Best Maximum Speed




N°	Driver	Nat	Cat	Clas	Team	Nat	Level	Km/h	Session
36	Sami Dhahri		FRA	JUN 1	VPS RACING		FRA	Inter C	232.2 Free practice - 1
9	Philippe Bourgois		BEL	GEN 1	RACE CARS		FRA	Inter C	230.2 Free practice - 1
8	Lukas Papin		FRA	JUN 2	SCHUMACHER CLRT		FRA	Inter D	226.4 Free practice - 1
38	Charles Roussanne		FRA	JUN 3	VPS RACING		FRA	Inter D	225.9 Free practice - 1
63	Pierre-Laurent Figuiere		FRA	CHA 1	HAZEL TECHNOLOGIE		FRA	Inter C	221.7 Free practice - 1
4	Léo Jousset		FRA	JUN 4	RACE CARS		FRA	Inter C	216.8 Free practice - 1
23	Laurent Richard		FRA	GEN 2	HERRERO RACING		FRA	Inter C	216.4 Free practice - 1
85	Thibaut Bossy		FRA	CHA 2	HERRERO RACING		FRA	Inter C	216.0 Free practice - 1
31	Louis Meric		FRA	CHA 3	RACE CARS		FRA	Inter C	215.5 Free practice - 1
10	Romain Monti		FRA	PRO 1	HAZEL TECHNOLOGIE		FRA	Inter C	213.0 Free practice - 1
18	Pierre Macchi		FRA	GEN 3	SCHUMACHER CLRT		FRA	Inter C	209.7 Free practice - 1
123	Frédéric De Brabant		FRA	GEN 4	HAZEL TECHNOLOGIE		FRA	NCC	207.2 Free practice - 1
77	Alain Jacono		FRA	GEN 5	HAZEL TECHNOLOGIE		FRA	NCC	201.1 Free practice - 1
7	Franc Rouxel		FRA	GEN 6	HERRERO RACING		FRA	Inter D	200.7 Free practice - 1
3	Gosia Rdest		POL	CHA 4	HAZEL TECHNOLOGIE		FRA	Inter	198.1 Free practice - 1
2	Florian Coruble		FRA	CHA 5	HAZEL TECHNOLOGIE		FRA	Inter C	189.4 Free practice - 1
37	Filippo Barberi		FRA	JUN 5	VPS RACING		FRA	Inter D	133.4 Free practice - 1



Alpine Mobility





Autodromo Nazionale Monza

Alpine Elf Cup Series

Free practice - 1

Pit Stop Analysis

ALPINE



2 Florian Coruble Inter C

CHA		CHAZEL TECHNOLOGIE COURSE JU					
N°	In Day Time	In Time	Out Time	Pit Time	T. Pit Time	Handicap	Diff.
1	9:27:39.393	9:27:39.393	9:30:19.964	2:40.571	2:40.571		
2	9:33:03.251	9:33:03.251	9:36:30.456	3:27.205	6:07.776		

3 Gosia Rdest Inter

CHA		CHAZEL TECHNOLOGIE JUNIOR					
N°	In Day Time	In Time	Out Time	Pit Time	T. Pit Time	Handicap	Diff.
1	9:24:55.342	9:24:55.342	9:28:08.997	3:13.655	3:13.655		

7 Franc Rouxel Inter D

GEN		HERRERO RACING					
N°	In Day Time	In Time	Out Time	Pit Time	T. Pit Time	Handicap	Diff.
1	9:26:19.404	9:26:19.404	9:28:34.923	2:15.519	2:15.519		

8 Lukas Papin Inter D

JUN		SCHUMACHER CLRT					
N°	In Day Time	In Time	Out Time	Pit Time	T. Pit Time	Handicap	Diff.
1	9:05:27.099	9:05:27.099	9:12:23.521	6:56.422	6:56.422		

9 Philippe Bourgois Inter C

GEN		RACE CARS CONSULTING					
N°	In Day Time	In Time	Out Time	Pit Time	T. Pit Time	Handicap	Diff.
1	9:06:06.150	9:06:06.150	9:12:25.384	6:19.234	6:19.234		
2	9:24:14.209	9:24:14.209	9:26:34.377	2:20.168	8:39.402		

10 Romain Monti Inter C

PRO		CHAZEL TECHNOLOGIE JUNIOR					
N°	In Day Time	In Time	Out Time	Pit Time	T. Pit Time	Handicap	Diff.
1	9:05:39.145	9:05:39.145	9:12:04.629	6:25.484	6:25.484		
2	9:21:20.190	9:21:20.190	9:27:57.707	6:37.517	13:03.001		
3	9:31:11.114	9:31:11.114	9:35:32.653	4:21.539	17:24.540		

18 Pierre Macchi Inter C

GEN		SCHUMACHER CLRT					
N°	In Day Time	In Time	Out Time	Pit Time	T. Pit Time	Handicap	Diff.
1	9:05:56.640	9:05:56.640	9:12:28.812	6:32.172	6:32.172		
2	9:25:45.234	9:25:45.234	9:28:15.591	2:30.357	9:02.529		

23 Laurent Richard Inter C

GEN		HERRERO RACING					
N°	In Day Time	In Time	Out Time	Pit Time	T. Pit Time	Handicap	Diff.
1	9:05:47.572	9:05:47.572	9:12:18.265	6:30.693	6:30.693		
2	9:24:52.829	9:24:52.829	9:28:28.452	3:35.623	10:06.316		

31 Louis Meric Inter C

CHA		RACE CARS CONSULTING					
N°	In Day Time	In Time	Out Time	Pit Time	T. Pit Time	Handicap	Diff.
1	9:05:44.868	9:05:44.868	9:12:22.361	6:37.493	6:37.493		
2	9:24:03.169	9:24:03.169	9:27:02.942	2:59.773	9:37.266		

36 Sami Dhahri Inter C

JUN		VPS RACING					
N°	In Day Time	In Time	Out Time	Pit Time	T. Pit Time	Handicap	Diff.
1	9:05:29.139	9:05:29.139	9:13:03.632	7:34.493	7:34.493		
2	9:25:47.256	9:25:47.256	9:29:11.199	3:23.943	10:58.436		

38 Charles Roussanne Inter D

JUN		VPS RACING					
N°	In Day Time	In Time	Out Time	Pit Time	T. Pit Time	Handicap	Diff.
1	9:05:32.121	9:05:32.121	9:13:19.929	7:47.808	7:47.808		
2	9:24:58.537	9:24:58.537	9:29:58.556	5:00.019	12:47.827		

63 Pierre-Laurent Figuiere Inter C

CHA		CHAZEL TECHNOLOGIE COURSE					
N°	In Day Time	In Time	Out Time	Pit Time	T. Pit Time	Handicap	Diff.
1	9:06:08.576	9:06:08.576	9:12:12.038	6:03.462	6:03.462		
2	9:24:07.385	9:24:07.385	9:28:02.972	3:55.587	9:59.049		

77 Alain Jacono NCC

GEN		CHAZEL TECHNOLOGIE COURSE					
N°	In Day Time	In Time	Out Time	Pit Time	T. Pit Time	Handicap	Diff.
1	9:06:03.609	9:06:03.609	9:12:09.483	6:05.874	6:05.874		
2	9:26:06.921	9:26:06.921	9:27:46.392	1:39.471	7:45.345		
3	9:33:28.220	9:33:28.220	9:34:43.543	1:15.323	9:00.668		

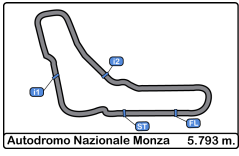
85 Thibaut Bossy Inter C

CHA		HERRERO RACING					
N°	In Day Time	In Time	Out Time	Pit Time	T. Pit Time	Handicap	Diff.
1	9:06:10.437	9:06:10.437	9:12:43.445	6:33.008	6:33.008		
2	9:24:19.567	9:24:19.567	9:28:23.306	4:03.739	10:36.747		

123 Frédéric De Brabant NCC

GEN		CHAZEL TECHNOLOGIE COURSE					
N°	In Day Time	In Time	Out Time	Pit Time	T. Pit Time	Handicap	Diff.
1	9:05:42.957	9:05:42.957	9:12:06.578	6:23.621	6:23.621		
2	9:28:32.829	9:28:32.829	9:31:18.809	2:45.980	9:09.601		

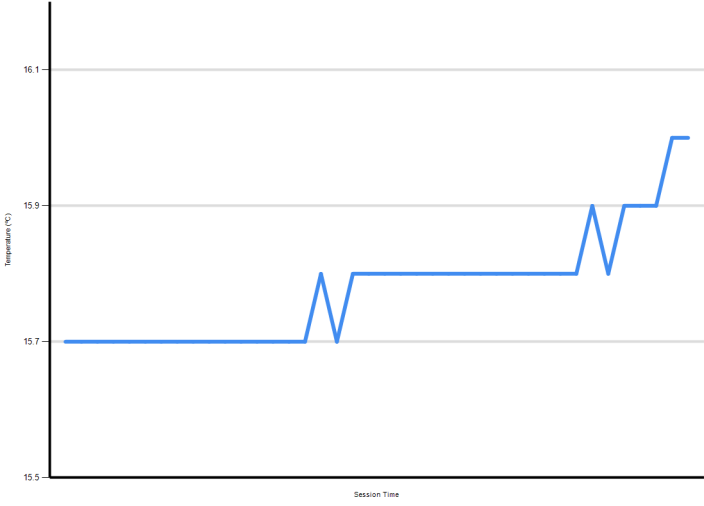




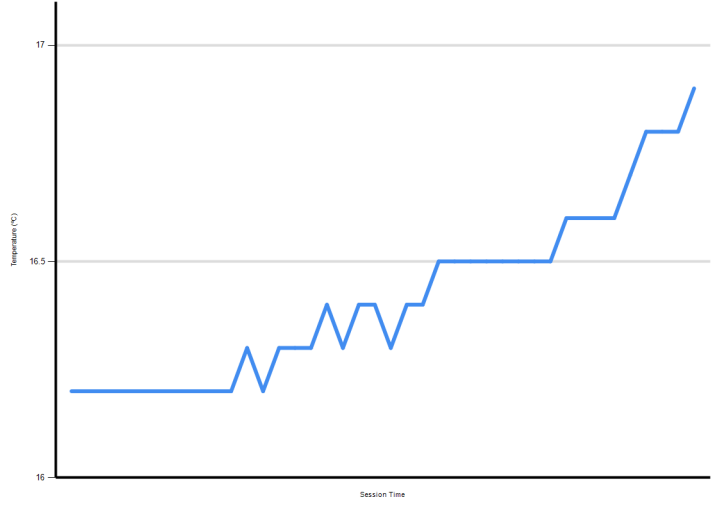
Autodromo Nazionale Monza
 Alpine Elf Cup Series
 Free practice - 1
 Weather Report




Air Temperature



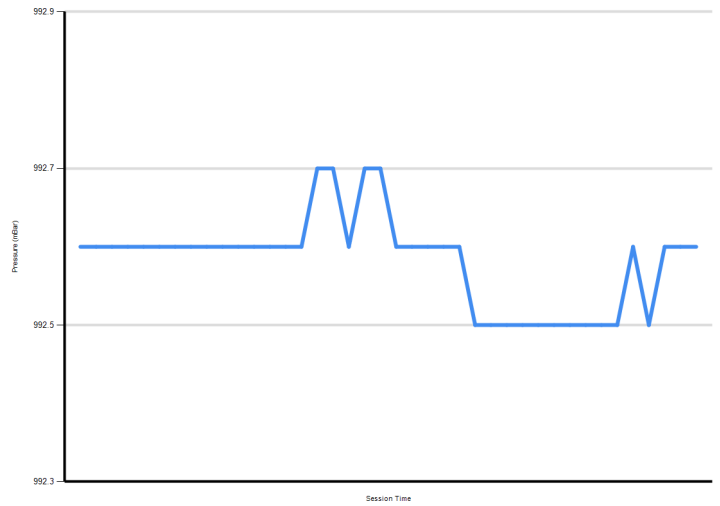
Track Temperature




Humidity



Pressure



Wind Speed



Wind direction

