

Hungaroring

GB3

Race - 2

Provisional Results



Clas	Nº	Driver	Nat	Cat	Clas	Team	Nat	Vehicle	Laps	Total Time	Gap	Interval	Km/h	Best	Time	Km/h
1	7	Louis Sharp		NZL		Rodin Motorsport		Tatuus MSV-022	11	18:25.093			156.9	7	1:39.584	158.3
2	22	Tymek Kucharczyk		POL		Hitech Pulse-Eight		Tatuus MSV-022	11	18:27.088	1.995	1.995	156.7	4	1:39.599	158.3
3	21	Will MacIntyre		GBR		Hitech Pulse-Eight		Tatuus MSV-022	11	18:29.190	4.097	2.102	156.4	8	1:39.725	158.1
4	16	McKenzy Cresswell		GBR		Elite Motorsport		Tatuus MSV-022	11	18:35.699	10.606	6.509	155.4	7	1:40.277	157.2
5	10	Patrick Heuzenroeder		AUS		JHR Developments		Tatuus MSV-022	11	18:36.901	11.808	1.202	155.3	8	1:40.285	157.2
6	20	Jarrold Waberski		ZAF		Elite Motorsport		Tatuus MSV-022	11	18:40.798	15.705	3.897	154.7	6	1:40.653	156.6
7	11	John Bennett		GBR		JHR Developments		Tatuus MSV-022	11	18:41.136	16.043	0.338	154.7	9	1:39.850	157.9
8	3	Noah Ping		USA		VRD by Arden		Tatuus MSV-022	11	18:45.182	20.089	4.046	154.1	6	1:40.820	156.4
9	2	James Hedley		GBR		Rodin Motorsport		Tatuus MSV-022	11	18:46.021	20.928	0.839	154.0	7	1:40.904	156.3
10	33	Hugo Schwarze		DEU		Elite Motorsport		Tatuus MSV-022	11	18:46.790	21.697	0.769	153.9	6	1:41.112	155.9
11	32	Shawn Rashid		USA		VRD by Arden		Tatuus MSV-022	11	18:47.658	22.565	0.868	153.8	9	1:40.795	156.4
12	12	Josh Irfan		GBR		JHR Developments		Tatuus MSV-022	11	18:51.417	26.324	3.759	153.3	8	1:41.078	156.0
13	17	Nikita Johnson		USA		VRD by Arden		Tatuus MSV-022	11	18:53.301	28.208	1.884	153.0	8	1:41.048	156.0
14	62	Colin Queen		USA		Fortec Motorsport		Tatuus MSV-022	11	18:55.620	30.527	2.319	152.7	11	1:41.172	155.8
15	5	Javier Sagrera		ESP		Chris Dittmann Racing		Tatuus MSV-022	11	18:57.707	32.614	2.087	152.4	7	1:41.562	155.2
16	91	Seb Murray		GBR		Chris Dittmann Racing		Tatuus MSV-022	11	18:58.184	33.091	0.477	152.4	6	1:41.499	155.3
17	41	Edward Pearson		GBR		Fortec Motorsport		Tatuus MSV-022	11	18:58.844	33.751	0.660	152.3	6	1:41.255	155.7
18	55	Flynn Jackes		AUS		Chris Dittmann Racing		Tatuus MSV-022	11	18:59.638	34.545	0.794	152.2	7	1:41.503	155.3
19	15	Aditya Kulkarni		GBR		Hillspeed		Tatuus MSV-022	11	19:00.885	35.792	1.247	152.0	8	1:41.641	155.1
20	23	Gerrard Xie		CHN		Hitech Pulse-Eight		Tatuus MSV-022	11	19:57.522	1:32.429	56.637	144.8	6	1:39.599	158.3

Not classified: (Requirements: 90% of number laps of leader = 10 Laps)

18	Arthur Rogeon		FRA			Rodin Motorsport		Tatuus MSV-022	7	19:13.191	4 Laps	4 Laps	95.7	7	1:41.011	156.1
----	---------------	--	-----	--	--	------------------	--	----------------	---	-----------	--------	--------	------	---	----------	-------

Fastest lap Louis Sharp in 1:39.584 at 158.3 Km/h in lap 7

Published at:.....

Track Temp: 35.7 °C Air Temp: 23.8 °C Humidity: 67 % Track Status: DRY

Race Director:

Simon Gnana-Pragasam

Timekeeper:

Luis Garcia
JOB-2654-ESP/M





Hungaroring

GB3

Race - 2

Provisional Results by Category



Clas	Nº	Driver	Nat	Cat	Clas	Team	Nat	Vehicle	Laps	Total Time	Gap	Interval	Km/h	Best	Time	Km/h
1	7	Louis Sharp		NZL		Rodin Motorsport		Tatuus MSV-022	11	18:25.093			156.9	7	1:39.584	158.3
2	22	Tymek Kucharczyk		POL		Hitech Pulse-Eight		Tatuus MSV-022	11	18:27.088	1.995	1.995	156.7	4	1:39.599	158.3
3	21	Will MacIntyre		GBR		Hitech Pulse-Eight		Tatuus MSV-022	11	18:29.190	4.097	2.102	156.4	8	1:39.725	158.1
4	16	McKenzy Cresswell		GBR		Elite Motorsport		Tatuus MSV-022	11	18:35.699	10.606	6.509	155.4	7	1:40.277	157.2
5	10	Patrick Heuzenroeder		AUS		JHR Developments		Tatuus MSV-022	11	18:36.901	11.808	1.202	155.3	8	1:40.285	157.2
6	20	Jarrold Waberski		ZAF		Elite Motorsport		Tatuus MSV-022	11	18:40.798	15.705	3.897	154.7	6	1:40.653	156.6
7	11	John Bennett		GBR		JHR Developments		Tatuus MSV-022	11	18:41.136	16.043	0.338	154.7	9	1:39.850	157.9
8	3	Noah Ping		USA		VRD by Arden		Tatuus MSV-022	11	18:45.182	20.089	4.046	154.1	6	1:40.820	156.4
9	2	James Hedley		GBR		Rodin Motorsport		Tatuus MSV-022	11	18:46.021	20.928	0.839	154.0	7	1:40.904	156.3
10	33	Hugo Schwarze		DEU		Elite Motorsport		Tatuus MSV-022	11	18:46.790	21.697	0.769	153.9	6	1:41.112	155.9
11	32	Shawn Rashid		USA		VRD by Arden		Tatuus MSV-022	11	18:47.658	22.565	0.868	153.8	9	1:40.795	156.4
12	12	Josh Irfan		GBR		JHR Developments		Tatuus MSV-022	11	18:51.417	26.324	3.759	153.3	8	1:41.078	156.0
13	17	Nikita Johnson		USA		VRD by Arden		Tatuus MSV-022	11	18:53.301	28.208	1.884	153.0	8	1:41.048	156.0
14	62	Colin Queen		USA		Fortec Motorsport		Tatuus MSV-022	11	18:55.620	30.527	2.319	152.7	11	1:41.172	155.8
15	5	Javier Sagrera		ESP		Chris Dittmann Racing		Tatuus MSV-022	11	18:57.707	32.614	2.087	152.4	7	1:41.562	155.2
16	91	Seb Murray		GBR		Chris Dittmann Racing		Tatuus MSV-022	11	18:58.184	33.091	0.477	152.4	6	1:41.499	155.3
17	41	Edward Pearson		GBR		Fortec Motorsport		Tatuus MSV-022	11	18:58.844	33.751	0.660	152.3	6	1:41.255	155.7
18	55	Flynn Jackes		AUS		Chris Dittmann Racing		Tatuus MSV-022	11	18:59.638	34.545	0.794	152.2	7	1:41.503	155.3
19	15	Aditya Kulkarni		GBR		Hillspeed		Tatuus MSV-022	11	19:00.885	35.792	1.247	152.0	8	1:41.641	155.1
20	23	Gerrard Xie		CHN		Hitech Pulse-Eight		Tatuus MSV-022	11	19:57.522	1:32.429	56.637	144.8	6	1:39.599	158.3

Not classified: (Requirements: 90% of number laps of leader = 10 Laps)

18	Arthur Rogeon		FRA		Rodin Motorsport		Tatuus MSV-022	7	19:13.191	4 Laps	4 Laps	95.7	7	1:41.011	156.1
----	---------------	--	-----	--	------------------	--	----------------	---	-----------	--------	--------	------	---	----------	-------

Fastest lap Louis Sharp in 1:39.584 at 158.3 Km/h in lap 7

Published at:.....

Track Temp: 35.7 °C Air Temp: 23.8 °C Humidity: 67 % Track Status: DRY

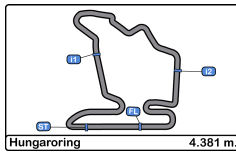
Race Director:

Simon Gnana-Pragasam

Timekeeper:

Luis Garcia
JOB-2654-ESP/M





Hungaroring

GB3

Race - 2



Provisional Classification by Driver Fastest Lap

Cl	N°	Entrant/Team	Nat	Vehicle	Driver	Nat	Cat	Cl	Laps	Best	Time	Gap	Interval	Km/h
1	7	Rodin Motorsport		Tatuus MSV-022	Louis Sharp				11	7	1:39.584			158.3
2	22	Hitech Pulse-Eight		Tatuus MSV-022	Tymek Kucharczyk				11	4	1:39.599	0.015	0.015	158.3
3	23	Hitech Pulse-Eight		Tatuus MSV-022	Gerrard Xie				11	6	1:39.599	0.015	0.000	158.3
4	21	Hitech Pulse-Eight		Tatuus MSV-022	Will MacIntyre				11	8	1:39.725	0.141	0.126	158.1
5	11	JHR Developments		Tatuus MSV-022	John Bennett				11	9	1:39.850	0.266	0.125	157.9
6	16	Elite Motorsport		Tatuus MSV-022	McKenzy Cresswell				11	7	1:40.277	0.693	0.427	157.2
7	10	JHR Developments		Tatuus MSV-022	Patrick Heuzenroede				11	8	1:40.285	0.701	0.008	157.2
8	20	Elite Motorsport		Tatuus MSV-022	Jarrold Waberski				11	6	1:40.653	1.069	0.368	156.6
9	32	VRD by Arden		Tatuus MSV-022	Shawn Rashid				11	9	1:40.795	1.211	0.142	156.4
10	3	VRD by Arden		Tatuus MSV-022	Noah Ping				11	6	1:40.820	1.236	0.025	156.4
11	2	Rodin Motorsport		Tatuus MSV-022	James Hedley				11	7	1:40.904	1.320	0.084	156.3
12	18	Rodin Motorsport		Tatuus MSV-022	Arthur Rogeon				7	7	1:41.011	1.427	0.107	156.1
13	17	VRD by Arden		Tatuus MSV-022	Nikita Johnson				11	8	1:41.048	1.464	0.037	156.0
14	12	JHR Developments		Tatuus MSV-022	Josh Irfan				11	8	1:41.078	1.494	0.030	156.0
15	33	Elite Motorsport		Tatuus MSV-022	Hugo Schwarze				11	6	1:41.112	1.528	0.034	155.9
16	62	Fortec Motorsport		Tatuus MSV-022	Colin Queen				11	11	1:41.172	1.588	0.060	155.8
17	41	Fortec Motorsport		Tatuus MSV-022	Edward Pearson				11	6	1:41.255	1.671	0.083	155.7
18	91	Chris Dittmann Racing		Tatuus MSV-022	Seb Murray				11	6	1:41.499	1.915	0.244	155.3
19	55	Chris Dittmann Racing		Tatuus MSV-022	Flynn Jackes				11	7	1:41.503	1.919	0.004	155.3
20	5	Chris Dittmann Racing		Tatuus MSV-022	Javier Sagrera				11	7	1:41.562	1.978	0.059	155.2
21	15	Hillspeed		Tatuus MSV-022	Aditya Kulkarni				11	8	1:41.641	2.057	0.079	155.1



Hungaroring

GB3

Race - 2

Distance and Speed Average



Clas	Nº	Driver	Nat	Cat	Clas	Team	Nat	Vehicle	Laps	Distance	Total Time	Km/h
1	7	Louis Sharp		NZL		Rodin Motorsport		Tatuus MSV-022	11	48.19	18:25.093	156.9
2	22	Tymek Kucharczyk		POL		Hitech Pulse-Eight		Tatuus MSV-022	11	48.19	18:27.088	156.7
3	21	Will MacIntyre		GBR		Hitech Pulse-Eight		Tatuus MSV-022	11	48.19	18:29.190	156.4
4	16	McKenzy Cresswell		GBR		Elite Motorsport		Tatuus MSV-022	11	48.19	18:35.699	155.4
5	10	Patrick Heuzenroeder		AUS		JHR Developments		Tatuus MSV-022	11	48.19	18:36.901	155.3
6	20	Jarrold Waberski		ZAF		Elite Motorsport		Tatuus MSV-022	11	48.19	18:40.798	154.7
7	11	John Bennett		GBR		JHR Developments		Tatuus MSV-022	11	48.19	18:41.136	154.7
8	3	Noah Ping		USA		VRD by Arden		Tatuus MSV-022	11	48.19	18:45.182	154.1
9	2	James Hedley		GBR		Rodin Motorsport		Tatuus MSV-022	11	48.19	18:46.021	154.0
10	33	Hugo Schwarze		DEU		Elite Motorsport		Tatuus MSV-022	11	48.19	18:46.790	153.9
11	32	Shawn Rashid		USA		VRD by Arden		Tatuus MSV-022	11	48.19	18:47.658	153.8
12	12	Josh Irfan		GBR		JHR Developments		Tatuus MSV-022	11	48.19	18:51.417	153.3
13	17	Nikita Johnson		USA		VRD by Arden		Tatuus MSV-022	11	48.19	18:53.301	153.0
14	62	Colin Queen		USA		Fortec Motorsport		Tatuus MSV-022	11	48.19	18:55.620	152.7
15	5	Javier Sagrera		ESP		Chris Dittmann Racing		Tatuus MSV-022	11	48.19	18:57.707	152.4
16	91	Seb Murray		GBR		Chris Dittmann Racing		Tatuus MSV-022	11	48.19	18:58.184	152.4
17	41	Edward Pearson		GBR		Fortec Motorsport		Tatuus MSV-022	11	48.19	18:58.844	152.3
18	55	Flynn Jackes		AUS		Chris Dittmann Racing		Tatuus MSV-022	11	48.19	18:59.638	152.2
19	15	Aditya Kulkarni		GBR		Hillspeed		Tatuus MSV-022	11	48.19	19:00.885	152.0
20	23	Gerrard Xie		CHN		Hitech Pulse-Eight		Tatuus MSV-022	11	48.19	19:57.522	144.8
21	18	Arthur Rogeon		FRA		Rodin Motorsport		Tatuus MSV-022	7	30.66	19:13.191	95.7





Hungaroring
GB3
Race - 2
Lap Analysis



2 James Hedley Tatuus MSV-022 **7** Louis Sharp Tatuus MSV-022
 Rodin Motorsport Rodin Motorsport

Lap	D	Time	Sector 1	Sector 2	Sector 3	T. Spd	Elapsed	Lap	D	Time	Sector 1	Sector 2	Sector 3	T. Spd	Elapsed
1		1:51.415	43.839	38.535	29.041	196.0	1:51.415	1		1:46.889	42.341	36.634	27.914	183.6	1:46.889
2		1:42.252	37.335	36.576	28.341	220.8	3:33.667	2		1:40.307	36.864	35.575	27.868	219.9	3:27.196
3		1:41.454	37.077	36.306	28.071	221.3	5:15.121	3		1:40.164	36.818	35.565	27.781	219.0	5:07.360
4		1:41.260	37.051	36.103	28.106	219.0	6:56.381	4		1:39.687	36.716	35.370	27.601	217.7	6:47.047
5		1:41.181	36.945	36.090	28.146	218.1	8:37.562	5		1:39.652	36.688	35.304	27.660	217.7	8:26.699
6		1:41.120	37.032	36.072	28.016	219.5	10:18.682	6		1:39.609	36.655	35.327	27.627	219.0	10:06.308
7		1:40.904	36.850	36.015	28.039	219.9	11:59.586	7		1:39.584	36.667	35.251	27.666	219.5	11:45.892
8		1:42.612	36.971	37.062	28.579	218.6	13:42.198	8		1:39.646	36.570	35.262	27.814	219.0	13:25.538
9		1:41.264	37.065	36.159	28.040	220.4	15:23.462	9		1:39.793	36.684	35.337	27.772	217.3	15:05.331
10		1:41.099	37.036	35.942	28.121	220.4	17:04.561	10		1:39.670	36.622	35.378	27.670	219.0	16:45.001
11		1:41.460	37.015	36.151	28.294	219.9	18:46.021	11		1:40.092	36.814	35.531	27.747	218.1	18:25.093

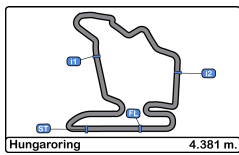
3 Noah Ping Tatuus MSV-022 **10** Patrick Heuzenroeder Tatuus MSV-022
 VRD by Arden JHR Developments

Lap	D	Time	Sector 1	Sector 2	Sector 3	T. Spd	Elapsed	Lap	D	Time	Sector 1	Sector 2	Sector 3	T. Spd	Elapsed
1		1:50.769	43.619	38.305	28.845	194.9	1:50.769	1		1:49.613	43.262	37.966	28.385	187.8	1:49.613
2		1:41.910	37.148	36.562	28.200	219.5	3:32.679	2		1:41.754	37.447	36.257	28.050	220.8	3:31.367
3		1:41.332	36.940	36.344	28.048	220.8	5:14.011	3		1:41.184	37.017	36.073	28.094	219.5	5:12.551
4		1:40.960	36.892	36.030	28.038	219.5	6:54.971	4		1:40.653	36.994	35.735	27.924	216.4	6:53.204
5		1:41.066	37.079	35.998	27.989	219.0	8:36.037	5		1:40.563	36.952	35.724	27.887	217.3	8:33.767
6		1:40.820	36.851	36.027	27.942	219.0	10:16.857	6		1:40.571	37.035	35.774	27.762	217.3	10:14.338
7		1:40.934	36.777	36.144	28.013	220.8	11:57.791	7		1:41.054	36.995	36.228	27.831	219.0	11:55.392
8		1:43.750	37.800	37.794	28.156	217.7	13:41.541	8		1:40.285	36.928	35.557	27.800	216.8	13:35.677
9		1:41.141	37.011	36.130	28.000	219.0	15:22.682	9		1:40.475	36.891	35.735	27.849	215.5	15:16.152
10		1:41.207	36.978	36.174	28.055	219.0	17:03.889	10		1:40.289	36.938	35.517	27.834	217.3	16:56.441
11		1:41.293	36.977	36.161	28.155	218.6	18:45.182	11		1:40.460	36.951	35.714	27.795	218.6	18:36.901

5 Javier Sagrera Tatuus MSV-022 **11** John Bennett Tatuus MSV-022
 Chris Dittmann Racing JHR Developments

Lap	D	Time	Sector 1	Sector 2	Sector 3	T. Spd	Elapsed	Lap	D	Time	Sector 1	Sector 2	Sector 3	T. Spd	Elapsed
1		1:53.670	44.631	39.674	29.365	196.7	1:53.670	1		1:51.039	43.841	38.274	28.924	190.8	1:51.039
2		1:44.918	37.566	39.030	28.322	220.8	3:38.588	2		1:42.007	37.334	36.375	28.298	220.4	3:33.046
3		1:42.315	37.350	36.667	28.298	219.5	5:20.903	3		1:41.356	36.998	36.214	28.144	220.4	5:14.402
4		1:43.265	38.439	36.628	28.198	217.3	7:04.168	4		1:40.901	36.958	36.055	27.888	219.5	6:55.303
5		1:41.761	37.360	36.235	28.166	217.3	8:45.929	5		1:41.058	37.055	36.022	27.981	220.4	8:36.361
6		1:41.658	37.256	36.315	28.087	217.7	10:27.587	6		1:40.917	36.935	35.993	27.989	221.3	10:17.278
7		1:41.562	37.289	36.235	28.038	217.7	12:09.149	7		1:40.775	36.928	35.955	27.892	220.8	11:58.053
8		1:41.950	37.399	36.456	28.095	217.3	13:51.099	8		1:42.261	37.502	36.921	27.838	221.7	13:40.314
9		1:42.055	37.079	36.369	28.607	217.3	15:33.154	9		1:39.850	36.748	35.341	27.761	218.1	15:20.164
10		1:42.478	37.625	36.698	28.155	218.1	17:15.632	10		1:40.190	36.870	35.460	27.860	219.0	17:00.354
11		1:42.075	37.372	36.455	28.248	217.7	18:57.707	11		1:40.782	36.713	35.888	28.181	219.5	18:41.136





Hungaroring
GB3
Race - 2
Lap Analysis



12

Josh Irfan

Tatuus MSV-022

17

Nikita Johnson

Tatuus MSV-022

JHR Developments

VRD by Arden

Lap	D	Time	Sector 1	Sector 2	Sector 3	T. Spd	Elapsed	Lap	D	Time	Sector 1	Sector 2	Sector 3	T. Spd	Elapsed
1		1:53.350	45.213	39.134	29.003	195.6	1:53.350	1		1:54.143	45.742	39.017	29.384	202.6	1:54.143
2		1:44.722	37.551	38.906	28.265	219.0	3:38.072	2		1:45.309	37.594	39.181	28.534	222.6	3:39.452
3		1:42.100	37.277	36.353	28.470	218.1	5:20.172	3		1:42.316	37.126	36.760	28.430	222.6	5:21.768
4		1:41.746	37.354	36.035	28.357	215.5	7:01.918	4		1:41.579	37.169	36.227	28.183	222.6	7:03.347
5		1:41.718	37.218	36.418	28.082	215.5	8:43.636	5		1:41.250	36.992	36.160	28.098	220.4	8:44.597
6		1:41.550	37.187	36.316	28.047	216.4	10:25.186	6		1:41.363	36.870	36.403	28.090	221.7	10:25.960
7		1:41.220	37.210	36.097	27.913	216.8	12:06.406	7		1:41.419	36.923	36.419	28.077	222.6	12:07.379
8		1:41.078	37.042	36.095	27.941	217.3	13:47.484	8		1:41.048	36.924	36.128	27.996	222.2	13:48.427
9		1:41.312	37.083	36.182	28.047	216.8	15:28.796	9		1:41.304	37.015	36.176	28.113	221.7	15:29.731
10		1:41.274	37.168	36.099	28.007	217.3	17:10.070	10		1:41.425	36.862	36.318	28.245	221.3	17:11.156
11		1:41.347	37.168	36.067	28.112	217.3	18:51.417	11		1:42.145	36.925	36.284	28.936	221.7	18:53.301

15

Aditya Kulkarni

Tatuus MSV-022

18

Arthur Rogeon

Tatuus MSV-022

Hillspeed

Rodin Motorsport

Lap	D	Time	Sector 1	Sector 2	Sector 3	T. Spd	Elapsed	Lap	D	Time	Sector 1	Sector 2	Sector 3	T. Spd	Elapsed
1		1:54.851	46.037	39.602	29.212	205.7	1:54.851	1		1:52.143	44.147	39.177	28.819	189.1	1:52.143
2		1:46.311	37.922	39.071	29.318	220.8	3:41.162	2		1:44.140	38.181	37.587	28.372	219.9	3:36.283
3		1:42.618	37.552	36.715	28.351	219.9	5:23.780	3		1:49.247 P	37.541	37.037	34.669	216.8	5:25.530
4		1:42.736	37.312	36.980	28.444	219.0	7:06.516	4		5:46.213	4:41.878	36.243	28.092		11:11.743
5		1:42.634	37.251	37.048	28.335	219.9	8:49.150	5		1:44.925 P	37.328	36.071	31.526	215.1	12:56.668
6		1:41.888	37.020	36.480	28.388	219.9	10:31.038	6		4:35.512	3:31.227	36.335	27.950		17:32.180
7		1:42.016	37.185	36.441	28.390	220.4	12:13.054	7		1:41.011	37.013	36.018	27.980	216.8	19:13.191
8		1:41.641	37.066	36.355	28.220	219.0	13:54.695								
9		1:41.898	37.213	36.224	28.461	219.0	15:36.593								
10		1:41.969	37.370	36.325	28.274	219.5	17:18.562								
11		1:42.323	37.298	36.706	28.319	219.5	19:00.885								

16

McKenzy Cresswell

Tatuus MSV-022

20

Jarrold Waberski

Tatuus MSV-022

Elite Motorsport

Elite Motorsport

Lap	D	Time	Sector 1	Sector 2	Sector 3	T. Spd	Elapsed	Lap	D	Time	Sector 1	Sector 2	Sector 3	T. Spd	Elapsed
1		1:49.176	43.022	37.747	28.407	184.9	1:49.176	1		1:49.999	43.405	38.151	28.443	189.8	1:49.999
2		1:41.448	37.235	36.169	28.044	219.9	3:30.624	2		1:42.045	37.375	36.516	28.154	219.9	3:32.044
3		1:40.897	37.106	35.874	27.917	219.0	5:11.521	3		1:41.080	37.076	36.022	27.982	219.9	5:13.124
4		1:40.667	37.013	35.791	27.863	217.7	6:52.188	4		1:41.115	36.978	36.105	28.032	218.6	6:54.239
5		1:40.735	37.006	35.859	27.870	216.8	8:32.923	5		1:40.963	36.897	35.947	28.119	217.7	8:35.202
6		1:40.411	37.008	35.664	27.739	218.1	10:13.334	6		1:40.653	36.848	35.888	27.917	218.6	10:15.855
7		1:40.277	36.934	35.625	27.718	218.6	11:53.611	7		1:40.897	36.856	36.053	27.988	219.0	11:56.752
8		1:40.312	36.979	35.594	27.739	217.7	13:33.923	8		1:41.065	36.933	36.068	28.064	218.6	13:37.817
9		1:40.524	36.894	35.774	27.856	217.7	15:14.447	9		1:40.986	36.922	36.080	27.984	217.7	15:18.803
10		1:40.516	37.029	35.677	27.810	217.7	16:54.963	10		1:40.788	36.979	35.862	27.947	217.7	16:59.591
11		1:40.736	36.955	35.815	27.966	217.7	18:35.699	11		1:41.207	36.967	36.023	28.217	217.7	18:40.798

21

Will MacIntyre

Tatuus MSV-022

Hitech Pulse-Eight

Lap	D	Time	Sector 1	Sector 2	Sector 3	T. Spd	Elapsed
1		1:48.729	42.740	37.519	28.470	182.1	1:48.729
2		1:40.973	37.072	35.858	28.043	219.0	3:29.702
3		1:40.455	36.881	35.781	27.793	218.1	5:10.157
4		1:40.054	36.789	35.479	27.786	218.1	6:50.211
5		1:39.960	36.741	35.478	27.741	218.6	8:30.171
6		1:39.884	36.696	35.539	27.649	218.6	10:10.055
7		1:39.776	36.748	35.310	27.718	219.0	11:49.831
8		1:39.725	36.659	35.336	27.730	219.0	13:29.556
9		1:39.804	36.635	35.375	27.794	218.6	15:09.360
10		1:39.841	36.774	35.345	27.722	219.0	16:49.201
11		1:39.989	36.758	35.372	27.859	219.5	18:29.190





Hungaroring
GB3
Race - 2
Lap Analysis



22 Tymek Kucharczyk Tatuus MSV-022 **33** Hugo Schwarze Tatuus MSV-022
 Hitech Pulse-Eight Elite Motorsport

Lap	D	Time	Sector 1	Sector 2	Sector 3	T. Spd	Elapsed	Lap	D	Time	Sector 1	Sector 2	Sector 3	T. Spd	Elapsed
1		1:47.719	42.624	37.144	27.951	181.2	1:47.719	1		1:51.725	44.492	38.246	28.987	195.6	1:51.725
2		1:40.653	36.798	35.919	27.936	220.4	3:28.372	2		1:42.457	37.739	36.412	28.306	219.9	3:34.182
3		1:40.162	36.767	35.777	27.618	219.9	5:08.534	3		1:41.476	37.209	36.134	28.133	219.0	5:15.658
4		1:39.599	36.670	35.403	27.526	219.0	6:48.133	4		1:41.191	37.095	36.083	28.013	218.1	6:56.849
5		1:39.991	36.607	35.505	27.879	219.0	8:28.124	5		1:41.152	37.194	36.003	27.955	219.0	8:38.001
6		1:39.821	36.559	35.711	27.551	219.5	10:07.945	6		1:41.112	37.081	35.997	28.034	220.8	10:19.113
7		1:39.637	36.610	35.427	27.600	219.9	11:47.582	7		1:41.203	37.215	35.914	28.074	220.4	12:00.316
8		1:39.848	36.522	35.504	27.822	219.5	13:27.430	8		1:42.188	37.059	36.464	28.665	219.5	13:42.504
9		1:39.947	36.590	35.614	27.743	218.1	15:07.377	9		1:41.730	37.133	36.582	28.015	220.4	15:24.234
10		1:39.804	36.643	35.546	27.615	220.4	16:47.181	10		1:41.232	37.152	36.051	28.029	219.5	17:05.466
11		1:39.907	36.626	35.510	27.771	219.0	18:27.088	11		1:41.324	37.045	36.177	28.102	219.0	18:46.790

23 Gerrard Xie Tatuus MSV-022 **41** Edward Pearson Tatuus MSV-022
 Hitech Pulse-Eight Fortec Motorsport

Lap	D	Time	Sector 1	Sector 2	Sector 3	T. Spd	Elapsed	Lap	D	Time	Sector 1	Sector 2	Sector 3	T. Spd	Elapsed
1		1:58.516 P	42.054	40.188	36.274	179.1	1:58.516	1		1:54.493	45.867	39.404	29.222	204.9	1:54.493
2		2:58.847	1:54.942	36.100	27.805		4:57.363	2		1:46.233	37.844	39.275	29.114	221.7	3:40.726
3		1:40.519	37.040	35.799	27.680	217.3	6:37.882	3		1:42.184	37.237	36.645	28.302	220.8	5:22.910
4		1:39.873	36.790	35.395	27.688	217.3	8:17.755	4		1:43.061	37.367	37.180	28.514	221.7	7:05.971
5		1:39.885	36.897	35.375	27.613	217.7	9:57.640	5		1:41.836	37.343	36.402	28.091	219.9	8:47.807
6		1:39.599	36.686	35.283	27.630	219.9	11:37.239	6		1:41.255	36.998	36.153	28.104	219.5	10:29.062
7		1:39.854	36.868	35.411	27.575	218.6	13:17.093	7		1:41.618	37.194	36.260	28.164	220.8	12:10.680
8		1:40.371	36.873	35.634	27.864	218.6	14:57.464	8		1:41.916	37.088	36.612	28.216	220.8	13:52.596
9		1:40.008	36.770	35.585	27.653	219.0	16:37.472	9		1:41.628	37.149	36.293	28.186	220.4	15:34.224
10		1:39.978	36.753	35.551	27.674	218.6	18:17.450	10		1:42.742	37.322	36.898	28.522	220.8	17:16.966
11		1:40.072	36.775	35.563	27.734	219.5	19:57.522	11		1:41.878	37.158	36.433	28.287	220.4	18:58.844

32 Shawn Rashid Tatuus MSV-022 **55** Flynn Jackes Tatuus MSV-022
 VRD by Arden Chris Dittmann Racing

Lap	D	Time	Sector 1	Sector 2	Sector 3	T. Spd	Elapsed	Lap	D	Time	Sector 1	Sector 2	Sector 3	T. Spd	Elapsed
1		1:52.812	44.340	39.584	28.888	191.4	1:52.812	1		1:52.535	44.778	38.803	28.954	199.2	1:52.535
2		1:44.525	37.790	38.480	28.255	222.2	3:37.337	2		1:46.414	38.054	39.937	28.423	221.7	3:38.949
3		1:42.117	37.397	36.385	28.335	219.9	5:19.454	3		1:42.320	37.459	36.623	28.238	221.3	5:21.269
4		1:41.394	37.336	35.928	28.130	217.3	7:00.848	4		1:43.735	38.774	36.662	28.299	220.4	7:05.004
5		1:41.062	37.130	35.867	28.065	217.3	8:41.910	5		1:43.632	37.322	38.138	28.172	220.4	8:48.636
6		1:40.866	37.087	35.858	27.921	218.6	10:22.776	6		1:41.662	37.135	36.263	28.264	219.5	10:30.298
7		1:41.118	37.193	35.912	28.013	219.5	12:03.894	7		1:41.503	37.100	36.131	28.272	219.0	12:11.801
8		1:41.012	37.093	35.992	27.927	218.6	13:44.906	8		1:41.583	37.272	36.155	28.156	218.6	13:53.384
9		1:40.795	37.095	35.779	27.921	218.6	15:25.701	9		1:41.996	37.257	36.453	28.286	218.6	15:35.380
10		1:40.860	37.024	35.916	27.920	219.0	17:06.561	10		1:42.173	37.181	36.315	28.677	218.6	17:17.553
11		1:41.097	37.218	35.963	27.916	219.9	18:47.658	11		1:42.085	37.203	36.429	28.453	219.9	18:59.638





Hungaroring
GB3
Race - 2
Lap Analysis



62

Colin Queen

Tatuus MSV-022

Fortec Motorsport

Lap	D	Time	Sector 1	Sector 2	Sector 3	T. Spd	Elapsed
1		1:53.972	45.346	39.233	29.393	201.8	1:53.972
2		1:45.943	38.198	39.035	28.710	217.3	3:39.915
3		1:42.325	37.227	36.689	28.409	221.7	5:22.240
4		1:42.294	37.494	36.578	28.222	221.3	7:04.534
5		1:41.937	37.393	36.288	28.256	220.8	8:46.471
6		1:41.674	37.142	36.363	28.169	220.4	10:28.145
7		1:41.661	37.161	36.239	28.261	221.3	12:09.806
8		1:41.787	37.453	36.234	28.100	220.4	13:51.593
9		1:41.468	37.047	36.331	28.090	220.8	15:33.061
10		1:41.387	37.406	35.927	28.054	218.1	17:14.448
11		1:41.172	37.000	35.972	28.200	218.6	18:55.620

91

Seb Murray

Tatuus MSV-022

Chris Dittmann Racing

Lap	D	Time	Sector 1	Sector 2	Sector 3	T. Spd	Elapsed
1		1:54.983	45.803	39.317	29.863	206.8	1:54.983
2		1:45.324	37.509	39.021	28.794	224.5	3:40.307
3		1:42.303	37.142	36.794	28.367	223.1	5:22.610
4		1:42.773	37.538	37.041	28.194	221.3	7:05.383
5		1:41.585	37.154	36.348	28.083	221.3	8:46.968
6		1:41.499	37.192	36.240	28.067	221.3	10:28.467
7		1:41.618	37.041	36.473	28.104	223.6	12:10.085
8		1:41.992	37.359	36.474	28.159	223.1	13:52.077
9		1:41.674	37.088	36.334	28.252	221.7	15:33.751
10		1:42.325	37.148	37.055	28.122	219.9	17:16.076
11		1:42.108	37.043	36.804	28.261	221.7	18:58.184





Hungaroring

GB3

Race - 2

Analysis by Lap



Num	Lap Time	Gap
Lap 1		
7	1:46.889	
22	1:47.719	00.830
21	1:48.729	01.840
16	1:49.176	02.287
10	1:49.613	02.724
20	1:49.999	03.110
3	1:50.769	03.880
11	1:51.039	04.150
2	1:51.415	04.526
33	1:51.725	04.836
18	1:52.143	05.254
55	1:52.535	05.646
32	1:52.812	05.923
12	1:53.350	06.461
5	1:53.670	06.781
62	1:53.972	07.083
17	1:54.143	07.254
41	1:54.493	07.604
15	1:54.851	07.962
91	1:54.983	08.094
23	1:58.516	11.627

Num	Lap Time	Gap
Lap 2		
7	1:40.307	
22	1:40.653	01.176
21	1:40.973	02.506
16	1:41.448	03.428
10	1:41.754	04.171
20	1:42.045	04.848
3	1:41.910	05.483
11	1:42.007	05.850
2	1:42.252	06.471
33	1:42.457	06.986
18	1:44.140	09.087
32	1:44.525	10.141
12	1:44.722	10.876
5	1:44.918	11.392
55	1:46.414	11.753
17	1:45.309	12.256
62	1:45.943	12.719
91	1:45.324	13.111
41	1:46.233	13.530
15	1:46.311	13.966
23	2:58.847	1:30.167

Num	Lap Time	Gap
Lap 3		
7	1:40.164	
22	1:40.162	01.174
21	1:40.455	02.797
16	1:40.897	04.161
10	1:41.184	05.191
20	1:41.080	05.764
3	1:41.332	06.651
11	1:41.356	07.042
2	1:41.454	07.761

Num	Lap Time	Gap
33	1:41.476	08.298
32	1:42.117	12.094
12	1:42.100	12.812
5	1:42.315	13.543
55	1:42.320	13.909
17	1:42.316	14.408
62	1:42.325	14.880
91	1:42.303	15.250
41	1:42.184	15.550
15	1:42.618	16.420
18	1:49.247	18.170
23	1:40.519	1:30.522

Num	Lap Time	Gap
Lap 4		
7	1:39.687	
22	1:39.599	01.086
21	1:40.054	03.164
16	1:40.667	05.141
10	1:40.653	06.157
20	1:41.115	07.192
3	1:40.960	07.924
11	1:40.901	08.256
2	1:41.260	09.334
33	1:41.191	09.802
32	1:41.394	13.801
12	1:41.746	14.871
17	1:41.579	16.300
5	1:43.265	17.121
62	1:42.294	17.487
55	1:43.735	17.957
91	1:42.773	18.336
41	1:43.061	18.924
15	1:42.736	19.469
23	1:39.873	1:30.708

Num	Lap Time	Gap
Lap 5		
7	1:39.652	
22	1:39.991	01.425
21	1:39.960	03.472
16	1:40.735	06.224
10	1:40.563	07.068
20	1:40.963	08.503
3	1:41.066	09.338
11	1:41.058	09.662
2	1:41.181	10.863
33	1:41.152	11.302
32	1:41.062	15.211
12	1:41.718	16.937
17	1:41.250	17.898
5	1:41.761	19.230
62	1:41.937	19.772
91	1:41.585	20.269
41	1:41.836	21.108
55	1:43.632	21.937
15	1:42.634	22.451
23	1:39.885	1:30.941

Num	Lap Time	Gap
Lap 6		
7	1:39.609	
22	1:39.821	01.637
21	1:39.884	03.747
16	1:40.411	07.026
10	1:40.571	08.030
20	1:40.653	09.547
3	1:40.820	10.549
11	1:40.917	10.970
2	1:41.120	12.374
33	1:41.112	12.805
32	1:40.866	16.468
12	1:41.550	18.878
17	1:41.363	19.652
5	1:41.658	21.279
62	1:41.674	21.837
91	1:41.499	22.159
41	1:41.255	22.754
55	1:41.662	23.990
15	1:41.888	24.730
18	5:46.213	2 Laps
23	1:39.599	1:30.931

Num	Lap Time	Gap
Lap 7		
7	1:39.584	
22	1:39.637	01.690
21	1:39.776	03.939
16	1:40.277	07.719
10	1:41.054	09.500
20	1:40.897	10.860
3	1:40.934	11.899
11	1:40.775	12.161
2	1:40.904	13.694
33	1:41.203	14.424
32	1:41.118	18.002
12	1:41.220	20.514
17	1:41.419	21.487
5	1:41.562	23.257
62	1:41.661	23.914
91	1:41.618	24.193
41	1:41.618	24.788
55	1:41.503	25.909
15	1:42.016	27.162
18	1:44.925	2 Laps
23	1:39.854	1:31.201

Num	Lap Time	Gap
Lap 8		
7	1:39.646	
22	1:39.848	01.892
21	1:39.725	04.018
16	1:40.312	08.385
10	1:40.285	10.139
20	1:41.065	12.279
11	1:42.261	14.776
3	1:43.750	16.003
2	1:42.612	16.660

Num	Lap Time	Gap
33	1:42.188	16.966
32	1:41.012	19.368
12	1:41.078	21.946
17	1:41.048	22.889
5	1:41.950	25.561
62	1:41.787	26.055
91	1:41.992	26.539
41	1:41.916	27.058
55	1:41.583	27.846
15	1:41.641	29.157
23	1:40.371	1:31.926

Num	Lap Time	Gap
Lap 9		
7	1:39.793	
22	1:39.947	02.046
21	1:39.804	04.029
16	1:40.524	09.116
10	1:40.475	10.821
20	1:40.986	13.472
11	1:39.850	14.833
3	1:41.141	17.351
2	1:41.264	18.131
33	1:41.730	18.903
32	1:40.795	20.370
12	1:41.312	23.465
17	1:41.304	24.400
62	1:41.468	27.730
5	1:42.055	27.823
91	1:41.674	28.420
41	1:41.628	28.893
55	1:41.996	30.049
15	1:41.898	31.262
23	1:40.008	1:32.141

Num	Lap Time	Gap
Lap 10		
7	1:39.670	
22	1:39.804	02.180
21	1:39.841	04.200
16	1:40.516	09.962
10	1:40.289	11.440
20	1:40.788	14.590
11	1:40.190	15.353
3	1:41.207	18.888
2	1:41.099	19.560
33	1:41.232	20.465
32	1:40.860	21.560
12	1:41.274	25.069
17	1:41.425	26.155
62	1:41.387	29.447
5	1:42.478	30.631
91	1:42.325	31.075
41	1:42.742	31.965
55	1:42.173	32.552
15	1:41.969	33.561
18	4:35.512	4 Laps
23	1:39.978	1:32.449

Num	Lap Time	Gap
Lap 11		
7	1:40.092	
22	1:39.907	01.995
21	1:39.989	04.097
16	1:40.736	10.606
10	1:40.460	11.808
20	1:41.207	15.705
11	1:40.782	16.043
3	1:41.293	20.089
2	1:41.460	20.928
33	1:41.324	21.697
32	1:41.097	22.565
12	1:41.347	26.324
17	1:42.145	28.208
62	1:41.172	30.527
5	1:42.075	32.614
91	1:42.108	33.091
41	1:41.878	33.751
55	1:42.085	34.545
15	1:42.323	35.792
18	1:41.011	4 Laps
23	1:40.072	1:32.429





Hungaroring

GB3

Race - 2

Best Sectors Results





Sector - 1				Sector - 2				Sector - 3				Ideal Lap vs Best Lap				
Clas	Nº	Driver	Time	Nº	Driver	Time	Nº	Driver	Time	Clas	Nº	Driver	Ideal Lap	Best Lap	Clas	
1	22	Tymek Kucharczyk	36.522	7	Louis Sharp	35.251	22	Tymek Kucharczyk	27.526	1	7	Louis Sharp	1:39.422	1:39.584	1	
2	7	Louis Sharp	36.570	23	Gerrard Xie	35.283	23	Gerrard Xie	27.575	2	22	Tymek Kucharczyk	1:39.451	1:39.599	2	
3	21	Will MacIntyre	36.635	21	Will MacIntyre	35.310	7	Louis Sharp	27.601	3	23	Gerrard Xie	1:39.544	1:39.599	3	
4	23	Gerrard Xie	36.686	11	John Bennett	35.341	21	Will MacIntyre	27.649	4	21	Will MacIntyre	1:39.594	1:39.725	4	
5	11	John Bennett	36.713	22	Tymek Kucharczyk	35.403	16	McKenzy Cresswell	27.718	5	11	John Bennett	1:39.815	1:39.850	5	
6	3	Noah Ping	36.777	10	Patrick Heuzenroeder	35.517	11	John Bennett	27.761	6	10	Patrick Heuzenroeder	1:40.170	1:40.285	7	
7	20	Jarrold Waberski	36.848	16	McKenzy Cresswell	35.594	10	Patrick Heuzenroeder	27.762	7	16	McKenzy Cresswell	1:40.206	1:40.277	6	
8	2	James Hedley	36.850	32	Shawn Rashid	35.779	12	Josh Irfan	27.913	8	20	Jarrold Waberski	1:40.627	1:40.653	8	
9	17	Nikita Johnson	36.862	20	Jarrold Waberski	35.862	32	Shawn Rashid	27.916	9	3	Noah Ping	1:40.717	1:40.820	10	
10	10	Patrick Heuzenroeder	36.891	33	Hugo Schwarze	35.914	20	Jarrold Waberski	27.917	10	32	Shawn Rashid	1:40.719	1:40.795	9	
11	16	McKenzy Cresswell	36.894	62	Colin Queen	35.927	3	Noah Ping	27.942	11	2	James Hedley	1:40.808	1:40.904	11	
12	41	Edward Pearson	36.998	2	James Hedley	35.942	18	Arthur Rogeon	27.950	12	33	Hugo Schwarze	1:40.914	1:41.112	15	
13	62	Colin Queen	37.000	3	Noah Ping	35.998	33	Hugo Schwarze	27.955	13	18	Arthur Rogeon	1:40.981	1:41.011	12	
14	18	Arthur Rogeon	37.013	18	Arthur Rogeon	36.018	17	Nikita Johnson	27.996	14	62	Colin Queen	1:40.981	1:41.172	16	
15	15	Aditya Kulkarni	37.020	12	Josh Irfan	36.035	2	James Hedley	28.016	15	17	Nikita Johnson	1:40.986	1:41.048	13	
16	32	Shawn Rashid	37.024	17	Nikita Johnson	36.128	5	Javier Sagrera	28.038	16	12	Josh Irfan	1:40.990	1:41.078	14	
17	91	Seb Murray	37.041	55	Flynn Jackes	36.131	62	Colin Queen	28.054	17	41	Edward Pearson	1:41.242	1:41.255	17	
18	12	Josh Irfan	37.042	41	Edward Pearson	36.153	91	Seb Murray	28.067	18	91	Seb Murray	1:41.348	1:41.499	18	
19	33	Hugo Schwarze	37.045	15	Aditya Kulkarni	36.224	41	Edward Pearson	28.091	19	5	Javier Sagrera	1:41.352	1:41.562	20	
20	5	Javier Sagrera	37.079	5	Javier Sagrera	36.235	55	Flynn Jackes	28.156	20	55	Flynn Jackes	1:41.387	1:41.503	19	
21	55	Flynn Jackes	37.100	91	Seb Murray	36.240	15	Aditya Kulkarni	28.220	21	15	Aditya Kulkarni	1:41.464	1:41.641	21	





Hungaroring
GB3
Race - 2
Leader Sequence



N°	Driver	Nat	Cat	Clas	Team	Nat	Vehicle	Start Lap	End Lap	Laps	Total Laps
7	Louis Sharp	 NZL			Rodin Motorsport	 GBR	Tatuus MSV-022	1	11	11	11



Hungaroring

GB3

Race - 2

Best 5 Lap Times



Cls	N°	Driver	Nat	Cat	Cls	Team	Nat	Vehicle	Best 1		Best 2		Best 3		Best 4		Best 5	
									Time	Lap	Time	Lap	Time	Lap	Time	Lap	Time	Lap
1	7	Louis Sharp				Rodin Motorsport		Tatuus MSV-022	1:39.584	7	1:39.609	6	1:39.646	8	1:39.652	5	1:39.670	10
2	22	Tymek Kucharczyk				Hitech Pulse-Eight		Tatuus MSV-022	1:39.599	4	1:39.637	7	1:39.804	10	1:39.821	6	1:39.848	8
3	23	Gerrard Xie				Hitech Pulse-Eight		Tatuus MSV-022	1:39.599	6	1:39.854	7	1:39.873	4	1:39.885	5	1:39.978	10
4	21	Will MacIntyre				Hitech Pulse-Eight		Tatuus MSV-022	1:39.725	8	1:39.776	7	1:39.804	9	1:39.841	10	1:39.884	6
5	11	John Bennett				JHR Developments		Tatuus MSV-022	1:39.850	9	1:40.190	10	1:40.775	7	1:40.782	11	1:40.901	4
6	16	McKenzy Cresswell				Elite Motorsport		Tatuus MSV-022	1:40.277	7	1:40.312	8	1:40.411	6	1:40.516	10	1:40.524	9
7	10	Patrick Heuzenroeder				JHR Developments		Tatuus MSV-022	1:40.285	8	1:40.289	10	1:40.460	11	1:40.475	9	1:40.563	5
8	20	Jarrod Waberski				Elite Motorsport		Tatuus MSV-022	1:40.653	6	1:40.788	10	1:40.897	7	1:40.963	5	1:40.986	9
9	32	Shawn Rashid				VRD by Arden		Tatuus MSV-022	1:40.795	9	1:40.860	10	1:40.866	6	1:41.012	8	1:41.062	5
10	3	Noah Ping				VRD by Arden		Tatuus MSV-022	1:40.820	6	1:40.934	7	1:40.960	4	1:41.066	5	1:41.141	9
11	2	James Hedley				Rodin Motorsport		Tatuus MSV-022	1:40.904	7	1:41.099	10	1:41.120	6	1:41.181	5	1:41.260	4
12	18	Arthur Rogeon				Rodin Motorsport		Tatuus MSV-022	1:41.011	7	1:44.140	2	1:44.925	5	1:49.247	3	1:52.143	1
13	17	Nikita Johnson				VRD by Arden		Tatuus MSV-022	1:41.048	8	1:41.250	5	1:41.304	9	1:41.363	6	1:41.419	7
14	12	Josh Irfan				JHR Developments		Tatuus MSV-022	1:41.078	8	1:41.220	7	1:41.274	10	1:41.312	9	1:41.347	11
15	33	Hugo Schwarze				Elite Motorsport		Tatuus MSV-022	1:41.112	6	1:41.152	5	1:41.191	4	1:41.203	7	1:41.232	10
16	62	Colin Queen				Fortec Motorsport		Tatuus MSV-022	1:41.172	11	1:41.387	10	1:41.468	9	1:41.661	7	1:41.674	6
17	41	Edward Pearson				Fortec Motorsport		Tatuus MSV-022	1:41.255	6	1:41.618	7	1:41.628	9	1:41.836	5	1:41.878	11
18	91	Seb Murray				Chris Dittmann Racing		Tatuus MSV-022	1:41.499	6	1:41.585	5	1:41.618	7	1:41.674	9	1:41.992	8
19	55	Flynn Jackes				Chris Dittmann Racing		Tatuus MSV-022	1:41.503	7	1:41.583	8	1:41.662	6	1:41.996	9	1:42.085	11
20	5	Javier Sagrera				Chris Dittmann Racing		Tatuus MSV-022	1:41.562	7	1:41.658	6	1:41.761	5	1:41.950	8	1:42.055	9
21	15	Aditya Kulkarni				Hillspeed		Tatuus MSV-022	1:41.641	8	1:41.888	6	1:41.898	9	1:41.969	10	1:42.016	7



Hungaroring

GB3

Race - 2

Best 5 Top Speeds



Clas	Nº	Driver	Nat	Cat	Cls	Team	Nat	Vehicle	Top 1		Top 2		Top 3		Top 4		Top 5		Avg
									Km/h	Lap	Km/h	Lap	Km/h	Lap	Km/h	Lap	Km/h	Lap	
1	91	Seb Murray		GBR		Chris Dittmann Racing		Tatuus MSV-022	224.5	2	223.6	7	223.1	3	223.1	8	221.7	9	223.2
2	17	Nikita Johnson		USA		VRD by Arden		Tatuus MSV-022	222.6	2	222.6	3	222.6	4	222.6	7	222.2	8	222.5
3	32	Shawn Rashid		USA		VRD by Arden		Tatuus MSV-022	222.2	2	219.9	3	219.9	11	219.5	7	219.0	10	220.1
4	11	John Bennett		GBR		JHR Developments		Tatuus MSV-022	221.7	8	221.3	6	220.8	7	220.4	2	220.4	3	220.9
5	41	Edward Pearson		GBR		Fortec Motorsport		Tatuus MSV-022	221.7	2	221.7	4	220.8	3	220.8	7	220.8	8	221.2
6	55	Flynn Jackes		AUS		Chris Dittmann Racing		Tatuus MSV-022	221.7	2	221.3	3	220.4	4	220.4	5	219.9	11	220.7
7	62	Colin Queen		USA		Fortec Motorsport		Tatuus MSV-022	221.7	3	221.3	4	221.3	7	220.8	5	220.8	9	221.2
8	2	James Hedley		GBR		Rodin Motorsport		Tatuus MSV-022	221.3	3	220.8	2	220.4	9	220.4	10	219.9	7	220.5
9	3	Noah Ping		USA		VRD by Arden		Tatuus MSV-022	220.8	3	220.8	7	219.5	2	219.5	4	219.0	5	219.9
10	5	Javier Sagrera		ESP		Chris Dittmann Racing		Tatuus MSV-022	220.8	2	219.5	3	218.1	10	217.7	6	217.7	7	218.8
11	10	Patrick Heuzenroeder		AUS		JHR Developments		Tatuus MSV-022	220.8	2	219.5	3	219.0	7	218.6	11	217.3	5	219.0
12	15	Aditya Kulkarni		GBR		Hillspeed		Tatuus MSV-022	220.8	2	220.4	7	219.9	3	219.9	5	219.9	6	220.2
13	33	Hugo Schwarze		DEU		Elite Motorsport		Tatuus MSV-022	220.8	6	220.4	7	220.4	9	219.9	2	219.5	8	220.2
14	22	Tymek Kucharczyk		POL		Hitech Pulse-Eight		Tatuus MSV-022	220.4	2	220.4	10	219.9	3	219.9	7	219.5	6	220.0
15	7	Louis Sharp		NZL		Rodin Motorsport		Tatuus MSV-022	219.9	2	219.5	7	219.0	3	219.0	6	219.0	8	219.3
16	16	McKenzy Cresswell		GBR		Elite Motorsport		Tatuus MSV-022	219.9	2	219.0	3	218.6	7	218.1	6	217.7	4	218.7
17	18	Arthur Rogeon		FRA		Rodin Motorsport		Tatuus MSV-022	219.9	2	216.8	3	216.8	7	215.1	5	189.1	1	211.5
18	20	Jarrold Waberski		ZAF		Elite Motorsport		Tatuus MSV-022	219.9	2	219.9	3	219.0	7	218.6	4	218.6	6	219.2
19	23	Gerrard Xie		CHN		Hitech Pulse-Eight		Tatuus MSV-022	219.9	6	219.5	11	219.0	9	218.6	7	218.6	8	219.1
20	21	Will MacIntyre		GBR		Hitech Pulse-Eight		Tatuus MSV-022	219.5	11	219.0	2	219.0	7	219.0	8	219.0	10	219.1
21	12	Josh Irfan		GBR		JHR Developments		Tatuus MSV-022	219.0	2	218.1	3	217.3	8	217.3	10	217.3	11	217.8



Hungaroring

GB3

Race - 2

Fastest Laps Sequence



Lap	Time of Day	Session Time	Nº Driver	Nat	Cat	Team	Nat	Vehicle	Time	Km/h
2	10:32:55.515	3:27.515	7 Louis Sharp		NEZ	Rodin Motorsport		Tatuus MSV-022	1:40.307	157.2
3	10:34:35.679	5:07.679	7 Louis Sharp		NEZ	Rodin Motorsport		Tatuus MSV-022	1:40.164	157.4
3	10:34:36.853	5:08.853	22 Tymek Kucharczyk		POL	Hitech Pulse-Eight		Tatuus MSV-022	1:40.162	157.4
4	10:36:15.366	6:47.366	7 Louis Sharp		NEZ	Rodin Motorsport		Tatuus MSV-022	1:39.687	158.2
4	10:36:16.452	6:48.452	22 Tymek Kucharczyk		POL	Hitech Pulse-Eight		Tatuus MSV-022	1:39.599	158.3
7	10:41:14.211	11:46.211	7 Louis Sharp		NEZ	Rodin Motorsport		Tatuus MSV-022	1:39.584	158.3



Hungaroring

GB3

Race - 2

Event Best Maximum Speed



Nº	Driver	Nat	Cat	Clas	Team	Nat	Vehicle	Km/h	Session
91	Seb Murray		GBR		Chris Dittmann Racing		Tatuus MSV-022	224.5	Race - 2
17	Nikita Johnson		USA		VRD by Arden		Tatuus MSV-022	222.6	Race - 2
10	Patrick Heuzenroeder		AUS		JHR Developments		Tatuus MSV-022	222.2	Free Practice - 1
32	Shawn Rashid		USA		VRD by Arden		Tatuus MSV-022	222.2	Race - 2
55	Flynn Jackes		AUS		Chris Dittmann Racing		Tatuus MSV-022	221.7	Race - 2
41	Edward Pearson		GBR		Fortec Motorsport		Tatuus MSV-022	221.7	Race - 2
62	Colin Queen		USA		Fortec Motorsport		Tatuus MSV-022	221.7	Race - 2
11	John Bennett		GBR		JHR Developments		Tatuus MSV-022	221.7	Race - 2
23	Gerrard Xie		CHN		Hitech Pulse-Eight		Tatuus MSV-022	221.3	Free Practice - 2
2	James Hedley		GBR		Rodin Motorsport		Tatuus MSV-022	221.3	Race - 2
21	Will MacIntyre		GBR		Hitech Pulse-Eight		Tatuus MSV-022	220.8	Free Practice - 1
22	Tymek Kucharczyk		POL		Hitech Pulse-Eight		Tatuus MSV-022	220.8	Free Practice - 2
5	Javier Sagrera		ESP		Chris Dittmann Racing		Tatuus MSV-022	220.8	Race - 2
15	Aditya Kulkarni		GBR		Hillspeed		Tatuus MSV-022	220.8	Race - 2
33	Hugo Schwarze		DEU		Elite Motorsport		Tatuus MSV-022	220.8	Race - 2
3	Noah Ping		USA		VRD by Arden		Tatuus MSV-022	220.8	Race - 2
7	Louis Sharp		NZL		Rodin Motorsport		Tatuus MSV-022	219.9	Free Practice - 1
20	Jarrod Waberski		ZAF		Elite Motorsport		Tatuus MSV-022	219.9	Free Practice - 1
16	McKenzy Cresswell		GBR		Elite Motorsport		Tatuus MSV-022	219.9	Race - 2
18	Arthur Rogeon		FRA		Rodin Motorsport		Tatuus MSV-022	219.9	Race - 2
12	Josh Irfan		GBR		JHR Developments		Tatuus MSV-022	219.5	Free Practice - 2
77	Javier Sagrera		ESP		Chris Dittmann Racing		Tatuus MSV-022	217.7	Private test - 1
67	James Hedley		GBR		Rodin Motorsport		Tatuus MSV-022	217.3	Private test - 2



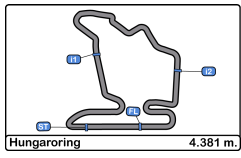
Hungaroring
GB3
Race - 2
Lap Chart



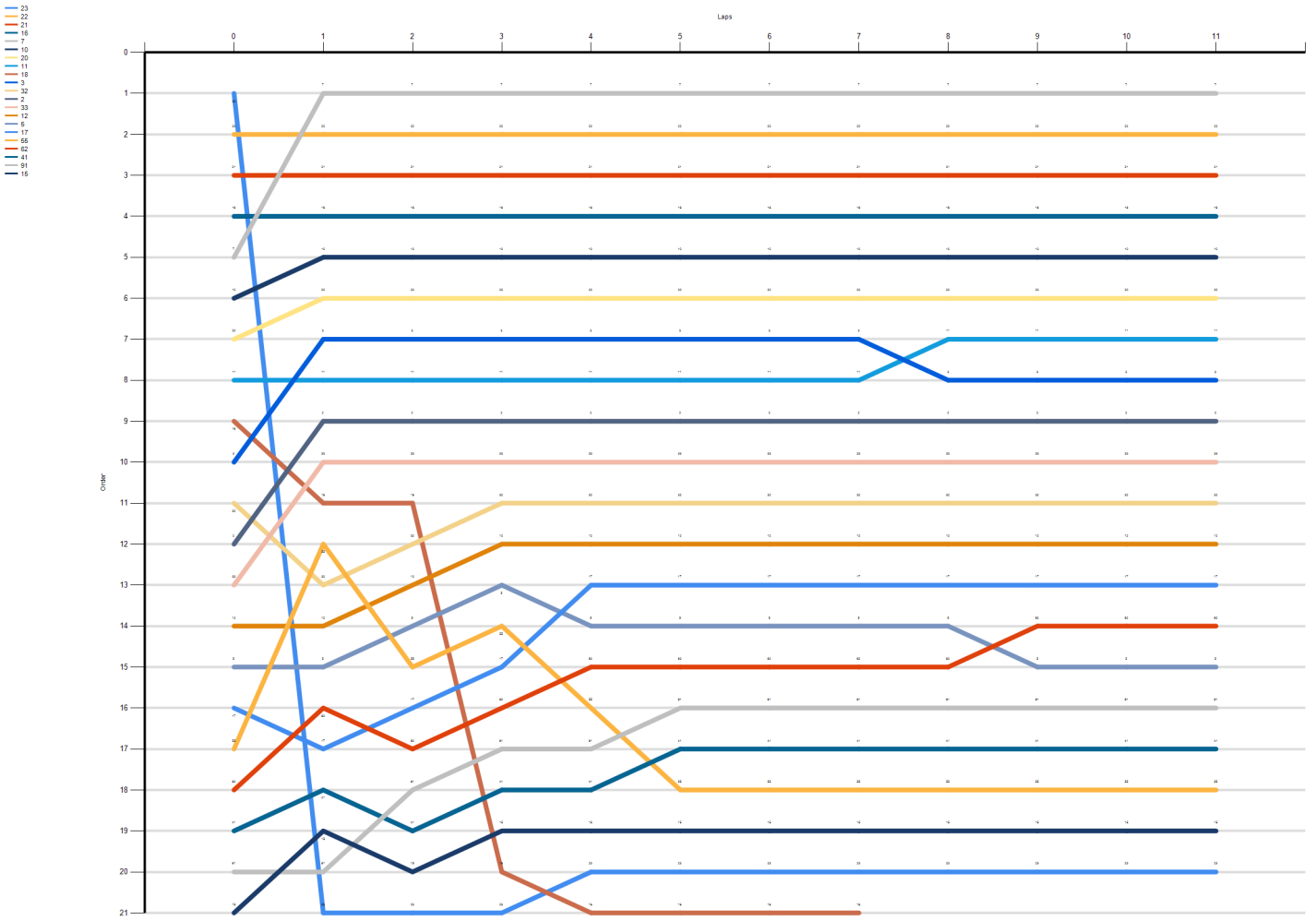
LAP

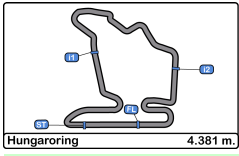
Nr	Pos	Grid	1	2	3	4	5	6	7	8	9	10	11
23	1	23	7	7	7	7	7	7	7	7	7	7	7
22	2	22	22	22	22	22	22	22	22	22	22	22	22
21	3	21	21	21	21	21	21	21	21	21	21	21	21
16	4	16	16	16	16	16	16	16	16	16	16	16	16
7	5	7	10	10	10	10	10	10	10	10	10	10	10
10	6	10	20	20	20	20	20	20	20	20	20	20	20
20	7	20	3	3	3	3	3	3	3	11	11	11	11
11	8	11	11	11	11	11	11	11	11	3	3	3	3
18	9	18	2	2	2	2	2	2	2	2	2	2	2
3	10	3	33	33	33	33	33	33	33	33	33	33	33
32	11	32	18	18	32	32	32	32	32	32	32	32	32
2	12	2	55	32	12	12	12	12	12	12	12	12	12
33	13	33	32	12	5	17	17	17	17	17	17	17	17
12	14	12	12	5	55	5	5	5	5	5	62	62	62
5	15	5	5	55	17	62	62	62	62	62	5	5	5
17	16	17	62	17	62	55	91	91	91	91	91	91	91
55	17	55	17	62	91	91	41	41	41	41	41	41	41
62	18	62	41	91	41	41	55	55	55	55	55	55	55
41	19	41	15	41	15	15	15	15	15	15	15	15	15
91	20	91	91	15	18	23	23	23	23	23	23	23	23
15	21	15	23	23	23	18	18	18	18				





Hungaroring
GB3
Race - 2
Graphic Lap Chart





Hungaroring

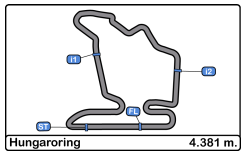
GB3

Race - 2

Pit Stop Analysis



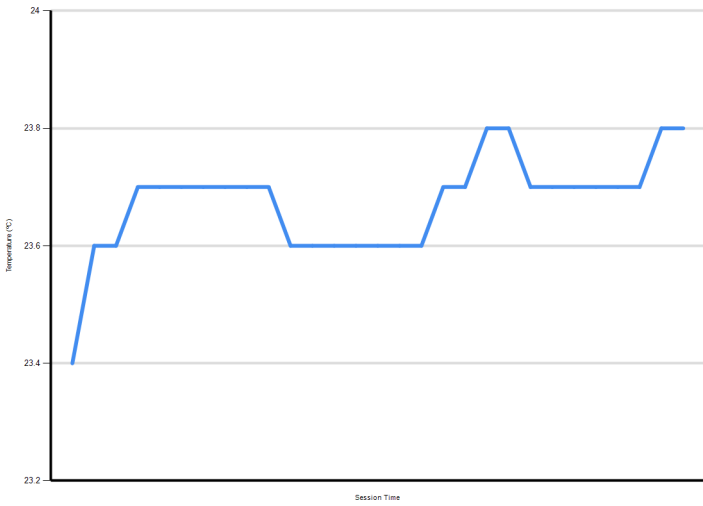
Or d.	Nr.	In Day Time	Team	Nat	Driver 1	Nat	Driver 2	Nat	Vehicle	Cat	In Time	Stop N°	Pit Time	Handicap	Diff.
1	23	10:31:23.749	Hitech Pulse-Eight	GBR	Gerrard Xie	CHN			Tatuus MSV-02		1:55.430	1	1:23.190		
2	18	10:34:51.323	Rodin Motorsport	GBR	Arthur Rogeon	FRA			Tatuus MSV-02		5:23.004	1	4:09.280		
3	18	10:42:22.470	Rodin Motorsport	GBR	Arthur Rogeon	FRA			Tatuus MSV-02		12:54.151	2	2:58.790		



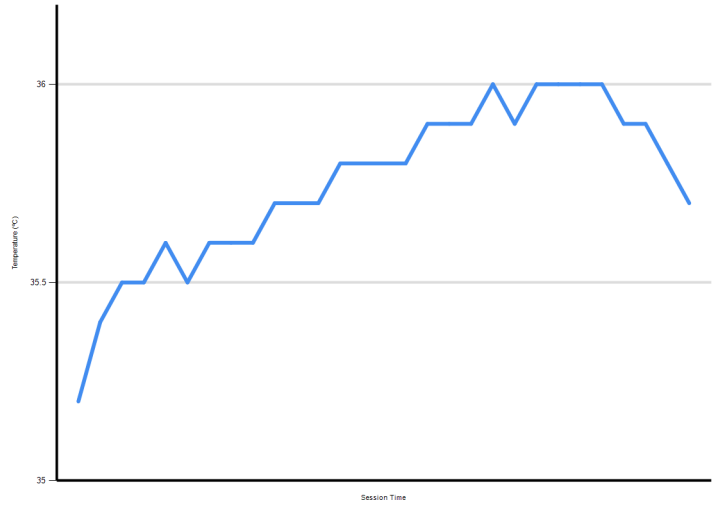
Hungaroring
GB3
Race - 2
Weather Report



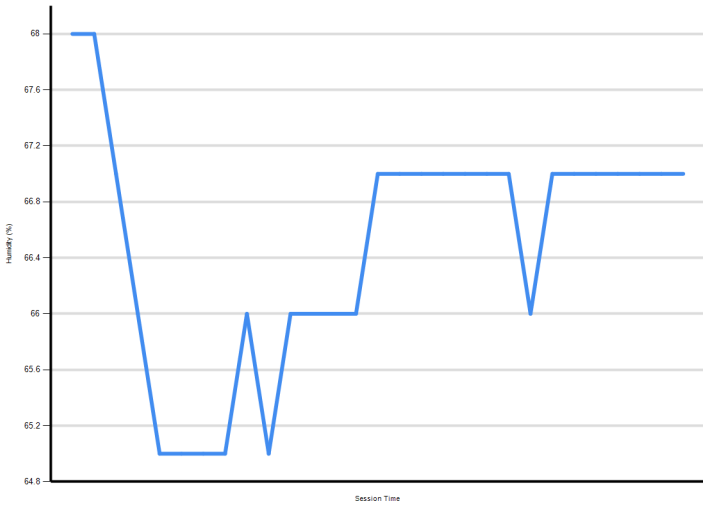
Air Temperature



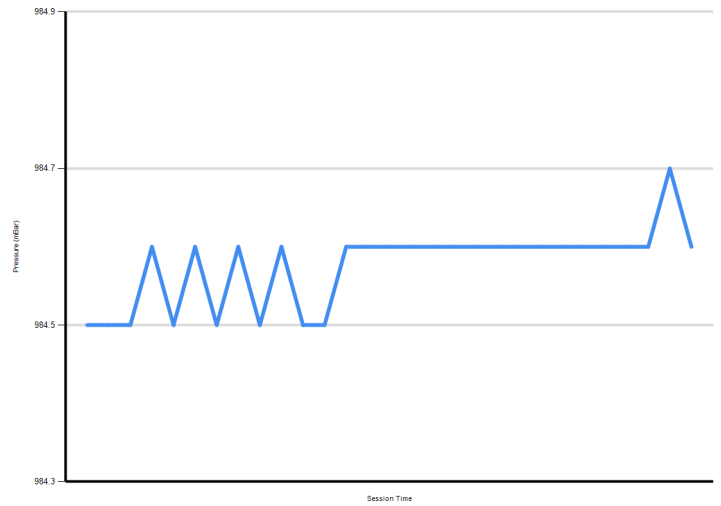
Track Temperature



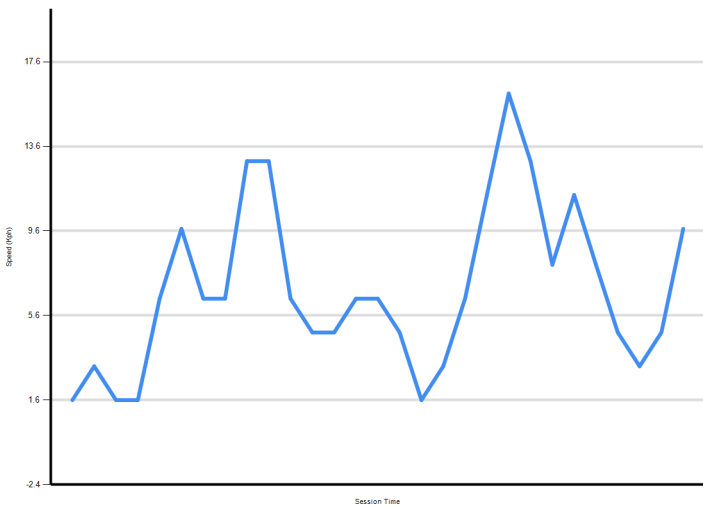
Humidity



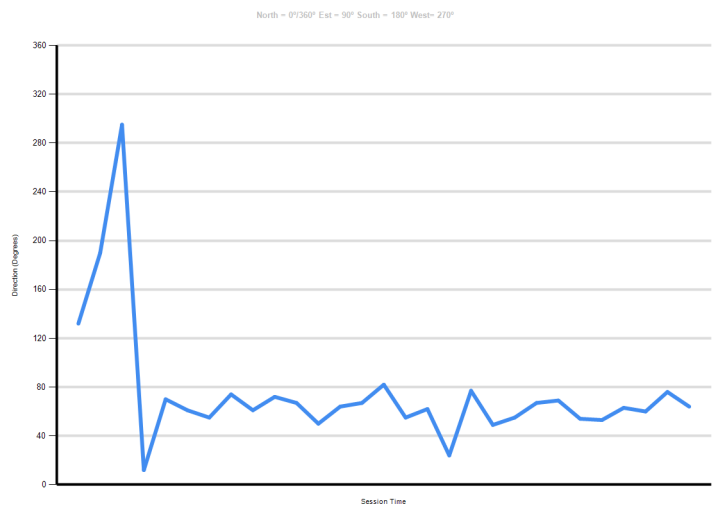
Pressure



Wind Speed



Wind direction



North = 0°/360° East = 90° South = 180° West = 270°

