

Hungaroring

Porsche Sixt Carrera Cup Deutschland Race - 2

Provisional Results



SIXT CARRERA CUP DEUTSCHLAND

Clas	Nº	Driver	Nat	Cat	Clas	Team	Nat	Vehicle	Laps	Total Time	Gap	Interval	Km/h	Best	Time	Km/h
1	24	Kas Haverkort	NLD	Rookie	1	UNISERVER by TEAM GP ELITE	NLD	Porsche 911 GT3	18	32:33.279			145.3	7	1:47.662	146.4
2	34	Theo Oeverhaus	DEU			Bonk Motorsport	DEU	Porsche 911 GT3	18	32:35.353	2.074	2.074	145.1	8	1:47.846	146.2
3	14	Robert de Haan	NLD	Rookie	2	Team75 Bernhard	DEU	Porsche 911 GT3	18	32:36.799	3.520	1.446	145.0	5	1:48.033	145.9
4	25	Ariel Levi	ISR			UNISERVER by TEAM GP ELITE	NLD	Porsche 911 GT3	18	32:37.269	3.990	0.470	145.0	6	1:47.949	146.1
5	21	Marvin Klein	FRA			Target	ITA	Porsche 911 GT3	18	32:37.985	4.706	0.716	144.9	5	1:48.060	145.9
6	1	Larry ten Voorde	NLD			Proton Huber Competition	DEU	Porsche 911 GT3	18	32:39.711	6.432	1.726	144.8	6	1:48.095	145.9
7	16	Flynt Schuring	NLD	Rookie	3	Team Proton Huber Competition	DEU	Porsche 911 GT3	18	32:40.312	7.033	0.601	144.8	6	1:48.222	145.7
8	23	Huib van Eijndhoven	NLD			UNISERVER by TEAM GP ELITE	NLD	Porsche 911 GT3	18	32:40.868	7.589	0.556	144.7	6	1:47.932	146.1
9	13	Alexander Tauscher	DEU			Proton Huber Competition	DEU	Porsche 911 GT3	18	32:42.957	9.678	2.089	144.6	8	1:48.225	145.7
10	19	Harry King	GBR			Allied-Racing	DEU	Porsche 911 GT3	18	32:43.799	10.520	0.842	144.5	8	1:48.318	145.6
11	44	James Kellett	GBR			ID Racing	DEU	Porsche 911 GT3	18	32:46.225	12.946	2.426	144.3	9	1:48.276	145.6
12	55	Colin Jamie	DEU	Rookie	4	CarTech Motorsport	DEU	Porsche 911 GT3	18	32:47.265	13.986	1.040	144.3	12	1:48.420	145.4
13	15	Janne Stiak	DEU			Team75 Bernhard	DEU	Porsche 911 GT3	18	32:51.235	17.956	3.970	144.0	4	1:48.367	145.5
14	31	Sebastian Freymuth	DEU			Proton Huber Competition	DEU	Porsche 911 GT3	18	32:53.588	20.309	2.353	143.8	6	1:48.601	145.2
15	98	Jan Seyffert	DEU			HP Racing [a-workx]	DEU	Porsche 911 GT3	18	32:57.945	24.666	4.357	143.5	8	1:48.570	145.2
16	91	Gian Luca Tüccaroglu	DEU	Rookie	5	HP Racing [a-workx]	DEU	Porsche 911 GT3	18	33:00.027	26.748	2.082	143.3	9	1:48.888	144.8
17	88	Horst Felix Felbermayr	AUT			Team Proton Huber Competition	DEU	Porsche 911 GT3	18	33:01.509	28.230	1.482	143.2	5	1:48.853	144.8
18	12	Senna van Soelen	NLD	Rookie	6	Target	ITA	Porsche 911 GT3	18	33:01.758	28.479	0.249	143.2	9	1:48.243	145.7
19	3	Nathan Schaap	NLD	Rookie	7	Allied-Racing	DEU	Porsche 911 GT3	18	33:02.389	29.110	0.631	143.2	6	1:48.912	144.8
20	42	Kiano Blum	AUT	Rookie	8	ID Racing	DEU	Porsche 911 GT3	18	33:04.659	31.380	2.270	143.0	5	1:48.874	144.8
21	43	Karol Kret	POL	Rookie	9	Bonk Motorsport	DEU	Porsche 911 GT3	18	33:11.530	38.251	6.871	142.5	18	1:48.773	144.9
22	5	Sören Spreng	DEU	ProAm	1	GP ELITE	NLD	Porsche 911 GT3	18	33:17.423	44.144	5.893	142.1	6	1:49.169	144.4
23	54	Michael Essmann	DEU	ProAm	2	CarTech Motorsport	DEU	Porsche 911 GT3	18	33:18.691	45.412	1.268	142.0	6	1:49.390	144.1
24	22	Samer Shahin	AUS	ProAm	3	GP ELITE	NLD	Porsche 911 GT3	18	33:25.330	52.051	6.639	141.5	6	1:49.465	144.0
25	84	Ahmad Alshehab	KWT	ProAm	4	CarTech Motorsport	DEU	Porsche 911 GT3	17	33:26.460	1 Lap	1 Lap	133.6	6	1:49.553	143.9

Fastest lap Kas Haverkort in 1:47.662 at 146.4 Km/h in lap 7

Published at:.....

Track Temp: 43.9 °C Air Temp: 25.4 °C Humidity: 61 % Track Status: DRY

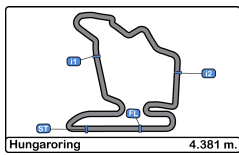
Race Director:

Luca Stegner

Timekeeper:

Luis Garcia
JOB-2654-ESP/M





Hungaroring
Porsche Sixt Carrera Cup Deutschland
Race - 2
Provisional Results by Category



SIXT
CARRERA CUP
DEUTSCHLAND

Rookie																
Clas	Nº	Driver	Nat	Cat	Clas	Team	Nat	Vehicle	Laps	Total Time	Gap	Interval	Km/h	Best	Time	Km/h
1	24	Kas Haverkort	NLD	Rook	1	UNISERVER by TEAM GP	NLD	Porsche 911 GT3	18	32:33.279			145.3	7	1:47.662	146.4
2	14	Robert de Haan	NLD	Rook	2	Team75 Bernhard	DEU	Porsche 911 GT3	18	32:36.799	3.520	3.520	145.0	5	1:48.033	145.9
3	16	Flynt Schuring	NLD	Rook	3	Team Proton Huber	DEU	Porsche 911 GT3	18	32:40.312	7.033	3.513	144.8	6	1:48.222	145.7
4	55	Colin Jamie	DEU	Rook	4	CarTech Motorsport	DEU	Porsche 911 GT3	18	32:47.265	13.986	6.953	144.3	12	1:48.420	145.4
5	91	Gian Luca Túccaroglu	DEU	Rook	5	HP Racing [a-workx]	DEU	Porsche 911 GT3	18	33:00.027	26.748	12.762	143.3	9	1:48.888	144.8
6	12	Senna van Soelen	NLD	Rook	6	Target	ITA	Porsche 911 GT3	18	33:01.758	28.479	1.731	143.2	9	1:48.243	145.7
7	3	Nathan Schaap	NLD	Rook	7	Allied-Racing	DEU	Porsche 911 GT3	18	33:02.389	29.110	0.631	143.2	6	1:48.912	144.8
8	42	Kiano Blum	DEU	Rook	8	ID Racing	DEU	Porsche 911 GT3	18	33:04.659	31.380	2.270	143.0	5	1:48.874	144.8
9	43	Karol Kret	POL	Rook	9	Bonk Motorsport	DEU	Porsche 911 GT3	18	33:11.530	38.251	6.871	142.5	18	1:48.773	144.9

Clas	Nº	Driver	Nat	Cat	Clas	Team	Nat	Vehicle	Laps	Total Time	Gap	Interval	Km/h	Best	Time	Km/h
1	34	Theo Oeverhaus	DEU			Bonk Motorsport	DEU	Porsche 911 GT3	18	32:35.353			145.1	8	1:47.846	146.2
2	25	Ariel Levi	ISR			UNISERVER by TEAM GP	NLD	Porsche 911 GT3	18	32:37.269	1.916	1.916	145.0	6	1:47.949	146.1
3	21	Marvin Klein	FRA			Target	ITA	Porsche 911 GT3	18	32:37.985	2.632	0.716	144.9	5	1:48.060	145.9
4	1	Larry ten Voorde	NLD			Proton Huber Competition	DEU	Porsche 911 GT3	18	32:39.711	4.358	1.726	144.8	6	1:48.095	145.9
5	23	Huib van Eijndhoven	NLD			UNISERVER by TEAM GP	NLD	Porsche 911 GT3	18	32:40.868	5.515	1.157	144.7	6	1:47.932	146.1
6	13	Alexander Tauscher	DEU			Proton Huber Competition	DEU	Porsche 911 GT3	18	32:42.957	7.604	2.089	144.6	8	1:48.225	145.7
7	19	Harry King	GBR			Allied-Racing	DEU	Porsche 911 GT3	18	32:43.799	8.446	0.842	144.5	8	1:48.318	145.6
8	44	James Kellett	GBR			ID Racing	DEU	Porsche 911 GT3	18	32:46.225	10.872	2.426	144.3	9	1:48.276	145.6
9	15	Janne Stiak	DEU			Team75 Bernhard	DEU	Porsche 911 GT3	18	32:51.235	15.882	5.010	144.0	4	1:48.367	145.5
10	31	Sebastian Freymuth	DEU			Proton Huber Competition	DEU	Porsche 911 GT3	18	32:53.588	18.235	2.353	143.8	6	1:48.601	145.2
11	98	Jan Seyffert	DEU			HP Racing [a-workx]	DEU	Porsche 911 GT3	18	32:57.945	22.592	4.357	143.5	8	1:48.570	145.2
12	88	Horst Felix Felbermayr	AUT			Team Proton Huber	DEU	Porsche 911 GT3	18	33:01.509	26.156	3.564	143.2	5	1:48.853	144.8

ProAm																
Clas	Nº	Driver	Nat	Cat	Clas	Team	Nat	Vehicle	Laps	Total Time	Gap	Interval	Km/h	Best	Time	Km/h
1	5	Sören Spreng	DEU	ProA	1	GP ELITE	NLD	Porsche 911 GT3	18	33:17.423			142.1	6	1:49.169	144.4
2	54	Michael Essmann	DEU	ProA	2	CarTech Motorsport	DEU	Porsche 911 GT3	18	33:18.691	1.268	1.268	142.0	6	1:49.390	144.1
3	22	Samer Shahin	AUS	ProA	3	GP ELITE	NLD	Porsche 911 GT3	18	33:25.330	7.907	6.639	141.5	6	1:49.465	144.0
4	84	Ahmad Alshehab	KWT	ProA	4	CarTech Motorsport	DEU	Porsche 911 GT3	17	33:26.460	1 Lap	1 Lap	133.6	6	1:49.553	143.9

Fastest lap Kas Haverkort in 1:47.662 at 146.4 Km/h in lap 7

Published at:.....

Track Temp: 43.9 °C Air Temp: 25.4 °C Humidity: 61 % Track Status: DRY

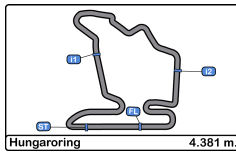
Race Director:

Luca Stegner

Timekeeper:

Luis Garcia
 JOB-2654-ESP/M





Hungaroring

Porsche Sixt Carrera Cup Deutschland
Race - 2

PORSCHE

SIXT
CARRERA CUP
DEUTSCHLAND

Provisional Classification by Driver Fastest Lap

Cl	N°	Entrant/Team	Nat	Vehicle	Driver	Nat	Cat	Cl	Laps	Best	Time	Gap	Interval	Km/h
1	24	UNISERVER by TEAM GP ELITE		Porsche 911 GT3 Cup	Kas Haverkort		Rookie	1	18	7	1:47.662			146.4
2	34	Bonk Motorsport		Porsche 911 GT3 Cup	Theo Oeverhaus				18	8	1:47.846	0.184	0.184	146.2
3	23	UNISERVER by TEAM GP ELITE		Porsche 911 GT3 Cup	Huub van Eijndhoven				18	6	1:47.932	0.270	0.086	146.1
4	25	UNISERVER by TEAM GP ELITE		Porsche 911 GT3 Cup	Ariel Levi				18	6	1:47.949	0.287	0.017	146.1
5	14	Team75 Bernhard		Porsche 911 GT3 Cup	Robert de Haan		Rookie	2	18	5	1:48.033	0.371	0.084	145.9
6	21	Target		Porsche 911 GT3 Cup	Marvin Klein				18	5	1:48.060	0.398	0.027	145.9
7	1	Proton Huber Competition		Porsche 911 GT3 Cup	Larry ten Voorde				18	6	1:48.095	0.433	0.035	145.9
8	16	Team Proton Huber Competition		Porsche 911 GT3 Cup	Flynt Schuring		Rookie	3	18	6	1:48.222	0.560	0.127	145.7
9	13	Proton Huber Competition		Porsche 911 GT3 Cup	Alexander Tauscher				18	8	1:48.225	0.563	0.003	145.7
10	12	Target		Porsche 911 GT3 Cup	Senna van Soelen		Rookie	4	18	9	1:48.243	0.581	0.018	145.7
11	44	ID Racing		Porsche 911 GT3 Cup	James Kellett				18	9	1:48.276	0.614	0.033	145.6
12	19	Allied-Racing		Porsche 911 GT3 Cup	Harry King				18	8	1:48.318	0.656	0.042	145.6
13	15	Team75 Bernhard		Porsche 911 GT3 Cup	Janne Stiak				18	4	1:48.367	0.705	0.049	145.5
14	55	CarTech Motorsport		Porsche 911 GT3 Cup	Colin Jamie Bönigha		Rookie	5	18	12	1:48.420	0.758	0.053	145.4
15	98	HP Racing [a-workx]		Porsche 911 GT3 Cup	Jan Seyffert				18	8	1:48.570	0.908	0.150	145.2
16	31	Proton Huber Competition		Porsche 911 GT3 Cup	Sebastian Freymuth				18	6	1:48.601	0.939	0.031	145.2
17	43	Bonk Motorsport		Porsche 911 GT3 Cup	Karol Kret		Rookie	6	18	18	1:48.773	1.111	0.172	144.9
18	88	Team Proton Huber Competition		Porsche 911 GT3 Cup	Horst Felix Felberma				18	5	1:48.853	1.191	0.080	144.8
19	42	ID Racing		Porsche 911 GT3 Cup	Kiano Blum		Rookie	7	18	5	1:48.874	1.212	0.021	144.8
20	91	HP Racing [a-workx]		Porsche 911 GT3 Cup	Gian Luca Tüccarogl		Rookie	8	18	9	1:48.888	1.226	0.014	144.8
21	3	Allied-Racing		Porsche 911 GT3 Cup	Nathan Schaap		Rookie	9	18	6	1:48.912	1.250	0.024	144.8
22	5	GP ELITE		Porsche 911 GT3 Cup	Sören Spreng		ProAm	1	18	6	1:49.169	1.507	0.257	144.4
23	54	CarTech Motorsport		Porsche 911 GT3 Cup	Michael Essmann		ProAm	2	18	6	1:49.390	1.728	0.221	144.1
24	22	GP ELITE		Porsche 911 GT3 Cup	Samer Shahin		ProAm	3	18	6	1:49.465	1.803	0.075	144.0
25	84	CarTech Motorsport		Porsche 911 GT3 Cup	Ahmad Alshehab		ProAm	4	17	6	1:49.553	1.891	0.088	143.9





Hungaroring

Porsche Sixt Carrera Cup Deutschland
Race - 2

Distance and Speed Average

PORSCHE

**SIXT
CARRERA CUP
DEUTSCHLAND**

Clas	Nº	Driver	Nat	Cat	Clas	Team	Nat	Vehicle	Laps	Distance	Total Time	Km/h
1	24	Kas Haverkort	NLD	Rookie	1	UNISERVER by TEAM GP ELITE	NLD	Porsche 911 GT3 Cup	18	78.85	32:33.279	145.3
2	34	Theo Oeverhaus	DEU			Bonk Motorsport	DEU	Porsche 911 GT3 Cup	18	78.85	32:35.353	145.1
3	14	Robert de Haan	NLD	Rookie	2	Team75 Bernhard	DEU	Porsche 911 GT3 Cup	18	78.85	32:36.799	145.0
4	25	Ariel Levi	ISR			UNISERVER by TEAM GP ELITE	NLD	Porsche 911 GT3 Cup	18	78.85	32:37.269	145.0
5	21	Marvin Klein	FRA			Target	ITA	Porsche 911 GT3 Cup	18	78.85	32:37.985	144.9
6	1	Larry ten Voorde	NLD			Proton Huber Competition	DEU	Porsche 911 GT3 Cup	18	78.85	32:39.711	144.8
7	16	Flynt Schuring	NLD	Rookie	3	Team Proton Huber Competition	DEU	Porsche 911 GT3 Cup	18	78.85	32:40.312	144.8
8	23	Huub van Eijndhoven	NLD			UNISERVER by TEAM GP ELITE	NLD	Porsche 911 GT3 Cup	18	78.85	32:40.868	144.7
9	13	Alexander Tauscher	DEU			Proton Huber Competition	DEU	Porsche 911 GT3 Cup	18	78.85	32:42.957	144.6
10	19	Harry King	GBR			Allied-Racing	DEU	Porsche 911 GT3 Cup	18	78.85	32:43.799	144.5
11	44	James Kellett	GBR			ID Racing	DEU	Porsche 911 GT3 Cup	18	78.85	32:46.225	144.3
12	55	Colin Jamie	DEU	Rookie	4	CarTech Motorsport	DEU	Porsche 911 GT3 Cup	18	78.85	32:47.265	144.3
13	15	Janne Stiak	DEU			Team75 Bernhard	DEU	Porsche 911 GT3 Cup	18	78.85	32:51.235	144.0
14	31	Sebastian Freymuth	DEU			Proton Huber Competition	DEU	Porsche 911 GT3 Cup	18	78.85	32:53.588	143.8
15	98	Jan Seyffert	DEU			HP Racing [a-workx]	DEU	Porsche 911 GT3 Cup	18	78.85	32:57.945	143.5
16	91	Gian Luca Tüccaroglu	DEU	Rookie	5	HP Racing [a-workx]	DEU	Porsche 911 GT3 Cup	18	78.85	33:00.027	143.3
17	88	Horst Felix Felbermayr	AUT			Team Proton Huber Competition	DEU	Porsche 911 GT3 Cup	18	78.85	33:01.509	143.2
18	12	Senna van Soelen	NLD	Rookie	6	Target	ITA	Porsche 911 GT3 Cup	18	78.85	33:01.758	143.2
19	3	Nathan Schaap	NLD	Rookie	7	Allied-Racing	DEU	Porsche 911 GT3 Cup	18	78.85	33:02.389	143.2
20	42	Kiano Blum	AUT	Rookie	8	ID Racing	DEU	Porsche 911 GT3 Cup	18	78.85	33:04.659	143.0
21	43	Karol Kret	POL	Rookie	9	Bonk Motorsport	DEU	Porsche 911 GT3 Cup	18	78.85	33:11.530	142.5
22	5	Sören Spreng	DEU	ProAm	1	GP ELITE	NLD	Porsche 911 GT3 Cup	18	78.85	33:17.423	142.1
23	54	Michael Essmann	DEU	ProAm	2	CarTech Motorsport	DEU	Porsche 911 GT3 Cup	18	78.85	33:18.691	142.0
24	22	Samer Shahin	AUS	ProAm	3	GP ELITE	NLD	Porsche 911 GT3 Cup	18	78.85	33:25.330	141.5
25	84	Ahmad Alshehab	MWT	ProAm	4	CarTech Motorsport	DEU	Porsche 911 GT3 Cup	17	74.47	33:26.460	133.6





Hungaroring

Porsche Sixt Carrera Cup Deutschland

Race - 2

Lap Analysis



SIXT CARRERA CUP DEUTSCHLAND

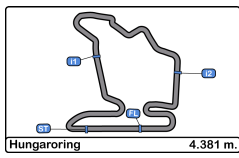
1 Larry ten Voorde Porsche 911 GT3 Cup **5** Sören Spreng Porsche 911 GT3 Cup
 Proton Huber Competition ProAm GP ELITE

Lap	D	Time	Sector 1	Sector 2	Sector 3	T. Spd	Elapsed	Lap	D	Time	Sector 1	Sector 2	Sector 3	T. Spd	Elapsed
1		1:55.985	44.684	40.549	30.752	188.1	1:55.985	1		2:01.577	47.807	42.020	31.750	206.1	2:01.577
2		1:48.600	38.576	39.808	30.216	227.8	3:44.585	2		1:50.542	39.243	40.566	30.733	227.8	3:52.119
3		1:48.404	38.462	39.695	30.247	228.3	5:32.989	3		1:49.538	38.863	40.282	30.393	227.3	5:41.657
4		1:48.320	38.451	39.620	30.249	228.8	7:21.309	4		1:50.544	39.061	40.677	30.806	226.8	7:32.201
5		1:48.320	38.436	39.764	30.120	228.8	9:09.629	5		1:49.257	38.726	40.194	30.337	227.3	9:21.458
6		1:48.095	38.412	39.668	30.015	227.8	10:57.724	6		1:49.169	38.667	40.123	30.379	226.8	11:10.627
7		1:48.230	38.398	39.650	30.182	228.8	12:45.954	7		1:49.695	38.760	40.476	30.459	226.8	13:00.322
8		1:48.386	38.382	39.872	30.132	229.2	14:34.340	8		1:50.327	38.912	40.884	30.531	228.3	14:50.649
9		1:48.436	38.513	39.706	30.217	228.8	16:22.776	9		1:50.029	38.805	40.429	30.795	227.3	16:40.678
10		1:48.399	38.456	39.763	30.180	229.2	18:11.175	10		1:50.325	38.877	40.463	30.985	227.3	18:31.003
11		1:48.491	38.319	39.794	30.378	229.2	19:59.666	11		1:50.387	38.726	40.805	30.856	227.3	20:21.390
12		1:48.465	38.350	39.810	30.305	228.8	21:48.131	12		1:50.525	38.738	40.517	31.270	226.8	22:11.915
13		1:48.504	38.539	39.690	30.275	228.8	23:36.635	13		1:50.236	38.897	40.569	30.770	227.3	24:02.151
14		1:48.567	38.408	39.841	30.318	229.7	25:25.202	14		1:51.061	38.865	41.297	30.899	227.8	25:53.212
15		1:48.378	38.446	39.679	30.253	228.8	27:13.580	15		1:51.623	39.023	41.737	30.863	227.3	27:44.835
16		1:48.379	38.337	39.784	30.258	229.2	29:01.959	16		1:51.624	39.174	40.533	31.917	227.3	29:36.459
17		1:48.845	38.437	39.894	30.514	229.7	30:50.804	17		1:50.514	39.033	40.735	30.746	226.4	31:26.973
18		1:48.907	38.402	39.952	30.553	228.3	32:39.711	18		1:50.450	39.205	40.362	30.883	226.8	33:17.423

3 Nathan Schaap Porsche 911 GT3 Cup **12** Senna van Soelen Porsche 911 GT3 Cup
 Rookie Allied-Racing Rookie Target

Lap	D	Time	Sector 1	Sector 2	Sector 3	T. Spd	Elapsed	Lap	D	Time	Sector 1	Sector 2	Sector 3	T. Spd	Elapsed
1		2:00.858	47.554	41.816	31.488	199.6	2:00.858	1		2:01.805	48.326	41.972	31.507	198.5	2:01.805
2		1:49.885	39.087	40.200	30.598	226.8	3:50.743	2		1:50.530	39.328	40.432	30.770	225.0	3:52.335
3		1:49.122	38.637	40.056	30.429	227.8	5:39.865	3		1:49.618	38.864	40.315	30.439	229.2	5:41.953
4		1:49.206	38.768	40.162	30.276	227.8	7:29.071	4		1:49.884	38.930	40.395	30.559	229.7	7:31.837
5		1:49.065	38.515	40.211	30.339	228.3	9:18.136	5		1:48.333	38.385	39.881	30.067	227.3	9:20.170
6		1:48.912	38.495	40.113	30.304	227.3	11:07.048	6		1:48.358	38.399	39.762	30.197	227.3	11:08.528
7		1:49.905	38.771	40.660	30.474	228.8	12:56.953	7		1:49.339	38.651	39.933	30.755	228.8	12:57.867
8		1:49.591	38.910	40.211	30.470	228.3	14:46.544	8		1:50.566	39.413	40.719	30.434	231.2	14:48.433
9		1:49.508	38.597	40.217	30.694	228.8	16:36.052	9		1:48.243	38.372	39.643	30.228	228.8	16:36.676
10		1:51.113	38.519	40.286	32.308	228.8	18:27.165	10		1:48.898	38.579	40.065	30.254	229.7	18:25.574
11		1:49.937	39.196	40.269	30.472	227.8	20:17.102	11		1:49.379	38.898	40.053	30.428	229.2	20:14.953
12		1:49.354	38.584	40.239	30.531	227.3	22:06.456	12		1:49.586	38.928	40.120	30.538	228.8	22:04.539
13		1:49.496	38.661	40.139	30.696	227.8	23:55.952	13		1:49.694	38.826	40.192	30.676	230.2	23:54.233
14		1:49.226	38.536	40.260	30.430	227.8	25:45.178	14		1:49.071	38.607	40.211	30.253	229.2	25:43.304
15		1:49.298	38.732	40.155	30.411	227.8	27:34.476	15		1:49.552	38.862	40.130	30.560	229.2	27:32.856
16		1:49.301	38.483	40.221	30.597	228.8	29:23.777	16		1:49.762	38.513	40.179	31.070	229.2	29:22.618
17		1:49.344	38.542	40.334	30.468	228.3	31:13.121	17		1:49.290	38.668	40.102	30.520	229.7	31:11.908
18		1:49.268	38.661	40.093	30.514	228.3	33:02.389	18		1:49.850	38.801	40.090	30.959	229.7	33:01.758





Hungaroring

Porsche Sixt Carrera Cup Deutschland

Race - 2

Lap Analysis



SIXT CARRERA CUP DEUTSCHLAND

13

Alexander Tauscher

Porsche 911 GT3 Cup

15

Janne Stiak

Porsche 911 GT3 Cup

Proton Huber Competition

Team75 Bernhard

Lap	D	Time	Sector 1	Sector 2	Sector 3	T. Spd	Elapsed	Lap	D	Time	Sector 1	Sector 2	Sector 3	T. Spd	Elapsed
1		1:56.691	45.346	40.629	30.716	192.8	1:56.691	1		1:58.629	45.957	41.904	30.768	200.7	1:58.629
2		1:49.200	38.807	40.217	30.176	227.3	3:45.891	2		1:49.365	38.803	40.144	30.418	227.8	3:47.994
3		1:48.612	38.625	39.820	30.167	227.3	5:34.503	3		1:49.523	38.559	39.984	30.980	229.2	5:37.517
4		1:48.778	38.652	39.793	30.333	226.8	7:23.281	4		1:48.367	38.409	39.756	30.202	227.8	7:25.884
5		1:49.143	38.644	40.345	30.154	227.3	9:12.424	5		1:48.656	38.509	39.886	30.261	228.8	9:14.540
6		1:48.374	38.633	39.688	30.053	228.3	11:00.798	6		1:48.483	38.484	39.797	30.202	228.8	11:03.023
7		1:48.307	38.469	39.799	30.039	228.3	12:49.105	7		1:48.642	38.447	39.943	30.252	228.8	12:51.665
8		1:48.225	38.352	39.723	30.150	228.8	14:37.330	8		1:48.611	38.468	39.952	30.191	229.7	14:40.276
9		1:48.378	38.550	39.714	30.114	228.3	16:25.708	9		1:48.752	38.494	39.939	30.319	228.8	16:29.028
10		1:48.298	38.512	39.645	30.141	229.2	18:14.006	10		1:49.221	38.436	40.268	30.517	229.7	18:18.249
11		1:48.444	38.488	39.719	30.237	228.3	20:02.450	11		1:49.246	38.352	39.923	30.971	228.8	20:07.495
12		1:48.501	38.477	39.804	30.220	228.8	21:50.951	12		1:49.100	38.532	40.024	30.544	228.8	21:56.595
13		1:48.669	38.623	39.786	30.260	228.8	23:39.620	13		1:49.011	38.582	40.007	30.422	227.8	23:45.606
14		1:48.444	38.474	39.742	30.228	229.2	25:28.064	14		1:48.924	38.534	40.014	30.376	228.8	25:34.530
15		1:48.338	38.469	39.732	30.137	229.2	27:16.402	15		1:49.277	38.636	39.909	30.732	229.2	27:23.807
16		1:48.991	38.795	39.931	30.265	229.2	29:05.393	16		1:49.252	38.408	40.127	30.717	229.2	29:13.059
17		1:48.722	38.644	39.836	30.242	229.7	30:54.115	17		1:49.145	38.435	40.050	30.660	229.2	31:02.204
18		1:48.842	38.530	39.840	30.472	228.8	32:42.957	18		1:49.031	38.484	40.128	30.419	229.2	32:51.235

14

Robert de Haan

Porsche 911 GT3 Cup

16

Flynt Schuring

Porsche 911 GT3 Cup

Rookie

Team75 Bernhard

Rookie

Team Proton Huber Competition

Lap	D	Time	Sector 1	Sector 2	Sector 3	T. Spd	Elapsed	Lap	D	Time	Sector 1	Sector 2	Sector 3	T. Spd	Elapsed
1		1:54.840	44.173	40.394	30.273	183.3	1:54.840	1		1:56.280	45.036	40.488	30.756	188.4	1:56.280
2		1:48.422	38.220	39.770	30.432	227.8	3:43.262	2		1:48.717	38.748	39.695	30.274	228.8	3:44.997
3		1:48.459	38.545	39.777	30.137	228.3	5:31.721	3		1:48.425	38.541	39.638	30.246	228.8	5:33.422
4		1:48.235	38.320	39.854	30.061	229.2	7:19.956	4		1:48.356	38.490	39.665	30.201	228.3	7:21.778
5		1:48.033	38.215	39.777	30.041	227.8	9:07.989	5		1:48.406	38.512	39.694	30.200	228.8	9:10.184
6		1:48.205	38.353	39.718	30.134	228.8	10:56.194	6		1:48.222	38.487	39.660	30.075	228.8	10:58.406
7		1:48.207	38.231	39.799	30.177	228.8	12:44.401	7		1:48.278	38.492	39.652	30.134	228.3	12:46.684
8		1:48.201	38.258	39.637	30.306	228.3	14:32.602	8		1:48.312	38.367	39.759	30.186	229.7	14:34.996
9		1:48.243	38.389	39.642	30.212	228.8	16:20.845	9		1:48.352	38.385	39.808	30.159	229.7	16:23.348
10		1:48.262	38.406	39.673	30.183	228.8	18:09.107	10		1:48.571	38.482	39.921	30.168	229.2	18:11.919
11		1:48.277	38.287	39.618	30.372	229.2	19:57.384	11		1:48.430	38.428	39.717	30.285	229.2	20:00.349
12		1:48.514	38.396	39.749	30.369	228.8	21:45.898	12		1:48.650	38.474	39.860	30.316	230.2	21:48.999
13		1:48.165	38.373	39.588	30.204	228.8	23:34.063	13		1:48.361	38.432	39.674	30.255	229.2	23:37.360
14		1:48.291	38.285	39.713	30.293	229.7	25:22.354	14		1:48.526	38.408	39.869	30.249	230.2	25:25.886
15		1:48.379	38.254	39.729	30.396	230.2	27:10.733	15		1:48.446	38.452	39.770	30.224	229.7	27:14.332
16		1:48.649	38.462	39.854	30.333	229.7	28:59.382	16		1:48.830	38.393	39.866	30.571	228.8	29:03.162
17		1:48.718	38.363	39.914	30.441	229.7	30:48.100	17		1:48.452	38.396	39.780	30.276	229.7	30:51.614
18		1:48.699	38.378	39.926	30.395	229.2	32:36.799	18		1:48.698	38.472	39.894	30.332	229.2	32:40.312





Hungaroring

Porsche Sixt Carrera Cup Deutschland

Race - 2

Lap Analysis



SIXT CARRERA CUP DEUTSCHLAND

19

Harry King

Porsche 911 GT3 Cup

22

Samer Shahin

Porsche 911 GT3 Cup

Allied-Racing ProAm

GP ELITE

Lap	D	Time	Sector 1	Sector 2	Sector 3	T. Spd	Elapsed	Lap	D	Time	Sector 1	Sector 2	Sector 3	T. Spd	Elapsed
1		1:57.270	45.639	41.019	30.612	196.7	1:57.270	1		2:01.993	48.419	42.383	31.191	210.5	2:01.993
2		1:49.390	38.840	40.249	30.301	227.3	3:46.660	2		1:51.238	39.890	40.670	30.678	227.3	3:53.231
3		1:48.785	38.543	39.901	30.341	227.8	5:35.445	3		1:50.184	39.325	40.311	30.548	227.3	5:43.415
4		1:48.461	38.561	39.756	30.144	227.8	7:23.906	4		1:49.862	39.195	40.295	30.372	226.8	7:33.277
5		1:48.806	38.579	40.086	30.141	227.8	9:12.712	5		1:49.642	38.920	40.289	30.433	226.8	9:22.919
6		1:48.570	38.652	39.826	30.092	229.2	11:01.282	6		1:49.465	38.821	40.282	30.362	226.8	11:12.384
7		1:48.388	38.360	39.943	30.085	228.8	12:49.670	7		1:51.955	38.903	41.059	31.993	227.8	13:04.339
8		1:48.318	38.357	39.844	30.117	228.8	14:37.988	8		1:51.523	39.543	40.501	31.479	230.2	14:55.862
9		1:48.496	38.332	39.948	30.216	228.8	16:26.484	9		1:50.422	39.340	40.516	30.566	228.8	16:46.284
10		1:48.819	38.329	39.900	30.590	229.2	18:15.303	10		1:51.622	38.934	40.630	32.058	228.3	18:37.906
11		1:48.341	38.388	39.688	30.265	228.8	20:03.644	11		1:50.873	39.427	40.619	30.827	229.7	20:28.779
12		1:48.523	38.511	39.776	30.236	228.3	21:52.167	12		1:50.090	39.157	40.314	30.619	227.3	22:18.869
13		1:48.703	38.491	39.869	30.343	227.8	23:40.870	13		1:50.424	39.095	40.732	30.597	227.3	24:09.293
14		1:48.437	38.474	39.733	30.230	228.8	25:29.307	14		1:50.253	38.954	40.666	30.633	228.8	25:59.546
15		1:48.669	38.392	39.855	30.422	228.8	27:17.976	15		1:50.072	39.014	40.556	30.502	228.3	27:49.618
16		1:48.473	38.400	39.787	30.286	229.2	29:06.449	16		1:53.546	39.311	40.997	33.238	227.8	29:43.164
17		1:48.700	38.479	39.878	30.343	228.8	30:55.149	17		1:50.542	38.776	40.851	30.915	226.8	31:33.706
18		1:48.650	38.514	39.884	30.252	227.8	32:43.799	18		1:51.624	39.368	41.342	30.914	228.3	33:25.330

21

Marvin Klein

Porsche 911 GT3 Cup

23

Huub van Eijndhoven

Porsche 911 GT3 Cup

Target

UNISERVER by TEAM GP ELITE

Lap	D	Time	Sector 1	Sector 2	Sector 3	T. Spd	Elapsed	Lap	D	Time	Sector 1	Sector 2	Sector 3	T. Spd	Elapsed
1		1:55.619	44.549	40.545	30.525	188.4	1:55.619	1		1:56.929	45.473	40.828	30.628	192.5	1:56.929
2		1:48.520	38.559	39.698	30.263	228.3	3:44.139	2		1:49.289	38.747	40.366	30.176	228.3	3:46.218
3		1:48.561	38.493	39.806	30.262	229.2	5:32.700	3		1:48.625	38.651	39.708	30.266	228.3	5:34.843
4		1:48.359	38.389	39.727	30.243	228.8	7:21.059	4		1:48.681	38.491	39.839	30.351	227.3	7:23.524
5		1:48.060	38.303	39.659	30.098	228.3	9:09.119	5		1:48.321	38.537	39.701	30.083	228.8	9:11.845
6		1:48.111	38.387	39.658	30.066	228.8	10:57.230	6		1:47.932	38.294	39.575	30.063	226.4	10:59.777
7		1:48.198	38.320	39.737	30.141	229.2	12:45.428	7		1:48.118	38.432	39.700	29.986	227.3	12:47.895
8		1:48.116	38.247	39.689	30.180	229.7	14:33.544	8		1:47.954	38.323	39.488	30.143	228.3	14:35.849
9		1:48.472	38.386	39.853	30.233	229.7	16:22.016	9		1:48.300	38.431	39.772	30.097	228.3	16:24.149
10		1:48.544	38.417	39.862	30.265	229.2	18:10.560	10		1:48.318	38.329	39.829	30.160	228.8	18:12.467
11		1:48.466	38.351	39.774	30.341	229.7	19:59.026	11		1:48.543	38.427	39.881	30.235	229.2	20:01.010
12		1:48.492	38.428	39.741	30.323	229.7	21:47.518	12		1:48.466	38.363	39.888	30.215	228.3	21:49.476
13		1:48.136	38.183	39.749	30.204	229.2	23:35.654	13		1:48.614	38.479	39.875	30.260	228.8	23:38.090
14		1:48.324	38.316	39.794	30.214	230.7	25:23.978	14		1:48.419	38.368	39.806	30.245	229.2	25:26.509
15		1:48.325	38.290	39.730	30.305	229.7	27:12.303	15		1:48.348	38.327	39.686	30.335	229.2	27:14.857
16		1:48.409	38.309	39.734	30.366	229.2	29:00.712	16		1:48.661	38.457	39.826	30.378	228.8	29:03.518
17		1:48.675	38.299	40.010	30.366	230.2	30:49.387	17		1:48.721	38.410	39.950	30.361	229.7	30:52.239
18		1:48.598	38.399	39.774	30.425	230.2	32:37.985	18		1:48.629	38.320	39.908	30.401	228.8	32:40.868





Hungaroring

Porsche Sixt Carrera Cup Deutschland

Race - 2

Lap Analysis



SIXT CARRERA CUP DEUTSCHLAND

24

Kas Haverkort

Porsche 911 GT3 Cup **31**

Sebastian Freymuth

Porsche 911 GT3 Cup

Rookie

UNISERVER by TEAM GP ELITE

Proton Huber Competition

Lap D	Time	Sector 1	Sector 2	Sector 3	T. Spd	Elapsed	Lap D	Time	Sector 1	Sector 2	Sector 3	T. Spd	Elapsed
1	1:53.412	43.574	39.570	30.268	180.9	1:53.412	1	1:59.920	47.316	41.787	30.817	202.6	1:59.920
2	1:47.974	38.365	39.450	30.159	225.4	3:41.386	2	1:49.651	38.894	40.236	30.521	227.8	3:49.571
3	1:47.935	38.348	39.511	30.076	225.9	5:29.321	3	1:48.777	38.560	39.870	30.347	228.3	5:38.348
4	1:47.717	38.408	39.268	30.041	226.4	7:17.038	4	1:48.725	38.558	39.806	30.361	227.8	7:27.073
5	1:47.745	38.214	39.334	30.197	226.4	9:04.783	5	1:48.809	38.618	39.823	30.368	228.8	9:15.882
6	1:48.224	38.467	39.560	30.197	226.8	10:53.007	6	1:48.601	38.429	39.677	30.495	228.3	11:04.483
7	1:47.662	38.330	39.300	30.032	226.8	12:40.669	7	1:48.805	38.551	39.896	30.358	229.2	12:53.288
8	1:47.851	38.310	39.394	30.147	227.3	14:28.520	8	1:48.654	38.488	39.772	30.394	229.2	14:41.942
9	1:48.097	38.396	39.509	30.192	227.3	16:16.617	9	1:48.632	38.446	39.717	30.469	229.2	16:30.574
10	1:48.150	38.360	39.611	30.179	227.3	18:04.767	10	1:49.057	38.644	39.935	30.478	230.2	18:19.631
11	1:48.963	38.211	39.551	31.201	227.3	19:53.730	11	1:49.003	38.447	39.846	30.710	230.2	20:08.634
12	1:48.160	38.228	39.643	30.289	227.8	21:41.890	12	1:49.057	38.712	39.818	30.527	229.2	21:57.691
13	1:48.032	38.382	39.428	30.222	227.8	23:29.922	13	1:48.999	38.585	39.839	30.575	229.7	23:46.690
14	1:48.573	38.273	39.949	30.351	227.8	25:18.495	14	1:49.227	38.712	40.093	30.422	229.7	25:35.917
15	1:48.790	38.802	39.723	30.265	228.3	27:07.285	15	1:49.586	38.446	39.772	31.368	229.7	27:25.503
16	1:48.377	38.380	39.674	30.323	228.3	28:55.662	16	1:49.114	38.683	39.840	30.591	228.8	29:14.617
17	1:48.494	38.370	39.771	30.353	227.3	30:44.156	17	1:49.595	38.755	40.070	30.770	229.7	31:04.212
18	1:49.123	38.398	40.154	30.571	227.8	32:33.279	18	1:49.376	38.690	39.889	30.797	227.8	32:53.588

25

Ariel Levi

Porsche 911 GT3 Cup **34**

Theo Oeverhaus

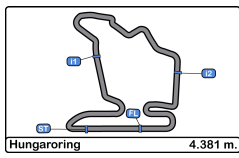
Porsche 911 GT3 Cup

UNISERVER by TEAM GP ELITE

Bonk Motorsport

Lap D	Time	Sector 1	Sector 2	Sector 3	T. Spd	Elapsed	Lap D	Time	Sector 1	Sector 2	Sector 3	T. Spd	Elapsed
1	1:55.171	44.408	40.410	30.353	186.8	1:55.171	1	1:54.268	43.892	39.989	30.387	181.5	1:54.268
2	1:48.542	38.542	39.818	30.182	227.8	3:43.713	2	1:48.680	38.530	39.794	30.356	225.9	3:42.948
3	1:48.492	38.505	39.802	30.185	227.8	5:32.205	3	1:48.453	38.552	39.748	30.153	225.9	5:31.401
4	1:48.211	38.328	39.648	30.235	227.3	7:20.416	4	1:48.036	38.350	39.583	30.103	225.9	7:19.437
5	1:48.214	38.427	39.656	30.131	227.8	9:08.630	5	1:48.067	38.421	39.655	29.991	225.9	9:07.504
6	1:47.949	38.331	39.580	30.038	227.8	10:56.579	6	1:48.016	38.429	39.573	30.014	226.8	10:55.520
7	1:48.290	38.346	39.799	30.145	228.8	12:44.869	7	1:48.236	38.641	39.592	30.003	226.8	12:43.756
8	1:48.208	38.279	39.750	30.179	228.8	14:33.077	8	1:47.846	38.342	39.432	30.072	227.3	14:31.602
9	1:48.350	38.392	39.744	30.214	228.8	16:21.427	9	1:48.040	38.232	39.657	30.151	227.3	16:19.642
10	1:48.479	38.400	39.837	30.242	228.8	18:09.906	10	1:48.016	38.307	39.530	30.179	227.8	18:07.658
11	1:48.433	38.357	39.733	30.343	228.8	19:58.339	11	1:48.416	38.278	39.711	30.427	227.3	19:56.074
12	1:48.415	38.389	39.747	30.279	228.3	21:46.754	12	1:48.326	38.420	39.673	30.233	227.8	21:44.400
13	1:48.299	38.395	39.720	30.184	227.8	23:35.053	13	1:48.131	38.388	39.607	30.136	226.8	23:32.531
14	1:48.110	38.304	39.608	30.198	229.2	25:23.163	14	1:49.024	39.083	39.749	30.192	227.8	25:21.555
15	1:48.322	38.275	39.615	30.432	229.2	27:11.485	15	1:48.373	38.389	39.608	30.376	227.8	27:09.928
16	1:48.608	38.465	39.768	30.375	228.3	29:00.093	16	1:48.409	38.374	39.742	30.293	227.8	28:58.337
17	1:48.711	38.531	39.781	30.399	228.8	30:48.804	17	1:48.372	38.338	39.685	30.349	227.8	30:46.709
18	1:48.465	38.419	39.695	30.351	228.3	32:37.269	18	1:48.644	38.425	39.764	30.455	226.8	32:35.353





Hungaroring

Porsche Sixt Carrera Cup Deutschland Race - 2

Lap Analysis



SIXT CARRERA CUP DEUTSCHLAND

42

Kiano Blum

Porsche 911 GT3 Cup **44**

James Kellett

Porsche 911 GT3 Cup

Rookie

ID Racing

ID Racing

Lap	D	Time	Sector 1	Sector 2	Sector 3	T. Spd	Elapsed	Lap	D	Time	Sector 1	Sector 2	Sector 3	T. Spd	Elapsed
1		2:01.311	47.922	42.212	31.177	207.2	2:01.311	1		1:57.740	46.210	40.968	30.562	198.8	1:57.740
2		1:50.114	39.223	40.317	30.574	227.3	3:51.425	2		1:49.323	38.864	40.092	30.367	226.8	3:47.063
3		1:49.274	38.812	40.081	30.381	227.8	5:40.699	3		1:48.742	38.598	39.859	30.285	227.8	5:35.805
4		1:49.313	38.861	40.169	30.283	227.8	7:30.012	4		1:48.664	38.590	39.821	30.253	227.3	7:24.469
5		1:48.874	38.780	39.884	30.210	227.8	9:18.886	5		1:48.734	38.637	39.948	30.149	227.8	9:13.203
6		1:48.923	38.733	39.983	30.207	228.8	11:07.809	6		1:48.668	38.491	40.020	30.157	228.3	11:01.871
7		1:49.891	38.813	40.228	30.850	228.8	12:57.700	7		1:48.570	38.460	39.884	30.226	228.3	12:50.441
8		1:51.114	39.389	41.047	30.678	229.7	14:48.814	8		1:48.596	38.409	39.872	30.315	228.8	14:39.037
9		1:49.149	38.833	40.061	30.255	228.8	16:37.963	9		1:48.276	38.422	39.732	30.122	228.3	16:27.313
10		1:49.500	38.645	40.239	30.616	229.2	18:27.463	10		1:48.657	38.420	40.012	30.225	228.8	18:15.970
11		1:50.138	39.034	40.685	30.419	230.2	20:17.601	11		1:48.747	38.433	39.931	30.383	229.2	20:04.717
12		1:49.335	38.784	40.115	30.436	229.2	22:06.936	12		1:48.641	38.475	39.873	30.293	227.8	21:53.358
13		1:49.413	38.705	40.230	30.478	229.2	23:56.349	13		1:48.567	38.415	39.796	30.356	228.3	23:41.925
14		1:49.474	38.760	40.199	30.515	230.7	25:45.823	14		1:48.634	38.403	39.986	30.245	228.8	25:30.559
15		1:50.286	38.713	40.171	31.402	228.8	27:36.109	15		1:48.767	38.403	39.962	30.402	228.8	27:19.326
16		1:49.639	38.830	40.270	30.539	229.2	29:25.748	16		1:48.977	38.589	39.934	30.454	228.3	29:08.303
17		1:49.626	38.740	40.191	30.695	228.8	31:15.374	17		1:48.975	38.447	40.095	30.433	228.3	30:57.278
18		1:49.285	38.674	40.073	30.538	229.2	33:04.659	18		1:48.947	38.475	40.057	30.415	228.8	32:46.225

43

Karol Kret

Porsche 911 GT3 Cup **54**

Michael Essmann

Porsche 911 GT3 Cup

Rookie

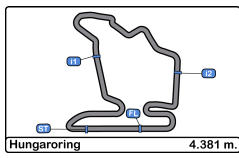
Bonk Motorsport

ProAm

CarTech Motorsport

Lap	D	Time	Sector 1	Sector 2	Sector 3	T. Spd	Elapsed	Lap	D	Time	Sector 1	Sector 2	Sector 3	T. Spd	Elapsed
1		2:03.134	48.891	43.005	31.238	211.3	2:03.134	1		2:02.766	49.000	42.529	31.237	208.8	2:02.766
2		1:51.485	39.775	40.883	30.827	227.8	3:54.619	2		1:51.537	39.719	41.087	30.731	227.3	3:54.303
3		1:50.020	39.367	40.147	30.506	226.8	5:44.639	3		1:51.938	39.876	40.596	31.466	225.9	5:46.241
4		1:49.814	39.091	40.317	30.406	226.4	7:34.453	4		1:49.867	39.000	40.289	30.578	225.4	7:36.108
5		1:49.494	38.925	40.100	30.469	227.8	9:23.947	5		1:49.557	39.026	40.051	30.480	225.9	9:25.665
6		1:49.503	38.948	40.159	30.396	228.3	11:13.450	6		1:49.390	38.778	40.094	30.518	225.4	11:15.055
7		1:50.722	39.089	40.135	31.498	229.2	13:04.172	7		1:50.767	38.908	40.388	31.471	226.4	13:05.822
8		1:51.478	38.974	40.392	32.112	226.8	14:55.650	8		1:50.258	38.840	40.273	31.145	227.3	14:56.080
9		1:49.496	39.262	39.752	30.482	226.4	16:45.146	9		1:50.690	39.404	40.681	30.605	227.3	16:46.770
10		1:49.173	38.727	39.966	30.480	226.4	18:34.319	10		1:50.912	38.927	40.356	31.629	227.3	18:37.682
11		1:49.239	38.700	40.061	30.478	226.8	20:23.558	11		1:50.609	39.109	40.203	31.297	225.4	20:28.291
12		1:49.756	38.899	40.126	30.731	227.3	22:13.314	12		1:50.021	39.064	40.205	30.752	225.9	22:18.312
13		1:49.431	38.734	39.979	30.718	227.3	24:02.745	13		1:50.397	39.225	40.452	30.720	226.4	24:08.709
14		1:50.765	38.646	41.136	30.983	227.8	25:53.510	14		1:50.251	38.933	40.279	31.039	227.3	25:58.960
15		1:50.352	38.962	40.604	30.786	227.8	27:43.862	15		1:49.621	38.876	40.143	30.602	226.8	27:48.581
16		1:49.814	38.940	40.015	30.859	225.9	29:33.676	16		1:49.693	39.008	40.045	30.640	225.9	29:38.274
17		1:49.081	38.792	39.919	30.370	225.9	31:22.757	17		1:49.636	38.808	40.243	30.585	226.4	31:27.910
18		1:48.773	38.700	39.846	30.227	226.8	33:11.530	18		1:50.781	38.941	40.342	31.498	225.4	33:18.691





Hungaroring

Porsche Sixt Carrera Cup Deutschland

Race - 2

Lap Analysis



SIXT CARRERA CUP DEUTSCHLAND

55

Colin Jamie Bönighausen

Porsche 911 GT3 Cup

88

Horst Felix Felbermayr

Porsche 911 GT3 Cup

Rookie

CarTech Motorsport

Team Proton Huber Competition

Lap	D	Time	Sector 1	Sector 2	Sector 3	T. Spd	Elapsed	Lap	D	Time	Sector 1	Sector 2	Sector 3	T. Spd	Elapsed
1		1:58.338	45.639	42.001	30.698	194.9	1:58.338	1		2:00.709	47.658	41.870	31.181	205.3	2:00.709
2		1:49.318	38.825	40.121	30.372	226.4	3:47.656	2		1:49.391	38.747	40.031	30.613	227.8	3:50.100
3		1:49.003	38.645	39.888	30.470	226.8	5:36.659	3		1:49.403	38.810	40.062	30.531	227.8	5:39.503
4		1:48.552	38.469	39.794	30.289	226.8	7:25.211	4		1:49.245	38.836	40.031	30.378	227.3	7:28.748
5		1:48.568	38.533	39.869	30.166	226.8	9:13.779	5		1:48.853	38.546	39.922	30.385	229.2	9:17.601
6		1:48.625	38.519	39.815	30.291	227.3	11:02.404	6		1:48.949	38.708	39.930	30.311	229.2	11:06.550
7		1:48.625	38.444	39.952	30.229	227.8	12:51.029	7		1:50.132	39.050	40.452	30.630	230.2	12:56.682
8		1:48.625	38.433	39.964	30.228	228.3	14:39.654	8		1:49.418	38.867	40.084	30.467	229.7	14:46.100
9		1:48.575	38.496	39.849	30.230	228.3	16:28.229	9		1:49.165	38.636	40.153	30.376	229.2	16:35.265
10		1:48.572	38.413	39.802	30.357	228.3	18:16.801	10		1:49.296	38.669	40.144	30.483	230.2	18:24.561
11		1:49.541	38.375	40.072	31.094	228.3	20:06.342	11		1:49.853	39.010	40.174	30.669	229.7	20:14.414
12		1:48.420	38.391	39.774	30.255	227.3	21:54.762	12		1:49.836	39.154	40.121	30.561	228.8	22:04.250
13		1:48.637	38.522	39.731	30.384	227.3	23:43.399	13		1:49.621	38.808	40.181	30.632	228.8	23:53.871
14		1:48.712	38.412	39.911	30.389	228.3	25:32.111	14		1:49.169	38.628	40.052	30.489	229.7	25:43.040
15		1:48.803	38.324	39.837	30.642	227.8	27:20.914	15		1:49.426	38.681	40.250	30.495	227.8	27:32.466
16		1:48.822	38.406	39.955	30.461	227.3	29:09.736	16		1:49.648	38.595	40.182	30.871	228.8	29:22.114
17		1:48.706	38.460	39.921	30.325	227.8	30:58.442	17		1:49.478	38.681	40.183	30.614	229.2	31:11.592
18		1:48.823	38.253	40.110	30.460	228.3	32:47.265	18		1:49.917	38.738	40.272	30.907	229.2	33:01.509

84

Ahmad Alshehab

Porsche 911 GT3 Cup

91

Gian Luca Tüccaroglu

Porsche 911 GT3 Cup

ProAm

CarTech Motorsport

Rookie

HP Racing [a-workx]

Lap	D	Time	Sector 1	Sector 2	Sector 3	T. Spd	Elapsed	Lap	D	Time	Sector 1	Sector 2	Sector 3	T. Spd	Elapsed
1		2:02.414	48.725	42.410	31.279	211.3	2:02.414	1		1:59.418	46.369	42.227	30.822	199.2	1:59.418
2		1:51.566	39.732	41.007	30.827	226.4	3:53.980	2		1:49.671	39.041	40.176	30.454	226.4	3:49.089
3		1:50.122	38.888	40.617	30.617	225.4	5:44.102	3		1:49.811	38.724	40.534	30.553	226.8	5:38.900
4		1:50.036	39.025	40.526	30.485	226.8	7:34.138	4		1:49.303	38.729	40.107	30.467	226.8	7:28.203
5		1:49.563	38.761	40.320	30.482	226.8	9:23.701	5		1:48.921	38.557	39.936	30.428	226.8	9:17.124
6		1:49.553	38.926	40.083	30.544	226.4	11:13.254	6		1:49.141	38.523	39.965	30.653	226.4	11:06.265
7		1:49.955	38.911	40.269	30.775	227.3	13:03.209	7		1:49.882	39.229	40.200	30.453	226.8	12:56.147
8		1:52.292	38.850	40.534	32.908	226.8	14:55.501	8		1:49.320	38.700	40.210	30.410	227.3	14:45.467
9		2:44.191 P	52.932	58.771	52.488	183.9	17:39.692	9		1:48.888	38.524	39.888	30.476	227.3	16:34.355
10		2:42.220	1:27.386	42.654	32.180		20:21.912	10		1:49.193	38.674	40.048	30.471	227.3	18:23.548
11		1:52.481	39.513	40.766	32.202	225.0	22:14.393	11		1:49.169	38.680	39.970	30.519	227.3	20:12.717
12		1:51.332	39.447	40.727	31.158	225.9	24:05.725	12		1:49.359	38.674	40.183	30.502	226.8	22:02.076
13		1:50.780	38.716	40.576	31.488	227.3	25:56.505	13		1:49.575	38.675	40.215	30.685	227.3	23:51.651
14		1:50.743	39.259	40.510	30.974	226.8	27:47.248	14		1:49.100	38.561	40.105	30.434	227.8	25:40.751
15		1:53.623	38.971	40.296	34.356	226.8	29:40.871	15		1:49.882	38.918	40.034	30.930	227.8	27:30.633
16		1:51.378	39.470	40.812	31.096	226.4	31:32.249	16		1:50.020	38.878	40.477	30.665	227.8	29:20.653
17		1:54.211	41.316	41.574	31.321	226.4	33:26.460	17		1:49.548	38.664	40.326	30.558	227.8	31:10.201
								18		1:49.826	38.798	40.505	30.523	226.8	33:00.027





Hungaroring

Porsche Sixt Carrera Cup Deutschland

Race - 2

Lap Analysis

PORSCHE

**SIXT
CARRERA CUP
DEUTSCHLAND**

98

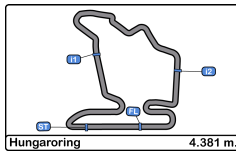
Jan Seyffert

Porsche 911 GT3 Cup

HP Racing [a-workx]

Lap	D	Time	Sector 1	Sector 2	Sector 3	T. Spd	Elapsed
1		1:58.954	46.597	41.533	30.824	205.7	1:58.954
2		1:49.374	38.948	39.949	30.477	227.3	3:48.328
3		1:49.450	38.517	39.938	30.995	228.8	5:37.778
4		1:48.596	38.630	39.781	30.185	227.3	7:26.374
5		1:48.641	38.405	39.795	30.441	228.3	9:15.015
6		1:48.840	38.772	39.666	30.402	227.3	11:03.855
7		1:48.656	38.541	39.897	30.218	228.3	12:52.511
8		1:48.570	38.574	39.752	30.244	228.3	14:41.081
9		1:49.148	38.672	40.011	30.465	227.3	16:30.229
10		1:48.815	38.600	39.830	30.385	228.3	18:19.044
11		1:49.240	38.601	39.740	30.899	228.3	20:08.284
12		1:48.774	38.614	39.778	30.382	228.3	21:57.058
13		1:48.985	38.617	39.809	30.559	228.8	23:46.043
14		1:48.976	38.619	39.853	30.504	229.2	25:35.019
15		1:55.223	38.855	39.799	36.569	229.2	27:30.242
16		1:49.434	38.621	40.121	30.692	226.8	29:19.676
17		1:49.212	38.451	40.171	30.590	227.3	31:08.888
18		1:49.057	38.624	39.923	30.510	227.8	32:57.945





Hungaroring

Porsche Sixt Carrera Cup Deutschland

Race - 2

Analysis by Lap



SIXT CARRERA CUP DEUTSCHLAND

Num	Lap Time	Gap
Lap 1		
24	1:53.412	
34	1:54.268	00.856
14	1:54.840	01.428
25	1:55.171	01.759
21	1:55.619	02.207
1	1:55.985	02.573
16	1:56.280	02.868
13	1:56.691	03.279
23	1:56.929	03.517
19	1:57.270	03.858
44	1:57.740	04.328
55	1:58.338	04.926
15	1:58.629	05.217
98	1:58.954	05.542
91	1:59.418	06.006
31	1:59.920	06.508
88	2:00.709	07.297
3	2:00.858	07.446
42	2:01.311	07.899
5	2:01.577	08.165
12	2:01.805	08.393
22	2:01.993	08.581
84	2:02.414	09.002
54	2:02.766	09.354
43	2:03.134	09.722

Num	Lap Time	Gap
Lap 2		
24	1:47.974	
34	1:48.680	01.562
14	1:48.422	01.876
25	1:48.542	02.327
21	1:48.520	02.753
1	1:48.600	03.199
16	1:48.717	03.611
13	1:49.200	04.505
23	1:49.289	04.832
19	1:49.390	05.274
44	1:49.323	05.677
55	1:49.318	06.270
15	1:49.365	06.608
98	1:49.374	06.942
91	1:49.671	07.703
31	1:49.651	08.185
88	1:49.391	08.714
3	1:49.885	09.357
42	1:50.114	10.039
5	1:50.542	10.733
12	1:50.530	10.949
22	1:51.238	11.845
84	1:51.566	12.594
54	1:51.537	12.917
43	1:51.485	13.233

Num	Lap Time	Gap
Lap 3		
24	1:47.935	

Num	Lap Time	Gap
34	1:48.453	02.080
14	1:48.459	02.400
25	1:48.492	02.884
21	1:48.561	03.379
1	1:48.404	03.668
16	1:48.425	04.101
13	1:48.612	05.182
23	1:48.625	05.522
19	1:48.785	06.124
44	1:48.742	06.484
55	1:49.003	07.338
15	1:49.523	08.196
98	1:49.450	08.457
31	1:48.777	09.027
91	1:49.811	09.579
88	1:49.403	10.182
3	1:49.122	10.544
42	1:49.274	11.378
5	1:49.538	12.336
12	1:49.618	12.632
22	1:50.184	14.094
84	1:50.122	14.781
43	1:50.020	15.318
54	1:51.938	16.920

Num	Lap Time	Gap
Lap 4		
24	1:47.717	
34	1:48.036	02.399
14	1:48.235	02.918
25	1:48.211	03.378
21	1:48.359	04.021
1	1:48.320	04.271
16	1:48.356	04.740
13	1:48.778	06.243
23	1:48.681	06.486
19	1:48.461	06.868
44	1:48.664	07.431
55	1:48.552	08.173
15	1:48.367	08.846
98	1:48.596	09.336
31	1:48.725	10.035
91	1:49.303	11.165
88	1:49.245	11.710
3	1:49.206	12.033
42	1:49.313	12.974
12	1:49.884	14.799
5	1:50.544	15.163
22	1:49.862	16.239
84	1:50.036	17.100
43	1:49.814	17.415
54	1:49.867	19.070

Num	Lap Time	Gap
Lap 5		
24	1:47.745	
34	1:48.067	02.721
14	1:48.033	03.206
25	1:48.214	03.847

Num	Lap Time	Gap
21	1:48.060	04.336
1	1:48.320	04.846
16	1:48.406	05.401
23	1:48.321	07.062
13	1:49.143	07.641
19	1:48.806	07.929
44	1:48.734	08.420
55	1:48.568	08.996
15	1:48.656	09.757
98	1:48.641	10.232
31	1:48.809	11.099
91	1:48.921	12.341
88	1:48.853	12.818
3	1:49.065	13.353
42	1:48.874	14.103
12	1:48.333	15.387
5	1:49.257	16.675
22	1:49.642	18.136
84	1:49.563	18.918
43	1:49.494	19.164
54	1:49.557	20.882

Num	Lap Time	Gap
Lap 6		
24	1:48.224	
34	1:48.016	02.513
14	1:48.205	03.187
25	1:47.949	03.572
21	1:48.111	04.223
1	1:48.095	04.717
16	1:48.222	05.399
23	1:47.932	06.770
13	1:48.374	07.791
19	1:48.570	08.275
44	1:48.668	08.864
55	1:48.625	09.397
15	1:48.483	10.016
98	1:48.840	10.848
31	1:48.601	11.476
91	1:49.141	13.258
88	1:48.949	13.543
3	1:48.912	14.041
42	1:48.923	14.802
12	1:48.358	15.521
5	1:49.169	17.620
22	1:49.465	19.377
84	1:49.553	20.247
43	1:49.503	20.443
54	1:49.390	22.048

Num	Lap Time	Gap
Lap 7		
24	1:47.662	
34	1:48.236	03.087
14	1:48.207	03.732
25	1:48.290	04.200
21	1:48.198	04.759
1	1:48.230	05.285
16	1:48.278	06.015

Num	Lap Time	Gap
23	1:48.118	07.226
13	1:48.307	08.436
19	1:48.388	09.001
44	1:48.570	09.772
55	1:48.625	10.360
15	1:48.642	10.996
98	1:48.656	11.842
31	1:48.805	12.619
91	1:49.882	15.478
88	1:50.132	16.013
3	1:49.905	16.284
42	1:49.891	17.031
12	1:49.339	17.198
5	1:49.695	19.653
84	1:49.955	22.540
43	1:50.722	23.503
22	1:51.955	23.670
54	1:50.767	25.153

Num	Lap Time	Gap
Lap 8		
24	1:47.851	
34	1:47.846	03.082
14	1:48.201	04.082
25	1:48.208	04.557
21	1:48.116	05.024
1	1:48.386	05.820
16	1:48.312	06.476
23	1:47.954	07.329
13	1:48.225	08.810
19	1:48.318	09.468
44	1:48.596	10.517
55	1:48.625	11.134
15	1:48.611	11.756
98	1:48.570	12.561
31	1:48.654	13.422
91	1:49.320	16.947
88	1:49.418	17.580
3	1:49.591	18.024
12	1:50.566	19.913
42	1:51.114	20.294
5	1:50.327	22.129
84	1:52.292	26.981
43	1:51.478	27.130
22	1:51.523	27.342
54	1:50.258	27.560

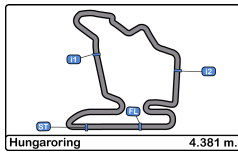
Num	Lap Time	Gap
Lap 9		
24	1:48.097	
34	1:48.040	03.025
14	1:48.243	04.228
25	1:48.350	04.810
21	1:48.472	05.399
1	1:48.436	06.159
16	1:48.352	06.731
23	1:48.300	07.532
13	1:48.378	09.091
19	1:48.496	09.867

Num	Lap Time	Gap
44	1:48.276	10.696
55	1:48.575	11.612
15	1:48.752	12.411
98	1:49.148	13.612
31	1:48.632	13.957
91	1:48.888	17.738
88	1:49.165	18.648
3	1:49.508	19.435
12	1:48.243	20.059
42	1:49.149	21.346
5	1:50.029	24.061
43	1:49.496	28.529
22	1:50.422	29.667
54	1:50.690	30.153
84	2:44.191	1:23.075

Num	Lap Time	Gap
Lap 10		
24	1:48.150	
34	1:48.016	02.891
14	1:48.262	04.340
25	1:48.479	05.139
21	1:48.544	05.793
1	1:48.399	06.408
16	1:48.571	07.152
23	1:48.318	07.700
13	1:48.298	09.239
19	1:48.819	10.536
44	1:48.657	11.203
55	1:48.572	12.034
15	1:49.221	13.482
98	1:48.815	14.277
31	1:49.057	14.864
91	1:49.193	18.781
88	1:49.296	19.794
12	1:48.898	20.807
3	1:51.113	22.398
42	1:49.500	22.696
5	1:50.325	26.236
43	1:49.173	29.552
54	1:50.912	32.915
22	1:51.622	33.139

Num	Lap Time	Gap
Lap 11		
24	1:48.963	
34	1:48.416	02.344
14	1:48.277	03.654
25	1:48.433	04.609
21	1:48.466	05.296
1	1:48.491	05.936
16	1:48.430	06.619
23	1:48.543	07.280
13	1:48.444	08.720
19	1:48.341	09.914
44	1:48.747	10.987
55	1:49.541	12.612
15	1:49.246	13.765
98	1:49.240	14.554





Hungaroring

Porsche Sixt Carrera Cup Deutschland Race - 2

Analysis by Lap



SIXT CARRERA CUP DEUTSCHLAND

Num	Lap Time	Gap
31	1:49.003	14.904
91	1:49.169	18.987
88	1:49.853	20.684
12	1:49.379	21.223
3	1:49.937	23.372
42	1:50.138	23.871
5	1:50.387	27.660
84	2:42.220	1 Lap
43	1:49.239	29.828
54	1:50.609	34.561
22	1:50.873	35.049

Num	Lap Time	Gap
Lap 12		
24	1:48.160	
34	1:48.326	02.510
14	1:48.514	04.008
25	1:48.415	04.864
21	1:48.492	05.628
1	1:48.465	06.241
16	1:48.650	07.109
23	1:48.466	07.586
13	1:48.501	09.061
19	1:48.523	10.277
44	1:48.641	11.468
55	1:48.420	12.872
15	1:49.100	14.705
98	1:48.774	15.168
31	1:49.057	15.801
91	1:49.359	20.186
88	1:49.836	22.360
12	1:49.586	22.649
3	1:49.354	24.566
42	1:49.335	25.046
5	1:50.525	30.025
43	1:49.756	31.424
84	1:52.481	1 Lap
54	1:50.021	36.422
22	1:50.090	36.979

Num	Lap Time	Gap
Lap 13		
24	1:48.032	
34	1:48.131	02.609
14	1:48.165	04.141
25	1:48.299	05.131
21	1:48.136	05.732
1	1:48.504	06.713
16	1:48.361	07.438
23	1:48.614	08.168
13	1:48.669	09.698
19	1:48.703	10.948
44	1:48.567	12.003
55	1:48.637	13.477
15	1:49.011	15.684
98	1:48.985	16.121
31	1:48.999	16.768
91	1:49.575	21.729
88	1:49.621	23.949

Num	Lap Time	Gap
12	1:49.694	24.311
3	1:49.496	26.030
42	1:49.413	26.427
5	1:50.236	32.229
43	1:49.431	32.823
84	1:51.332	1 Lap
54	1:50.397	38.787
22	1:50.424	39.371

Num	Lap Time	Gap
Lap 14		
24	1:48.573	
34	1:49.024	03.060
14	1:48.291	03.859
25	1:48.110	04.668
21	1:48.324	05.483
1	1:48.567	06.707
16	1:48.526	07.391
23	1:48.419	08.014
13	1:48.444	09.569
19	1:48.437	10.812
44	1:48.634	12.064
55	1:48.712	13.616
15	1:48.924	16.035
98	1:48.976	16.524
31	1:49.227	17.422
91	1:49.100	22.256
88	1:49.169	24.545
12	1:49.071	24.809
3	1:49.226	26.683
42	1:49.474	27.328
5	1:51.061	34.717
43	1:50.765	35.015
84	1:50.780	1 Lap
54	1:50.251	40.465
22	1:50.253	41.051

Num	Lap Time	Gap
Lap 15		
24	1:48.790	
34	1:48.373	02.643
14	1:48.379	03.448
25	1:48.322	04.200
21	1:48.325	05.018
1	1:48.378	06.295
16	1:48.446	07.047
23	1:48.348	07.572
13	1:48.338	09.117
19	1:48.669	10.691
44	1:48.767	12.041
55	1:48.803	13.629
15	1:49.277	16.522
31	1:49.586	18.218
98	1:55.223	22.957
91	1:49.882	23.348
88	1:49.426	25.181
12	1:49.552	25.571
3	1:49.298	27.191
42	1:50.286	28.824

Num	Lap Time	Gap
43	1:50.352	36.577
5	1:51.623	37.550
84	1:50.743	1 Lap
54	1:49.621	41.296
22	1:50.072	42.333

Num	Lap Time	Gap
Lap 16		
24	1:48.377	
34	1:48.409	02.675
14	1:48.649	03.720
25	1:48.608	04.431
21	1:48.409	05.050
1	1:48.379	06.297
16	1:48.830	07.500
23	1:48.661	07.856
13	1:48.991	09.731
19	1:48.473	10.787
44	1:48.977	12.641
55	1:48.822	14.074
15	1:49.252	17.397
31	1:49.114	18.955
98	1:49.434	24.014
91	1:50.020	24.991
88	1:49.648	26.452
12	1:49.762	26.956
3	1:49.301	28.115
42	1:49.639	30.086
43	1:49.814	38.014
5	1:51.624	40.797
54	1:49.693	42.612
84	1:53.623	1 Lap
22	1:53.546	47.502

Num	Lap Time	Gap
Lap 17		
24	1:48.494	
34	1:48.372	02.553
14	1:48.718	03.944
25	1:48.711	04.648
21	1:48.675	05.231
1	1:48.845	06.648
16	1:48.452	07.458
23	1:48.721	08.083
13	1:48.722	09.959
19	1:48.700	10.993
44	1:48.975	13.122
55	1:48.706	14.286
15	1:49.145	18.048
31	1:49.595	20.056
98	1:49.212	24.732
91	1:49.548	26.045
88	1:49.478	27.436
12	1:49.290	27.752
3	1:49.344	28.965
42	1:49.626	31.218
43	1:49.081	38.601
5	1:50.514	42.817
54	1:49.636	43.754

Num	Lap Time	Gap
84	1:51.378	1 Lap
22	1:50.542	49.550

Num	Lap Time	Gap
Lap 18		
24	1:49.123	
34	1:48.644	02.074
14	1:48.699	03.520
25	1:48.465	03.990
21	1:48.598	04.706
1	1:48.907	06.432
16	1:48.698	07.033
23	1:48.629	07.589
13	1:48.842	09.678
19	1:48.650	10.520
44	1:48.947	12.946
55	1:48.823	13.986
15	1:49.031	17.956
31	1:49.376	20.309
98	1:49.057	24.666
91	1:49.826	26.748
88	1:49.917	28.230
12	1:49.850	28.479
3	1:49.268	29.110
42	1:49.285	31.380
43	1:48.773	38.251
5	1:50.450	44.144
54	1:50.781	45.412
22	1:51.624	52.051
84	1:54.211	1 Lap





Hungaroring

Porsche Sixt Carrera Cup Deutschland Race - 2

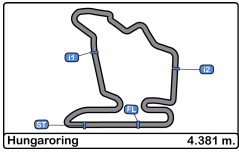
Best Sectors Results



SIXT CARRERA CUP DEUTSCHLAND

Sector - 1				Sector - 2				Sector - 3				Ideal Lap vs Best Lap				
Clas	Nº	Driver	Time	Nº	Driver	Time	Nº	Driver	Time	Clas	Nº	Driver	Ideal Lap	Best Lap	Clas	
1	21	Marvin Klein	38.183	24	Kas Haverkort	39.268	23	Huub van Eijndhoven	29.986	1	24	Kas Haverkort	1:47.511	1:47.662	1	
2	24	Kas Haverkort	38.211	34	Theo Oeverhaus	39.432	34	Theo Oeverhaus	29.991	2	34	Theo Oeverhaus	1:47.655	1:47.846	2	
3	14	Robert de Haan	38.215	23	Huub van Eijndhoven	39.488	1	Larry ten Voorde	30.015	3	23	Huub van Eijndhoven	1:47.768	1:47.932	3	
4	34	Theo Oeverhaus	38.232	25	Ariel Levi	39.580	24	Kas Haverkort	30.032	4	14	Robert de Haan	1:47.844	1:48.033	5	
5	55	Colin Jamie Bönighausen	38.253	14	Robert de Haan	39.588	25	Ariel Levi	30.038	5	25	Ariel Levi	1:47.893	1:47.949	4	
6	25	Ariel Levi	38.275	1	Larry ten Voorde	39.620	13	Alexander Tauscher	30.039	6	21	Marvin Klein	1:47.907	1:48.060	6	
7	23	Huub van Eijndhoven	38.294	16	Flynt Schuring	39.638	14	Robert de Haan	30.041	7	1	Larry ten Voorde	1:47.954	1:48.095	7	
8	1	Larry ten Voorde	38.319	12	Senna van Soelen	39.643	21	Marvin Klein	30.066	8	13	Alexander Tauscher	1:48.036	1:48.225	9	
9	19	Harry King	38.329	13	Alexander Tauscher	39.645	12	Senna van Soelen	30.067	9	16	Flynt Schuring	1:48.080	1:48.222	8	
10	13	Alexander Tauscher	38.352	21	Marvin Klein	39.658	16	Flynt Schuring	30.075	10	12	Senna van Soelen	1:48.082	1:48.243	10	
11	15	Janne Stiak	38.352	98	Jan Seyffert	39.666	19	Harry King	30.085	11	19	Harry King	1:48.102	1:48.318	12	
12	16	Flynt Schuring	38.367	31	Sebastian Freymuth	39.677	44	James Kellett	30.122	12	55	Colin Jamie	1:48.150	1:48.420	14	
13	12	Senna van Soelen	38.372	19	Harry King	39.688	55	Colin Jamie Bönighausen	30.166	13	98	Jan Seyffert	1:48.256	1:48.570	15	
14	44	James Kellett	38.403	55	Colin Jamie Bönighausen	39.731	98	Jan Seyffert	30.185	14	44	James Kellett	1:48.257	1:48.276	11	
15	98	Jan Seyffert	38.405	44	James Kellett	39.732	15	Janne Stiak	30.191	15	15	Janne Stiak	1:48.299	1:48.367	13	
16	31	Sebastian Freymuth	38.429	43	Karol Kret	39.752	42	Kiano Blum	30.207	16	31	Sebastian Freymuth	1:48.453	1:48.601	16	
17	3	Nathan Schaap	38.483	15	Janne Stiak	39.756	43	Karol Kret	30.227	17	43	Karol Kret	1:48.625	1:48.773	17	
18	91	Gian Luca Tüccaroglu	38.523	42	Kiano Blum	39.884	3	Nathan Schaap	30.276	18	42	Kiano Blum	1:48.736	1:48.874	19	
19	88	Horst Felix Felbermayr	38.546	91	Gian Luca Tüccaroglu	39.888	88	Horst Felix Felbermayr	30.311	19	88	Horst Felix Felbermayr	1:48.779	1:48.853	18	
20	42	Kiano Blum	38.645	88	Horst Felix Felbermayr	39.922	5	Sören Spreng	30.337	20	3	Nathan Schaap	1:48.815	1:48.912	21	
21	43	Karol Kret	38.646	54	Michael Essmann	40.045	31	Sebastian Freymuth	30.347	21	91	Gian Luca Tüccaroglu	1:48.821	1:48.888	20	
22	5	Sören Spreng	38.667	3	Nathan Schaap	40.056	22	Samer Shahin	30.362	22	5	Sören Spreng	1:49.127	1:49.169	22	
23	84	Ahmad Alshehab	38.716	84	Ahmad Alshehab	40.083	91	Gian Luca Tüccaroglu	30.410	23	84	Ahmad Alshehab	1:49.281	1:49.553	25	
24	22	Samer Shahin	38.776	5	Sören Spreng	40.123	54	Michael Essmann	30.480	24	54	Michael Essmann	1:49.303	1:49.390	23	
25	54	Michael Essmann	38.778	22	Samer Shahin	40.282	84	Ahmad Alshehab	30.482	25	22	Samer Shahin	1:49.420	1:49.465	24	





Hungaroring

Porsche Sixt Carrera Cup Deutschland

Race - 2

Leader Sequence

PORSCHE

**SIXT
CARRERA CUP
DEUTSCHLAND**

N°	Driver	Nat	Cat	Clas	Team	Nat	Vehicle	Start Lap	End Lap	Laps	Total Laps
24	Kas Haverkort		Rookie		UNISERVER by TEAM GP ELITE		Porsche 911 GT3 Cup	1	18	18	18





Hungaroring

Porsche Sixt Carrera Cup Deutschland Race - 2

Best 5 Lap Times



SIXT CARRERA CUP DEUTSCHLAND

Cls	N°	Driver	Nat	Cat	Cls	Team	Nat	Vehicle	Best 1		Best 2		Best 3		Best 4		Best 5	
									Time	Lap	Time	Lap	Time	Lap	Time	Lap	Time	Lap
1	24	Kas Haverkort	NLD	Rookie	1	UNISERVER by TEAM GP	NLD	Porsche 911 GT3 Cup	1:47.662	7	1:47.717	4	1:47.745	5	1:47.851	8	1:47.935	3
2	34	Theo Oeverhaus	DEU			Bonk Motorsport	DEU	Porsche 911 GT3 Cup	1:47.846	8	1:48.016	6	1:48.016	10	1:48.036	4	1:48.040	9
3	23	Huub van	NLD			UNISERVER by TEAM GP	NLD	Porsche 911 GT3 Cup	1:47.932	6	1:47.954	8	1:48.118	7	1:48.300	9	1:48.318	10
4	25	Ariel Levi	ISR			UNISERVER by TEAM GP	NLD	Porsche 911 GT3 Cup	1:47.949	6	1:48.110	14	1:48.208	8	1:48.211	4	1:48.214	5
5	14	Robert de Haan	NLD	Rookie	2	Team75 Bernhard	DEU	Porsche 911 GT3 Cup	1:48.033	5	1:48.165	13	1:48.201	8	1:48.205	6	1:48.207	7
6	21	Marvin Klein	FRA			Target	ITA	Porsche 911 GT3 Cup	1:48.060	5	1:48.111	6	1:48.116	8	1:48.136	13	1:48.198	7
7	1	Larry ten Voorde	NLD			Proton Huber Competition	DEU	Porsche 911 GT3 Cup	1:48.095	6	1:48.230	7	1:48.320	4	1:48.320	5	1:48.378	15
8	16	Flynt Schuring	NLD	Rookie	3	Team Proton Huber	DEU	Porsche 911 GT3 Cup	1:48.222	6	1:48.278	7	1:48.312	8	1:48.352	9	1:48.356	4
9	13	Alexander Tauscher	DEU			Proton Huber Competition	DEU	Porsche 911 GT3 Cup	1:48.225	8	1:48.298	10	1:48.307	7	1:48.338	15	1:48.374	6
10	12	Senna van Soelen	NLD	Rookie	4	Target	ITA	Porsche 911 GT3 Cup	1:48.243	9	1:48.333	5	1:48.358	6	1:48.898	10	1:49.071	14
11	44	James Kellett	GBR			ID Racing	DEU	Porsche 911 GT3 Cup	1:48.276	9	1:48.567	13	1:48.570	7	1:48.596	8	1:48.634	14
12	19	Harry King	GBR			Allied-Racing	DEU	Porsche 911 GT3 Cup	1:48.318	8	1:48.341	11	1:48.388	7	1:48.437	14	1:48.461	4
13	15	Janne Stiak	DEU			Team75 Bernhard	DEU	Porsche 911 GT3 Cup	1:48.367	4	1:48.483	6	1:48.611	8	1:48.642	7	1:48.656	5
14	55	Colin Jamie	DEU	Rookie	5	CarTech Motorsport	DEU	Porsche 911 GT3 Cup	1:48.420	12	1:48.552	4	1:48.568	5	1:48.572	10	1:48.575	9
15	98	Jan Seyffert	DEU			HP Racing [a-workx]	DEU	Porsche 911 GT3 Cup	1:48.570	8	1:48.596	4	1:48.641	5	1:48.656	7	1:48.774	12
16	31	Sebastian Freymuth	DEU			Proton Huber Competition	DEU	Porsche 911 GT3 Cup	1:48.601	6	1:48.632	9	1:48.654	8	1:48.725	4	1:48.777	3
17	43	Karol Kret	POL	Rookie	6	Bonk Motorsport	DEU	Porsche 911 GT3 Cup	1:48.773	18	1:49.081	17	1:49.173	10	1:49.239	11	1:49.431	13
18	88	Horst Felix Felbermayr	AUT			Team Proton Huber	DEU	Porsche 911 GT3 Cup	1:48.853	5	1:48.949	6	1:49.165	9	1:49.169	14	1:49.245	4
19	42	Kiano Blum	AUT	Rookie	7	ID Racing	DEU	Porsche 911 GT3 Cup	1:48.874	5	1:48.923	6	1:49.149	9	1:49.274	3	1:49.285	18
20	91	Gian Luca Tüccaroglu	DEU	Rookie	8	HP Racing [a-workx]	DEU	Porsche 911 GT3 Cup	1:48.888	9	1:48.921	5	1:49.100	14	1:49.141	6	1:49.169	11
21	3	Nathan Schaap	NLD	Rookie	9	Allied-Racing	DEU	Porsche 911 GT3 Cup	1:48.912	6	1:49.065	5	1:49.122	3	1:49.206	4	1:49.226	14
22	5	Sören Spreng	DEU	ProAm	1	GP ELITE	NLD	Porsche 911 GT3 Cup	1:49.169	6	1:49.257	5	1:49.538	3	1:49.695	7	1:50.029	9
23	54	Michael Essmann	DEU	ProAm	2	CarTech Motorsport	DEU	Porsche 911 GT3 Cup	1:49.390	6	1:49.557	5	1:49.621	15	1:49.636	17	1:49.693	16
24	22	Samer Shahin	AUS	ProAm	3	GP ELITE	NLD	Porsche 911 GT3 Cup	1:49.465	6	1:49.642	5	1:49.862	4	1:50.072	15	1:50.090	12
25	84	Ahmad Alshehab	KWT	ProAm	4	CarTech Motorsport	DEU	Porsche 911 GT3 Cup	1:49.553	6	1:49.563	5	1:49.955	7	1:50.036	4	1:50.122	3





Hungaroring

Porsche Sixt Carrera Cup Deutschland

Race - 2

Best 5 Top Speeds



SIXT CARRERA CUP DEUTSCHLAND

Clas	Nº	Driver	Nat	Cat	Cls	Team	Nat	Vehicle	Top 1		Top 2		Top 3		Top 4		Top 5		Avg		
									Km/h	Lap	Km/h	Lap	Km/h	Lap	Km/h	Lap	Km/h	Lap			
1	12	Senna van Soelen		NLD	Rookie	1	Target		ITA	Porsche 911 GT3 Cup	231.2	8	230.2	13	229.7	4	229.7	10	229.7	17	230.1
2	21	Marvin Klein		FRA			Target		ITA	Porsche 911 GT3 Cup	230.7	14	230.2	17	230.2	18	229.7	8	229.7	9	230.1
3	42	Kiano Blum		AUT	Rookie	2	ID Racing		DEU	Porsche 911 GT3 Cup	230.7	14	230.2	11	229.7	8	229.2	10	229.2	12	229.8
4	14	Robert de Haan		NLD	Rookie	3	Team75 Bernhard		DEU	Porsche 911 GT3 Cup	230.2	15	229.7	14	229.7	16	229.7	17	229.2	4	229.7
5	16	Flynt Schuring		NLD	Rookie	4	Team Proton Huber Competition		DEU	Porsche 911 GT3 Cup	230.2	12	230.2	14	229.7	8	229.7	9	229.7	15	229.9
6	22	Samer Shahin		AUS	ProAm	1	GP ELITE		NLD	Porsche 911 GT3 Cup	230.2	8	229.7	11	228.8	9	228.8	14	228.3	10	229.2
7	31	Sebastian Freymuth		DEU			Proton Huber Competition		DEU	Porsche 911 GT3 Cup	230.2	10	230.2	11	229.7	13	229.7	14	229.7	15	229.9
8	88	Horst Felix Felbermayr		AUT			Team Proton Huber Competition		DEU	Porsche 911 GT3 Cup	230.2	7	230.2	10	229.7	8	229.7	11	229.7	14	229.9
9	1	Larry ten Voorde		NLD			Proton Huber Competition		DEU	Porsche 911 GT3 Cup	229.7	14	229.7	17	229.2	8	229.2	10	229.2	11	229.4
10	13	Alexander Tauscher		DEU			Proton Huber Competition		DEU	Porsche 911 GT3 Cup	229.7	17	229.2	10	229.2	14	229.2	15	229.2	16	229.3
11	15	Janne Stiak		DEU			Team75 Bernhard		DEU	Porsche 911 GT3 Cup	229.7	8	229.7	10	229.2	3	229.2	15	229.2	16	229.4
12	23	Huib van Eijndhoven		NLD			UNISERVER by TEAM GP ELITE		NLD	Porsche 911 GT3 Cup	229.7	17	229.2	11	229.2	14	229.2	15	228.8	5	229.2
13	19	Harry King		GBR			Allied-Racing		DEU	Porsche 911 GT3 Cup	229.2	6	229.2	10	229.2	16	228.8	7	228.8	8	229.1
14	25	Ariel Levi		ISR			UNISERVER by TEAM GP ELITE		NLD	Porsche 911 GT3 Cup	229.2	14	229.2	15	228.8	7	228.8	8	228.8	9	229.0
15	43	Karol Kret		POL	Rookie	5	Bonk Motorsport		DEU	Porsche 911 GT3 Cup	229.2	7	228.3	6	227.8	2	227.8	5	227.8	14	228.2
16	44	James Kellett		GBR			ID Racing		DEU	Porsche 911 GT3 Cup	229.2	11	228.8	8	228.8	10	228.8	14	228.8	15	228.9
17	98	Jan Seyffert		DEU			HP Racing [a-workx]		DEU	Porsche 911 GT3 Cup	229.2	14	229.2	15	228.8	3	228.8	13	228.3	5	228.9
18	3	Nathan Schaap		NLD	Rookie	6	Allied-Racing		DEU	Porsche 911 GT3 Cup	228.8	7	228.8	9	228.8	10	228.8	16	228.3	5	228.7
19	5	Sören Spreng		DEU	ProAm	2	GP ELITE		NLD	Porsche 911 GT3 Cup	228.3	8	227.8	2	227.8	14	227.3	3	227.3	5	227.7
20	24	Kas Haverkort		NLD	Rookie	7	UNISERVER by TEAM GP ELITE		NLD	Porsche 911 GT3 Cup	228.3	15	228.3	16	227.8	12	227.8	13	227.8	14	228.0
21	55	Colin Jamie		DEU	Rookie	8	CarTech Motorsport		DEU	Porsche 911 GT3 Cup	228.3	8	228.3	9	228.3	10	228.3	11	228.3	14	228.3
22	34	Theo Oeverhaus		DEU			Bonk Motorsport		DEU	Porsche 911 GT3 Cup	227.8	10	227.8	12	227.8	14	227.8	15	227.8	16	227.8
23	91	Gian Luca Tüccaroglu		DEU	Rookie	9	HP Racing [a-workx]		DEU	Porsche 911 GT3 Cup	227.8	14	227.8	15	227.8	16	227.8	17	227.3	8	227.7
24	54	Michael Essmann		DEU	ProAm	3	CarTech Motorsport		DEU	Porsche 911 GT3 Cup	227.3	2	227.3	8	227.3	9	227.3	10	227.3	14	227.3
25	84	Ahmad Alshehab		KWT	ProAm	4	CarTech Motorsport		DEU	Porsche 911 GT3 Cup	227.3	7	227.3	13	226.8	4	226.8	5	226.8	8	227.0





Hungaroring

Porsche Sixt Carrera Cup Deutschland

Race - 2

Fastest Laps Sequence

PORSCHE

**SIXT
CARRERA CUP
DEUTSCHLAND**

Lap	Time of Day	Session Time	Nº	Driver	Nat	Cat	Team	Nat	Vehicle	Time	Km/h
2	12:12:05.344	3:41.344	24	Kas Haverkort		Rookie	UNISERVER by TEAM GP		Porsche 911 GT3	1:47.974	146.0
3	12:13:53.280	5:29.280	24	Kas Haverkort		Rookie	UNISERVER by TEAM GP		Porsche 911 GT3	1:47.935	146.1
4	12:15:40.997	7:16.997	24	Kas Haverkort		Rookie	UNISERVER by TEAM GP		Porsche 911 GT3	1:47.717	146.4
7	12:21:04.627	12:40.627	24	Kas Haverkort		Rookie	UNISERVER by TEAM GP		Porsche 911 GT3	1:47.662	146.4





Hungaroring

Porsche Sixt Carrera Cup Deutschland Race - 2

Event Best Maximum Speed



SIXT CARRERA CUP DEUTSCHLAND

N°	Driver	Nat	Cat	Clas	Team	Nat	Vehicle	Km/h	Session
16	Flynt Schuring		NLD	Rookie 1	Team Proton Huber Competition		Porsche 911 GT3 Cup	231.7	Private test - 1
13	Alexander Tauscher		DEU		Proton Huber Competition		Porsche 911 GT3 Cup	231.7	Private test - 1
1	Larry ten Voorde		NLD		Proton Huber Competition		Porsche 911 GT3 Cup	231.2	Private test - 1
88	Horst Felix Felbermayr		AUT		Team Proton Huber Competition		Porsche 911 GT3 Cup	231.2	Private test - 1
42	Kiano Blum		AUT	Rookie 2	ID Racing		Porsche 911 GT3 Cup	231.2	Free Practice
12	Senna van Soelen		NLD	Rookie 3	Target		Porsche 911 GT3 Cup	231.2	Race - 2
34	Theo Oeverhaus		DEU		Bonk Motorsport		Porsche 911 GT3 Cup	230.7	Private test - 1
24	Kas Haverkort		NLD	Rookie 4	UNISERVER by TEAM GP		Porsche 911 GT3 Cup	230.7	Free Practice
21	Marvin Klein		FRA		Target		Porsche 911 GT3 Cup	230.7	Race - 2
19	Harry King		GBR		Allied-Racing		Porsche 911 GT3 Cup	230.2	Private test - 1
43	Karol Kret		POL	Rookie 5	Bonk Motorsport		Porsche 911 GT3 Cup	230.2	Private test - 1
15	Janne Stiak		DEU		Team75 Bernhard		Porsche 911 GT3 Cup	230.2	Free Practice
98	Jan Seyffert		DEU		HP Racing [a-workx]		Porsche 911 GT3 Cup	230.2	Free Practice
44	James Kellett		GBR		ID Racing		Porsche 911 GT3 Cup	230.2	Free Practice
22	Samer Shahin		AUS	ProAm 1	GP ELITE		Porsche 911 GT3 Cup	230.2	Race - 2
31	Sebastian Freymuth		DEU		Proton Huber Competition		Porsche 911 GT3 Cup	230.2	Race - 2
14	Robert de Haan		NLD	Rookie 6	Team75 Bernhard		Porsche 911 GT3 Cup	230.2	Race - 2
3	Nathan Schaap		NLD	Rookie 7	Allied-Racing		Porsche 911 GT3 Cup	229.7	Private test - 1
25	Ariel Levi		ISR		UNISERVER by TEAM GP		Porsche 911 GT3 Cup	229.7	Free Practice
23	Huub van Eijndhoven		NLD		UNISERVER by TEAM GP		Porsche 911 GT3 Cup	229.7	Free Practice
55	Colin Jamie		DEU	Rookie 8	CarTech Motorsport		Porsche 911 GT3 Cup	229.2	Free Practice
91	Gian Luca Tüccaroglu		DEU	Rookie 9	HP Racing [a-workx]		Porsche 911 GT3 Cup	229.2	Free Practice
54	Michael Essmann		DEU	ProAm 2	CarTech Motorsport		Porsche 911 GT3 Cup	229.2	Free Practice
84	Ahmad Alshehab		KWT	ProAm 3	CarTech Motorsport		Porsche 911 GT3 Cup	229.2	Free Practice
5	Sören Spreng		DEU	ProAm 4	GP ELITE		Porsche 911 GT3 Cup	228.8	Private test - 1





Hungaroring

Porsche Sixt Carrera Cup Deutschland

Race - 2

Lap Chart

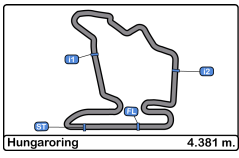
PORSCHE

**SIXT
CARRERA CUP
DEUTSCHLAND**

LAP

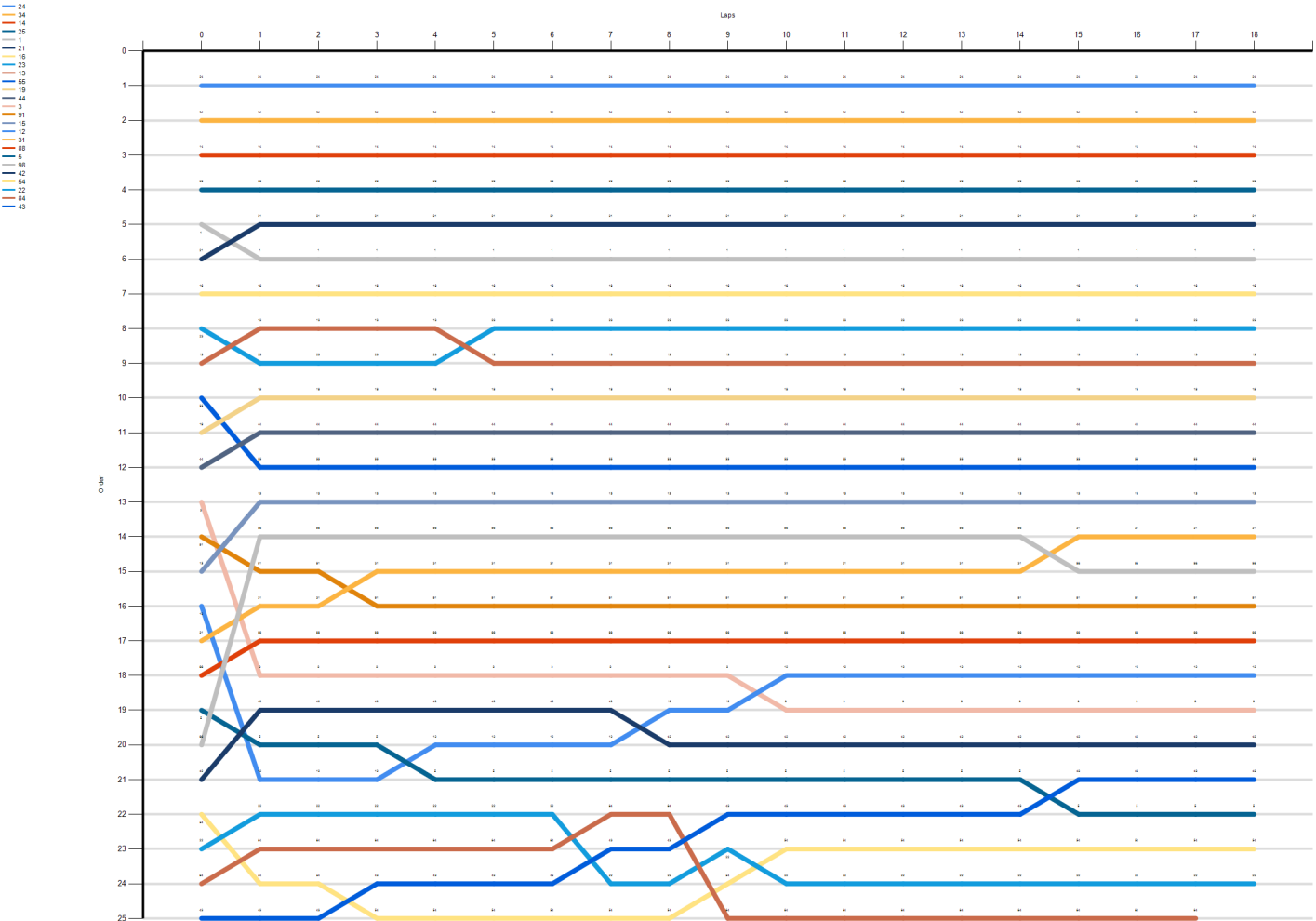
Nr	Pos	Grid	1	2	3	4	5	6	7	8	9	10	11	12	13	14	15	16	17	18
24	1	24	24	24	24	24	24	24	24	24	24	24	24	24	24	24	24	24	24	24
34	2	34	34	34	34	34	34	34	34	34	34	34	34	34	34	34	34	34	34	34
14	3	14	14	14	14	14	14	14	14	14	14	14	14	14	14	14	14	14	14	14
25	4	25	25	25	25	25	25	25	25	25	25	25	25	25	25	25	25	25	25	25
1	5	1	21	21	21	21	21	21	21	21	21	21	21	21	21	21	21	21	21	21
21	6	21	1	1	1	1	1	1	1	1	1	1	1	1	1	1	1	1	1	1
16	7	16	16	16	16	16	16	16	16	16	16	16	16	16	16	16	16	16	16	16
23	8	23	13	13	13	13	23	23	23	23	23	23	23	23	23	23	23	23	23	23
13	9	13	23	23	23	23	13	13	13	13	13	13	13	13	13	13	13	13	13	13
55	10	55	19	19	19	19	19	19	19	19	19	19	19	19	19	19	19	19	19	19
19	11	19	44	44	44	44	44	44	44	44	44	44	44	44	44	44	44	44	44	44
44	12	44	55	55	55	55	55	55	55	55	55	55	55	55	55	55	55	55	55	55
3	13	3	15	15	15	15	15	15	15	15	15	15	15	15	15	15	15	15	15	15
91	14	91	98	98	98	98	98	98	98	98	98	98	98	98	98	98	31	31	31	31
15	15	15	91	91	31	31	31	31	31	31	31	31	31	31	31	31	98	98	98	98
12	16	12	31	31	91	91	91	91	91	91	91	91	91	91	91	91	91	91	91	91
31	17	31	88	88	88	88	88	88	88	88	88	88	88	88	88	88	88	88	88	88
88	18	88	3	3	3	3	3	3	3	3	3	12	12	12	12	12	12	12	12	12
5	19	5	42	42	42	42	42	42	42	12	12	3	3	3	3	3	3	3	3	3
98	20	98	5	5	5	12	12	12	12	42	42	42	42	42	42	42	42	42	42	42
42	21	42	12	12	12	5	5	5	5	5	5	5	5	5	5	5	43	43	43	43
54	22	54	22	22	22	22	22	22	84	84	43	43	43	43	43	43	5	5	5	5
22	23	22	84	84	84	84	84	84	43	43	22	54	54	54	54	54	54	54	54	54
84	24	84	54	54	43	43	43	43	22	22	54	22	22	22	22	22	22	22	22	22
43	25	43	43	43	54	54	54	54	54	54	84	84	84	84	84	84	84	84	84	84

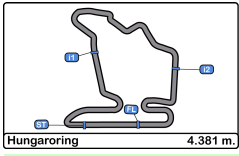




Hungaroring
Porsche Sixt Carrera Cup Deutschland
Race - 2
Graphic Lap Chart

PORSCHE
SIXT
CARRERA CUP
DEUTSCHLAND





Hungaroring

Porsche Sixt Carrera Cup Deutschland

Race - 2

Pit Stop Analysis

PORSCHE

SIXT
CARRERA CUP
DEUTSCHLAND

Or d.	Nr.	In Day Time	Team	Nat	Driver 1	Nat	Driver 2	Nat	Vehicle	Cat	In Time	Stop N°	Pit Time	Handicap	Diff.
1	84	12:26:01.066	CarTech Motorsport	DEU	Ahmad Alshehab	KWT			Porsche 911 GT3	ProAm	17:37.108	1	46.919		





Hungaroring

Porsche Sixt Carrera Cup Deutschland

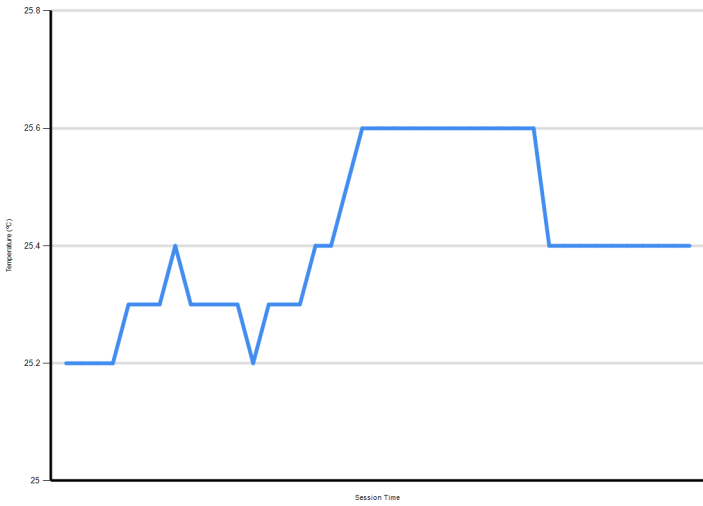
Race - 2

Weather Report

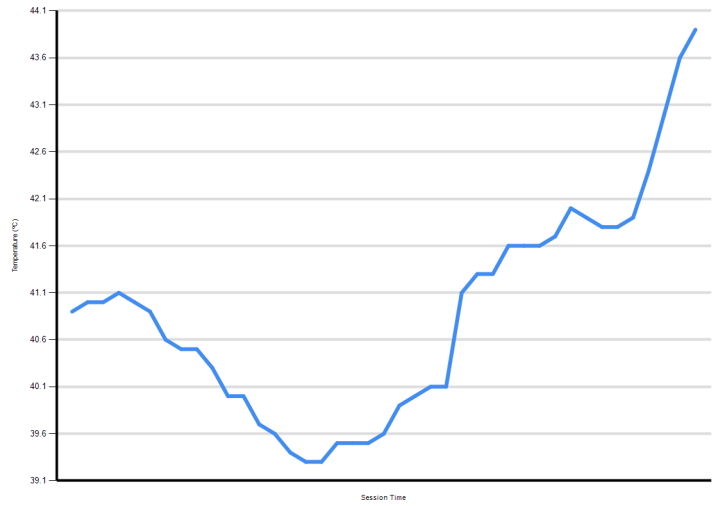
PORSCHE

**SIXT
CARRERA CUP
DEUTSCHLAND**

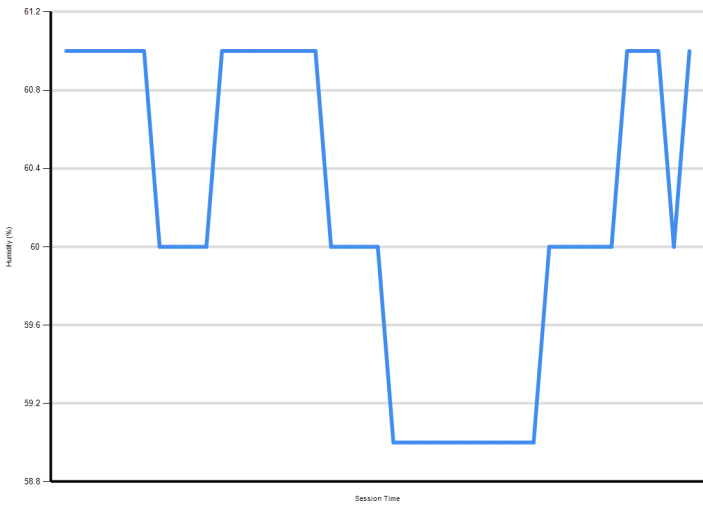
Air Temperature



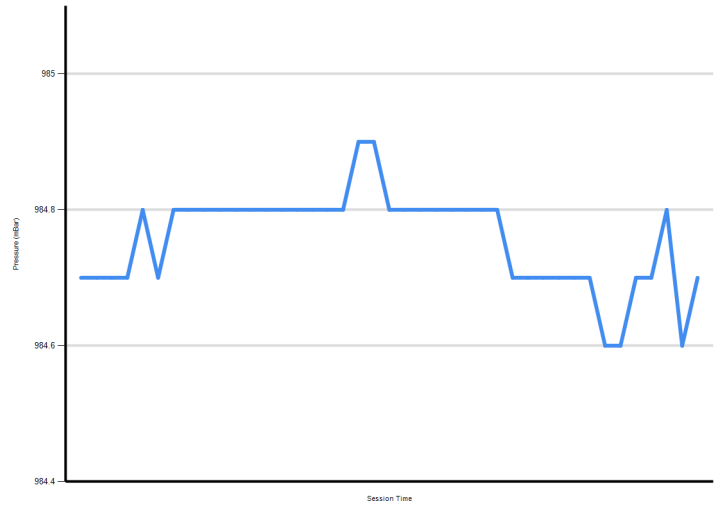
Track Temperature



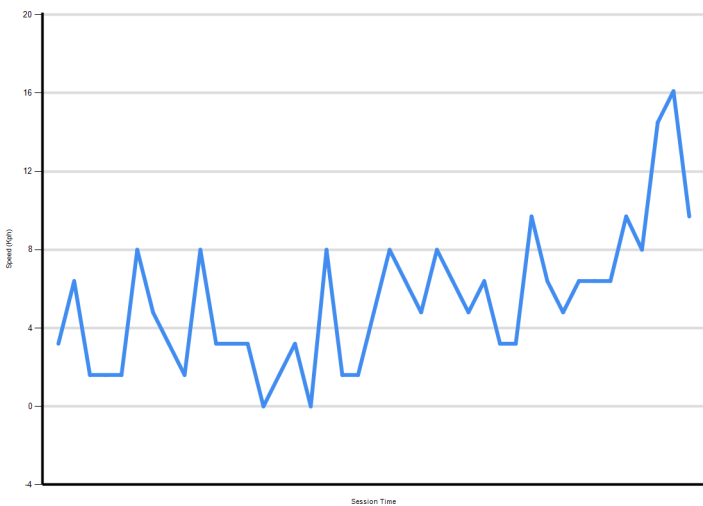
Humidity



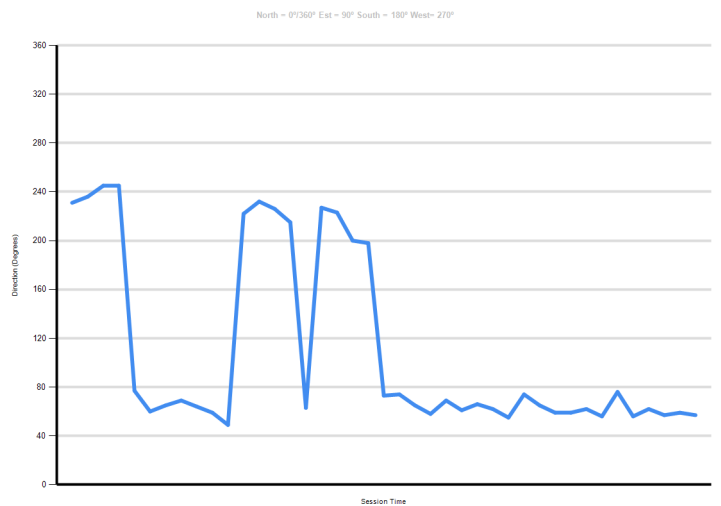
Pressure



Wind Speed



Wind direction



North = 0°/360° East = 90° South = 180° West = 270°

