

Spa Francorchamps  
Formula Regional Championship by Alpine  
Collective Test 2  
Provisional Results

Clas	N°	Driver	Nat	Cat	Clas	Team	Nat	Vehicle	Laps	Best	Time	Gap	Interval	Km/h
1	13	James Wharton	AUS			PREMA RACING	ITA	Formula Alpine	15	14	2:15.646			185.8
2	4	Roman Bilinski	POL			TRIDENT	ITA	Formula Alpine	14	11	2:15.725	0.079	0.079	185.7
3	57	Noah Strømsted	DNK	R	1	RPM	ITA	Formula Alpine	17	15	2:15.727	0.081	0.002	185.7
4	5	Rafael Camara	BRA			PREMA RACING	ITA	Formula Alpine	14	10	2:16.012	0.366	0.285	185.3
5	44	Théophile Naël	FRA			SAINTELOC RACING	FRA	Formula Alpine	14	11	2:16.061	0.415	0.049	185.3
6	9	Kanato Le	GBR	R	2	G4 RACING	CHE	Formula Alpine	15	13	2:16.193	0.547	0.132	185.1
7	15	Brando Badoer	ITA			VAN AMERSFOORT RACING	NLD	Formula Alpine	17	16	2:16.370	0.724	0.177	184.8
8	55	Valerio Rinicella	ITA	R	3	MP MOTORSPORT	NLD	Formula Alpine	14	13	2:16.378	0.732	0.008	184.8
9	33	Jesse Carrasquedo Jr	MEX			G4 RACING	CHE	Formula Alpine	14	13	2:16.546	0.900	0.168	184.6
10	8	Tuukka Taponen	FIN			R-ACE GP	FRA	Formula Alpine	15	14	2:16.609	0.963	0.063	184.5
11	74	Enzo Peugeot	FRA	R	4	SAINTELOC RACING	FRA	Formula Alpine	14	12	2:16.618	0.972	0.009	184.5
12	29	Nandhavud Bhirombhakdi	THA	R	5	KIC MOTORSPORT	FIN	Formula Alpine	16	14	2:16.740	1.094	0.122	184.3
13	16	Romain Andriolo	FRA	R	6	G4 RACING	CHE	Formula Alpine	15	13	2:16.874	1.228	0.134	184.2
14	43	Costa Toparis	AUS			KIC MOTORSPORT	FIN	Formula Alpine	17	16	2:16.875	1.229	0.001	184.2
15	10	Alessandro Giusti	FRA			ART GRAND PRIX	FRA	Formula Alpine	15	14	2:16.934	1.288	0.059	184.1
16	89	Ivan Domingues	PRT	R	7	VAN AMERSFOORT RACING	NLD	Formula Alpine	16	16	2:17.111	1.465	0.177	183.8
17	23	Enzo Deligny	FRA	R	8	R-ACE GP	FRA	Formula Alpine	15	15	2:17.217	1.571	0.106	183.7
18	27	Edgar Pierre	FRA	R	9	RPM	ITA	Formula Alpine	16	16	2:17.240	1.594	0.023	183.7
19	66	Ruiqi Liu	CHN			TRIDENT	ITA	Formula Alpine	16	15	2:17.306	1.660	0.066	183.6
20	99	Giovanni Maschio	ITA			RPM	ITA	Formula Alpine	14	12	2:17.336	1.690	0.030	183.5
21	47	Nikhil Bohra	IND			MP MOTORSPORT	NLD	Formula Alpine	16	16	2:17.379	1.733	0.043	183.5
22	22	Pedro Clerot	BRA	R	10	VAN AMERSFOORT RACING	NLD	Formula Alpine	15	15	2:17.428	1.782	0.049	183.4
23	3	Ugo Ugochukwu	USA			PREMA RACING	ITA	Formula Alpine	11	8	2:17.558	1.912	0.130	183.3
24	19	Marta Garcia	ESP			IRON DAMES	ITA	Formula Alpine	16	14	2:17.565	1.919	0.007	183.2
25	95	Evan Giltair	FRA	R	11	ART GRAND PRIX	FRA	Formula Alpine	16	13	2:17.684	2.038	0.119	183.1
26	2	Matteo De Palo	ITA	R	12	SAINTELOC RACING	FRA	Formula Alpine	15	13	2:17.730	2.084	0.046	183.0
27	20	Zachary David	MLT			R-ACE GP	FRA	Formula Alpine	15	14	2:18.012	2.366	0.282	182.6
28	28	Doriane Pin	FRA	R	13	IRON DAMES	ITA	Formula Alpine	16	14	2:18.162	2.516	0.150	182.4
29	7	Nicola Lacorte	ITA	R	14	TRIDENT	ITA	Formula Alpine	16	8	2:20.056	4.410	1.894	180.0
30	96	Yaroslav Veselaho	UKR			ART GRAND PRIX	FRA	Formula Alpine	12	11	2:20.643	4.997	0.587	179.2
31	6	Hoang Dat Sawyer	VNM	R	15	KIC MOTORSPORT	FIN	Formula Alpine	12	8	2:23.834	8.188	3.191	175.3
32	14	Léna Bühler	CHE			ART GRAND PRIX	FIN	Formula Alpine	9	7	2:29.116	13.470	5.282	169.0

## \* PENALTIES

SOME LAP TIME DELETED DUE TRACK LIMITS

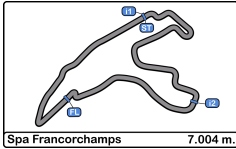
Published at:.....

Track Temp: 22.9 °C Air Temp: 14.8 °C Humidity: 75 % Track Status: WET

Race Director:

Timekeeper:





**Spa Francorchamps**  
**Formula Regional Championship by Alpine**  
**Collective Test 2**  
**Provisional Results by Category**

Clas	Nº	Driver	Nat	Cat	Clas	Team	Nat	Vehicle	Laps	Best	Time	Gap	Interval	Km/h
1	13	James Wharton	AUS			PREMA RACING	ITA	Formula Alpine	15	14	2:15.646			185.8
2	4	Roman Bilinski	POL			TRIDENT	ITA	Formula Alpine	14	11	2:15.725	0.079	0.079	185.7
3	5	Rafael Camara	BRA			PREMA RACING	ITA	Formula Alpine	14	10	2:16.012	0.366	0.287	185.3
4	44	Théophile Naël	FRA			SAINTELOC RACING	FRA	Formula Alpine	14	11	2:16.061	0.415	0.049	185.3
5	15	Brando Badoer	ITA			VAN AMERSFOORT	NLD	Formula Alpine	17	16	2:16.370	0.724	0.309	184.8
6	33	Jesse Carrasquedo Jr	MEX			G4 RACING	CHE	Formula Alpine	14	13	2:16.546	0.900	0.176	184.6
7	8	Tuukka Taponen	FIN			R-ACE GP	FRA	Formula Alpine	15	14	2:16.609	0.963	0.063	184.5
8	43	Costa Toparis	AUS			KIC MOTORSPORT	FIN	Formula Alpine	17	16	2:16.875	1.229	0.266	184.2
9	10	Alessandro Giusti	FRA			ART GRAND PRIX	FRA	Formula Alpine	15	14	2:16.934	1.288	0.059	184.1
10	66	Ruiqi Liu	CHN			TRIDENT	ITA	Formula Alpine	16	15	2:17.306	1.660	0.372	183.6
11	99	Giovanni Maschio	ITA			RPM	ITA	Formula Alpine	14	12	2:17.336	1.690	0.030	183.5
12	47	Nikhil Bohra	IND			MP MOTORSPORT	NLD	Formula Alpine	16	16	2:17.379	1.733	0.043	183.5
13	3	Ugo Ugochukwu	USA			PREMA RACING	ITA	Formula Alpine	11	8	2:17.558	1.912	0.179	183.3
14	19	Marta Garcia	ESP			IRON DAMES	ITA	Formula Alpine	16	14	2:17.565	1.919	0.007	183.2
15	20	Zachary David	MET			R-ACE GP	FRA	Formula Alpine	15	14	2:18.012	2.366	0.447	182.6
16	96	Yaroslav Veselaho	CZE			ART GRAND PRIX	FRA	Formula Alpine	12	11	2:20.643	4.997	2.631	179.2
17	14	Léna Bühler	CHE			ART GRAND PRIX	FRA	Formula Alpine	9	7	2:29.116	13.470	8.473	169.0

**Rookie**

Clas	Nº	Driver	Nat	Cat	Clas	Team	Nat	Vehicle	Laps	Best	Time	Gap	Interval	Km/h
1	57	Noah Strømsted	DNK	R	1	RPM	ITA	Formula Alpine	17	15	2:15.727			185.7
2	9	Kanato Le	GBR	R	2	G4 RACING	CHE	Formula Alpine	15	13	2:16.193	0.466	0.466	185.1
3	55	Valerio Rinicella	ITA	R	3	MP MOTORSPORT	NLD	Formula Alpine	14	13	2:16.378	0.651	0.185	184.8
4	74	Enzo Peugeot	FRA	R	4	SAINTELOC RACING	FRA	Formula Alpine	14	12	2:16.618	0.891	0.240	184.5
5	29	Nandhavud Bhimbhakti	IND	R	5	KIC MOTORSPORT	FIN	Formula Alpine	16	14	2:16.740	1.013	0.122	184.3
6	16	Romain Andriolo	FRA	R	6	G4 RACING	CHE	Formula Alpine	15	13	2:16.874	1.147	0.134	184.2
7	89	Ivan Domingues	PRT	R	7	VAN AMERSFOORT	NLD	Formula Alpine	16	16	2:17.111	1.384	0.237	183.8
8	23	Enzo Deligny	FRA	R	8	R-ACE GP	FRA	Formula Alpine	15	15	2:17.217	1.490	0.106	183.7
9	27	Edgar Pierre	FRA	R	9	RPM	ITA	Formula Alpine	16	16	2:17.240	1.513	0.023	183.7
10	22	Pedro Clerot	BRA	R	10	VAN AMERSFOORT	NLD	Formula Alpine	15	15	2:17.428	1.701	0.188	183.4
11	95	Evan Giltaire	FRA	R	11	ART GRAND PRIX	FRA	Formula Alpine	16	13	2:17.684	1.957	0.256	183.1
12	2	Matteo De Palo	ITA	R	12	SAINTELOC RACING	FRA	Formula Alpine	15	13	2:17.730	2.003	0.046	183.0
13	28	Doriane Pin	FRA	R	13	IRON DAMES	ITA	Formula Alpine	16	14	2:18.162	2.435	0.432	182.4
14	7	Nicola Lacorte	ITA	R	14	TRIDENT	ITA	Formula Alpine	16	8	2:20.056	4.329	1.894	180.0
15	6	Hoang Dat Sawyer	VNM	R	15	KIC MOTORSPORT	FIN	Formula Alpine	12	8	2:23.834	8.107	3.778	175.3

**\* PENALTIES**

SOME LAP TIME DELETED DUE TRACK LIMITS

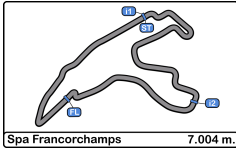
Published at:.....

Track Temp: 22.9 °C Air Temp: 14.8 °C Humidity: 75 % Track Status: WET

Race Director:

Timekeeper:





Spa Francorchamps  
 Formula Regional Championship by Alpine  
 Collective Test 2  
 Provisional 2 Fastest Lap Results

Spa Francorchamps 7.004 m.

Clas	Nº	Driver	Nat	Cat	Clas	Team	Nat	Vehicle	Laps	Best	Time	Gap	Interval	Km/h
1	57	Noah Strømsted		R	1	RPM		Formula Alpine	17	16	2:15.839			185.7
2	4	Roman Bilinski				TRIDENT		Formula Alpine	14	12	2:15.932	0.093	0.093	185.7
3	5	Rafael Camara				PREMA RACING		Formula Alpine	14	11	2:16.093	0.254	0.161	185.3
4	13	James Wharton				PREMA RACING		Formula Alpine	15	12	2:16.216	0.377	0.123	185.8
5	9	Kanato Le		R	2	G4 RACING		Formula Alpine	15	14	2:16.305	0.466	0.089	185.1
6	15	Brando Badoer				VAN AMERSFOORT RACING		Formula Alpine	17	15	2:16.547	0.708	0.242	184.8
7	74	Enzo Peugeot		R	3	SAINTELOC RACING		Formula Alpine	14	14	2:16.816	0.977	0.269	184.5
8	10	Alessandro Giusti				ART GRAND PRIX		Formula Alpine	15	15	2:16.980	1.141	0.164	184.1
9	44	Théophile Naël				SAINTELOC RACING		Formula Alpine	14	8	2:17.120	1.281	0.140	185.3
10	16	Romain Andriolo		R	4	G4 RACING		Formula Alpine	15	12	2:17.162	1.323	0.042	184.2
11	55	Valerio Rinicella		R	5	MP MOTORSPORT		Formula Alpine	14	12	2:17.182	1.343	0.020	184.8
12	89	Ivan Domingues		R	6	VAN AMERSFOORT RACING		Formula Alpine	16	14	2:17.200	1.361	0.018	183.8
13	8	Tuukka Taponen				R-ACE GP		Formula Alpine	15	15	2:17.207	1.368	0.007	184.5
14	29	Nandhavud Bhirombhakdi		R	7	KIC MOTORSPORT		Formula Alpine	16	16	2:17.261	1.422	0.054	184.3
15	66	Ruiqi Liu				TRIDENT		Formula Alpine	16	14	2:17.321	1.482	0.060	183.6
16	27	Edgar Pierre		R	8	RPM		Formula Alpine	16	14	2:17.457	1.618	0.136	183.7
17	43	Costa Toparis				KIC MOTORSPORT		Formula Alpine	17	17	2:17.568	1.729	0.111	184.2
18	19	Marta Garcia				IRON DAMES		Formula Alpine	16	13	2:17.725	1.886	0.157	183.2
19	23	Enzo Deligny		R	9	R-ACE GP		Formula Alpine	15	11	2:17.744	1.905	0.019	183.7
20	22	Pedro Clerot		R	10	VAN AMERSFOORT RACING		Formula Alpine	15	10	2:17.809	1.970	0.065	183.4
21	3	Ugo Ugochukwu				PREMA RACING		Formula Alpine	11	7	2:17.936	2.097	0.127	183.3
22	95	Evan Giltaire		R	11	ART GRAND PRIX		Formula Alpine	16	11	2:17.968	2.129	0.032	183.1
23	33	Jesse Carrasquedo Jr				G4 RACING		Formula Alpine	14	11	2:17.968	2.129	0.000	184.6
24	20	Zachary David				R-ACE GP		Formula Alpine	15	11	2:18.263	2.424	0.295	182.6
25	2	Matteo De Palo		R	12	SAINTELOC RACING		Formula Alpine	15	9	2:18.355	2.516	0.092	183.0
26	28	Doriane Pin		R	13	IRON DAMES		Formula Alpine	16	11	2:18.928	3.089	0.573	182.4
27	47	Nikhil Bohra				MP MOTORSPORT		Formula Alpine	16	13	2:18.957	3.118	0.029	183.5
28	7	Nicola Lacorte		R	14	TRIDENT		Formula Alpine	16	12	2:20.615	4.776	1.658	180.0
29	96	Yaroslav Veselaho				ART GRAND PRIX		Formula Alpine	12	9	2:21.288	5.449	0.673	179.2
30	99	Giovanni Maschio				RPM		Formula Alpine	14	8	2:22.276	6.437	0.988	183.5
31	6	Hoang Dat Sawyer		R	15	KIC MOTORSPORT		Formula Alpine	12	9	2:24.104	8.265	1.828	175.3
32	14	Léna Bühler				ART GRAND PRIX		Formula Alpine	9	8	2:29.555	13.716	5.451	169.0

## \* PENALTIES

SOME LAP TIME DELETED DUE TRACK LIMITS

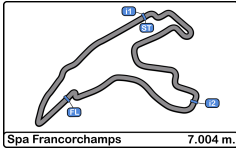
Published at:.....

Track Temp: 22.9 °C Air Temp: 14.8 °C Humidity: 75 % Track Status: WET

Race Director:

Timekeeper:





Spa Francorchamps  
Formula Regional Championship by Alpine  
Collective Test 2  
Lap Analysis

**2** Matteo De Palo Formula Alpine **5** Rafael Camara Formula Alpine  
Rookie SAINTELOC RACING PREMA RACING

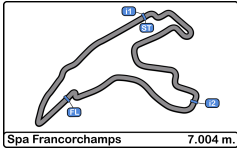
Lap	D	Time	Sector 1	Sector 2	Sector 3	T. Spd	Elapsed	Lap	D	Time	Sector 1	Sector 2	Sector 3	T. Spd	Elapsed
1		14:07:50.749	14:05:49.835	1:19.231	41.683	185.2	14:07:50.749	1		14:08:35.354 P	14:06:04.387	1:31.221	59.746	174.7	14:08:35.354
2		2:33.370	42.795	1:12.193	38.382	234.2	14:10:24.119	2		8:53.930	7:00.424	1:14.122	39.384	206.1	14:17:29.284
3		2:32.213	41.896	1:11.999	38.318	240.5	14:12:56.332	3		<del>9:04.817</del> P	41.517	1:23.815	59.485	240.0	14:20:34.101
4		2:32.302	41.784	1:11.557	38.961	238.9	14:15:28.634	4		7:59.560	6:01.847	1:14.098	43.615	191.1	14:28:33.661
5		2:40.147 P	41.865	1:12.253	46.029	240.0	14:18:08.781	5		2:27.488	43.259	1:06.777	37.452	225.9	14:31:01.149
6		16:41.303	14:54.190	1:08.503	38.610	195.2	14:34:50.084	6		2:18.874	39.796	1:02.957	36.121	249.4	14:33:20.023
7		2:22.459	41.924	1:04.191	36.344	215.5	14:37:12.543	7		2:17.631	39.541	1:02.297	35.793	251.1	14:35:37.654
8		2:20.264	39.856	1:04.259	36.149	250.5	14:39:32.807	8		2:32.412 P	44.663	1:03.465	44.284	248.2	14:38:10.066
9		2:18.355	39.858	1:02.476	36.021	251.7	14:41:51.162	9		7:10.047	5:26.465	1:07.305	36.277	237.8	14:45:20.113
10		<del>2:19.968</del>	39.737	1:03.281	36.950	251.7	14:44:11.130	10		<b>2:16.012</b>	39.071	1:01.539	<b>35.402</b>	257.1	14:47:36.125
11		2:22.550	41.518	1:04.960	36.072	236.8	14:46:33.680	11		2:16.093	39.016	<b>1:01.493</b>	35.584	255.3	14:49:52.218
12		<del>2:17.995</del>	39.318	1:02.835	35.842	255.9	14:48:51.675	12		2:32.361	46.134	1:09.816	36.411	203.7	14:52:24.579
13		<b>2:17.730</b>	39.500	<b>1:02.188</b>	36.042	258.9	14:51:09.405	13		2:17.446	<b>38.972</b>	1:02.511	35.963	257.1	14:54:42.025
14		2:25.007	43.656	1:03.668	37.683	249.4	14:53:34.412	14		2:16.465	39.102	1:01.794	35.569	254.1	14:56:58.490
15		<del>2:17.512</del>	<b>39.257</b>	1:02.586	<b>35.669</b>	257.1	14:55:51.924								

**3** Ugo Ugochukwu Formula Alpine **6** Hoang Dat Sawyer Formula Alpine  
Rookie KIC MOTORSPORT

Lap	D	Time	Sector 1	Sector 2	Sector 3	T. Spd	Elapsed	Lap	D	Time	Sector 1	Sector 2	Sector 3	T. Spd	Elapsed
1		14:08:13.128 P	14:05:59.077	1:20.316	53.735	196.0	14:08:13.128	1		14:22:37.232	14:20:25.992	1:20.476	50.764	136.0	14:22:37.232
2		8:37.358	6:48.396	1:10.683	38.279	232.7	14:16:50.486	2		<del>2:42.091</del>	51.673	1:11.253	39.165	140.4	14:25:19.323
3		2:33.618 P	41.243	1:06.626	45.749	241.6	14:19:24.104	3		2:46.066 P	42.907	1:14.022	49.137	216.0	14:28:05.389
4		12:01.716	10:13.448	1:09.821	38.447	206.1	14:31:25.820	4		6:57.516	4:54.753	1:18.118	44.645	169.5	14:35:02.905
5		<del>2:25.056</del>	41.385	1:04.896	38.775	215.1	14:33:50.876	5		2:27.944	43.799	1:06.808	37.337	216.8	14:37:30.849
6		2:18.532	39.979	1:02.410	36.143	247.1	14:36:09.408	6		2:27.315	41.234	<b>1:04.926</b>	41.155	173.6	14:39:58.164
7		2:17.936	40.002	1:01.956	35.978	246.5	14:38:27.344	7		<del>2:24.224</del>	40.245	1:05.726	38.250	252.3	14:42:22.385
8		<b>2:17.558</b>	39.814	<b>1:01.758</b>	35.986	248.2	14:40:44.902	8		<b>2:23.834</b>	41.200	1:05.658	36.976	250.5	14:44:46.219
9		2:27.047 P	39.814	1:03.262	43.971	248.8	14:43:11.949	9		2:24.104	40.260	1:06.968	<b>36.876</b>	256.5	14:47:10.323
10		9:44.105	8:02.730	1:03.078	38.297	236.3	14:52:56.054	10		<del>2:24.633</del>	<b>39.573</b>	1:05.138	36.922	262.7	14:49:31.956
11		<del>2:17.697</del>	<b>39.202</b>	1:02.606	<b>35.889</b>	254.7	14:55:13.751	11		<del>2:34.596</del> P	39.947	1:06.156	45.493	255.9	14:52:03.552
12								12		3:23.829	1:41.791	1:05.090	36.948	251.7	14:55:27.381

**4** Roman Bilinski Formula Alpine **7** Nicola Lacorte Formula Alpine  
TRIDENT Rookie TRIDENT

Lap	D	Time	Sector 1	Sector 2	Sector 3	T. Spd	Elapsed	Lap	D	Time	Sector 1	Sector 2	Sector 3	T. Spd	Elapsed
1		14:07:42.308 P	14:05:37.535	1:16.501	48.272	185.8	14:07:42.308	1		14:07:46.255 P	14:05:40.236	1:16.776	49.243	190.4	14:07:46.255
2		11:36.516	9:33.021	1:21.943	41.552	180.0	14:19:18.824	2		6:54.214	5:04.724	1:10.703	38.787	211.3	14:14:40.469
3		2:29.745	43.172	1:08.804	37.769	223.6	14:21:48.569	3		2:29.874	42.241	1:09.333	38.300	238.9	14:17:10.343
4		2:22.660	40.349	1:05.680	36.631	241.6	14:24:11.229	4		<del>2:37.658</del> P	41.643	1:09.405	46.610	240.0	14:19:48.001
5		2:20.646	40.110	1:04.227	36.309	245.4	14:26:31.875	5		5:43.310	3:53.477	1:11.606	38.227	190.1	14:25:31.311
6		2:19.396	39.884	1:03.274	36.238	244.8	14:28:51.271	6		2:23.663	41.504	1:05.386	36.773	223.1	14:27:54.974
7		2:20.005	40.098	1:03.595	36.312	246.0	14:31:11.276	7		2:21.835	40.461	1:04.790	36.584	245.4	14:30:16.809
8		2:30.695 P	41.113	1:06.302	43.280	206.8	14:33:41.971	8		<b>2:20.056</b>	40.111	1:03.527	36.418	247.7	14:32:36.865
9		8:01.995	6:07.614	1:14.743	39.638	183.6	14:41:43.966	9		<del>2:19.428</del>	40.050	1:03.161	36.217	248.2	14:34:56.293
10		2:24.083	41.258	1:05.385	37.440	238.4	14:44:08.049	10		2:26.130 P	40.145	1:02.519	43.466	247.7	14:37:22.423
11		<b>2:15.725</b>	39.329	<b>1:00.865</b>	<b>35.531</b>	250.0	14:46:23.774	11		6:10.202	4:14.338	1:17.253	38.611	201.8	14:43:32.625
12		2:15.932	<b>39.315</b>	1:00.977	35.640	250.5	14:48:39.706	12		2:20.615	41.278	1:03.683	35.654	248.2	14:45:53.240
13		2:32.500	40.702	1:09.930	41.868	223.6	14:51:12.206	13		<del>2:16.425</del>	<b>39.048</b>	1:01.725	35.652	255.9	14:48:09.665
14		2:22.006 P	39.315	1:00.875	41.816	250.0	14:53:34.212	14		<del>2:16.417</del>	39.233	<b>1:01.624</b>	<b>35.560</b>	254.7	14:50:26.082
15								15		2:21.534	39.052	1:06.218	36.264	259.6	14:52:47.616
16								16		2:28.417 P	39.242	1:03.099	46.076	256.5	14:55:16.033



Spa Francorchamps  
Formula Regional Championship by Alpine  
Collective Test 2  
Lap Analysis

8

Tuukka Taponen

Formula Alpine 10

Alessandro Giusti

Formula Alpine

R-ACE GP

ART GRAND PRIX

Lap	D	Time	Sector 1	Sector 2	Sector 3	T. Spd	Elapsed	Lap	D	Time	Sector 1	Sector 2	Sector 3	T. Spd	Elapsed	
1		14:08:18.447	14:06:15.901	1:19.309	43.237	176.4	14:08:18.447	1		14:07:48.230	14:05:41.838	1:17.069	49.323	178.2	14:07:48.230	
2		2:33.677	43.401	1:11.679	38.597	234.2	14:10:52.124	2		2:50.971	59.886	1:12.159	38.926	227.3	14:10:39.201	
3		2:28.697	41.837	1:09.006	37.854	236.8	14:13:20.821	3		2:31.919	43.215	1:10.384	38.320	232.2	14:13:11.120	
4		2:42.179	P	41.998	1:11.354	48.827	223.6	14:16:03.000	4		<del>2:37.824</del> P	41.394	1:10.726	45.701	241.0	14:15:48.941
5		6:43.680	P	4:45.768	1:08.443	49.469	239.4	14:22:46.680	5		<del>7:54.878</del>	6:07.505	1:08.996	38.377	237.3	14:23:43.819
6		11:31.223	9:38.022	1:13.428	39.773	200.7	14:34:17.903	6		2:26.178	40.783	1:07.746	37.649	243.7	14:26:09.997	
7		2:31.887	40.741	1:10.880	40.266	234.7	14:36:49.790	7		2:51.617	P	45.701	1:18.606	47.310	206.1	14:29:01.614
8		2:18.348	39.817	1:02.443	36.088	248.8	14:39:08.138	8		11:03.233	9:11.091	1:14.858	37.284	197.4	14:40:04.847	
9		2:18.285	39.791	1:02.556	35.938	248.8	14:41:26.423	9		2:25.813	39.887	1:06.779	39.147	250.5	14:42:30.660	
10		2:17.332	39.870	1:01.616	35.846	248.8	14:43:43.755	10		2:18.091	39.248	1:02.927	35.916	256.5	14:44:48.751	
11		2:29.789	P	39.669	1:05.667	44.453	251.1	14:46:13.544	11		2:17.133	39.033	1:02.605	35.495	257.7	14:47:05.884
12		3:56.429	2:17.395	1:02.492	36.542	250.5	14:50:09.973	12		2:16.983	39.298	1:01.994	35.691	253.5	14:49:22.867	
13		2:22.764	39.187	1:01.862	41.715	255.3	14:52:32.737	13		2:26.845	41.642	1:09.205	35.998	235.8	14:51:49.712	
14		2:16.609	39.241	1:01.732	35.636	252.9	14:54:49.346	14		2:16.934	39.070	1:02.116	35.748	255.3	14:54:06.646	
15		2:17.207	39.589	1:02.139	35.479	252.3	14:57:06.553	15		2:16.980	39.163	1:02.178	35.639	255.3	14:56:23.626	

9

Kanato Le

Formula Alpine 13

James Wharton

Formula Alpine

Rookie

G4 RACING

PREMA RACING

Lap	D	Time	Sector 1	Sector 2	Sector 3	T. Spd	Elapsed	Lap	D	Time	Sector 1	Sector 2	Sector 3	T. Spd	Elapsed		
1		14:08:36.850	P	14:06:23.413	1:17.512	55.925	176.1	14:08:36.850	1		14:08:38.889	P	14:06:13.124	1:24.079	1:01.686	196.7	14:08:38.889
2		<del>7:58.674</del>	6:08.899	1:10.521	39.251	224.5	14:16:35.521	2		8:15.212	6:26.042	1:10.468	38.702	232.7	14:16:54.101		
3		2:29.665	42.713	1:08.616	38.336	233.2	14:19:05.186	3		<del>2:31.744</del> P	41.316	1:06.307	44.121	243.2	14:19:25.845		
4		<del>2:29.202</del>	42.153	1:08.552	38.497	233.2	14:21:34.388	4		6:40.136	4:49.019	1:10.304	40.813	214.7	14:26:05.981		
5		3:01.675	P	49.754	1:20.587	51.334	183.9	14:24:36.063	5		2:25.603	42.176	1:05.842	37.585	228.3	14:28:31.584	
6		8:16.400	6:28.421	1:09.565	38.414	199.6	14:32:52.463	6		2:19.383	40.259	1:02.898	36.226	246.5	14:30:50.967		
7		2:21.338	40.928	1:04.195	36.215	248.2	14:35:13.801	7		2:18.323	39.903	1:02.390	36.030	249.4	14:33:09.290		
8		2:18.621	40.008	1:02.630	35.983	249.4	14:37:32.422	8		2:31.451	43.726	1:10.624	37.101	221.7	14:35:40.741		
9		2:17.888	39.541	1:02.423	35.924	252.3	14:39:50.310	9		2:18.110	39.767	1:02.368	35.975	249.4	14:37:58.851		
10		2:31.820	P	39.786	1:07.417	44.617	251.7	14:42:22.130	10		<del>2:25.468</del> P	39.768	1:01.717	43.983	250.5	14:40:24.319	
11		4:45.588	2:54.825	1:09.954	40.809	122.4	14:47:07.718	11		6:15.193	4:35.325	1:02.956	36.912	249.4	14:46:39.512		
12		2:20.553	40.775	1:02.877	36.901	246.0	14:49:28.271	12		2:16.216	39.225	1:01.444	35.547	253.5	14:48:55.728		
13		2:16.193	39.217	1:01.254	35.722	257.7	14:51:44.464	13		2:36.885	41.803	1:14.855	40.227	207.6	14:51:32.613		
14		2:16.305	39.281	1:01.302	35.722	257.1	14:54:00.769	14		2:15.646	38.860	1:01.435	35.351	261.5	14:53:48.259		
15		<del>2:16.574</del>	39.402	1:01.751	35.421	255.9	14:56:17.343	15		2:16.563	39.254	1:01.598	35.711	253.5	14:56:04.822		

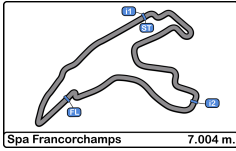
14

Léna Bühler

Formula Alpine

ART GRAND PRIX

Lap	D	Time	Sector 1	Sector 2	Sector 3	T. Spd	Elapsed	
1		14:07:54.713	14:05:48.405	1:21.785	44.523	187.8	14:07:54.713	
2		2:43.034	45.801	1:15.676	41.557	213.8	14:10:37.747	
3		2:39.171	45.371	1:13.319	40.481	211.7	14:13:16.918	
4		2:38.124	44.043	1:12.351	41.730	214.2	14:15:55.042	
5		<del>2:48.280</del> P	43.948	1:12.173	52.159	223.1	14:18:43.322	
6		8:41.450	6:52.328	1:10.112	39.010	227.8	14:27:24.772	
7		2:29.116	42.362	1:08.510	38.244	231.2	14:29:53.888	
8		2:29.555	42.347	1:08.875	38.333	233.2	14:32:23.443	
9		3:04.873	P	54.835	1:17.389	52.649	175.6	14:35:28.316



Spa Francorchamps  
Formula Regional Championship by Alpine  
Collective Test 2  
Lap Analysis

15

Brando Badoer

Formula Alpine 19

Marta Garcia

Formula Alpine

VAN AMERSFOORT RACING

IRON DAMES

Lap	D	Time	Sector 1	Sector 2	Sector 3	T. Spd	Elapsed	Lap	D	Time	Sector 1	Sector 2	Sector 3	T. Spd	Elapsed
1		14:08:25.438	14:06:18.017	1:21.944	45.477	167.7	14:08:25.438	1		14:08:54.563 P	14:06:33.605	1:22.492	58.466	163.1	14:08:54.563
2		2:35.644	43.876	1:12.419	39.349	233.2	14:11:01.082	2		8:00.586	6:05.983	1:14.016	40.587	180.9	14:16:55.149
3		2:29.836	41.864	1:09.584	38.388	239.4	14:13:30.918	3		<del>2:32.245</del>	42.551	1:10.627	39.037	222.2	14:19:27.364
4		2:28.379	41.677	1:08.607	38.095	239.4	14:15:59.297	4		2:30.899	41.699	1:10.544	38.656	240.5	14:21:58.263
5		2:30.948	41.535	1:10.539	38.874	239.4	14:18:30.245	5		2:33.120	41.875	1:10.917	40.328	240.5	14:24:31.383
6		2:28.667	41.365	1:08.826	38.476	237.3	14:20:58.912	6		2:49.392 P	44.217	1:15.231	49.944	225.0	14:27:20.775
7		2:56.417 P	46.718	1:17.118	52.581	203.3	14:23:55.329	7		6:01.531	4:08.761	1:12.549	40.221	213.8	14:33:22.306
8		10:03.326	7:59.614	1:21.324	42.388	170.8	14:33:58.655	8		2:25.054	42.583	1:05.988	36.483	195.2	14:35:47.360
9		<del>2:29.548</del>	42.789	1:08.763	37.996	229.2	14:36:28.203	9		2:19.748	40.267	1:03.293	36.188	248.2	14:38:07.108
10		2:19.480	39.863	1:03.633	35.984	248.2	14:38:47.683	10		2:18.891	39.893	1:02.818	36.180	250.0	14:40:25.999
11		2:17.347	39.497	1:01.952	35.898	250.5	14:41:05.030	11		2:18.412	39.814	1:02.552	36.046	249.4	14:42:44.411
12		<del>2:25.242</del>	39.392	1:07.398	38.452	251.1	14:43:30.272	12		2:36.464	42.701	1:15.787	37.976	215.5	14:45:20.875
13		2:16.872	39.563	1:01.617	35.692	248.8	14:45:47.144	13		2:17.725	39.492	1:02.310	35.923	251.1	14:47:38.600
14		2:34.143	44.547	1:13.409	36.187	171.9	14:48:21.287	14		2:17.565	39.667	1:01.922	35.976	251.1	14:49:56.165
15		2:16.547	39.307	1:01.377	35.863	251.1	14:50:37.834	15		2:29.430	42.020	1:10.616	36.794	252.9	14:52:25.595
16		2:16.370	39.325	1:01.461	35.584	252.3	14:52:54.204	16		2:26.792 P	39.608	1:02.351	44.833	251.1	14:54:52.387
17		2:42.662	48.162	1:13.543	40.957	219.9	14:55:36.866								

16

Romain Andriolo

Formula Alpine

Zachary David

Formula Alpine

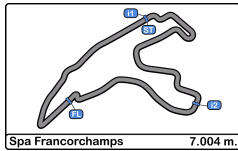
Rookie

G4 RACING

R-ACE GP

Lap	D	Time	Sector 1	Sector 2	Sector 3	T. Spd	Elapsed	Lap	D	Time	Sector 1	Sector 2	Sector 3	T. Spd	Elapsed
1		14:08:48.874 P	14:06:28.912	1:25.322	54.640	151.8	14:08:48.874	1		14:08:14.525	14:06:14.062	1:19.975	40.488	186.2	14:08:14.525
2		<del>8:31.824</del>	6:35.312	1:14.297	42.212	198.5	14:17:20.695	2		2:32.570	43.274	1:11.018	38.278	233.2	14:10:47.095
3		2:33.103	43.936	1:09.803	39.364	230.2	14:19:53.798	3		2:30.299	42.219	1:09.438	38.642	234.7	14:13:17.394
4		2:39.596	42.828	1:15.619	41.149	230.2	14:22:33.394	4		<del>2:29.540</del>	43.008	1:08.311	38.191	230.7	14:15:46.904
5		<del>2:49.740</del> P	43.958	1:17.093	48.689	201.1	14:25:23.134	5		<del>2:28.245</del>	41.863	1:08.396	37.986	237.3	14:18:15.149
6		7:32.974	5:43.428	1:10.371	39.175	189.8	14:32:56.108	6		2:49.276 P	49.596	1:09.876	49.804	223.6	14:21:04.425
7		2:22.775	41.294	1:05.081	36.400	229.7	14:35:18.883	7		14:11.183	12:25.572	1:08.974	36.637	210.5	14:35:15.608
8		2:18.921	39.728	1:03.230	35.963	253.5	14:37:37.804	8		2:19.541	40.162	1:03.269	36.110	248.2	14:37:35.149
9		2:25.832 P	39.679	1:02.907	43.246	253.5	14:40:03.636	9		2:18.736	40.376	1:02.297	36.063	247.7	14:39:53.885
10		4:58.940	3:11.986	1:08.592	38.362	219.9	14:45:02.576	10		2:18.351	40.030	1:02.208	36.113	248.2	14:42:12.236
11		2:22.174	41.906	1:03.815	36.453	211.7	14:47:24.750	11		2:18.263	39.952	1:02.319	35.992	247.7	14:44:30.499
12		2:17.162	39.492	1:02.134	35.536	252.9	14:49:41.912	12		2:27.814 P	39.793	1:02.115	45.906	248.8	14:46:58.313
13		2:16.874	39.261	1:02.026	35.587	255.9	14:51:58.786	13		3:56.994	2:14.823	1:05.160	37.011	244.8	14:50:55.307
14		2:19.151	39.401	1:02.394	37.356	255.3	14:54:17.937	14		2:18.012	39.443	1:02.320	36.249	250.5	14:53:13.319
15		2:18.256	39.492	1:02.753	36.011	253.5	14:56:36.193	15		<del>2:18.052</del>	39.521	1:02.638	35.893	250.0	14:55:31.371





Spa Francorchamps  
Formula Regional Championship by Alpine  
Collective Test 2  
Lap Analysis

22

Pedro Clerot

Formula Alpine 27

Edgar Pierre

Formula Alpine

Rookie

VAN AMERSFOORT RACING

Rookie

RPM

Lap	D	Time	Sector 1	Sector 2	Sector 3	T. Spd	Elapsed	Lap	D	Time	Sector 1	Sector 2	Sector 3	T. Spd	Elapsed
1		14:08:21.656	14:06:16.362	1:19.207	46.087	174.7	14:08:21.656	1		14:08:28.822	14:06:21.638	1:19.820	47.364	183.6	14:08:28.822
2		2:32.266	42.750	1:10.940	38.576	236.8	14:10:53.922	2		2:35.025	43.428	1:12.073	39.524	235.2	14:11:03.847
3		2:29.452	41.901	1:09.529	38.022	238.9	14:13:23.374	3		2:33.648	42.175	1:11.903	39.570	240.0	14:13:37.495
4		2:31.166	41.718	1:09.680	39.768	241.0	14:15:54.540	4		<del>2:48.859</del> P	43.226	1:15.469	50.164	232.7	14:16:26.354
5		2:47.241 P	41.966	1:14.129	51.146	237.3	14:18:41.781	5		6:13.598	4:23.883	1:10.674	39.041	231.2	14:22:39.952
6		7:01.609 P	4:58.813	1:11.872	50.924	230.7	14:25:43.390	6		<del>2:40.998</del> P	41.978	1:10.663	48.357	240.5	14:25:20.950
7		8:40.505	6:46.736	1:12.901	40.868	205.7	14:34:23.895	7		7:30.152	5:36.294	1:14.153	39.705	208.8	14:32:51.102
8		2:33.446	43.418	1:08.471	41.557	213.0	14:36:57.341	8		2:26.481	42.498	1:06.848	37.135	228.8	14:35:17.583
9		2:19.037	40.047	1:02.803	36.187	245.4	14:39:16.378	9		2:18.902	39.837	1:03.006	36.059	250.5	14:37:36.485
10		2:17.809	39.995	1:01.756	36.058	245.4	14:41:34.187	10		2:29.654	39.581	1:12.673	37.400	252.3	14:40:06.139
11		2:28.091 P	40.111	1:02.618	45.362	244.8	14:44:02.278	11		2:26.193 P	39.705	1:02.817	43.671	250.0	14:42:32.332
12		5:33.657	3:46.420	1:08.600	38.637	253.5	14:49:35.935	12		4:27.970	2:28.029	1:15.093	44.848	221.3	14:47:00.302
13		2:32.192	39.287	1:10.787	42.118	254.7	14:52:08.127	13		2:39.381	45.599	1:14.229	39.553	227.8	14:49:39.683
14		2:20.218	39.554	1:03.211	37.453	252.3	14:54:28.345	14		2:17.457	39.508	1:02.138	35.811	251.7	14:51:57.140
15		2:17.428	39.477	1:02.298	35.653	252.3	14:56:45.773	15		2:35.669	39.621	1:13.398	42.650	225.9	14:54:32.809
16		2:17.240	39.397	1:01.900	35.943	251.1	14:56:50.049	16		2:17.240	39.397	1:01.900	35.943	251.1	14:56:50.049

23

Enzo Deligny

Formula Alpine

Doriane Pin

Formula Alpine

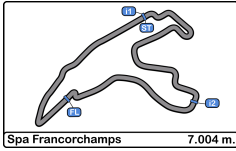
Rookie

R-ACE GP

Rookie

IRON DAMES

Lap	D	Time	Sector 1	Sector 2	Sector 3	T. Spd	Elapsed	Lap	D	Time	Sector 1	Sector 2	Sector 3	T. Spd	Elapsed
1		14:08:15.290	14:06:14.506	1:20.297	40.487	193.8	14:08:15.290	1		14:08:52.795 P	14:06:32.058	1:23.053	57.684	153.4	14:08:52.795
2		2:33.546	43.427	1:11.397	38.722	229.2	14:10:48.836	2		6:54.750	4:57.854	1:16.749	40.147	173.9	14:15:47.545
3		2:31.582	42.492	1:10.077	39.013	235.8	14:13:20.418	3		2:33.716	43.471	1:10.980	39.265	225.0	14:18:21.261
4		2:40.510 P	42.094	1:11.253	47.163	237.8	14:16:00.928	4		2:29.503	42.412	1:08.465	38.626	226.4	14:20:50.764
5		6:38.614	4:49.321	1:08.897	40.396	242.1	14:22:39.542	5		2:30.413	41.960	1:09.304	39.149	236.8	14:23:21.177
6		<del>2:38.442</del> P	41.678	1:08.618	47.816	240.5	14:25:17.654	6		2:48.789 P	45.794	1:13.491	49.504	204.9	14:26:09.966
7		10:05.502	8:19.710	1:09.015	36.777	206.1	14:35:23.156	7		7:06.512	5:14.858	1:12.953	38.701	192.5	14:33:16.478
8		2:20.392	40.636	1:03.124	36.632	247.7	14:37:43.548	8		2:26.302	41.889	1:07.026	37.387	222.2	14:35:42.780
9		2:18.665	40.137	1:02.445	36.083	246.0	14:40:02.213	9		2:20.691	40.406	1:04.103	36.182	248.8	14:38:03.471
10		2:18.457	39.896	1:02.243	36.318	250.0	14:42:20.670	10		2:19.239	39.974	1:03.105	36.160	247.1	14:40:22.710
11		2:17.744	39.972	1:01.765	36.007	247.1	14:44:38.414	11		2:18.928	39.966	1:02.783	36.179	247.7	14:42:41.638
12		2:25.739 P	39.741	1:01.766	44.232	250.0	14:47:04.153	12		2:40.703	44.609	1:15.172	40.922	208.8	14:45:22.341
13		<del>3:35.562</del>	1:54.639	1:02.360	38.563	230.7	14:50:39.715	13		2:19.028	39.759	1:02.975	36.294	251.1	14:47:41.369
14		2:18.638	39.434	1:02.478	36.726	257.1	14:52:58.353	14		2:18.162	39.763	1:02.314	36.085	250.0	14:49:59.531
15		2:17.217	39.410	1:01.932	35.875	252.9	14:55:15.570	15		2:27.199	42.050	1:08.135	37.014	233.2	14:52:26.730
16		2:28.238 P	39.759	1:03.110	45.369	251.7	14:54:54.968	16		2:28.238 P	39.759	1:03.110	45.369	251.7	14:54:54.968



Spa Francorchamps  
Formula Regional Championship by Alpine  
Collective Test 2  
Lap Analysis

29

Nandhavud Bhirombhakdi

Formula Alpine 43

Costa Toparis

Formula Alpine

Rookie

KIC MOTORSPORT

KIC MOTORSPORT

Lap	D	Time	Sector 1	Sector 2	Sector 3	T. Spd	Elapsed	Lap	D	Time	Sector 1	Sector 2	Sector 3	T. Spd	Elapsed
1		14:08:45.690	14:06:39.008	1:22.437	44.245	163.8	14:08:45.690	1		14:08:47.163	14:06:47.043	1:18.965	41.155	140.6	14:08:47.163
2		2:34.375	42.991	1:12.377	39.007	237.3	14:11:20.065	2		2:35.051	43.411	1:12.607	39.033	224.5	14:11:22.214
3		2:30.550	42.019	1:10.098	38.433	240.0	14:13:50.615	3		<del>2:31.384</del>	42.396	1:10.468	38.517	235.2	14:13:53.595
4		2:30.193	41.896	1:09.809	38.488	242.6	14:16:20.808	4		<del>2:44.999</del>	41.945	1:14.703	48.345	241.6	14:16:38.588
5		2:30.385	41.563	1:09.633	39.189	241.6	14:18:51.193	5		2:30.479	41.661	1:10.145	38.673	239.4	14:19:09.067
6		2:29.356	41.642	1:09.158	38.556	240.5	14:21:20.549	6		2:41.274 P	42.134	1:11.155	47.985	235.8	14:21:50.341
7		2:47.353 P	42.631	1:12.225	52.497	230.7	14:24:07.902	7		9:08.383	7:15.789	1:12.782	39.812	192.8	14:30:58.724
8		11:48.778	9:51.311	1:18.333	39.134	139.5	14:35:56.680	8		2:30.175	44.204	1:08.177	37.794	219.9	14:33:28.899
9		2:24.269	41.230	1:05.441	37.598	242.6	14:38:20.949	9		<del>2:23.155</del>	40.072	1:07.120	35.963	250.5	14:35:52.054
10		2:27.557 P	39.548	1:03.786	44.223	252.3	14:40:48.506	10		2:26.359 P	39.882	1:03.072	43.405	251.1	14:38:18.413
11		4:37.027	2:41.761	1:13.979	41.287	202.2	14:45:25.533	11		4:58.323	3:02.791	1:14.534	40.998	188.4	14:43:16.736
12		2:28.237	43.515	1:05.927	38.795	180.9	14:47:53.770	12		2:34.904	44.824	1:12.869	37.211	207.6	14:45:51.640
13		<del>2:17.215</del>	38.910	1:02.276	36.029	255.9	14:50:10.985	13		2:17.851	39.647	1:02.077	36.127	252.3	14:48:09.491
14		2:16.740	38.919	1:02.182	35.639	259.6	14:52:27.725	14		2:24.179	40.965	1:04.897	38.317	250.0	14:50:33.670
15		2:20.467	39.769	1:03.763	36.935	255.3	14:54:48.192	15		2:17.862	39.576	1:02.484	35.802	251.1	14:52:51.532
16		2:17.261	39.166	1:02.374	35.721	253.5	14:57:05.453	16		2:16.875	39.594	1:01.548	35.733	252.9	14:55:08.407
17		2:17.568	39.770	1:01.841	35.957	250.0	14:57:25.975								

33

Jesse Carrasquedo Jr

Formula Alpine

Théophile Naël

Formula Alpine

G4 RACING

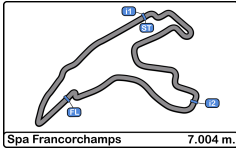
44

Théophile Naël

Formula Alpine

Lap	D	Time	Sector 1	Sector 2	Sector 3	T. Spd	Elapsed	Lap	D	Time	Sector 1	Sector 2	Sector 3	T. Spd	Elapsed
1		14:08:51.062 P	14:06:30.545	1:24.285	56.232	157.4	14:08:51.062	1		14:07:46.360	14:05:49.256	1:16.838	40.266	189.8	14:07:46.360
2		9:16.130	7:11.727	1:20.590	43.813	194.9	14:18:07.192	2		<del>2:32.372</del>	42.783	1:10.400	39.189	234.2	14:10:18.732
3		2:33.811	43.557	1:10.245	40.009	230.2	14:20:41.003	3		2:31.299	42.212	1:10.563	38.524	239.4	14:12:50.031
4		2:46.088 P	42.909	1:10.223	52.956	233.2	14:23:27.091	4		<del>2:34.625</del>	41.997	1:11.839	40.789	241.6	14:15:24.656
5		9:33.749	7:42.080	1:11.269	40.400	195.6	14:33:00.840	5		<del>2:37.044</del> P	41.884	1:10.361	44.799	232.2	14:18:01.700
6		2:29.421	41.796	1:05.648	41.977	226.8	14:35:30.261	6		16:59.039	15:09.637	1:10.311	39.091	188.4	14:35:00.739
7		2:20.703	40.466	1:03.710	36.527	245.4	14:37:50.964	7		2:25.677	42.042	1:04.794	38.841	221.7	14:37:26.416
8		2:31.747 P	40.040	1:05.097	46.610	246.5	14:40:22.711	8		2:17.120	39.405	1:02.019	35.696	251.7	14:39:43.536
9		4:53.236	2:59.144	1:13.741	40.351	213.8	14:45:15.947	9		2:17.273	39.629	1:01.935	35.709	252.9	14:42:00.809
10		2:33.365	44.877	1:10.397	38.091	128.8	14:47:49.312	10		2:27.162	41.316	1:07.842	38.004	233.7	14:44:27.971
11		2:17.968	39.698	1:02.268	36.002	248.8	14:50:07.280	11		2:16.061	39.069	1:01.699	35.293	261.5	14:46:44.032
12		<del>2:27.577</del>	41.847	1:08.134	37.596	178.5	14:52:34.857	12		<del>2:20.445</del>	39.271	1:02.866	38.008	256.5	14:49:04.177
13		2:16.546	39.269	1:01.761	35.516	252.9	14:54:51.403	13		2:26.128	42.292	1:07.183	36.653	230.7	14:51:30.305
14		2:27.395	39.452	1:05.943	42.000	255.9	14:57:18.798	14		2:26.608 P	39.118	1:02.334	45.156	260.8	14:53:56.913

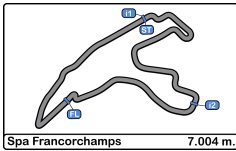




Spa Francorchamps  
Formula Regional Championship by Alpine  
Collective Test 2  
Lap Analysis

47							57							
Nikhil Bohra							Noah Strømsted							
MP MOTORSPORT							RPM							
Lap	D	Time	Sector 1	Sector 2	Sector 3	T. Spd	Lap	D	Time	Sector 1	Sector 2	Sector 3	T. Spd	Elapsed
1		14:07:55.723	14:05:57.369	1:17.944	40.410	175.3	14:07:55.723	1	14:08:26.931	14:06:19.741	1:20.752	46.438	151.4	14:08:26.931
2		2:32.481	43.488	1:11.003	37.990	219.9	14:10:28.204	2	2:34.937	43.372	1:12.229	39.336	235.2	14:11:01.868
3		2:30.057	41.916	1:10.107	38.034	239.4	14:12:58.261	3	2:40.562 P	41.764	1:12.064	46.734	244.3	14:13:42.430
4		<del>2:28.763</del>	41.662	1:09.248	37.853	240.0	14:15:27.024	4	6:01.693	4:12.371	1:08.728	40.594	238.9	14:19:44.123
5		2:38.290 P	41.669	1:09.131	47.490	240.5	14:18:05.314	5	2:28.133	41.254	1:08.242	38.637	240.5	14:22:12.256
6		10:34.000	8:37.675	1:17.197	39.128	192.5	14:28:39.314	6	<del>2:54.560</del> P	42.671	1:20.038	48.851	197.0	14:25:03.816
7		2:25.092	41.921	1:06.450	36.721	232.7	14:31:04.406	7	6:54.333	5:04.683	1:10.631	39.019	209.7	14:31:58.149
8		2:20.576	40.169	1:03.911	36.496	248.8	14:33:24.982	8	2:24.632	41.275	1:06.459	36.898	239.4	14:34:22.781
9		<del>2:19.347</del>	40.040	1:03.121	36.186	248.8	14:35:44.329	9	2:30.048	39.848	1:09.051	41.149	249.4	14:36:52.829
10		2:26.733 P	40.014	1:03.786	42.933	250.0	14:38:11.062	10	2:17.614	39.485	1:02.209	35.920	251.7	14:39:10.443
11		6:37.006	4:36.844	1:18.409	41.753	191.8	14:44:48.068	11	2:17.188	39.568	1:01.766	35.854	251.1	14:41:27.631
12		2:30.996	44.888	1:07.537	38.571	200.7	14:47:19.064	12	2:25.181 P	39.477	1:02.884	42.820	231.2	14:43:52.812
13		2:18.957	39.530	1:02.539	36.888	252.3	14:49:38.021	13	3:46.913	1:58.858	1:06.945	41.110	225.9	14:47:39.725
14		<del>2:16.972</del>	<b>38.957</b>	<b>1:02.435</b>	<b>35.580</b>	258.3	14:51:54.993	14	2:24.869	42.379	1:04.458	38.032	238.9	14:50:04.594
15		2:20.239	39.412	1:04.028	36.799	253.5	14:54:15.232	15	<b>2:15.727</b>	<b>39.253</b>	1:00.622	35.852	253.5	14:52:20.321
16		<b>2:17.379</b>	39.216	1:02.473	35.690	253.5	14:56:32.611	16	2:15.839	39.427	<b>1:00.597</b>	<b>35.815</b>	250.0	14:54:36.160
17		3:06.150 P						17	45.611	1:23.229	57.310	145.7	14:57:42.310	

55							66							
Valerio Rinicella							Ruiqi Liu							
Rookie							MP MOTORSPORT							
Lap	D	Time	Sector 1	Sector 2	Sector 3	T. Spd	Lap	D	Time	Sector 1	Sector 2	Sector 3	T. Spd	Elapsed
1		14:07:51.569	14:05:54.935	1:16.153	40.481	188.1	14:07:51.569	1	14:07:50.457 P	14:05:37.871	1:20.290	52.296	164.8	14:07:50.457
2		2:34.177	43.511	1:11.448	39.218	227.8	14:10:25.746	2	<del>6:21.208</del>	4:29.634	1:11.862	39.712	221.7	14:14:11.665
3		2:35.533	42.467	1:11.779	41.287	238.4	14:13:01.279	3	2:32.784	43.108	1:10.805	38.871	234.7	14:16:44.449
4		<del>2:37.443</del>	42.953	1:14.829	39.661	234.2	14:15:38.722	4	2:31.219	42.626	1:09.706	38.887	236.3	14:19:15.668
5		<del>2:54.024</del> P	43.469	1:22.033	48.519	233.7	14:18:32.743	5	<del>3:04.899</del> P	47.766	1:22.245	51.888	183.3	14:22:17.567
6		13:34.664	11:47.766	1:09.406	37.492	204.9	14:32:07.407	6	5:53.659	4:01.994	1:12.102	39.563	210.1	14:28:11.226
7		2:23.216	40.946	1:05.840	36.430	228.8	14:34:30.623	7	2:24.404	42.124	1:05.150	37.130	229.2	14:30:35.630
8		2:20.521	39.950	1:03.492	37.079	247.7	14:36:51.144	8	2:22.988	42.286	1:04.141	36.561	235.2	14:32:58.618
9		<del>2:29.444</del> P	39.783	1:03.042	46.319	249.4	14:39:20.288	9	2:22.411	40.286	1:05.652	36.473	246.5	14:35:21.029
10		6:47.631	5:00.148	1:10.348	37.135	226.8	14:46:07.919	10	2:27.516 P	40.113	1:02.605	44.798	245.4	14:37:48.545
11		2:20.690	40.238	1:03.892	36.560	239.4	14:48:28.609	11	7:17.267	5:20.712	1:16.812	39.743	150.0	14:45:05.812
12		2:17.182	<b>38.917</b>	1:02.293	35.972	254.7	14:50:45.791	12	2:22.605	41.209	1:04.612	36.784	244.8	14:47:28.417
13		<b>2:16.378</b>	38.952	<b>1:01.975</b>	<b>35.451</b>	257.7	14:53:02.169	13	2:17.438	39.571	<b>1:01.821</b>	36.046	251.1	14:49:45.855
14		2:17.314	39.270	1:02.273	35.771	260.2	14:55:19.483	14	2:17.321	39.326	1:02.167	<b>35.828</b>	252.9	14:52:03.176
								15	<b>2:17.306</b>	39.380	1:01.892	36.034	252.9	14:54:20.482
								16	<del>2:17.282</del>	<b>39.304</b>	1:02.079	35.899	253.5	14:56:37.764



Spa Francorchamps  
Formula Regional Championship by Alpine  
Collective Test 2  
Lap Analysis

74

Enzo Peugeot

Formula Alpine 95

Evan Giltaire

Formula Alpine

Rookie

SAINTELOC RACING

Rookie

ART GRAND PRIX

Lap	D	Time	Sector 1	Sector 2	Sector 3	T. Spd	Elapsed	Lap	D	Time	Sector 1	Sector 2	Sector 3	T. Spd	Elapsed
1		14:07:48.681	14:05:50.760	1:17.888	40.033	181.8	14:07:48.681	1		14:07:34.667	14:05:37.882	1:16.642	40.143	187.8	14:07:34.667
2		<del>2:34.275</del>	42.230	1:10.757	38.288	225.9	14:10:19.956	2		2:32.545	42.970	1:10.993	38.582	231.7	14:10:07.212
3		2:30.868	41.786	1:10.727	38.355	238.4	14:12:50.824	3		2:31.245	42.304	1:10.474	38.467	235.8	14:12:38.457
4		<del>2:34.762</del>	41.764	1:10.957	39.041	239.4	14:15:22.586	4		<del>2:43.278</del> P	42.446	1:12.931	47.901	235.2	14:15:21.735
5		<del>2:44.327</del> P	42.920	1:13.761	47.646	236.3	14:18:06.913	5		10:43.376	8:54.604	1:09.845	38.927	235.2	14:26:05.111
6		18:13.427	16:24.895	1:09.859	38.673	206.8	14:36:20.340	6		2:27.474	41.050	1:07.148	39.276	242.1	14:28:32.585
7		2:22.142	41.186	1:03.557	37.399	233.2	14:38:42.482	7		2:36.907 P	41.162	1:10.872	44.873	242.6	14:31:09.492
8		2:17.884	39.757	1:02.206	35.921	251.1	14:41:00.366	8		6:38.542	4:55.442	1:06.534	36.566	206.1	14:37:48.034
9		<del>2:17.398</del>	39.559	1:02.019	35.820	251.1	14:43:17.764	9		2:22.605	40.257	1:04.815	37.533	241.0	14:40:10.639
10		<del>2:17.336</del>	39.572	1:02.102	35.662	251.1	14:45:35.100	10		2:17.969	39.503	1:02.664	35.802	251.7	14:42:28.608
11		2:28.087	42.222	1:07.669	38.196	231.2	14:48:03.187	11		2:17.968	39.811	1:02.219	35.938	253.5	14:44:46.576
12		2:16.618	39.067	1:02.069	35.482	253.5	14:50:19.805	12		2:30.042	45.614	1:05.927	38.501	244.3	14:47:16.618
13		2:25.044	39.482	1:08.028	37.534	252.9	14:52:44.849	13		2:17.684	39.401	1:02.567	35.716	252.3	14:49:34.302
14		2:16.816	39.055	1:02.325	35.436	255.3	14:55:01.665	14		2:18.339	39.156	1:02.885	36.298	254.7	14:51:52.641
15								15		2:38.398	43.018	1:13.377	42.003	154.7	14:54:31.039
16								16		2:22.011	39.315	1:03.477	39.219	252.3	14:56:53.050

89

Ivan Domingues

Formula Alpine

Yaroslav Veselaho

Formula Alpine

Rookie

VAN AMERSFOORT RACING

96

Yaroslav Veselaho

Formula Alpine

Lap	D	Time	Sector 1	Sector 2	Sector 3	T. Spd	Elapsed	Lap	D	Time	Sector 1	Sector 2	Sector 3	T. Spd	Elapsed
1		14:08:23.933	14:06:18.916	1:19.974	45.043	157.8	14:08:23.933								
2		2:32.962	43.293	1:10.411	39.258	233.7	14:10:56.895								
3		2:30.273	42.077	1:09.513	38.683	239.4	14:13:27.168	1		14:07:53.629	14:05:46.988	1:22.083	44.558	190.8	14:07:53.629
4		2:31.948	41.947	1:10.926	39.075	238.9	14:15:59.116	2		2:39.749	44.793	1:14.300	40.656	230.2	14:10:33.378
5		2:33.069	42.316	1:10.649	40.104	240.0	14:18:32.185	3		2:34.989	43.497	1:11.925	39.567	234.7	14:13:08.367
6		2:38.656 P	41.985	1:10.281	46.390	236.3	14:21:10.841	4		2:36.737	43.120	1:14.182	39.435	210.5	14:15:45.104
7		11:59.463	10:08.269	1:11.344	39.850	205.3	14:33:10.304	5		2:45.436 P	42.611	1:12.825	50.000	234.2	14:18:30.540
8		2:26.688	41.598	1:07.043	38.047	228.8	14:35:36.992	6		22:03.303	20:02.064	1:19.899	41.340	200.3	14:40:33.843
9		2:19.557	40.313	1:03.131	36.113	244.8	14:37:56.549	7		2:26.523	42.224	1:06.757	37.542	239.4	14:43:00.366
10		2:17.980	39.967	1:01.994	36.019	246.0	14:40:14.529	8		<del>2:22.754</del>	40.425	1:05.162	37.164	244.3	14:45:23.117
11		2:18.110	40.011	1:01.899	36.200	247.7	14:42:32.639	9		2:21.288	39.950	1:04.422	36.916	250.5	14:47:44.405
12		2:30.022 P	40.955	1:05.014	44.053	203.7	14:45:02.661	10		2:43.419	47.373	1:13.474	42.572	129.6	14:50:27.824
13		5:22.497	3:40.837	1:04.343	37.317	251.1	14:50:25.158	11		2:20.643	39.881	1:03.394	37.368	247.7	14:52:48.467
14		2:17.200	39.577	1:01.722	35.901	250.5	14:52:42.358	12		<del>2:45.599</del> P	40.003	1:16.730	48.866	250.0	14:55:34.066
15		2:17.545	39.871	1:01.787	35.887	251.7	14:54:59.903								
16		2:17.111	39.566	1:01.688	35.857	250.5	14:57:17.014								

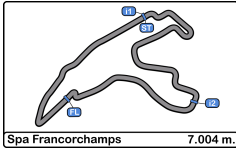
99

Giovanni Maschio

Formula Alpine

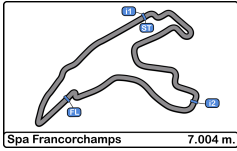
RPM

Lap	D	Time	Sector 1	Sector 2	Sector 3	T. Spd	Elapsed
1		14:08:31.314	14:06:22.934	1:19.577	48.803	165.1	14:08:31.314
2		2:36.173	43.714	1:12.476	39.983	232.7	14:11:07.487
3		2:33.758	42.513	1:11.659	39.586	237.3	14:13:41.245
4		<del>2:55.764</del> P	43.785	1:20.251	51.725	229.7	14:16:37.006
5		13:10.092	11:12.147	1:16.004	41.941	188.4	14:29:47.098
6		2:25.533	42.324	1:06.077	37.132	225.0	14:32:12.631
7		2:45.995	44.191	1:23.602	38.202	165.3	14:34:58.626
8		2:22.276	40.129	1:05.620	36.527	247.7	14:37:20.902
9		2:29.275 P	40.260	1:02.672	46.343	245.4	14:39:50.177
10		6:20.997	4:30.564	1:12.534	37.899	197.4	14:46:11.174
11		2:24.545	40.353	1:04.684	39.508	238.9	14:48:35.719
12		2:17.336	39.693	1:01.428	36.215	252.3	14:50:53.055
13		2:36.163	39.618	1:17.434	39.111	251.1	14:53:29.218
14		<del>2:47.404</del>	39.560	1:01.804	36.037	250.5	14:55:46.619



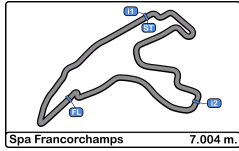
Spa Francorchamps  
Formula Regional Championship by Alpine  
Collective Test 2  
Best Sectors Results

Sector - 1				Sector - 2				Sector - 3				Ideal Lap vs Best Lap			
Clas	Nº	Driver	Time	Nº	Driver	Time	Nº	Driver	Time	Clas	Nº	Driver	Ideal Lap	Best Lap	Clas
1	13	James Wharton	38.860	57	Noah Strømsted	1:00.597	44	Théophile Naël	35.293	1	13	James Wharton	2:15.646	2:15.646	1
2	29	Nandhavud Bhirombhakdi	38.910	4	Roman Bilinski	1:00.865	13	James Wharton	35.351	2	57	Noah Strømsted	2:15.665	2:15.727	3
3	55	Valerio Rinicella	38.917	9	Kanato Le	1:01.254	5	Rafael Camara	35.402	3	4	Roman Bilinski	2:15.711	2:15.725	2
4	47	Nikhil Bohra	38.957	15	Brando Badoer	1:01.377	9	Kanato Le	35.421	4	5	Rafael Camara	2:15.867	2:16.012	4
5	5	Rafael Camara	38.972	99	Giovanni Maschio	1:01.428	74	Enzo Peugeot	35.436	5	9	Kanato Le	2:15.892	2:16.193	6
6	10	Alessandro Giusti	39.033	13	James Wharton	1:01.435	55	Valerio Rinicella	35.451	6	44	Théophile Naël	2:16.061	2:16.061	5
7	7	Nicola Lacorte	39.048	5	Rafael Camara	1:01.493	8	Tuukka Taponen	35.479	7	7	Nicola Lacorte	2:16.232	2:20.056	29
8	74	Enzo Peugeot	39.055	43	Costa Toparis	1:01.548	10	Alessandro Giusti	35.495	8	15	Brando Badoer	2:16.268	2:16.370	7
9	44	Théophile Naël	39.069	8	Tuukka Taponen	1:01.616	33	Jesse Carrasquedo Jr	35.516	9	8	Tuukka Taponen	2:16.282	2:16.609	10
10	95	Evan Giltaire	39.156	7	Nicola Lacorte	1:01.624	4	Roman Bilinski	35.531	10	55	Valerio Rinicella	2:16.343	2:16.378	8
11	8	Tuukka Taponen	39.187	89	Ivan Domingues	1:01.688	16	Romain Andriolo	35.536	11	74	Enzo Peugeot	2:16.510	2:16.618	11
12	3	Ugo Ugochukwu	39.202	44	Théophile Naël	1:01.699	7	Nicola Lacorte	35.560	12	10	Alessandro Giusti	2:16.522	2:16.934	15
13	9	Kanato Le	39.217	22	Pedro Clerot	1:01.756	47	Nikhil Bohra	35.580	13	33	Jesse Carrasquedo Jr	2:16.546	2:16.546	9
14	57	Noah Strømsted	39.253	3	Ugo Ugochukwu	1:01.758	15	Brando Badoer	35.584	14	22	Pedro Clerot	2:16.696	2:17.428	22
15	2	Matteo De Palo	39.257	33	Jesse Carrasquedo Jr	1:01.761	29	Nandhavud Bhirombhakdi	35.639	15	29	Nandhavud	2:16.731	2:16.740	12
16	16	Romain Andriolo	39.261	23	Enzo Deligny	1:01.765	22	Pedro Clerot	35.653	16	16	Romain Andriolo	2:16.823	2:16.874	13
17	33	Jesse Carrasquedo Jr	39.269	66	Ruiqi Liu	1:01.821	2	Matteo De Palo	35.669	17	3	Ugo Ugochukwu	2:16.849	2:17.558	23
18	22	Pedro Clerot	39.287	27	Edgar Pierre	1:01.900	95	Evan Giltaire	35.716	18	43	Costa Toparis	2:16.857	2:16.875	14
19	66	Ruiqi Liu	39.304	19	Marta Garcia	1:01.922	43	Costa Toparis	35.733	19	66	Ruiqi Liu	2:16.953	2:17.306	19
20	15	Brando Badoer	39.307	55	Valerio Rinicella	1:01.975	27	Edgar Pierre	35.811	20	47	Nikhil Bohra	2:16.972	2:17.379	21
21	4	Roman Bilinski	39.315	10	Alessandro Giusti	1:01.994	57	Noah Strømsted	35.815	21	99	Giovanni Maschio	2:17.025	2:17.336	20
22	27	Edgar Pierre	39.397	74	Enzo Peugeot	1:02.019	66	Ruiqi Liu	35.828	22	23	Enzo Deligny	2:17.050	2:17.217	17
23	23	Enzo Deligny	39.410	16	Romain Andriolo	1:02.026	89	Ivan Domingues	35.857	23	95	Evan Giltaire	2:17.091	2:17.684	25
24	20	Zachary David	39.443	20	Zachary David	1:02.115	23	Enzo Deligny	35.875	24	27	Edgar Pierre	2:17.108	2:17.240	18
25	19	Marta Garcia	39.492	29	Nandhavud Bhirombhakdi	1:02.182	3	Ugo Ugochukwu	35.889	25	89	Ivan Domingues	2:17.111	2:17.111	16
26	99	Giovanni Maschio	39.560	2	Matteo De Palo	1:02.188	20	Zachary David	35.893	26	2	Matteo De Palo	2:17.114	2:17.730	26
27	89	Ivan Domingues	39.566	95	Evan Giltaire	1:02.219	19	Marta Garcia	35.923	27	19	Marta Garcia	2:17.337	2:17.565	24
28	6	Hoang Dat Sawyer	39.573	28	Doriane Pin	1:02.314	99	Giovanni Maschio	36.037	28	20	Zachary David	2:17.451	2:18.012	27
29	43	Costa Toparis	39.576	47	Nikhil Bohra	1:02.435	28	Doriane Pin	36.085	29	28	Doriane Pin	2:18.158	2:18.162	28
30	28	Doriane Pin	39.759	96	Yaroslav Veselaho	1:03.394	6	Hoang Dat Sawyer	36.876	30	96	Yaroslav Veselaho	2:20.191	2:20.643	30
31	96	Yaroslav Veselaho	39.881	6	Hoang Dat Sawyer	1:04.926	96	Yaroslav Veselaho	36.916	31	6	Hoang Dat Sawyer	2:21.375	2:23.834	31
32	14	Léna Bühler	42.347	14	Léna Bühler	1:08.510	14	Léna Bühler	38.244	32	14	Léna Bühler	2:29.101	2:29.116	32



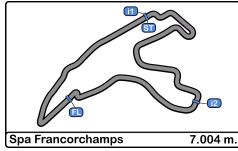
Spa Francorchamps  
Formula Regional Championship by Alpine  
Collective Test 2  
Best 5 Lap Times

Cls	N°	Driver	Nat	Cat	Cls	Team	Nat	Vehicle	Best 1		Best 2		Best 3		Best 4		Best 5	
									Time	Lap	Time	Lap	Time	Lap	Time	Lap	Time	Lap
1	13	James Wharton	AUS			PREMA RACING	ITA	Formula Alpine	2:15.646	14	2:16.216	12	2:16.563	15	2:18.110	9	2:18.323	7
2	4	Roman Biliński	POL			TRIDENT	ITA	Formula Alpine	2:15.725	11	2:15.932	12	2:19.396	6	2:20.005	7	2:20.646	5
3	57	Noah Strømsted	DNK	R	1	RPM	ITA	Formula Alpine	2:15.727	15	2:15.839	16	2:17.188	11	2:17.614	10	2:24.632	8
4	5	Rafael Camara	BRA			PREMA RACING	ITA	Formula Alpine	2:16.012	10	2:16.093	11	2:16.465	14	2:17.446	13	2:17.631	7
5	44	Théophile Naël	FRA			SAINTELOC RACING	FRA	Formula Alpine	2:16.061	11	2:17.120	8	2:17.273	9	2:25.677	7	2:26.128	13
6	9	Kanato Le	GBR	R	2	G4 RACING	CHE	Formula Alpine	2:16.193	13	2:16.305	14	2:17.888	9	2:18.621	8	2:20.553	12
7	15	Brando Badoer	ITA			VAN AMERSFOORT	NLD	Formula Alpine	2:16.370	16	2:16.547	15	2:16.872	13	2:17.347	11	2:19.480	10
8	55	Valerio Rinicella	ITA	R	3	MP MOTORSPORT	NLD	Formula Alpine	2:16.378	13	2:17.182	12	2:17.314	14	2:20.521	8	2:20.690	11
9	33	Jesse Carrasquedo Jr	MEX			G4 RACING	CHE	Formula Alpine	2:16.546	13	2:17.968	11	2:20.703	7	2:27.395	14	2:29.421	6
10	8	Tuukka Taponen	FIN			R-ACE GP	FRA	Formula Alpine	2:16.609	14	2:17.207	15	2:17.332	10	2:18.285	9	2:18.348	8
11	74	Enzo Peugeot	FRA	R	4	SAINTELOC RACING	FRA	Formula Alpine	2:16.618	12	2:16.816	14	2:17.884	8	2:22.142	7	2:25.044	13
12	29	Nandhavud Bhirombhakdi	THA	R	5	KIC MOTORSPORT	FIN	Formula Alpine	2:16.740	14	2:17.261	16	2:20.467	15	2:24.269	9	2:27.557	10
13	16	Romain Andriolo	FRA	R	6	G4 RACING	CHE	Formula Alpine	2:16.874	13	2:17.162	12	2:18.256	15	2:18.921	8	2:19.151	14
14	43	Costa Toparis	AUS			KIC MOTORSPORT	FIN	Formula Alpine	2:16.875	16	2:17.568	17	2:17.851	13	2:17.862	15	2:24.179	14
15	10	Alessandro Giusti	FRA			ART GRAND PRIX	FRA	Formula Alpine	2:16.934	14	2:16.980	15	2:16.983	12	2:17.133	11	2:18.091	10
16	89	Ivan Domingues	PRT	R	7	VAN AMERSFOORT	NLD	Formula Alpine	2:17.111	16	2:17.200	14	2:17.545	15	2:17.980	10	2:18.110	11
17	23	Enzo Deligny	FRA	R	8	R-ACE GP	FRA	Formula Alpine	2:17.217	15	2:17.744	11	2:18.457	10	2:18.638	14	2:18.665	9
18	27	Edgar Pierre	FRA	R	9	RPM	ITA	Formula Alpine	2:17.240	16	2:17.457	14	2:18.902	9	2:26.193	11	2:26.481	8
19	66	Ruiqi Liu	CHN			TRIDENT	ITA	Formula Alpine	2:17.306	15	2:17.321	14	2:17.438	13	2:22.411	9	2:22.605	12
20	99	Giovanni Maschio	ITA			RPM	ITA	Formula Alpine	2:17.336	12	2:22.276	8	2:24.545	11	2:25.533	6	2:29.275	9
21	47	Nikhil Bohra	IND			MP MOTORSPORT	NLD	Formula Alpine	2:17.379	16	2:18.957	13	2:20.239	15	2:20.576	8	2:25.092	7
22	22	Pedro Clerot	BRA	R	10	VAN AMERSFOORT	NLD	Formula Alpine	2:17.428	15	2:17.809	10	2:19.037	9	2:20.218	14	2:28.091	11
23	3	Ugo Ugochukwu	USA			PREMA RACING	ITA	Formula Alpine	2:17.558	8	2:17.936	7	2:18.532	6	2:27.047	9	2:33.618	3
24	19	Marta Garcia	ESP			IRON DAMES	ITA	Formula Alpine	2:17.565	14	2:17.725	13	2:18.412	11	2:18.891	10	2:19.748	9
25	95	Evan Giltair	FRA	R	11	ART GRAND PRIX	FRA	Formula Alpine	2:17.684	13	2:17.968	11	2:17.969	10	2:18.339	14	2:22.011	16
26	2	Matteo De Palo	ITA	R	12	SAINTELOC RACING	FRA	Formula Alpine	2:17.730	13	2:18.355	9	2:20.264	8	2:22.459	7	2:22.550	11
27	20	Zachary David	MLT			R-ACE GP	FRA	Formula Alpine	2:18.012	14	2:18.263	11	2:18.351	10	2:18.736	9	2:19.541	8
28	28	Doriane Pin	FRA	R	13	IRON DAMES	ITA	Formula Alpine	2:18.162	14	2:18.928	11	2:19.028	13	2:19.239	10	2:20.691	9
29	7	Nicola Lacorte	ITA	R	14	TRIDENT	ITA	Formula Alpine	2:20.056	8	2:20.615	12	2:21.534	15	2:21.835	7	2:23.663	6
30	96	Yaroslav Veselaho	UKR			ART GRAND PRIX	FRA	Formula Alpine	2:20.643	11	2:21.288	9	2:26.523	7	2:34.989	3	2:36.737	4
31	6	Hoang Dat Sawyer	VNM	R	15	KIC MOTORSPORT	FIN	Formula Alpine	2:23.834	8	2:24.104	9	2:27.315	6	2:27.944	5	2:46.066	3
32	14	Léna Bühler	CHE			ART GRAND PRIX	ITA	Formula Alpine	2:29.116	7	2:29.555	8	2:38.124	4	2:39.171	3	2:43.034	2





















Spa Francorchamps  
 Formula Regional Championship by Alpine  
 Collective Test 2  
 Best 5 Top Speeds

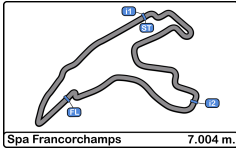
Clas	N°	Driver	Nat	Cat	Cls	Team	Nat	Vehicle	Top 1		Top 2		Top 3		Top 4		Top 5		Avg
									Km/h	Lap	Km/h	Lap	Km/h	Lap	Km/h	Lap	Km/h	Lap	
1	6	Hoang Dat Sawyer	VNM	R	1	KIC MOTORSPORT	FIN	Formula Alpine	262.7	10	256.5	9	255.9	11	252.3	7	251.7	12	255.8
2	13	James Wharton	AUS			PREMA RACING	ITA	Formula Alpine	261.5	14	253.5	12	253.5	15	250.5	10	249.4	7	253.7
3	44	Théophile Naël	FRA			SAINTELOC RACING	FRA	Formula Alpine	261.5	11	260.8	14	256.5	12	252.9	9	251.7	8	256.7
4	55	Valerio Rinicella	ITA	R	2	MP MOTORSPORT	IND	Formula Alpine	260.2	14	257.7	13	254.7	12	249.4	9	247.7	8	253.9
5	7	Nicola Lacorte	ITA	R	3	TRIDENT	ITA	Formula Alpine	259.6	15	256.5	16	255.9	13	254.7	14	248.2	9	255.0
6	29	Nandhavud Bhirombhakdi	THA	R	4	KIC MOTORSPORT	FIN	Formula Alpine	259.6	14	255.9	13	255.3	15	253.5	16	252.3	10	255.3
7	2	Matteo De Palo	ITA	R	5	SAINTELOC RACING	FRA	Formula Alpine	258.9	13	257.1	15	255.9	12	251.7	9	251.7	10	255.1
8	47	Nikhil Bohra	IND			MP MOTORSPORT	IND	Formula Alpine	258.3	14	253.5	15	253.5	16	252.3	13	250.0	10	253.5
9	9	Kanato Le	GBR	R	6	G4 RACING	CHE	Formula Alpine	257.7	13	257.1	14	255.9	15	252.3	9	251.7	10	254.9
10	10	Alessandro Giusti	FRA			ART GRAND PRIX	FRA	Formula Alpine	257.7	11	256.5	10	255.3	14	255.3	15	253.5	12	255.6
11	5	Rafael Camara	BRA			PREMA RACING	ITA	Formula Alpine	257.1	10	257.1	13	255.3	11	254.1	14	251.1	7	254.9
12	23	Enzo Deligny	FRA	R	7	R-ACE GP	FRA	Formula Alpine	257.1	14	252.9	15	250.0	10	250.0	12	247.7	8	251.5
13	16	Romain Andriolo	FRA	R	8	G4 RACING	CHE	Formula Alpine	255.9	13	255.3	14	253.5	8	253.5	9	253.5	15	254.3
14	33	Jesse Carrasquedo Jr	MEX			G4 RACING	CHE	Formula Alpine	255.9	14	252.9	13	248.8	11	246.5	8	245.4	7	249.9
15	8	Tuukka Taponen	FIN			R-ACE GP	FRA	Formula Alpine	255.3	13	252.9	14	252.3	15	251.1	11	250.5	12	252.4
16	74	Enzo Peugeot	FRA	R	9	SAINTELOC RACING	FRA	Formula Alpine	255.3	14	253.5	12	252.9	13	251.1	8	251.1	9	252.8
17	3	Ugo Ugochukwu	USA			PREMA RACING	ITA	Formula Alpine	254.7	11	248.8	9	248.2	8	247.1	6	246.5	7	249.1
18	22	Pedro Clerot	BRA	R	10	VAN AMERSFOORT RACING	IND	Formula Alpine	254.7	13	253.5	12	252.3	14	252.3	15	245.4	9	251.6
19	95	Evan Giltair	FRA	R	11	ART GRAND PRIX	FRA	Formula Alpine	254.7	14	253.5	11	252.3	13	252.3	16	251.7	10	252.9
20	57	Noah Strømsted	DNK	R	12	RPM	ITA	Formula Alpine	253.5	15	251.7	10	251.1	11	250.0	16	249.4	9	251.1
21	66	Ruiqi Liu	CHN			TRIDENT	ITA	Formula Alpine	253.5	16	252.9	14	252.9	15	251.1	13	246.5	9	251.4
22	19	Marta Garcia	ESP			IRON DAMES	ITA	Formula Alpine	252.9	15	251.1	13	251.1	14	251.1	16	250.0	10	251.2
23	43	Costa Toparis	AUS			KIC MOTORSPORT	FIN	Formula Alpine	252.9	16	252.3	13	251.1	10	251.1	15	250.5	9	251.6
24	15	Brando Badoer	ITA			VAN AMERSFOORT RACING	IND	Formula Alpine	252.3	16	251.1	12	251.1	15	250.5	11	248.8	13	250.8
25	27	Edgar Pierre	FRA	R	13	RPM	ITA	Formula Alpine	252.3	10	251.7	14	251.1	16	250.5	9	250.0	11	251.1
26	99	Giovanni Maschio	ITA			RPM	ITA	Formula Alpine	252.3	12	251.1	13	250.5	14	247.7	8	245.4	9	249.4
27	28	Doriane Pin	FRA	R	14	IRON DAMES	ITA	Formula Alpine	251.7	16	251.1	13	250.0	14	248.8	9	247.7	11	249.8
28	89	Ivan Domingues	PRY	R	15	VAN AMERSFOORT RACING	IND	Formula Alpine	251.7	15	251.1	13	250.5	14	250.5	16	247.7	11	250.3
29	4	Roman Bilinski	POL			TRIDENT	ITA	Formula Alpine	250.5	12	250.0	11	250.0	14	246.0	7	245.4	5	248.4
30	20	Zachary David	MLT			R-ACE GP	FRA	Formula Alpine	250.5	14	250.0	15	248.8	12	248.2	8	248.2	10	249.1
31	96	Yaroslav Veselaho	CZE			ART GRAND PRIX	FRA	Formula Alpine	250.5	9	250.0	12	247.7	11	244.3	8	239.4	7	246.4
32	14	Léna Bühler	CHE			ART GRAND PRIX	ITA	Formula Alpine	233.2	8	231.2	7	227.8	6	223.1	5	214.2	4	225.9



Spa Francorchamps  
Formula Regional Championship by Alpine  
Collective Test 2  
Fastest Laps Sequence

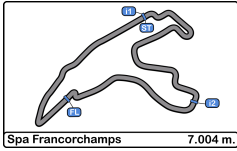
Lap	Time of Day	Session Time	N° Driver	Nat	Cat	Team	Nat	Vehicle	Time	Km/h
2	14:10:07.212	5:07.212	95 Evan Giltaire	 FRA	R	ART GRAND PRIX	 FRA	Formula Alpine	2:32.545	165.2
2	14:10:28.204	5:28.204	47 Nikhil Bohra	 IND		MP MOTORSPORT	 NLD	Formula Alpine	2:32.481	165.3
2	14:10:53.922	5:53.922	22 Pedro Clerot	 BRA	R	VAN AMERSFOORT	 NLD	Formula Alpine	2:32.266	165.5
3	14:12:38.457	7:38.457	95 Evan Giltaire	 FRA	R	ART GRAND PRIX	 FRA	Formula Alpine	2:31.245	166.7
3	14:12:50.824	7:50.824	74 Enzo Peugeot	 FRA	R	SAINTELOC RACING	 FRA	Formula Alpine	2:30.868	167.1
3	14:12:58.261	7:58.261	47 Nikhil Bohra	 IND		MP MOTORSPORT	 NLD	Formula Alpine	2:30.057	168.0
3	14:13:20.821	8:20.821	8 Tuukka Taponen	 FIN		R-ACE GP	 FRA	Formula Alpine	2:28.697	169.5
4	14:15:59.297	10:59.297	15 Brando Badoer	 ITA		VAN AMERSFOORT	 NLD	Formula Alpine	2:28.379	169.9
5	14:22:12.256	17:12.256	57 Noah Strømsted	 DNK	R	RPM	 ITA	Formula Alpine	2:28.133	170.2
4	14:24:11.229	19:11.229	4 Roman Bilinski	 POL		TRIDENT	 ITA	Formula Alpine	2:22.660	176.7
5	14:26:31.875	21:31.875	4 Roman Bilinski	 POL		TRIDENT	 ITA	Formula Alpine	2:20.646	179.2
6	14:28:51.271	23:51.271	4 Roman Bilinski	 POL		TRIDENT	 ITA	Formula Alpine	2:19.396	180.8
6	14:30:50.967	25:50.967	13 James Wharton	 AUS		PREMA RACING	 ITA	Formula Alpine	2:19.383	180.9
7	14:33:09.290	28:09.290	13 James Wharton	 AUS		PREMA RACING	 ITA	Formula Alpine	2:18.323	182.2
7	14:35:37.654	30:37.654	5 Rafael Camara	 BRA		PREMA RACING	 ITA	Formula Alpine	2:17.631	183.2
10	14:39:10.443	34:10.443	57 Noah Strømsted	 DNK	R	RPM	 ITA	Formula Alpine	2:17.614	183.2
8	14:39:43.536	34:43.536	44 Théophile Naël	 FRA		SAINTELOC RACING	 FRA	Formula Alpine	2:17.120	183.8
13	14:45:47.144	40:47.144	15 Brando Badoer	 ITA		VAN AMERSFOORT	 NLD	Formula Alpine	2:16.872	184.2
11	14:46:23.774	41:23.774	4 Roman Bilinski	 POL		TRIDENT	 ITA	Formula Alpine	2:15.725	185.7
14	14:53:48.259	48:48.259	13 James Wharton	 AUS		PREMA RACING	 ITA	Formula Alpine	2:15.646	185.8





**Spa Francorchamps**  
**Formula Regional Championship by Alpine**  
**Collective Test 2**  
**Event Best Maximum Speed**

N°	Driver	Nat	Cat	Clas	Team	Nat	Vehicle	Km/h	Session
6	Hoang Dat Sawyer		VNM	R 1	KIC MOTORSPORT		Formula Alpine	262.7	Collective Test 2
44	Théophile Naël		FRA		SAINTELOC RACING		Formula Alpine	261.5	Collective Test 2
13	James Wharton		AUS		PREMA RACING		Formula Alpine	261.5	Collective Test 2
2	Matteo De Palo		ITA	R 2	SAINTELOC RACING		Formula Alpine	260.8	Pre Event Collective Test 2
95	Evan Giltaire		FRA	R 3	ART GRAND PRIX		Formula Alpine	260.8	Pre Event Collective Test 2
57	Noah Strømsted		DNK	R 4	RPM		Formula Alpine	260.2	Pre Event Collective Test 1
55	Valerio Rinicella		ITA	R 5	MP MOTORSPORT		Formula Alpine	260.2	Collective Test 2
29	Nandhavud Bhirombhakdi		THA	R 6	KIC MOTORSPORT		Formula Alpine	259.6	Collective Test 2
7	Nicola Lacorte		ITA	R 7	TRIDENT		Formula Alpine	259.6	Collective Test 2
23	Enzo Deligny		FRA	R 8	R-ACE GP		Formula Alpine	258.3	Pre Event Collective Test 2
4	Roman Bilinski		POL		TRIDENT		Formula Alpine	258.3	Pre Event Collective Test 2
47	Nikhil Bohra		IND		MP MOTORSPORT		Formula Alpine	258.3	Collective Test 2
8	Tuukka Taponen		FIN		R-ACE GP		Formula Alpine	257.7	Pre Event Collective Test 1
99	Giovanni Maschio		ITA		RPM		Formula Alpine	257.7	Pre Event Collective Test 1
9	Kanato Le		GBR	R 9	G4 RACING		Formula Alpine	257.7	Pre Event Collective Test 2
19	Marta Garcia		ESP		IRON DAMES		Formula Alpine	257.7	Pre Event Collective Test 2
10	Alessandro Giusti		FRA		ART GRAND PRIX		Formula Alpine	257.7	Collective Test 2
66	Ruiqi Liu		CHN		TRIDENT		Formula Alpine	257.1	Pre Event Collective Test 1
15	Brando Badoer		ITA		VAN AMERSFOORT		Formula Alpine	257.1	Pre Event Collective Test 1
27	Edgar Pierre		FRA	R 10	RPM		Formula Alpine	257.1	Pre Event Collective Test 2
5	Rafael Camara		BRA		PREMA RACING		Formula Alpine	257.1	Collective Test 2
3	Ugo Ugochukwu		USA		PREMA RACING		Formula Alpine	256.5	Pre Event Collective Test 2
96	Yaroslav Veselaho		UKR		ART GRAND PRIX		Formula Alpine	255.9	Pre Event Collective Test 2
16	Romain Andriolo		FRA	R 11	G4 RACING		Formula Alpine	255.9	Collective Test 2
33	Jesse Carrasquedo Jr		MEX		G4 RACING		Formula Alpine	255.9	Collective Test 2
22	Pedro Clerot		BRA	R 12	VAN AMERSFOORT		Formula Alpine	255.3	Pre Event Collective Test 2
74	Enzo Peugeot		FRA	R 13	SAINTELOC RACING		Formula Alpine	255.3	Collective Test 2
89	Ivan Domingues		PRT	R 14	VAN AMERSFOORT		Formula Alpine	254.7	Pre Event Collective Test 2
20	Zachary David		MLT		R-ACE GP		Formula Alpine	252.9	Pre Event Collective Test 1
14	Léna Bühler		CHE		ART GRAND PRIX		Formula Alpine	252.9	Pre Event Collective Test 1
28	Doriane Pin		FRA	R 15	IRON DAMES		Formula Alpine	252.9	Pre Event Collective Test 2
43	Costa Toparis		AUS		KIC MOTORSPORT		Formula Alpine	252.9	Collective Test 2



## Spa Francorchamps

### Formula Regional Championship by Alpine

#### Collective Test 2

#### Pit Stop Analysis

**2** Matteo De Palo Formula Alpine  
Rookie SAINTELOC RACING

N°	In Day Time	In Time	Out Time	Pit Time	T. Pit Time	Handicap	Diff.
1	14:18:03.428	14:18:03.428	14:32:23.784	14:20.356	14:20.356		

**3** Ugo Ugochukwu Formula Alpine  
PREMA RACING

N°	In Day Time	In Time	Out Time	Pit Time	T. Pit Time	Handicap	Diff.
1	14:08:06.241	14:08:06.241	14:14:23.190	6:16.949	6:16.949		
2	14:19:18.118	14:19:18.118	14:28:58.216	9:40.098	15:57.047		
3	14:43:06.010	14:43:06.010	14:50:38.874	7:32.864	23:29.911		

**4** Roman Bilinski Formula Alpine  
TRIDENT

N°	In Day Time	In Time	Out Time	Pit Time	T. Pit Time	Handicap	Diff.
1	14:07:36.639	14:07:36.639	14:16:30.415	8:53.776	8:53.776		
2	14:33:36.327	14:33:36.327	14:39:07.160	5:30.833	14:24.609		

**5** Rafael Camara Formula Alpine  
PREMA RACING

N°	In Day Time	In Time	Out Time	Pit Time	T. Pit Time	Handicap	Diff.
1	14:08:28.647	14:08:28.647	14:14:51.617	6:22.970	6:22.970		
2	14:20:27.496	14:20:27.496	14:25:52.613	5:25.117	11:48.087		
3	14:38:04.483	14:38:04.483	14:42:58.748	4:54.265	16:42.352		

**6** Hoang Dat Sawyer Formula Alpine  
Rookie KIC MOTORSPORT

N°	In Day Time	In Time	Out Time	Pit Time	T. Pit Time	Handicap	Diff.
1	14:27:59.986	14:27:59.986	14:32:09.252	4:09.266	4:09.266		
2	14:51:58.090	14:51:58.090	14:53:10.376	1:12.286	5:21.552		

**7** Nicola Lacorte Formula Alpine  
Rookie TRIDENT

N°	In Day Time	In Time	Out Time	Pit Time	T. Pit Time	Handicap	Diff.
1	14:07:40.863	14:07:40.863	14:12:09.772	4:28.909	4:28.909		
2	14:19:42.616	14:19:42.616	14:22:56.177	3:13.561	7:42.470		
3	14:37:17.080	14:37:17.080	14:40:53.845	3:36.765	11:19.235		

**8** Tuukka Taponen Formula Alpine  
R-ACE GP

N°	In Day Time	In Time	Out Time	Pit Time	T. Pit Time	Handicap	Diff.
1	14:15:57.172	14:15:57.172	14:20:12.557	4:15.385	4:15.385		
2	14:22:40.497	14:22:40.497	14:31:39.997	8:59.500	13:14.885		
3	14:46:07.633	14:46:07.633	14:47:57.133	1:49.500	15:04.385		

**9** Kanato Le Formula Alpine  
Rookie G4 RACING

N°	In Day Time	In Time	Out Time	Pit Time	T. Pit Time	Handicap	Diff.
1	14:08:29.890	14:08:29.890	14:14:07.625	5:37.735	5:37.735		
2	14:24:30.488	14:24:30.488	14:30:18.816	5:48.328	11:26.063		
3	14:42:16.714	14:42:16.714	14:44:34.474	2:17.760	13:43.823		

**10** Alessandro Giusti Formula Alpine  
ART GRAND PRIX

N°	In Day Time	In Time	Out Time	Pit Time	T. Pit Time	Handicap	Diff.
1	14:07:42.793	14:07:42.793	14:08:11.068	28.275	28.275		
2	14:15:43.584	14:15:43.584	14:21:19.997	5:36.413	6:04.688		
3	14:28:56.334	14:28:56.334	14:37:32.729	8:36.395	14:41.083		

**13** James Wharton Formula Alpine  
PREMA RACING

N°	In Day Time	In Time	Out Time	Pit Time	T. Pit Time	Handicap	Diff.
1	14:08:32.835	14:08:32.835	14:14:27.016	5:54.181	5:54.181		
2	14:19:20.352	14:19:20.352	14:23:35.292	4:14.940	10:09.121		
3	14:40:18.830	14:40:18.830	14:44:25.603	4:06.773	14:15.894		

**14** Léna Bühler Formula Alpine  
ART GRAND PRIX

N°	In Day Time	In Time	Out Time	Pit Time	T. Pit Time	Handicap	Diff.
1	14:18:37.226	14:18:37.226	14:24:54.691	6:17.465	6:17.465		

**15** Brando Badoer Formula Alpine  
VAN AMERSFOORT RACING

N°	In Day Time	In Time	Out Time	Pit Time	T. Pit Time	Handicap	Diff.
1	14:23:48.817	14:23:48.817	14:31:07.322	7:18.505	7:18.505		

**16** Romain Andriolo Formula Alpine  
Rookie G4 RACING

N°	In Day Time	In Time	Out Time	Pit Time	T. Pit Time	Handicap	Diff.
1	14:08:43.137	14:08:43.137	14:14:38.928	5:55.791	5:55.791		
2	14:25:17.370	14:25:17.370	14:30:25.308	5:07.938	11:03.729		
3	14:39:58.405	14:39:58.405	14:42:33.142	2:34.737	13:38.466		

**19** Marta Garcia Formula Alpine  
IRON DAMES

N°	In Day Time	In Time	Out Time	Pit Time	T. Pit Time	Handicap	Diff.
1	14:08:48.116	14:08:48.116	14:14:20.121	5:32.005	5:32.005		
2	14:27:15.375	14:27:15.375	14:30:50.084	3:34.709	9:06.714		

**20** Zachary David Formula Alpine  
R-ACE GP

N°	In Day Time	In Time	Out Time	Pit Time	T. Pit Time	Handicap	Diff.
1	14:20:59.014	14:20:59.014	14:32:50.207	11:51.193	11:51.193		
2	14:46:52.846	14:46:52.846	14:48:39.065	1:46.219	13:37.412		

**22** Pedro Clerot Formula Alpine  
Rookie VAN AMERSFOORT RACING

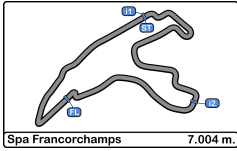
N°	In Day Time	In Time	Out Time	Pit Time	T. Pit Time	Handicap	Diff.
1	14:18:35.502	14:18:35.502	14:23:01.551	4:26.049	4:26.049		
2	14:25:36.869	14:25:36.869	14:31:48.982	6:12.113	10:38.162		
3	14:43:56.834	14:43:56.834	14:47:14.262	3:17.428	13:55.590		

**23** Enzo Deligny Formula Alpine  
Rookie R-ACE GP

N°	In Day Time	In Time	Out Time	Pit Time	T. Pit Time	Handicap	Diff.
1	14:15:55.625	14:15:55.625	14:20:13.938	4:18.313	4:18.313		
2	14:25:12.025	14:25:12.025	14:32:58.201	7:46.176	12:04.489		
3	14:46:58.767	14:46:58.767	14:48:22.686	1:23.919	13:28.408		

**27** Edgar Pierre Formula Alpine  
Rookie RPM

N°	In Day Time	In Time	Out Time	Pit Time	T. Pit Time	Handicap	Diff.
1	14:16:20.970	14:16:20.970	14:20:08.840	3:47.870	3:47.870		
2	14:25:15.541	14:25:15.541	14:30:09.709	4:54.168	8:42.038		
3	14:42:26.972	14:42:26.972	14:44:18.662	1:51.690	10:33.728		



**Spa Francorchamps**  
**Formula Regional Championship by Alpine**  
**Collective Test 2**  
**Pit Stop Analysis**

**28** Doriane Pin Formula Alpine  
Rookie IRON DAMES

N°	In Day Time	In Time	Out Time	Pit Time	T. Pit Time	Handicap	Diff.
1	14:08:46.927	14:08:46.927	14:13:08.365	4:21.438	4:21.438		
2	14:26:04.385	14:26:04.385	14:30:43.902	4:39.517	9:00.955		

**29** Nandhavud Bhirombhakdi Formula Alpine  
Rookie KIC MOTORSPORT

N°	In Day Time	In Time	Out Time	Pit Time	T. Pit Time	Handicap	Diff.
1	14:24:00.022	14:24:00.022	14:33:13.611	9:13.589	9:13.589		
2	14:40:43.024	14:40:43.024	14:42:50.517	2:07.493	11:21.082		

**33** Jesse Carrasquedo Jr Formula Alpine  
Rookie G4 RACING

N°	In Day Time	In Time	Out Time	Pit Time	T. Pit Time	Handicap	Diff.
1	14:08:45.246	14:08:45.246	14:15:20.863	6:35.617	6:35.617		
2	14:23:21.231	14:23:21.231	14:30:27.272	7:06.041	13:41.658		
3	14:40:16.776	14:40:16.776	14:42:41.390	2:24.614	16:06.272		

**43** Costa Toparis Formula Alpine  
Rookie KIC MOTORSPORT

N°	In Day Time	In Time	Out Time	Pit Time	T. Pit Time	Handicap	Diff.
1	14:21:44.375	14:21:44.375	14:28:23.968	6:39.593	6:39.593		
2	14:38:13.010	14:38:13.010	14:40:36.647	2:23.637	9:03.230		

**44** Théophile Naël Formula Alpine  
Rookie SAINTELOC RACING

N°	In Day Time	In Time	Out Time	Pit Time	T. Pit Time	Handicap	Diff.
1	14:17:56.471	14:17:56.471	14:32:32.343	14:35.872	14:35.872		

**47** Nikhil Bohra Formula Alpine  
Rookie MP MOTORSPORT

N°	In Day Time	In Time	Out Time	Pit Time	T. Pit Time	Handicap	Diff.
1	14:18:00.036	14:18:00.036	14:26:00.831	8:00.795	8:00.795		
2	14:38:05.857	14:38:05.857	14:42:05.656	3:59.799	12:00.594		

**55** Valerio Rinicella Formula Alpine  
Rookie MP MOTORSPORT

N°	In Day Time	In Time	Out Time	Pit Time	T. Pit Time	Handicap	Diff.
1	14:18:27.388	14:18:27.388	14:29:37.866	11:10.478	11:10.478		
2	14:39:14.938	14:39:14.938	14:43:43.880	4:28.942	15:39.420		

**57** Noah Strømsted Formula Alpine  
Rookie RPM

N°	In Day Time	In Time	Out Time	Pit Time	T. Pit Time	Handicap	Diff.
1	14:13:37.032	14:13:37.032	14:17:18.495	3:41.463	3:41.463		
2	14:24:58.335	14:24:58.335	14:29:28.717	4:30.382	8:11.845		
3	14:43:47.420	14:43:47.420	14:45:14.773	1:27.353	9:39.198		

**66** Ruiqi Liu Formula Alpine  
Rookie TRIDENT

N°	In Day Time	In Time	Out Time	Pit Time	T. Pit Time	Handicap	Diff.
1	14:07:45.025	14:07:45.025	14:11:38.589	3:53.564	3:53.564		
2	14:22:12.159	14:22:12.159	14:25:34.837	3:22.678	7:16.242		
3	14:37:43.011	14:37:43.011	14:42:20.554	4:37.543	11:53.785		

**74** Enzo Peugeot Formula Alpine  
Rookie SAINTELOC RACING

N°	In Day Time	In Time	Out Time	Pit Time	T. Pit Time	Handicap	Diff.
1	14:18:01.398	14:18:01.398	14:33:50.487	15:49.089	15:49.089		

**89** Ivan Domingues Formula Alpine  
Rookie VAN AMERSFOORT RACING

N°	In Day Time	In Time	Out Time	Pit Time	T. Pit Time	Handicap	Diff.
1	14:21:05.435	14:21:05.435	14:30:37.203	9:31.768	9:31.768		
2	14:44:57.290	14:44:57.290	14:48:09.345	3:12.055	12:43.823		

**95** Evan Giltaire Formula Alpine  
Rookie ART GRAND PRIX

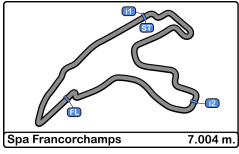
N°	In Day Time	In Time	Out Time	Pit Time	T. Pit Time	Handicap	Diff.
1	14:15:16.452	14:15:16.452	14:23:40.049	8:23.597	8:23.597		
2	14:31:04.200	14:31:04.200	14:35:26.984	4:22.784	12:46.381		

**96** Yaroslav Veselaho Formula Alpine  
Rookie ART GRAND PRIX

N°	In Day Time	In Time	Out Time	Pit Time	T. Pit Time	Handicap	Diff.
1	14:18:25.258	14:18:25.258	14:37:45.503	19:20.245	19:20.245		

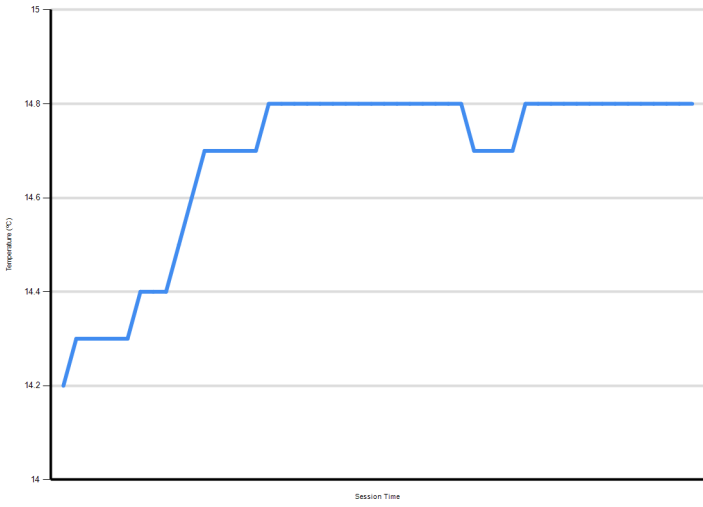
**99** Giovanni Maschio Formula Alpine  
Rookie RPM

N°	In Day Time	In Time	Out Time	Pit Time	T. Pit Time	Handicap	Diff.
1	14:16:31.586	14:16:31.586	14:27:03.134	10:31.548	10:31.548		
2	14:39:44.696	14:39:44.696	14:43:36.395	3:51.699	14:23.247		

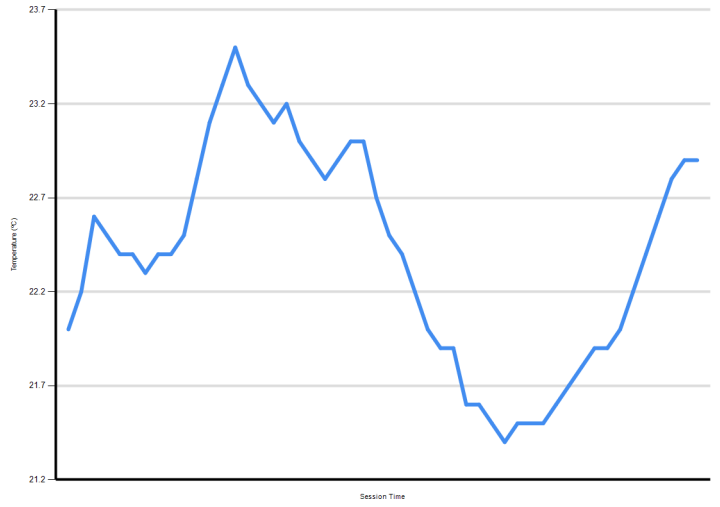


Spa Francorchamps  
Formula Regional Championship by Alpine  
Collective Test 2  
Weather Report

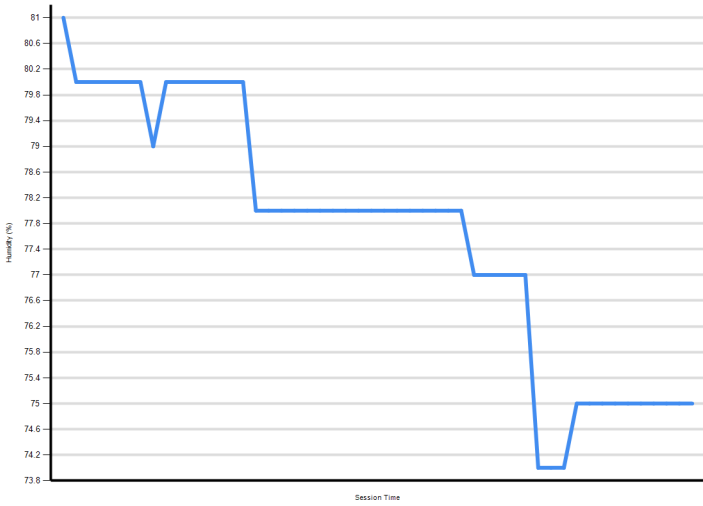
Air Temperature



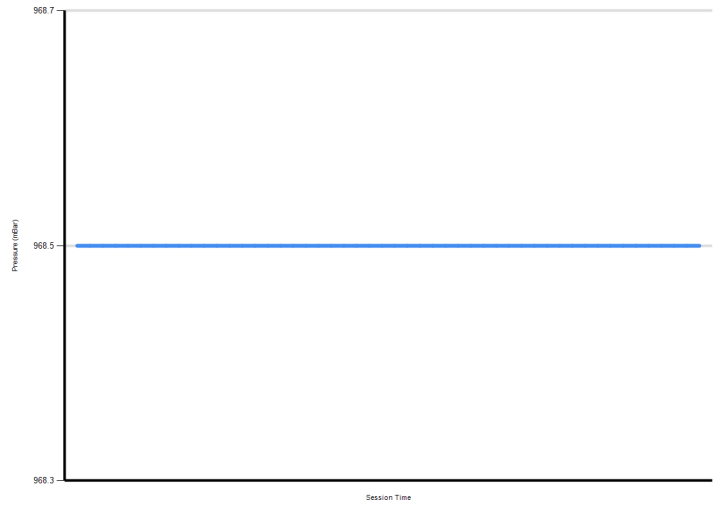
Track Temperature



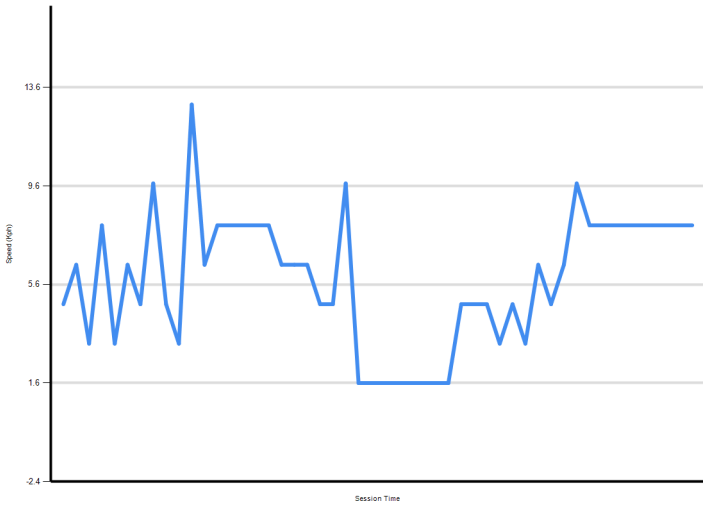
Humidity



Pressure



Wind Speed



Wind direction

