

Hockenheimring
Clio Cup Series
Race - 1

CLIO CUP

SERIES

Provisional Results

Clas	B.	Driver	Nat	Cat	Clas	Team	Nat	Group	Laps	Total Time	Gap	Interval	Km/h	Best	Time	Km/h
1	12	Gabriele Torelli	ITA			RANGONI Corse	ITA	CCS / FRA	13	29:55.565			119.2	4	2:00.593	136.5
2	5	Anthony Jurado	FRA			RANGONI Corse	ITA	CCS	13	29:55.744	0.179	0.179	119.2	4	2:00.729	136.3
3	1	David Pouget	FRA			GPA Racing	FRA	CCS / FRA	13	29:56.439	0.874	0.695	119.1	4	2:01.105	135.9
4	48	Nicolas Milan	FRA			Milan Competition	FRA	CCS / FRA	13	29:56.575	1.010	0.136	119.1	3	2:00.638	136.4
5	23	Alexandre Finkelstein	FRA			GPA Racing	FRA	FRA	13	29:56.900	1.335	0.325	119.1	10	2:01.062	136.0
6	113	Adrian Schimpf	ESP	JUN	1	AST Competition	ESP	CCS	13	29:57.216	1.651	0.316	119.1	3	2:00.885	136.2
7	60	Leonardo Arduini	ITA	JUN	2	MC Motortecnica	ITA	CCS	13	29:57.479	1.914	0.263	119.0	4	2:01.233	135.8
8	107	Lorenzo Van Riet	NLD	CHA	1	RANGONI Corse	ITA	CCS / MID	13	29:59.021	3.456	1.542	118.9	3	2:01.748	135.2
9	86	Jack Byrne	IRL	JUN	3	GPA Racing	FRA	CCS / MID	13	29:59.309	3.744	0.288	118.9	4	2:01.440	135.5
10	112	Mathias Dall	DNK	JUN	4	DALL Racing	DNK	MID	13	29:59.494	3.929	0.185	118.9	9	2:01.824	135.1
11	43	Damiano Puccetti	ITA	JUN	5	RANGONI Corse	ITA	CCS	13	29:59.712	4.147	0.218	118.9	3	2:01.727	135.2
12	158	Florian Venturi	FRA	JUN	6	GM Sport	FRA	FRA	13	30:00.111	4.546	0.399	118.9	9	2:01.460	135.5
13	9	Andreas Stucki	CHE	CHA	2	STUCKI Motorsport	CHE	MID	13	30:00.635	5.070	0.524	118.8	9	2:01.893	135.0
14	35	Thomas Compain	FRA	JUN	7	Milan Competition	FRA	FRA / MID	13	30:01.145	5.580	0.510	118.8	10	2:01.454	135.5
15	10	Mauro Polderman	NLD	JUN	8	AST Competition	ESP	CCS / MID	13	30:01.437	5.872	0.292	118.8	3	2:01.652	135.3
16	85	Benjamin Cauvas	FRA	CHA	3	GPA Racing	FRA	CCS / MID	13	30:01.601	6.036	0.164	118.8	3	2:01.536	135.4
17	30	Knuteirik Knudsen	NOR	CHA	4	TF Performance	NOR	MID	13	30:02.574	7.009	0.973	118.7	10	2:02.031	134.9
18	7	Mickael Carree	FRA	GEN	1	T2CM	FRA	CCS / FRA	13	30:03.156	7.591	0.582	118.7	10	2:02.051	134.9
19	111	Nikola Tosic	SRB	JUN	9	AKSK Crvena zvezda	SRB	CCS / MID	13	30:03.553	7.988	0.397	118.6	10	2:02.178	134.7
20	37	Calvin Comte	FRA	CHA	5	Comte Racing	FRA	FRA	13	30:04.836	9.271	1.283	118.6	2	2:02.436	134.4
21	3	Daniel Nyffeler	CHE	CHA	6	STUCKI Motorsport	CHE	MID	13	30:05.206	9.641	0.370	118.5	3	2:02.903	133.9
22	21	Stephan Polderman	NLD	GEN	2	AST Competition	ESP	CCS / MID	13	30:05.711	10.146	0.505	118.5	3	2:02.139	134.8
23	133	Samuel Chaligne	FRA	GEN	3	T2CM	FRA	FRA	13	30:06.810	11.245	1.099	118.4	3	2:02.435	134.4
24	999	Horn Horn	FRA	GEN	4	GPA Racing	FRA	CCS	13	30:07.049	11.484	0.239	118.4	9	2:02.648	134.2
25	39	Jaroslav Honzik	CZE	CHA	7	GM Sport	FRA	MID	13	30:07.442	11.877	0.393	118.4	3	2:02.477	134.4
26	131	Steve Compain	FRA	GEN	5	MILAN Competition	FRA	FRA	13	30:07.827	12.262	0.385	118.4	10	2:03.904	132.8
27	99 *	Guillaume Maio	FRA	CHA	8	GM Sport	FRA	CCS / MID	13	30:08.103	12.538	0.276	118.3	11	2:01.345	135.6
28	53	Nava Nava	ITA	GEN	6	MC Motortecnica	ITA	CCS	13	30:08.107	12.542	0.004	118.3	3	2:03.729	133.0
29	79	Felix Heiberg	NOR	JUN	10	TF Performance	NOR	MID	13	30:09.090	13.525	0.983	118.3	3	2:02.156	134.7
30	33	Michel Faye	FRA	GEN	7	GM Sport	FRA	CCS / FRA	13	30:09.322	13.757	0.232	118.3	10	2:03.912	132.8
31	170	Ü. İ. Açıl	FRA	CHA	9	FAS Competition	FRA	MID	13	30:10.717	15.152	1.395	118.2	3	2:03.926	132.8
32	100	Romain Lavocat	FRA	CHA	10	GM Sport	FRA	MID	13	30:11.550	15.985	0.833	118.1	3	2:03.876	132.9
33	219	Milan Popovic	SRB	CHA	11	TEMPO Racing	SRB	CCS	13	30:12.534	16.969	0.984	118.1	3	2:05.579	131.1
34	77	Jean-Louis Carponcin	FRA	GEN	8	INTER Generation	FRA	FRA	13	30:14.736	19.171	2.202	117.9	3	2:03.763	133.0
35	69	Quinto Stefana	ITA	GEN	9	Milan Competition	FRA	CCS	13	30:16.818	21.253	2.082	117.8	3	2:02.567	134.3
36	14	Udo Brunner	DEU	GEN	10	STUCKI Motorsport	CHE	MID	13	30:17.501	21.936	0.683	117.7	2	2:08.719	127.9
37	18	Cedric Delcroix	FRA	CHA	12	GPA Racing	FRA	FRA	12	30:05.470	1 Lap	1 Lap	109.4	3	2:02.453	134.4
38	40	Laurent Dziadus	FRA	GEN	11	Team Lucas	FRA	MID	10	22:51.931	3 Laps	2 Laps	120.0	3	2:02.702	134.1

Not classified: (Requirements: 75% of number laps of leader = 10 Laps)

4	CE. J. A. A. c	FRA	CHA			RANGONI Corse	FRA	MID	8	19:23.949	5 Laps	2 Laps	113.1	2	2:02.290	134.6
199	Alejandro Schimpf	ESP	JUN			AST Competition	ESP	CCS	3	6:16.686	10 Laps	5 Laps	131.1	3	2:01.550	135.4
11	Nikola Miljkovic	SRB	CHA			TEMPO Racing	SRB	CCS / MID	3	6:17.251	10 Laps	0.565	130.9	3	2:01.661	135.3
58	Pierre Bredeaux	FRA	JUN			Comte Racing	FRA	FRA	2	4:13.225	11 Laps	1 Lap	130.0	2	2:02.024	134.9

Fastest lap Gabriele Torelli in 2:00.593 at 136.5 Km/h in lap 4

*** PENALTIES**

CAR 99 - 10 SECONDS TIME PENALTY ADDED TO RACE TIME (INCORRECT POSITION AT THE GRID)

Published at:.....

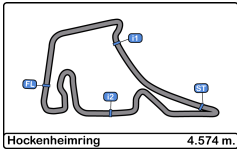
Track Temp: (('š7 Air Temp: & " 'š7 Humidity: 34 % Track Status: DRY

Race Director:

Pierre Delettre

Timekeeper:

S. A. O. & Co
JOB-2654-ESP/M



Hockenheimring

Clio Cup Series

Race - 1

Provisional Results by Category

CLIO CUP SERIES

*** PENALTIES**

CAR 99 - 10 SECONDS TIME PENALTY ADDED TO RACE TIME (INCORRECT POSITION AT THE GRID)

Published at:.....

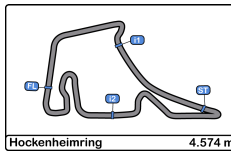
Track Temp: (('\$' 57 Air Temp: & " ' 57 Humidity: 34 % Track Status: DRY

Race Director:

Pierre Delettre

Timekeeper:

S. O. & Co.
JOB-2654-ESP/M



Hockenheimring
Clio Cup Series
Race - 1

CLIO CUP
SERIES

Provisional Results by Class

Table with columns: Clas, B., Driver, Nat, Cat, Clas, Team, Nat, Group, Laps, Total Time, Gap, Interval, Km/h, Best, Time, Km/h. Contains 8 rows of driver data.

Not classified: (Requirements: 75% of number laps of leader = 10 Laps)

Table with 1 row: 199 Alejandro Schimpf, ESP, JUN, 11, AST Competition, Spain, CCS, 3, 6:16.686, 10 Laps, 10 Laps, 131.1, 3, 2:01.550, 135.4

Table with columns: Clas, B., Driver, Nat, Cat, Clas, Team, Nat, Group, Laps, Total Time, Gap, Interval, Km/h, Best, Time, Km/h. Contains 7 rows of driver data.

Not classified: (Requirements: 75% of number laps of leader = 10 Laps)

Table with 1 row: 58 Pierre Bredeaux, FRA, JUN, 12, Comte Racing, France, FRA, 2, 4:13.225, 11 Laps, 10 Laps, 130.0, 2, 2:02.024, 134.9

CCS / MID

Table with columns: Clas, B., Driver, Nat, Cat, Clas, Team, Nat, Group, Laps, Total Time, Gap, Interval, Km/h, Best, Time, Km/h. Contains 7 rows of driver data.

Not classified: (Requirements: 75% of number laps of leader = 10 Laps)

Table with 1 row: 11 Nikola Miljkovic, SRB, CHA, 14, TEMPO Racing, Serbia, CCS / MID, 3, 6:17.251, 10 Laps, 10 Laps, 130.9, 3, 2:01.661, 135.3

MID

Table with columns: Clas, B., Driver, Nat, Cat, Clas, Team, Nat, Group, Laps, Total Time, Gap, Interval, Km/h, Best, Time, Km/h. Contains 10 rows of driver data.

Not classified: (Requirements: 75% of number laps of leader = 10 Laps)

Table with 1 row: 4 (unreadable), FRA, CHA, 13, (unreadable), France, MID, 8, 19:23.949, 5 Laps, 2 Laps, 113.1, 2, 2:02.290, 134.6

Published at:.....

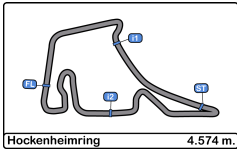
Track Temp: (('57 Air Temp: & " '57 Humidity: 34 % Track Status: DRY

Race Director:

Pierre Delettre

Timekeeper:

(Signature)
JOB-2654-ESP/M



Hockenheimring

Clio Cup Series

Race - 1

Provisional Results by Class

CLIO CUP SERIES

FRA / MID																
Clas	B.	Driver	Nat	Cat	Clas	Team	Nat	Group	Laps	Total Time	Gap	Interval	Km/h	Best	Time	Km/h
1	35	Thomas Compain		JUN	7	Milan Competition		FRA / MID	13	30:01.145			118.8	10	2:01.454	135.5

Fastest lap Gabriele Torelli in 2:00.593 at 136.5 Km/h in lap 4

*** PENALTIES**

CAR 99 - 10 SECONDS TIME PENALTY ADDED TO RACE TIME (INCORRECT POSITION AT THE GRID)

Published at:.....

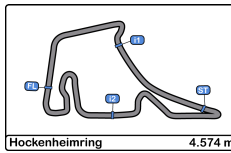
Track Temp: (('\$ 'š Air Temp: & " 'š Humidity: 34 % Track Status: DRY

Race Director:

Pierre Deletre

Timekeeper:

S. O. & Co.
 JOB-2654-ESP/M



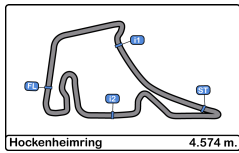
Hockenheimring
Clio Cup Series
Race - 1

CLIO CUP

SERIES

Provisional Classification by Driver Fastest Lap

Cl	B.	Entrant/Team	Nat	Group	Driver	Nat	Cat	Cl	Laps	Best	Time	Gap	Interval	Km/h
1	12	RANGONI Corse	ITA	CCS / FRA	Gabriele Torelli	ITA			13	4	2:00.593			136.5
2	48	Milan Competition	FRA	CCS / FRA	Nicolas Milan	FRA			13	3	2:00.638	0.045	0.045	136.4
3	5	RANGONI Corse	ITA	CCS	Anthony Jurado	FRA			13	4	2:00.729	0.136	0.091	136.3
4	113	AST Competition	ESP	CCS	Adrian Schimpf	ESP	JUN	1	13	3	2:00.885	0.292	0.156	136.2
5	23	GPA Racing	FRA	FRA	Alexandre Finkelstein	FRA			13	10	2:01.062	0.469	0.177	136.0
6	1	GPA Racing	FRA	CCS / FRA	David Pouget	FRA			13	4	2:01.105	0.512	0.043	135.9
7	60	MC Motor Tecnica	ITA	CCS	Leonardo Arduini	ITA	JUN	2	13	4	2:01.233	0.640	0.128	135.8
8	99	GM Sport	FRA	CCS / MID	Guillaume Maio	FRA	CHA	1	13	11	2:01.345	0.752	0.112	135.6
9	86	GPA Racing	FRA	CCS / MID	Jack Byrne	IRL	JUN	3	13	4	2:01.440	0.847	0.095	135.5
10	35	Milan Competition	FRA	FRA / MID	Thomas Compain	FRA	JUN	4	13	10	2:01.454	0.861	0.014	135.5
11	158	GM Sport	FRA	FRA	Florian Venturi	FRA	JUN	5	13	9	2:01.460	0.867	0.006	135.5
12	85	GPA Racing	FRA	CCS / MID	Benjamin Cauvas	FRA	CHA	2	13	3	2:01.536	0.943	0.076	135.4
13	199	AST Competition	ESP	CCS	Alejandro Schimpf	ESP	JUN	6	3	3	2:01.550	0.957	0.014	135.4
14	10	AST Competition	ESP	CCS / MID	Mauro Polderman	NLD	JUN	7	13	3	2:01.652	1.059	0.102	135.3
15	11	TEMPO Racing	SRB	CCS / MID	Nikola Miljkovic	SRB	CHA	3	3	3	2:01.661	1.068	0.009	135.3
16	43	RANGONI Corse	ITA	CCS	Damiano Puccetti	ITA	JUN	8	13	3	2:01.727	1.134	0.066	135.2
17	107	RANGONI Corse	ITA	CCS / MID	Lorenzo Van Riet	NLD	CHA	4	13	3	2:01.748	1.155	0.021	135.2
18	112	DALL Racing	DNK	MID	Mathias Dall	DNK	JUN	9	13	9	2:01.824	1.231	0.076	135.1
19	9	STUCKI Motorsport	CHE	MID	Andreas Stucki	CHE	CHA	5	13	9	2:01.893	1.300	0.069	135.0
20	58	Comte Racing	FRA	FRA	Pierre Bredeaux	FRA	JUN	10	2	2	2:02.024	1.431	0.131	134.9
21	30	TF Performance	NOR	MID	Knuteirik Knudsen	NOR	CHA	6	13	10	2:02.031	1.438	0.007	134.9
22	7	T2CM	FRA	CCS / FRA	Mickael Carree	FRA	GEN	1	13	10	2:02.051	1.458	0.020	134.9
23	21	AST Competition	ESP	CCS / MID	Stephan Polderman	NLD	GEN	2	13	3	2:02.139	1.546	0.088	134.8
24	79	TF Performance	NOR	MID	Felix Heiberg	NOR	JUN	11	13	3	2:02.156	1.563	0.017	134.7
25	111	AKSK Crvena zvezda	SRB	CCS / MID	Nikola Tosic	SRB	JUN	12	13	10	2:02.178	1.585	0.022	134.7
26	4	RANGONI Corse	FRA	MID	Samuel Chaligne	FRA	CHA	7	8	2	2:02.290	1.697	0.112	134.6
27	133	T2CM	FRA	FRA	Samuel Chaligne	FRA	GEN	3	13	3	2:02.435	1.842	0.145	134.4
28	37	Comte Racing	FRA	FRA	Calvin Comte	FRA	CHA	8	13	2	2:02.436	1.843	0.001	134.4
29	18	GPA Racing	FRA	FRA	Cedric Delcroix	FRA	CHA	9	12	3	2:02.453	1.860	0.017	134.4
30	39	GM Sport	FRA	MID	Jaroslav Honzik	CZE	CHA	10	13	3	2:02.477	1.884	0.024	134.4
31	69	Milan Competition	FRA	CCS	Quinto Stefana	ITA	GEN	4	13	3	2:02.567	1.974	0.090	134.3
32	999	GPA Racing	FRA	CCS	Horn Horn	FRA	GEN	5	13	9	2:02.648	2.055	0.081	134.2
33	40	Team Lucas	FRA	MID	Laurent Dziadus	FRA	GEN	6	10	3	2:02.702	2.109	0.054	134.1
34	3	STUCKI Motorsport	CHE	MID	Daniel Nyffeler	CHE	CHA	11	13	3	2:02.903	2.310	0.201	133.9
35	53	MC Motor Tecnica	ITA	CCS	Nava Nava	ITA	GEN	7	13	3	2:03.729	3.136	0.826	133.0
36	77	INTER Generation	FRA	FRA	Jean-Louis Carponci	FRA	GEN	8	13	3	2:03.763	3.170	0.034	133.0
37	100	GM Sport	FRA	MID	Romain Lavocat	FRA	CHA	12	13	3	2:03.876	3.283	0.113	132.9
38	131	MILAN Competition	FRA	FRA	Steve Compain	FRA	GEN	9	13	10	2:03.904	3.311	0.028	132.8
39	33	GM Sport	FRA	CCS / FRA	Michel Faye	FRA	GEN	10	13	10	2:03.912	3.319	0.008	132.8
40	170	FAS Competition	FRA	MID	Udo Brunner	FRA	CHA	13	13	3	2:03.926	3.333	0.014	132.8
41	219	TEMPO Racing	SRB	CCS	Milan Popovic	SRB	CHA	14	13	3	2:05.579	4.986	1.653	131.1
42	14	STUCKI Motorsport	CHE	MID	Udo Brunner	DEU	GEN	11	13	2	2:08.719	8.126	3.140	127.9



Hockenheimring

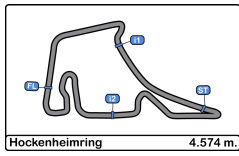
Clio Cup Series

Race - 1

Distance and Speed Average

CLIO CUP SERIES

Clas	B.	Driver	Nat	Cat	Clas	Team	Nat	Group	Laps	Distance	Total Time	Km/h
1	12	Gabriele Torelli		ITA		RANGONI Corse		CCS / FRA	13	59.46	29:55.565	119.2
2	5	Anthony Jurado		FRA		RANGONI Corse		CCS	13	59.46	29:55.744	119.2
3	1	David Pouget		FRA		GPA Racing		CCS / FRA	13	59.46	29:56.439	119.1
4	48	Nicolas Milan		FRA		Milan Competition		CCS / FRA	13	59.46	29:56.575	119.1
5	23	Alexandre Finkelstein		FRA		GPA Racing		FRA	13	59.46	29:56.900	119.1
6	113	Adrian Schimpf		ESP	JUN 1	AST Competition		CCS	13	59.46	29:57.216	119.1
7	60	Leonardo Arduini		ITA	JUN 2	MC Motortecnica		CCS	13	59.46	29:57.479	119.0
8	107	Lorenzo Van Riet		NLD	CHA 1	RANGONI Corse		CCS / MID	13	59.46	29:59.021	118.9
9	86	Jack Byrne		IRL	JUN 3	GPA Racing		CCS / MID	13	59.46	29:59.309	118.9
10	112	Mathias Dall		DNK	JUN 4	DALL Racing		MID	13	59.46	29:59.494	118.9
11	43	Damiano Puccetti		ITA	JUN 5	RANGONI Corse		CCS	13	59.46	29:59.712	118.9
12	158	Florian Venturi		FRA	JUN 6	GM Sport		FRA	13	59.46	30:00.111	118.9
13	9	Andreas Stucki		CHE	CHA 2	STUCKI Motorsport		MID	13	59.46	30:00.635	118.8
14	35	Thomas Compain		FRA	JUN 7	Milan Competition		FRA / MID	13	59.46	30:01.145	118.8
15	10	Mauro Polderman		NLD	JUN 8	AST Competition		CCS / MID	13	59.46	30:01.437	118.8
16	85	Benjamin Cauvas		FRA	CHA 3	GPA Racing		CCS / MID	13	59.46	30:01.601	118.8
17	30	Knuteirik Knudsen		NOR	CHA 4	TF Performance		MID	13	59.46	30:02.574	118.7
18	7	Mickael Carree		FRA	GEN 1	T2CM		CCS / FRA	13	59.46	30:03.156	118.7
19	111	Nikola Tomic		SRB	JUN 9	AKSK Crvena zvezda		CCS / MID	13	59.46	30:03.553	118.6
20	37	Calvin Comte		FRA	CHA 5	Comte Racing		FRA	13	59.46	30:04.836	118.6
21	3	Daniel Nyffeler		CHE	CHA 6	STUCKI Motorsport		MID	13	59.46	30:05.206	118.5
22	21	Stephan Polderman		NLD	GEN 2	AST Competition		CCS / MID	13	59.46	30:05.711	118.5
23	133	Samuel Chaligne		FRA	GEN 3	T2CM		FRA	13	59.46	30:06.810	118.4
24	999	Horn Horn		FRA	GEN 4	GPA Racing		CCS	13	59.46	30:07.049	118.4
25	39	Jaroslav Honzik		CZE	CHA 7	GM Sport		MID	13	59.46	30:07.442	118.4
26	131	Steve Compain		FRA	GEN 5	MILAN Competition		FRA	13	59.46	30:07.827	118.4
27	99	Guillaume Maio		FRA	CHA 8	GM Sport		CCS / MID	13	59.46	30:08.103	118.3
28	53	Nava Nava		ITA	GEN 6	MC Motortecnica		CCS	13	59.46	30:08.107	118.3
29	79	Felix Heiberg		NOR	JUN 10	TF Performance		MID	13	59.46	30:09.090	118.3
30	33	Michel Faye		FRA	GEN 7	GM Sport		CCS / FRA	13	59.46	30:09.322	118.3
31	170	Ü.đ. āŃ ^çđ^		FRA	CHA 9	FAS Competition		MID	13	59.46	30:10.717	118.2
32	100	Romain Lavocat		FRA	CHA 10	GM Sport		MID	13	59.46	30:11.550	118.1
33	219	Milan Popovic		SRB	CHA 11	TEMPO Racing		CCS	13	59.46	30:12.534	118.1
34	77	Jean-Louis Carponcin		FRA	GEN 8	INTER Generation		FRA	13	59.46	30:14.736	117.9
35	69	Quinto Stefana		ITA	GEN 9	Milan Competition		CCS	13	59.46	30:16.818	117.8
36	14	Udo Brunner		DEU	GEN 10	STUCKI Motorsport		MID	13	59.46	30:17.501	117.7
37	18	Cedric Delcroix		FRA	CHA 12	GPA Racing		FRA	12	54.88	30:05.470	109.4
38	40	Laurent Dziadus		FRA	GEN 11	Team Lucas		MID	10	45.74	22:51.931	120.0
39	4	Œ !.jā} Å^} ^c		FRA	CHA 13	RÚÓŃ[{ } .cat }		MID	8	36.59	19:23.949	113.1
40	199	Alejandro Schimpf		ESP	JUN 11	AST Competition		CCS	3	13.72	6:16.686	131.1
41	11	Nikola Miljkovic		SRB	CHA 14	TEMPO Racing		CCS / MID	3	13.72	6:17.251	130.9
42	58	Pierre Bredeaux		FRA	JUN 12	Comte Racing		FRA	2	09.14	4:13.225	130.0



Hockenheimring
Clio Cup Series
Race - 1
Lap Analysis

CLIO CUP

SERIES

1 David Pouget CCS / FRA **5** Anthony Jurado CCS
GPA Racing RANGONI Corse

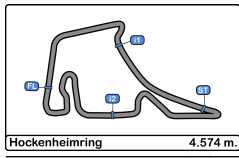
Lap D	Time	Sector 1	Sector 2	Sector 3	T. Spd	Elapsed	Lap D	Time	Sector 1	Sector 2	Sector 3	T. Spd	Elapsed
1	2:06.541	31.031	56.820	38.690	197.8	2:06.541	1	2:07.378	32.441	56.534	38.403	205.7	2:07.378
2	2:02.246	26.109	57.724	38.413	202.6	4:08.787	2	2:00.859	25.861	56.806	38.192	204.9	4:08.237
3	2:01.251	25.836	56.733	38.682	205.7	6:10.038	3	2:01.416	26.099	56.364	38.953	203.0	6:09.653
4	2:01.105	25.873	56.617	38.615	203.3	8:11.143	4	2:00.729	25.889	56.493	38.347	198.8	8:10.382
5	3:06.036	37.559	1:32.081	56.396	88.0	11:17.179	5	3:06.159	37.599	1:32.189	56.371	93.2	11:16.541
6	2:41.169	39.192	1:12.600	49.377	116.5	13:58.348	6	2:41.050	38.769	1:12.986	49.295	141.3	13:57.591
7	2:35.754	32.257	1:11.709	51.788	146.3	16:34.102	7	2:36.251	32.499	1:11.776	51.976	146.3	16:33.842
8	2:01.839	26.292	56.664	38.883	205.7	18:35.941	8	2:01.864	26.131	56.881	38.852	204.5	18:35.706
9	2:01.575	26.260	56.482	38.833	205.3	20:37.516	9	2:01.644	26.069	56.605	38.970	203.3	20:37.350
10	2:01.157	26.022	56.654	38.481	205.3	22:38.673	10	2:00.807	25.954	56.561	38.292	203.0	22:38.157
11	2:01.650	25.783	57.174	38.693	201.4	24:40.323	11	2:01.770	25.841	57.391	38.538	201.1	24:39.927
12	2:40.276	31.281	1:18.239	50.756	102.7	27:20.599	12	2:39.470	31.150	1:18.136	50.184	102.4	27:19.397
13	2:35.840	34.171	1:12.659	49.010	156.0	29:56.439	13	2:36.347	34.733	1:12.541	49.073	149.3	29:55.744

3 Daniel Nyffeler MID **7** Mickael Carree CCS / FRA
CHA STUCKI Motorsport GEN T2CM

Lap D	Time	Sector 1	Sector 2	Sector 3	T. Spd	Elapsed	Lap D	Time	Sector 1	Sector 2	Sector 3	T. Spd	Elapsed
1	2:17.478	38.550	58.973	39.955	205.3	2:17.478	1	2:16.999	39.028	58.209	39.762	209.3	2:16.999
2	2:03.328	26.842	57.259	39.227	200.3	4:20.806	2	2:02.776	26.427	57.447	38.902	204.5	4:19.775
3	2:02.903	26.062	57.027	39.814	203.0	6:23.709	3	2:02.916	26.014	57.541	39.361	202.6	6:22.691
4	2:05.420	26.511	56.679	42.230	201.1	8:29.129	4	2:05.930	26.051	57.603	42.276	203.3	8:28.621
5	3:01.319	39.633	1:26.418	55.268	90.0	11:30.448	5	3:00.999	39.499	1:26.347	55.153	87.6	11:29.620
6	2:41.661	40.363	1:09.422	51.876	130.1	14:12.109	6	2:41.844	40.450	1:09.852	51.542	137.7	14:11.464
7	2:27.860	31.192	1:08.418	48.250	143.0	16:39.969	7	2:27.875	31.264	1:08.758	47.853	141.1	16:39.339
8	2:04.638	26.492	57.834	40.312	204.9	18:44.607	8	2:03.941	26.755	56.890	40.296	208.8	18:43.280
9	2:02.990	26.355	57.635	39.000	206.1	20:47.597	9	2:02.620	26.339	57.276	39.005	208.4	20:45.900
10	2:03.460	26.329	57.966	39.165	208.0	22:51.057	10	2:02.051	26.283	56.762	39.006	204.1	22:47.951
11	2:04.350	26.264	57.324	40.762	204.9	24:55.407	11	2:04.328	26.072	57.406	40.850	206.1	24:52.279
12	2:37.641	31.822	1:14.248	51.571	98.2	27:33.048	12	2:38.264	32.145	1:13.902	52.217	94.4	27:30.543
13	2:32.158	36.357	1:10.124	45.677	127.9	30:05.206	13	2:32.613	35.704	1:10.841	46.068	138.8	30:03.156

4 MID **9** Andreas Stucki MID
CHA STUCKI Motorsport CHA

Lap D	Time	Sector 1	Sector 2	Sector 3	T. Spd	Elapsed	Lap D	Time	Sector 1	Sector 2	Sector 3	T. Spd	Elapsed
1	2:14.144	37.004	57.942	39.198	205.3	2:14.144	1	2:13.772	36.856	57.642	39.274	205.3	2:13.772
2	2:02.290	26.015	56.955	39.320	206.8	4:16.434	2	2:03.262	26.073	57.582	39.607	206.8	4:17.034
3	2:02.578	26.386	57.466	38.726	201.8	6:19.012	3	2:02.362	26.165	57.367	38.830	198.8	6:19.396
4	2:03.272	26.107	57.207	39.958	204.9	8:22.284	4	2:04.232	25.952	57.519	40.761	203.3	8:23.628
5	3:01.414	33.984	1:32.107	55.323	89.3	11:23.698	5	3:01.567	34.451	1:31.767	55.349	89.2	11:25.195
6	2:42.112	40.860	1:10.474	50.778	150.8	14:05.810	6	2:42.006	40.701	1:10.277	51.028	138.1	14:07.201
7	2:31.124	31.680	1:09.927	49.517	172.2	16:36.934	7	2:30.449	31.825	1:09.546	49.078	162.6	16:37.650
8	2:47.015 P	26.252	57.342	1:23.421	206.5	19:23.949	8	2:03.088	26.279	57.521	39.288	206.5	18:40.738
							9	2:01.893	25.887	57.433	38.573	204.9	20:42.631
							10	2:02.101	26.106	57.220	38.775	204.5	22:44.732
							11	2:04.002	26.139	58.360	39.503	194.2	24:48.734
							12	2:38.800	30.741	1:15.547	52.512	91.9	27:27.534
							13	2:33.101	33.590	1:11.857	47.654	144.9	30:00.635



Hockenheimring
Clio Cup Series
Race - 1
Lap Analysis

CLIO CUP
SERIES

10 Mauro Polderman CCS / MID **18** Cedric Delcroix FRA
 JUN AST Competition CHA GPA Racing

Lap D	Time	Sector 1	Sector 2	Sector 3	T. Spd	Elapsed	Lap D	Time	Sector 1	Sector 2	Sector 3	T. Spd	Elapsed
1	2:12.604	36.572	57.105	38.927	203.7	2:12.604	1	2:18.776	40.052	58.556	40.168	204.5	2:18.776
2	2:03.215	26.367	57.343	39.505	206.5	4:15.819	2	2:03.789	26.764	57.600	39.425	206.5	4:22.565
3	2:01.652	26.209	56.786	38.657	204.9	6:17.471	3	2:02.453	26.139	57.229	39.085	204.9	6:25.018
4	2:06.302	26.564	58.339	41.399	201.1	8:23.773	4	2:07.881	26.419	58.469	42.993		8:32.899
5	3:00.928	32.939	1:32.325	55.664	87.5	11:24.701	5	3:03.600	39.404	1:27.740	56.456	85.9	11:36.499
6	2:41.762	40.428	1:10.497	50.837	145.1	14:06.463	6	2:39.479	39.519	1:10.594	49.366	129.4	14:15.978
7	2:30.677	31.759	1:09.668	49.250	165.6	16:37.140	7	2:26.378	31.880	1:07.344	47.154	129.0	16:42.356
8	2:04.180	26.333	57.917	39.930	206.1	18:41.320	8	4:06.834	2:29.927	57.575	39.332	208.4	20:49.190
9	2:01.698	25.895	57.058	38.745	203.3	20:43.018	9	2:03.177	26.343	57.420	39.414	206.1	22:52.367
10	2:02.039	25.967	57.254	38.818	204.9	22:45.057	10	2:03.740	26.451	57.037	40.252	203.3	24:56.107
11	2:04.531	26.171	58.267	40.093	201.4	24:49.588	11	2:37.659	31.871	1:14.150	51.638	93.9	27:33.766
12	2:39.097	31.048	1:15.253	52.796	96.2	27:28.685	12	2:31.704	36.300	1:10.152	45.252	122.7	30:05.470
13	2:32.752	33.730	1:11.607	47.415	134.1	30:01.437							

11 Nikola Miljkovic CCS / MID **21** Stephan Polderman CCS / MID
 CHA TEMPO Racing GEN AST Competition

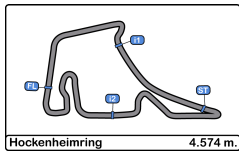
Lap D	Time	Sector 1	Sector 2	Sector 3	T. Spd	Elapsed	Lap D	Time	Sector 1	Sector 2	Sector 3	T. Spd	Elapsed
1	2:11.591	34.968	57.482	39.141	207.2	2:11.591	1	2:19.268	40.360	58.395	40.513	207.6	2:19.268
2	2:03.999	26.087	58.150	39.762	206.8	4:15.590	2	2:04.531	26.825	58.434	39.272	201.1	4:23.799
3	2:01.661	26.202	56.726	38.733	205.7	6:17.251	3	2:02.139	26.321	56.842	38.976	204.1	6:25.938
4		26.750			188.1		4	2:07.527	26.176	58.387	42.964	202.6	8:33.465
							5	3:04.063	39.292	1:28.267	56.504	82.5	11:37.528
							6	2:39.292	39.663	1:09.805	49.824	128.8	14:16.820
							7	2:25.835	32.043	1:06.828	46.964	117.3	16:42.655
							8	2:03.651	26.559	56.976	40.116	206.5	18:46.306
							9	2:03.176	26.457	57.287	39.432	204.9	20:49.482
							10	2:03.232	26.361	57.459	39.412	206.1	22:52.714
							11	2:03.895	26.530	56.834	40.531	203.7	24:56.609
							12	2:38.167	32.051	1:13.993	52.123	93.5	27:34.776
							13	2:30.935	36.325	1:09.405	45.205	120.0	30:05.711

12 Gabriele Torelli CCS / FRA **23** Alexandre Finkelstein FRA
 RANGONI Corse GPA Racing

Lap D	Time	Sector 1	Sector 2	Sector 3	T. Spd	Elapsed	Lap D	Time	Sector 1	Sector 2	Sector 3	T. Spd	Elapsed
1	2:06.804	32.101	56.461	38.242	201.4	2:06.804	1	2:09.961	33.989	57.176	38.796	203.0	2:09.961
2	2:01.246	26.084	56.737	38.425	203.0	4:08.050	2	2:02.631	27.011	56.546	39.074	204.9	4:12.592
3	2:01.395	26.004	56.868	38.523	203.0	6:09.445	3	2:01.157	25.954	56.443	38.760	202.2	6:13.749
4	2:00.593	25.777	56.562	38.254	201.1	8:10.038	4	2:01.268	26.080	56.569	38.619	198.8	8:15.017
5	3:05.821	37.203	1:32.195	56.423	94.9	11:15.859	5	3:04.410	36.695	1:31.761	55.954	101.1	11:19.427
6	2:41.162	38.734	1:13.388	49.040	136.0	13:57.021	6	2:41.117	39.576	1:12.595	48.946	165.3	14:00.544
7	2:36.507	32.655	1:11.718	52.134	143.6	16:33.528	7	2:34.377	32.378	1:11.715	50.284	159.5	16:34.921
8	2:01.880	25.993	57.132	38.755	198.5	18:35.408	8	2:01.924	26.642	56.433	38.849	208.0	18:36.845
9	2:01.235	25.870	56.697	38.668	198.1	20:36.643	9	2:02.093	26.072	57.080	38.941	198.8	20:38.938
10	2:01.138	25.958	56.768	38.412	198.1	22:37.781	10	2:01.062	25.896	56.450	38.716	199.6	22:40.000
11	2:01.826	25.847	57.522	38.457	198.1	24:39.607	11	2:01.474	25.996	56.557	38.921	203.0	24:41.474
12	2:39.139	30.202	1:18.851	50.086	107.8	27:18.746	12	2:41.152	32.435	1:17.475	51.242	104.6	27:22.626
13	2:36.819	34.643	1:12.643	49.533	144.5	29:55.565	13	2:34.274	33.363	1:12.791	48.120	158.5	29:56.900

14 Udo Brunner MID **STUCKI Motorsport**

Lap D	Time	Sector 1	Sector 2	Sector 3	T. Spd	Elapsed
1	2:26.153	43.771	1:00.793	41.589	196.7	2:26.153
2	2:08.719	27.692	59.067	41.960	201.4	4:34.872
3	2:09.854	27.900	59.843	42.111	195.6	6:44.726
4	2:12.321	28.090	1:00.749	43.482	193.2	8:57.047
5	2:52.476	29.625	1:21.966	1:00.885	109.5	11:49.523
6	2:37.639	37.531	1:10.214	49.894	125.2	14:27.162
7	2:21.631	31.685	1:04.193	45.753	141.5	16:48.793
8	2:11.416	28.396	1:00.550	42.470	186.8	19:00.209
9	2:09.197	28.162	59.287	41.748	198.8	21:09.406
10	2:08.885	27.772	59.389	41.724	197.4	23:18.291
11	2:10.757	28.298	1:00.134	42.325	195.2	25:29.048
12	2:15.402	28.694	1:00.961	45.747	193.8	27:44.450
13	2:33.051	39.998	1:07.913	45.140	133.1	30:17.501



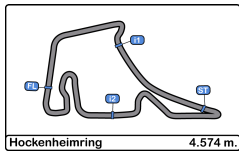
Hockenheimring
Clio Cup Series
Race - 1
Lap Analysis

CLIO CUP
SERIES

30 Knuteirik Knudsen							MID 37 Calvin Comte						
CHA			TF Performance				CHA			Comte Racing			
Lap D	Time	Sector 1	Sector 2	Sector 3	T. Spd	Elapsed	Lap D	Time	Sector 1	Sector 2	Sector 3	T. Spd	Elapsed
1	2:15.582	37.461	58.356	39.765	203.7	2:15.582	1	2:16.087	37.718	58.896	39.473	202.6	2:16.087
2	2:02.593	26.053	56.753	39.787	204.1	4:18.175	2	2:02.436	26.241	56.896	39.299	203.0	4:18.523
3	2:03.777	26.340	58.415	39.022	201.4	6:21.952	3	2:03.668	26.349	58.160	39.159	204.9	6:22.191
4	2:04.021	26.142	57.562	40.317	200.3	8:25.973	4	2:05.817	26.055	57.823	41.939	201.4	8:28.008
5	3:00.984	33.649	1:32.245	55.090	90.8	11:26.957	5	3:00.276	33.902	1:31.239	55.135	87.0	11:28.284
6	2:42.052	40.930	1:09.620	51.502	123.1	14:09.009	6	2:42.210	40.947	1:09.923	51.340	127.8	14:10.494
7	2:29.745	31.910	1:09.038	48.797	157.4	16:38.754	7	2:28.745	31.688	1:08.770	48.287	140.0	16:39.239
8	2:04.161	26.393	57.216	40.552	206.1	18:42.915	8	2:04.463	26.519	57.558	40.386	207.2	18:43.702
9	2:02.414	26.341	57.261	38.812	203.3	20:45.329	9	2:03.479	26.219	58.301	38.959	206.1	20:47.181
10	2:02.031	25.909	57.108	39.014	204.5	22:47.360	10	2:03.267	26.503	57.725	39.039	206.5	22:50.448
11	2:03.784	26.172	57.555	40.057	200.7	24:51.144	11	2:04.127	26.380	57.534	40.213	200.0	24:54.575
12	2:38.651	30.593	1:15.289	52.769	95.4	27:29.795	12	2:37.960	32.029	1:14.557	51.374	99.1	27:32.535
13	2:32.779	34.431	1:11.188	47.160	149.7	30:02.574	13	2:32.301	36.469	1:10.262	45.570	132.5	30:04.836

33 Michel Faye							CCS / FRA 39 Jaroslav Honzik						
GEN			GM Sport				CHA			GM Sport			
Lap D	Time	Sector 1	Sector 2	Sector 3	T. Spd	Elapsed	Lap D	Time	Sector 1	Sector 2	Sector 3	T. Spd	Elapsed
1	2:21.317	41.156	59.645	40.516	204.5	2:21.317	1	2:17.758	38.863	58.885	40.010	205.7	2:17.758
2	2:05.598	27.490	58.683	39.425	201.1	4:26.915	2	2:03.900	26.734	58.020	39.146	203.3	4:21.658
3	2:04.309	26.542	58.052	39.715	203.7	6:31.224	3	2:02.477	26.376	56.949	39.152	206.8	6:24.135
4	2:08.285	26.222	58.964	43.099	202.6	8:39.509	4	2:07.634	26.922	57.824	42.888	205.7	8:31.769
5	3:04.879	38.749	1:26.546	59.584	100.4	11:44.388	5	3:02.929	39.552	1:27.297	56.080	89.7	11:34.698
6	2:36.875	38.602	1:08.798	49.475	122.7	14:21.263	6	2:40.077	39.602	1:10.431	50.044	117.2	14:14.775
7	2:24.214	31.438	1:05.494	47.282	142.4	16:45.477	7	2:26.469	31.846	1:07.202	47.421	119.6	16:41.244
8	2:04.085	26.818	57.254	40.013	203.7	18:49.562	8	2:07.699	26.608	57.246	43.845	205.7	18:48.943
9	2:04.418	27.447	57.516	39.455	201.8	20:53.980	9	2:03.427	27.080	57.286	39.061	202.6	20:52.370
10	2:03.912	26.478	57.692	39.742	203.0	22:57.892	10	2:02.607	26.309	57.280	39.018	200.7	22:54.977
11	2:06.254	26.892	58.068	41.294	201.8	25:04.146	11	2:03.655	26.250	56.978	40.427	202.2	24:58.632
12	2:35.405	32.083	1:12.388	50.934	122.8	27:39.551	12	2:38.708	34.009	1:12.508	52.191	103.5	27:37.340
13	2:29.771	38.368	1:08.235	43.168	118.2	30:09.322	13	2:30.102	36.253	1:09.155	44.694	124.2	30:07.442

35 Thomas Compain							FRA / MID 40 Laurent Dziadus						
JUN			Milan Competition				GEN			Team Lucas			
Lap D	Time	Sector 1	Sector 2	Sector 3	T. Spd	Elapsed	Lap D	Time	Sector 1	Sector 2	Sector 3	T. Spd	Elapsed
1	2:15.012	37.005	58.800	39.207	200.0	2:15.012	1	2:18.073	39.518	58.476	40.079	207.6	2:18.073
2	2:02.885	26.123	56.831	39.931	204.9	4:17.897	2	2:03.080	26.634	57.514	38.932	206.1	4:21.153
3	2:02.896	26.400	58.090	38.406	200.0	6:20.793	3	2:02.702	26.208	57.267	39.227	203.7	6:23.855
4	2:03.663	25.963	56.958	40.742	196.7	8:24.456	4	2:06.919	27.301	57.445	42.173	206.8	8:30.774
5	3:01.967	34.590	1:32.244	55.133	90.6	11:26.423	5	3:02.222	39.711	1:27.147	55.364	93.5	11:32.996
6	2:42.049	40.767	1:09.857	51.425	129.4	14:08.472	6	2:40.761	40.171	1:08.817	51.773	119.0	14:13.757
7	2:29.970	32.018	1:08.993	48.959	153.6	16:38.442	7	2:27.164	31.370	1:07.990	47.804	134.4	16:40.921
8	2:03.465	26.345	57.265	39.855	204.5	18:41.907	8	2:04.486	26.516	57.466	40.504	205.3	18:45.407
9	2:02.529	26.657	57.330	38.542	201.8	20:44.436	9	2:02.975	26.197	57.448	39.330	204.9	20:48.382
10	2:01.454	26.021	56.774	38.659	199.6	22:45.890	10	2:03.549	26.259	57.552	39.738	204.5	22:51.931
11	2:03.204	25.983	57.647	39.574	200.7	24:49.094	11	26.179				198.1	
12	2:39.192	31.047	1:15.353	52.792	92.5	27:28.286							
13	2:32.859	33.810	1:11.517	47.532	133.9	30:01.145							



Hockenheimring
Clio Cup Series
Race - 1
Lap Analysis

CLIO CUP

SERIES

43 Damiano Puccetti **CCS 60** Leonardo Arduini **CCS**

JUN RANGONI Corse							JUN MC Motortecnica						
Lap D	Time	Sector 1	Sector 2	Sector 3	T. Spd	Elapsed	Lap D	Time	Sector 1	Sector 2	Sector 3	T. Spd	Elapsed
1	2:14.287	37.016	58.069	39.202	204.9	2:14.287	1	2:10.299	34.241	57.404	38.654	201.1	2:10.299
2	2:02.389	26.175	57.003	39.211	204.5	4:16.676	2	2:01.589	26.476	56.501	38.612	206.5	4:11.888
3	2:01.727	26.256	56.857	38.614	200.0	6:18.403	3	2:01.275	25.877	56.797	38.601	203.7	6:13.163
4	2:03.205	26.199	57.387	39.619	204.9	8:21.608	4	2:01.233	25.894	56.745	38.594	200.7	8:14.396
5	3:01.167	34.065	1:31.638	55.464	91.7	11:22.775	5	3:04.524	36.439	1:31.895	56.190	97.9	11:18.920
6	2:41.895	40.601	1:10.975	50.319	152.5	14:04.670	6	2:41.044	39.498	1:12.398	49.148	140.2	13:59.964
7	2:31.812	31.502	1:10.883	49.427	167.9	16:36.482	7	2:34.778	32.407	1:11.969	50.402	159.2	16:34.742
8	2:03.695	26.461	58.231	39.003	206.5	18:40.177	8	2:02.275	26.510	57.086	38.679	205.3	18:37.017
9	2:02.243	26.156	57.283	38.804	201.1	20:42.420	9	2:02.564	26.327	56.957	39.280	199.6	20:39.581
10	2:02.029	25.981	57.278	38.770	200.3	22:44.449	10	2:01.979	26.109	57.149	38.721	204.1	22:41.560
11	2:02.884	26.517	57.407	38.960	198.5	24:47.333	11	2:01.833	26.064	56.874	38.895	202.2	24:43.393
12	2:38.460	31.030	1:15.855	51.575	98.9	27:25.793	12	2:39.978	31.502	1:17.407	51.069	101.9	27:23.371
13	2:33.919	34.064	1:12.209	47.646	152.9	29:59.712	13	2:34.108	33.740	1:12.464	47.904	157.6	29:57.479

48 Nicolas Milan **CCS / FRA 69** Quinto Stefana **CCS**

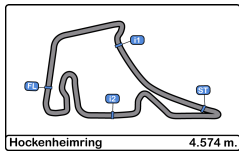
Milan Competition							Milan Competition						
Lap D	Time	Sector 1	Sector 2	Sector 3	T. Spd	Elapsed	Lap D	Time	Sector 1	Sector 2	Sector 3	T. Spd	Elapsed
1	2:08.486	33.413	56.439	38.634	202.6	2:08.486	1	2:18.477	39.174	59.090	40.213	202.6	2:18.477
2	2:01.545	25.998	56.622	38.925	200.7	4:10.031	2	2:03.453	26.583	57.636	39.234	202.6	4:21.930
3	2:00.638	25.872	56.435	38.331	200.0	6:10.669	3	2:02.567	26.290	56.967	39.310	206.5	6:24.497
4	2:01.117	25.846	56.674	38.597	198.5	8:11.786	4	2:05.437	26.191	56.800	42.446	203.0	8:29.934
5	3:05.857	37.671	1:31.814	56.372	105.5	11:17.643	5	3:02.080	39.985	1:27.037	55.058	91.1	11:32.014
6	2:41.246	39.387	1:12.757	49.102	121.8	13:58.889	6	2:41.263	40.459	1:09.153	51.651	131.0	14:13.277
7	2:35.451	32.272	1:12.086	51.093	144.1	16:34.340	7	2:27.269	31.433	1:08.003	47.833	136.5	16:40.546
8	2:01.903	26.384	56.662	38.857	207.2	18:36.243	8	2:04.304	26.454	57.572	40.278	206.1	18:44.850
9	2:01.490	26.381	56.400	38.709	203.7	20:37.733	9	2:03.075	26.285	57.661	39.129	207.2	20:47.925
10	2:01.794	26.099	56.884	38.811	200.0	22:39.527	10	2:03.466	26.252	57.909	39.305	206.5	22:51.391
11	2:01.641	26.005	56.749	38.887	198.8	24:41.168	11	2:26.214	26.088	1:20.009	40.117	204.1	25:17.605
12	2:40.241	31.781	1:17.902	50.558	98.3	27:21.409	12	2:25.296	27.067	1:07.701	50.528	157.6	27:42.901
13	2:35.166	33.801	1:12.637	48.728	158.1	29:56.575	13	2:33.917	40.790	1:08.052	45.075	133.9	30:16.818

53 Nava Nava **CCS 77** Jean-Louis Carponcin **FRA**

MC Motortecnica							INTER Generation						
Lap D	Time	Sector 1	Sector 2	Sector 3	T. Spd	Elapsed	Lap D	Time	Sector 1	Sector 2	Sector 3	T. Spd	Elapsed
1	2:20.139	40.620	59.197	40.322	205.3	2:20.139	1	2:23.211	43.442	59.693	40.076	202.2	2:23.211
2	2:05.320	27.293	58.422	39.605	205.3	4:25.459	2	2:05.163	26.866	58.207	40.090	204.5	4:28.374
3	2:03.729	26.697	57.597	39.435	200.3	6:29.188	3	2:03.763	26.610	57.505	39.648	202.2	6:32.137
4	2:06.595	26.501	57.806	42.288	198.5	8:35.783	4	2:10.044	26.688	57.981	45.375	201.1	8:42.181
5	3:05.614	40.143	1:27.020	58.451	73.4	11:41.397	5	3:04.433	37.831	1:26.286	1:00.316	111.2	11:46.614
6	2:38.321	38.603	1:09.393	50.325	120.9	14:19.718	6	2:37.029	38.168	1:08.505	50.356	118.9	14:23.643
7	2:24.792	31.425	1:05.954	47.413	125.4	16:44.510	7	2:23.033	31.300	1:04.577	47.156	150.2	16:46.676
8	2:04.441	26.757	57.495	40.189	203.3	18:48.951	8	2:04.192	26.911	57.034	40.247	203.7	18:50.868
9	2:04.088	27.245	57.615	39.228	203.7	20:53.039	9	2:04.473	26.976	58.005	39.492	204.5	20:55.341
10	2:04.468	26.882	57.433	40.153	200.7	22:57.507	10	2:05.618	26.516	58.045	41.057	202.2	23:00.959
11	2:04.635	26.719	57.723	40.193	201.4	25:02.142	11	2:04.977	26.329	57.629	41.019	198.5	25:05.936
12	2:36.079	32.162	1:12.898	51.019	99.7	27:38.221	12	2:34.528	31.146	1:12.209	51.173	127.5	27:40.464
13	2:29.886	37.156	1:08.418	44.312	117.6	30:08.107	13	2:34.272	39.131	1:08.137	47.004	129.1	30:14.736

58 Pierre Bredeaux **FRA**

Comte Racing						
Lap D	Time	Sector 1	Sector 2	Sector 3	T. Spd	Elapsed
1	2:11.201	34.746	57.531	38.924	205.3	2:11.201
2	2:02.024	26.254	56.695	39.075	208.4	4:13.225
3		31.194			97.2	



Hockenheimring
Clio Cup Series
Race - 1
Lap Analysis

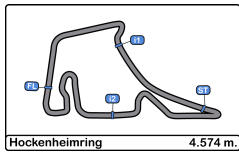
CLIO CUP

SERIES

79 JUN Felix Heiberg							MID 99 Guillaume Maio						
TF Performance							CHA GM Sport						
Lap D	Time	Sector 1	Sector 2	Sector 3	T. Spd	Elapsed	Lap D	Time	Sector 1	Sector 2	Sector 3	T. Spd	Elapsed
1	2:19.577	39.837	59.052	40.688	203.0	2:19.577	1	2:10.762	34.455	57.529	38.778	206.5	2:10.762
2	2:03.717	26.508	58.046	39.163	198.5	4:23.294	2	2:02.499	26.477	56.727	39.295	209.3	4:13.261
3	2:02.156	26.119	57.068	38.969	201.1	6:25.450	3	2:03.251	27.054	57.138	39.059	203.7	6:16.512
4	2:06.876	26.232	57.488	43.156	202.2	8:32.326	4	2:03.542	27.135	57.823	38.584	193.2	8:20.054
5	3:03.181	39.471	1:27.523	56.187	90.0	11:35.507	5	3:01.484	34.044	1:31.859	55.581	90.4	11:21.538
6	2:39.840	39.581	1:10.077	50.182	120.9	14:15.347	6	2:41.845	39.884	1:12.069	49.892	174.1	14:03.383
7	2:26.436	31.788	1:07.294	47.354	125.7	16:41.783	7	2:32.528	31.385	1:11.712	49.431	172.5	16:35.911
8	2:03.838	26.537	57.064	40.237	204.1	18:45.621	8	2:02.643	26.584	56.961	39.098	209.3	18:38.554
9	2:03.200	26.257	57.482	39.461	204.9	20:48.821	9	2:02.110	26.044	56.969	39.097	205.3	20:40.664
10	2:03.429	26.415	57.400	39.614	201.8	22:52.250	10	2:01.650	25.854	56.721	39.075	205.7	22:42.314
11	2:11.115	26.251	1:04.146	40.718	202.2	25:03.365	11	2:01.345	25.937	56.556	38.852	204.9	24:43.659
12	2:35.692	32.088	1:12.391	51.213	120.6	27:39.057	12	2:40.212	31.618	1:17.387	51.207	99.0	27:23.871
13	2:30.033	37.917	1:08.153	43.963	118.2	30:09.090	13	2:34.232	33.908	1:12.434	47.890	154.0	29:58.103

85 CHA Benjamin Cauvas							CCS / MID 100 Romain Lavocat						
GPA Racing							CHA GM Sport						
Lap D	Time	Sector 1	Sector 2	Sector 3	T. Spd	Elapsed	Lap D	Time	Sector 1	Sector 2	Sector 3	T. Spd	Elapsed
1	2:14.517	37.253	57.985	39.279	202.2	2:14.517	1	2:21.949	42.424	59.180	40.345	201.4	2:21.949
2	2:02.764	26.360	56.811	39.593	207.6	4:17.281	2	2:05.775	27.272	58.497	40.006	198.1	4:27.724
3	2:01.536	26.066	56.777	38.693	205.7	6:18.817	3	2:03.876	26.559	57.647	39.670	200.3	6:31.600
4	2:05.111	26.046	57.865	41.200	201.8	8:23.928	4	2:09.871	26.549	58.405	44.917	199.6	8:41.471
5	3:01.773	34.427	1:31.808	55.538	91.2	11:25.701	5	3:04.322	37.275	1:26.588	1:00.459	103.5	11:45.793
6	2:41.923	40.817	1:10.051	51.055	129.4	14:07.624	6	2:36.589	37.691	1:09.039	49.859	131.2	14:22.382
7	2:30.379	31.921	1:09.360	49.098	154.5	16:38.003	7	2:23.458	31.290	1:04.975	47.193	160.2	16:45.840
8	2:04.661	26.405	57.356	40.900	205.7	18:42.664	8	2:04.218	26.931	57.169	40.118	203.0	18:50.058
9	2:02.263		3:01.708	38.811	205.3	20:44.927	9	2:04.970	27.461	57.842	39.667	203.0	20:55.028
10	2:01.614	25.995	56.706	38.913	205.3	22:46.541	10	2:05.566	27.046	57.940	40.580	204.1	23:00.594
11	2:03.201	26.189	57.479	39.533	201.8	24:49.742	11	2:08.265	27.453	58.048	42.764	182.1	25:08.859
12	2:39.445	31.281	1:15.277	52.887	91.4	27:29.187	12	2:32.471	29.883	1:11.741	50.847	124.1	27:41.330
13	2:32.414	33.958	1:11.571	46.885	142.2	30:01.601	13	2:30.220	39.904	1:07.522	42.794	127.5	30:11.550

86 JUN Jack Byrne							CCS / MID 107 Lorenzo Van Riet						
GPA Racing							CHA RANGONI Corse						
Lap D	Time	Sector 1	Sector 2	Sector 3	T. Spd	Elapsed	Lap D	Time	Sector 1	Sector 2	Sector 3	T. Spd	Elapsed
1	2:09.841	33.694	56.940	39.207	204.1	2:09.841	1	2:12.080	35.149	57.738	39.193	208.0	2:12.080
2	2:02.975	26.114	57.138	39.723	200.3	4:12.816	2	2:02.786	26.058	57.763	38.965	206.5	4:14.866
3	2:01.847	25.970	56.923	38.954	205.7	6:14.663	3	2:01.748	25.985	56.874	38.889	203.7	6:16.614
4	2:01.440	26.091	56.574	38.775	200.0	8:16.103	4	2:03.154	26.827	57.627	38.700	199.2	8:19.768
5	3:03.967	36.080	1:31.761	56.126	102.1	11:20.070	5	3:01.217	33.819	1:31.740	55.658	93.2	11:20.985
6	2:41.236	39.434	1:12.470	49.332	154.7	14:01.306	6	2:41.734	39.988	1:11.954	49.792	171.7	14:02.719
7	2:33.757	32.063	1:11.639	50.055	170.6	16:35.063	7	2:32.829	31.545	1:11.640	49.644	168.7	16:35.548
8	2:03.360	26.939	56.954	39.467	210.5	18:38.423	8	2:02.487	26.579	57.075	38.833	205.7	18:38.035
9	2:02.476	25.938	56.964	39.574	205.3	20:40.899	9	2:02.180	26.051	57.302	38.827	202.6	20:40.215
10	2:01.759	26.014	56.680	39.065	204.5	22:42.658	10	2:01.764	25.882	57.011	38.871	207.2	22:41.979
11	2:02.621	26.078	57.265	39.278	203.7	24:45.279	11	2:02.457	25.963	57.742	38.752	205.7	24:44.436
12	2:39.451	31.054	1:16.950	51.447	97.8	27:24.730	12	2:39.874	31.296	1:17.260	51.318	98.0	27:24.310
13	2:34.579	33.854	1:12.425	48.300	158.3	29:59.309	13	2:34.711	33.854	1:12.510	48.347	154.9	29:59.021



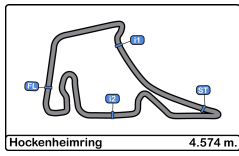
Hockenheimring
Clio Cup Series
Race - 1
Lap Analysis

CLIO CUP
SERIES

111 Nikola Tosic CCS / MID 131 Steve Compain FRA							131 Steve Compain FRA						
JUN			AKSK Crvena zvezda				GEN			MILAN Competition			
Lap D	Time	Sector 1	Sector 2	Sector 3	T. Spd	Elapsed	Lap D	Time	Sector 1	Sector 2	Sector 3	T. Spd	Elapsed
1	2:16.778	38.172	58.637	39.969	204.9	2:16.778	1	2:20.795	41.813	58.500	40.482	207.2	2:20.795
2	2:03.492	26.309	57.938	39.245	204.9	4:20.270	2	2:05.044	26.926	58.594	39.524	203.3	4:25.839
3	2:02.758	26.219	57.225	39.314	202.2	6:23.028	3	2:04.068	26.687	57.884	39.497	203.7	6:29.907
4	2:06.520	26.263	57.262	42.995	201.8	8:29.548	4	2:08.519	26.401	57.382	44.736	202.2	8:38.426
5	3:01.653	39.787	1:26.727	55.139	93.0	11:31.201	5	3:04.920	38.919	1:26.540	59.461	96.4	11:43.346
6	2:41.294	40.238	1:09.766	51.290	128.5	14:12.495	6	2:37.423	39.076	1:08.557	49.790	124.4	14:20.769
7	2:27.654	31.302	1:08.357	47.995	135.1	16:40.149	7	2:24.298	31.199	1:05.656	47.443	135.1	16:45.067
8	2:03.933	26.650	56.770	40.513	210.5	18:44.082	8	2:04.028	26.518	57.431	40.079	204.9	18:49.095
9	2:02.517	26.322	57.268	38.927	206.1	20:46.599	9	2:04.367	27.677	57.529	39.161	203.0	20:53.462
10	2:02.178	26.503	56.858	38.817	201.8	22:48.777	10	2:03.904	26.630	57.567	39.707	200.7	22:57.366
11	2:04.261	26.127	57.021	41.113	200.7	24:53.038	11	2:04.339	26.406	57.628	40.305	198.8	25:01.705
12	2:38.279	32.010	1:13.750	52.519	93.1	27:31.317	12	2:36.243	32.183	1:12.873	51.187	104.9	27:37.948
13	2:32.236	36.084	1:10.357	45.795	133.6	30:03.553	13	2:29.879	36.678	1:08.812	44.389	118.9	30:07.827

112 Mathias Dall MID 133 Samuel Chaligne FRA							133 Samuel Chaligne FRA						
JUN			DALL Racing				GEN			T2CM			
Lap D	Time	Sector 1	Sector 2	Sector 3	T. Spd	Elapsed	Lap D	Time	Sector 1	Sector 2	Sector 3	T. Spd	Elapsed
1	2:13.231	36.346	57.890	38.995	201.4	2:13.231	1	2:20.610	41.516	58.587	40.507	203.7	2:20.610
2	2:02.915	26.149	57.564	39.202	205.3	4:16.146	2	2:03.799	26.718	57.643	39.438	204.1	4:24.409
3	2:01.912	26.247	56.984	38.681	204.5	6:18.058	3	2:02.435	26.486	56.755	39.194	202.6	6:26.844
4	2:02.981	26.220	57.425	39.336	204.1	8:21.039	4	2:07.200	26.179	58.056	42.965	201.4	8:34.044
5	3:01.347	34.087	1:31.646	55.614	92.0	11:22.386	5	3:04.836	39.720	1:28.011	57.105	74.1	11:38.880
6	2:42.012	40.483	1:11.099	50.430	160.9	14:04.398	6	2:39.360	39.495	1:09.736	50.129	119.2	14:18.240
7	2:31.811	31.384	1:11.075	49.352	170.8	16:36.209	7	2:25.276	31.596	1:06.504	47.176	135.3	16:43.516
8	2:03.449	26.545	58.139	38.765	207.2	18:39.658	8	2:04.061	26.379	56.960	40.722	205.3	18:47.577
9	2:01.824	25.930	57.122	38.772	199.6	20:41.482	9	2:02.512	26.337	56.857	39.318	203.3	20:50.089
10	2:01.845	26.160	56.950	38.735	200.7	22:43.327	10	2:03.100	26.181	57.581	39.338	204.9	22:53.189
11	2:02.781	26.292	57.297	39.192	200.3	24:46.108	11	2:04.151	26.439	56.937	40.775	205.3	24:57.340
12	2:39.383	31.266	1:16.428	51.689	96.1	27:25.491	12	2:38.495	32.941	1:13.365	52.189	101.8	27:35.835
13	2:34.003	33.748	1:12.287	47.968	149.7	29:59.494	13	2:30.975	36.412	1:09.253	45.310	120.2	30:06.810

113 Adrian Schimpf CCS 158 Florian Venturi FRA							158 Florian Venturi FRA						
JUN			AST Competition				JUN			GM Sport			
Lap D	Time	Sector 1	Sector 2	Sector 3	T. Spd	Elapsed	Lap D	Time	Sector 1	Sector 2	Sector 3	T. Spd	Elapsed
1	2:09.943	33.718	57.241	38.984	196.0	2:09.943	1	2:11.824	35.306	57.430	39.088	208.4	2:11.824
2	2:01.718	26.404	56.579	38.735	203.7	4:11.661	2	2:02.209	26.079	57.205	38.925	207.6	4:14.033
3	2:00.885	25.671	56.647	38.567	198.5	6:12.546	3	2:01.798	26.362	56.732	38.704	203.7	6:15.831
4	2:01.278	25.850	56.794	38.634	196.3	8:13.824	4	2:01.515	26.073	56.825	38.617	198.8	8:17.346
5	3:04.163	36.200	1:31.911	56.052	99.8	11:17.987	5	3:03.327	35.483	1:31.802	56.042	93.4	11:20.673
6	2:41.280	39.664	1:12.333	49.283	131.0	13:59.267	6	2:41.455	39.469	1:12.347	49.639	165.8	14:02.128
7	2:35.319	32.378	1:12.055	50.886	154.0	16:34.586	7	2:33.253	31.622	1:11.865	49.766	162.1	16:35.381
8	2:01.802	26.463	56.715	38.624	204.9	18:36.388	8	2:06.755	26.480	56.941	43.334	212.5	18:42.136
9	2:03.063	26.435	57.172	39.456	197.0	20:39.451	9	2:01.460	26.184	56.671	38.605	202.2	20:43.596
10	2:01.435	26.026	56.643	38.766	202.2	22:40.886	10	2:01.707	26.046	56.835	38.826	201.8	22:45.303
11	2:01.498	25.918	56.852	38.728	200.0	24:42.384	11	2:02.499	26.101	57.344	39.054	203.3	24:47.802
12	2:40.616	32.188	1:17.120	51.308	105.0	27:23.000	12	2:39.035	30.868	1:15.938	52.229	94.9	27:26.837
13	2:34.216	33.385	1:12.698	48.133	163.6	29:57.216	13	2:33.274	33.779	1:11.828	47.667	148.7	30:00.111



Hockenheimring
Clio Cup Series
Race - 1
Lap Analysis

CLIO CUP

SERIES

170

Ü.ř. áó\|çä^

MID

CHA

FAS Competition

Lap	D	Time	Sector 1	Sector 2	Sector 3	T. Spd	Elapsed
1		2:21.747	42.542	58.868	40.337	202.2	2:21.747
2		2:04.913	26.882	58.166	39.865	200.0	4:26.660
3		2:03.926	26.469	57.896	39.561	201.4	6:30.586
4		2:11.994	26.494	59.166	46.334	198.8	8:42.580
5		3:04.492	37.978	1:25.949	1:00.565	107.3	11:47.072
6		2:37.221	38.150	1:09.261	49.810	118.0	14:24.293
7		2:23.042	31.586	1:04.294	47.162	146.1	16:47.335
8		2:04.271	26.754	57.450	40.067	203.0	18:51.606
9		2:04.188	26.641	58.004	39.543	203.7	20:55.794
10		2:05.405	26.621	58.003	40.781	204.1	23:01.199
11		2:04.967	26.456	57.738	40.773	194.5	25:06.166
12		2:34.680	31.484	1:12.229	50.967	123.9	27:40.846
13		2:29.871	39.426	1:08.003	42.442	130.4	30:10.717

199

Alejandro Schimpf

CCS

JUN

AST Competition

Lap	D	Time	Sector 1	Sector 2	Sector 3	T. Spd	Elapsed
1		2:12.292	35.551	57.507	39.234	203.7	2:12.292
2		2:02.844	26.321	57.446	39.077	204.5	4:15.136
3		2:01.550	26.282	56.765	38.503	202.6	6:16.686
4			27.121			145.1	

219

Milan Popovic

CCS

CHA

TEMPO Racing

Lap	D	Time	Sector 1	Sector 2	Sector 3	T. Spd	Elapsed
1		2:24.241	42.960	1:00.528	40.753	200.0	2:24.241
2		2:06.250	27.587	58.322	40.341	198.8	4:30.491
3		2:05.579	27.366	57.893	40.320	198.1	6:36.070
4		2:09.239	27.471	59.864	41.904	196.0	8:45.309
5		3:02.600	36.672	1:25.268	1:00.660	115.0	11:47.909
6		2:37.914	37.867	1:09.467	50.580	124.5	14:25.823
7		2:22.137	30.789	1:04.177	47.171	140.9	16:47.960
8		2:09.502	29.235	59.182	41.085	196.3	18:57.462
9		2:06.220	27.378	58.475	40.367	197.0	21:03.682
10		2:05.889	27.083	58.257	40.549	196.7	23:09.571
11		2:07.227	27.363	58.919	40.945	195.2	25:16.798
12		2:25.220	27.197	1:07.809	50.214	150.8	27:42.018
13		2:30.516	39.699	1:07.702	43.115	123.8	30:12.534

999

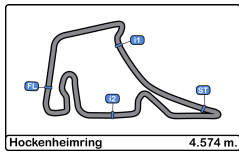
Horn Horn

CCS

GEN

GPA Racing

Lap	D	Time	Sector 1	Sector 2	Sector 3	T. Spd	Elapsed
1		2:19.751	40.263	59.159	40.329	202.2	2:19.751
2		2:05.015	26.785	58.797	39.433	202.2	4:24.766
3		2:02.792	26.415	57.110	39.267	203.3	6:27.558
4		2:07.132	26.305	57.395	43.432	199.6	8:34.690
5		3:05.627	40.156	1:27.563	57.908	73.1	11:40.317
6		2:38.943	39.194	1:09.207	50.542	112.3	14:19.260
7		2:24.751	31.283	1:06.186	47.282	116.7	16:44.011
8		2:03.881	26.297	56.912	40.672	204.1	18:47.892
9		2:02.648	26.323	57.062	39.263	204.5	20:50.540
10		2:03.040	26.187	57.608	39.245	203.0	22:53.580
11		2:04.199	26.381	57.118	40.700	204.5	24:57.779
12		2:38.852	33.463	1:13.305	52.084	99.9	27:36.631
13		2:30.418	36.048	1:09.207	45.163	119.7	30:07.049

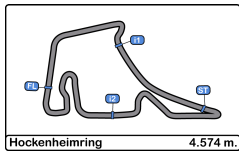


Hockenheimring
Clio Cup Series
Race - 1

CLIO CUP
SERIES

Best Sectors Results




Sector - 1			Sector - 2			Sector - 3			Ideal Lap vs Best Lap						
Clas	B.	Driver	Time	B.	Driver	Time	B.	Driver	Time	Clas	B.	Driver	Ideal Lap	Best Lap	Clas
1	11	Adrian Schimpf	25.671	5	Anthony Jurado	56.364	5	Anthony Jurado	38.192	1	5	Anthony Jurado	2:00.397	2:00.729	3
2	12	Gabriele Torelli	25.777	48	Nicolas Milan	56.400	12	Gabriele Torelli	38.242	2	12	Gabriele Torelli	2:00.480	2:00.593	1
3	1	David Pouget	25.783	23	Alexandre Finkelstein	56.433	48	Nicolas Milan	38.331	3	48	Nicolas Milan	2:00.577	2:00.638	2
4	5	Anthony Jurado	25.841	12	Gabriele Torelli	56.461	35	Thomas Compain	38.406	4	1	David Pouget	2:00.678	2:01.105	6
5	48	Nicolas Milan	25.846	1	David Pouget	56.482	1	David Pouget	38.413	5	113	Adrian Schimpf	2:00.817	2:00.885	4
6	99	Guillaume Maio	25.854	60	Leonardo Arduini	56.501	199	Alejandro Schimpf	38.503	6	23	Alexandre Finkelstein	2:00.948	2:01.062	5
7	60	Leonardo Arduini	25.877	99	Guillaume Maio	56.556	113	Adrian Schimpf	38.567	7	60	Leonardo Arduini	2:00.972	2:01.233	7
8	10	Lorenzo Van Riet	25.882	86	Jack Byrne	56.574	9	Andreas Stucki	38.573	8	99	Guillaume Maio	2:00.994	2:01.345	8
9	9	Andreas Stucki	25.887	113	Adrian Schimpf	56.579	99	Guillaume Maio	38.584	9	35	Thomas Compain	2:01.143	2:01.454	10
10	10	Mauro Polderman	25.895	158	Florian Venturi	56.671	60	Leonardo Arduini	38.594	10	86	Jack Byrne	2:01.287	2:01.440	9
11	23	Alexandre Finkelstein	25.896	3	Daniel Nyffeler	56.679	158	Florian Venturi	38.605	11	158	Florian Venturi	2:01.322	2:01.460	11
12	30	Knuteirik Knudsen	25.909	58	Pierre Bredeaux	56.695	43	Damiano Puccetti	38.614	12	10	Mauro Polderman	2:01.338	2:01.652	14
13	11	Mathias Dall	25.930	85	Benjamin Cauvas	56.706	23	Alexandre Finkelstein	38.619	13	85	Benjamin Cauvas	2:01.394	2:01.536	12
14	86	Jack Byrne	25.938	11	Nikola Miljkovic	56.726	10	Mauro Polderman	38.657	14	43	Damiano Puccetti	2:01.452	2:01.727	16
15	35	Thomas Compain	25.963	30	Knuteirik Knudsen	56.753	112	Mathias Dall	38.681	15	107	Lorenzo Van Riet	2:01.456	2:01.748	17
16	43	Damiano Puccetti	25.981	133	Samuel Chaligne	56.755	85	Benjamin Cauvas	38.693	16	30	Knuteirik Knudsen	2:01.474	2:02.031	21
17	85	Benjamin Cauvas	25.995	7	Mickael Carree	56.762	107	Lorenzo Van Riet	38.700	17	11	Nikola Miljkovic	2:01.546	2:01.661	15
18	7	Mickael Carree	26.014	199	Alejandro Schimpf	56.765	4	CE !. [ã} Ä} ^c	38.726	18	199	Alejandro Schimpf	2:01.550	2:01.550	13
19	4	CE !. [ã} Ä} ^c	26.015	111	Nikola Tosic	56.770	11	Nikola Miljkovic	38.733	19	112	Mathias Dall	2:01.561	2:01.824	18
20	15	Florian Venturi	26.046	35	Thomas Compain	56.774	86	Jack Byrne	38.775	20	7	Mickael Carree	2:01.678	2:02.051	22
21	37	Calvin Comte	26.055	10	Mauro Polderman	56.786	30	Knuteirik Knudsen	38.812	21	9	Andreas Stucki	2:01.680	2:01.893	19
22	3	Daniel Nyffeler	26.062	69	Quinto Stefana	56.800	111	Nikola Tosic	38.817	22	4	CE !. [ã} Ä} ^c	2:01.696	2:02.290	26
23	11	Nikola Miljkovic	26.087	21	Stephan Polderman	56.834	7	Mickael Carree	38.902	23	111	Nikola Tosic	2:01.714	2:02.178	25
24	69	Quinto Stefana	26.088	43	Damiano Puccetti	56.857	58	Pierre Bredeaux	38.924	24	3	Daniel Nyffeler	2:01.741	2:02.903	34
25	79	Felix Heiberg	26.119	107	Lorenzo Van Riet	56.874	40	Laurent Dziadus	38.932	25	58	Pierre Bredeaux	2:01.873	2:02.024	20
26	11	Nikola Tosic	26.127	37	Calvin Comte	56.896	37	Calvin Comte	38.959	26	37	Calvin Comte	2:01.910	2:02.436	28
27	18	Cedric Delcroix	26.139	999	Horn Horn	56.912	79	Felix Heiberg	38.969	27	21	Stephan Polderman	2:01.986	2:02.139	23
28	21	Stephan Polderman	26.176	39	Jaroslav Honzik	56.949	21	Stephan Polderman	38.976	28	69	Quinto Stefana	2:02.017	2:02.567	31
29	13	Samuel Chaligne	26.179	112	Mathias Dall	56.950	3	Daniel Nyffeler	39.000	29	133	Samuel Chaligne	2:02.128	2:02.435	27
30	40	Laurent Dziadus	26.179	4	CE !. [ã} Ä} ^c	56.955	39	Jaroslav Honzik	39.018	30	79	Felix Heiberg	2:02.152	2:02.156	24
31	99	Horn Horn	26.187	77	Jean-Louis Carponcin	57.034	18	Cedric Delcroix	39.085	31	39	Jaroslav Honzik	2:02.217	2:02.477	30
32	33	Michel Faye	26.222	18	Cedric Delcroix	57.037	69	Quinto Stefana	39.129	32	18	Cedric Delcroix	2:02.261	2:02.453	29
33	39	Jaroslav Honzik	26.250	79	Felix Heiberg	57.064	131	Steve Compain	39.161	33	999	Horn Horn	2:02.344	2:02.648	32
34	58	Pierre Bredeaux	26.254	100	Romain Lavocat	57.169	133	Samuel Chaligne	39.194	34	40	Laurent Dziadus	2:02.378	2:02.702	33
35	19	Alejandro Schimpf	26.282	9	Andreas Stucki	57.220	53	Nava Nava	39.228	35	77	Jean-Louis Carponcin	2:02.855	2:03.763	36
36	77	Jean-Louis Carponcin	26.329	33	Michel Faye	57.254	999	Horn Horn	39.245	36	33	Michel Faye	2:02.901	2:03.912	39
37	13	Steve Compain	26.401	40	Laurent Dziadus	57.267	33	Michel Faye	39.425	37	131	Steve Compain	2:02.944	2:03.904	38
38	17	Ü. !. ä} ^çä}^	26.456	131	Steve Compain	57.382	77	Jean-Louis Carponcin	39.492	38	53	Nava Nava	2:03.162	2:03.729	35
39	53	Nava Nava	26.501	53	Nava Nava	57.433	170	Ü. !. ä} ^çä}^	39.543	39	100	Romain Lavocat	2:03.385	2:03.876	37
40	10	Romain Lavocat	26.549	170	Ü. !. ä} ^çä}^	57.450	100	Romain Lavocat	39.667	40	170	Ü. !. ä} ^çä}^	2:03.449	2:03.926	40
41	21	Milan Popovic	27.083	219	Milan Popovic	57.893	219	Milan Popovic	40.320	41	219	Milan Popovic	2:05.296	2:05.579	41
42	14	Udo Brunner	27.692	14	Udo Brunner	59.067	14	Udo Brunner	41.589	42	14	Udo Brunner	2:08.348	2:08.719	42

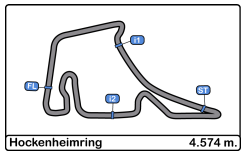


Hockenheimring
Clio Cup Series
Race - 1
Leader Sequence

CLIO CUP

SERIES

B	Driver	Nat	Cat	Clas	Team	Nat	Group	Start Lap	End Lap	Laps	Total Laps
1	David Pouget	 FRA			GPA Racing	 FRA	CCS / FRA	1	1	1	1
12	Gabriele Torelli	 ITA			RANGONI Corse	 ITA	CCS / FRA	2	13	12	12

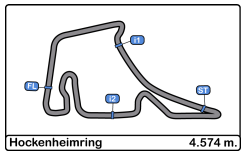


Hockenheimring
Clio Cup Series
Race - 1
Best 5 Lap Times

CLIO CUP

SERIES

Cls	B.	Driver	Nat	Cat	Cls	Team	Nat	Group	Best 1		Best 2		Best 3		Best 4		Best 5	
									Time	Lap	Time	Lap	Time	Lap	Time	Lap	Time	Lap
1	12	Gabriele Torelli	ITA			RANGONI Corse	ITA	CCS / FRA	2:00.593	4	2:01.138	10	2:01.235	9	2:01.246	2	2:01.395	3
2	48	Nicolas Milan	FRA			Milan Competition	FRA	CCS / FRA	2:00.638	3	2:01.117	4	2:01.490	9	2:01.545	2	2:01.641	11
3	5	Anthony Jurado	FRA			RANGONI Corse	ITA	CCS	2:00.729	4	2:00.807	10	2:00.859	2	2:01.416	3	2:01.644	9
4	113	Adrian Schimpf	ESP	JUN	1	AST Competition	ESP	CCS	2:00.885	3	2:01.278	4	2:01.435	10	2:01.498	11	2:01.718	2
5	23	Alexandre Finkelstein	FRA			GPA Racing	FRA	FRA	2:01.062	10	2:01.157	3	2:01.268	4	2:01.474	11	2:01.924	8
6	1	David Pouget	FRA			GPA Racing	FRA	CCS / FRA	2:01.105	4	2:01.157	10	2:01.251	3	2:01.575	9	2:01.650	11
7	60	Leonardo Arduini	ITA	JUN	2	MC Motor Tecnica	ITA	CCS	2:01.233	4	2:01.275	3	2:01.589	2	2:01.833	11	2:01.979	10
8	99	Guillaume Maio	FRA	CHA	1	GM Sport	FRA	CCS / MID	2:01.345	11	2:01.650	10	2:02.110	9	2:02.499	2	2:02.643	8
9	86	Jack Byrne	IRL	JUN	3	GPA Racing	FRA	CCS / MID	2:01.440	4	2:01.759	10	2:01.847	3	2:02.476	9	2:02.621	11
10	35	Thomas Compain	FRA	JUN	4	Milan Competition	FRA	FRA / MID	2:01.454	10	2:02.529	9	2:02.885	2	2:02.896	3	2:03.204	11
11	158	Florian Venturi	FRA	JUN	5	GM Sport	FRA	FRA	2:01.460	9	2:01.515	4	2:01.707	10	2:01.798	3	2:02.209	2
12	85	Benjamin Cauvas	FRA	CHA	2	GPA Racing	FRA	CCS / MID	2:01.536	3	2:01.614	10	2:02.263	9	2:02.764	2	2:03.201	11
13	199	Alejandro Schimpf	ESP	JUN	6	AST Competition	ESP	CCS	2:01.550	3	2:02.844	2	2:12.292	1				
14	10	Mauro Polderman	NLD	JUN	7	AST Competition	ESP	CCS / MID	2:01.652	3	2:01.698	9	2:02.039	10	2:03.215	2	2:04.180	8
15	11	Nikola Mijlkovic	SRB	CHA	3	TEMPO Racing	SRB	CCS / MID	2:01.661	3	2:03.999	2	2:11.591	1				
16	43	Damiano Puccetti	ITA	JUN	8	RANGONI Corse	ITA	CCS	2:01.727	3	2:02.029	10	2:02.243	9	2:02.389	2	2:02.884	11
17	107	Lorenzo Van Riet	NLD	CHA	4	RANGONI Corse	ITA	CCS / MID	2:01.748	3	2:01.764	10	2:02.180	9	2:02.457	11	2:02.487	8
18	112	Mathias Dall	DNK	JUN	9	DALL Racing	DNK	MID	2:01.824	9	2:01.845	10	2:01.912	3	2:02.781	11	2:02.915	2
19	9	Andreas Stucki	CHE	CHA	5	STUCKI Motorsport	CHE	MID	2:01.893	9	2:02.101	10	2:02.362	3	2:03.088	8	2:03.262	2
20	58	Pierre Bredeaux	FRA	JUN	10	Comte Racing	FRA	FRA	2:02.024	2	2:11.201	1						
21	30	Knuteirik Knudsen	NOR	CHA	6	TF Performance	NOR	MID	2:02.031	10	2:02.414	9	2:02.593	2	2:03.777	3	2:03.784	11
22	7	Mickael Carree	FRA	GEN	1	T2CM	FRA	CCS / FRA	2:02.051	10	2:02.620	9	2:02.776	2	2:02.916	3	2:03.941	8
23	21	Stephan Polderman	NLD	GEN	2	AST Competition	ESP	CCS / MID	2:02.139	3	2:03.176	9	2:03.232	10	2:03.651	8	2:03.895	11
24	79	Felix Heiberg	NOR	JUN	11	TF Performance	NOR	MID	2:02.156	3	2:03.200	9	2:03.429	10	2:03.717	2	2:03.838	8
25	111	Nikola Tosic	SRB	JUN	12	AKSK Crvena zvezda	SRB	CCS / MID	2:02.178	10	2:02.517	9	2:02.758	3	2:03.492	2	2:03.933	8
26	4	CE...A}A}^c	FRA	CHA	7	RUÓÓ[[] .at }	FRA	MID	2:02.290	2	2:02.578	3	2:03.272	4	2:14.144	1	2:31.124	7
27	133	Samuel Chaligne	FRA	GEN	3	T2CM	FRA	FRA	2:02.435	3	2:02.512	9	2:03.100	10	2:03.799	2	2:04.061	8
28	37	Calvin Comte	FRA	CHA	8	Comte Racing	FRA	FRA	2:02.436	2	2:03.267	10	2:03.479	9	2:03.668	3	2:04.127	11
29	18	Cedric Delcroix	FRA	CHA	9	GPA Racing	FRA	FRA	2:02.453	3	2:03.177	9	2:03.740	10	2:03.789	2	2:07.881	4
30	39	Jaroslav Honzik	CZE	CHA	10	GM Sport	FRA	MID	2:02.477	3	2:02.607	10	2:03.427	9	2:03.655	11	2:03.900	2
31	69	Quinto Stefana	ITA	GEN	4	Milan Competition	FRA	CCS	2:02.567	3	2:03.075	9	2:03.453	2	2:03.466	10	2:04.304	8
32	999	Horn Horn	FRA	GEN	5	GPA Racing	FRA	CCS	2:02.648	9	2:02.792	3	2:03.040	10	2:03.881	8	2:04.199	11
33	40	Laurent Dziadus	FRA	GEN	6	Team Lucas	FRA	MID	2:02.702	3	2:02.975	9	2:03.080	2	2:03.549	10	2:04.486	8
34	3	Daniel Nyffeler	CHE	CHA	11	STUCKI Motorsport	CHE	MID	2:02.903	3	2:02.990	9	2:03.328	2	2:03.460	10	2:04.350	11
35	53	Nava Nava	ITA	GEN	7	MC Motor Tecnica	ITA	CCS	2:03.729	3	2:04.088	9	2:04.441	8	2:04.468	10	2:04.635	11
36	77	Jean-Louis Carponcin	FRA	GEN	8	INTER Generation	FRA	FRA	2:03.763	3	2:04.192	8	2:04.473	9	2:04.977	11	2:05.163	2
37	100	Romain Lavocat	FRA	CHA	12	GM Sport	FRA	MID	2:03.876	3	2:04.218	8	2:04.970	9	2:05.566	10	2:05.775	2
38	131	Steve Compain	FRA	GEN	9	MILAN Competition	FRA	FRA	2:03.904	10	2:04.028	8	2:04.068	3	2:04.339	11	2:04.367	9
39	33	Michel Faye	FRA	GEN	10	GM Sport	FRA	CCS / FRA	2:03.912	10	2:04.085	8	2:04.309	3	2:04.418	9	2:05.598	2
40	170	Ü...ä}A}^c	FRA	CHA	13	FAS Competition	FRA	MID	2:03.926	3	2:04.188	9	2:04.271	8	2:04.913	2	2:04.967	11
41	219	Milan Popovic	SRB	CHA	14	TEMPO Racing	SRB	CCS	2:05.579	3	2:05.889	10	2:06.220	9	2:06.250	2	2:07.227	11
42	14	Udo Brunner	DEU	GEN	11	STUCKI Motorsport	CHE	MID	2:08.719	2	2:08.885	10	2:09.197	9	2:09.854	3	2:10.757	11



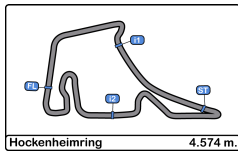
Hockenheimring
Clio Cup Series
Race - 1

CLIO CUP

SERIES

Best 5 Top Speeds

Clas	B.	Driver	Nat	Cat	Cls	Team	Nat	Group	Top 1		Top 2		Top 3		Top 4		Top 5		Avg
									Km/h	Lap	Km/h	Lap	Km/h	Lap	Km/h	Lap	Km/h	Lap	
1	158	Florian Venturi	FRA	JUN	1	GM Sport	FRA	FRA	212.5	8	208.4	1	207.6	2	203.7	3	203.3	11	207.1
2	86	Jack Byrne	IRL	JUN	2	GPA Racing	FRA	CCS / MID	210.5	8	205.7	3	205.3	9	204.5	10	204.1	1	206.0
3	111	Nikola Tosic	SRB	JUN	3	AKSK Crvena zvezda	SRB	CCS / MID	210.5	8	206.1	9	204.9	1	204.9	2	202.2	3	205.7
4	7	Mickael Carree	FRA	GEN	1	T2CM	FRA	CCS / FRA	209.3	1	208.8	8	208.4	9	206.1	11	204.5	2	207.4
5	99	Guillaume Maio	FRA	CHA	1	GM Sport	FRA	CCS / MID	209.3	2	209.3	8	206.5	1	205.7	10	205.3	9	207.2
6	18	Cedric Delcroix	FRA	CHA	2	GPA Racing	FRA	FRA	208.4	8	206.5	2	206.1	9	205.7	8	204.9	3	206.3
7	58	Pierre Bredeaux	FRA	JUN	4	Comte Racing	FRA	FRA	208.4	2	205.3	1	97.2	3					170.3
8	3	Daniel Nyffeler	CHE	CHA	3	STUCKI Motorsport	CHE	MID	208.0	10	206.1	9	205.3	1	204.9	8	204.9	11	205.8
9	23	Alexandre Finkelstein	FRA			GPA Racing	FRA	FRA	208.0	8	204.9	2	203.0	1	203.0	11	202.2	3	204.2
10	107	Lorenzo Van Riet	NLD	CHA	4	RANGONI Corse	ITA	CCS / MID	208.0	1	207.2	10	206.5	2	205.7	8	205.7	11	206.6
11	21	Stephan Polderman	NLD	GEN	2	AST Competition	ESP	CCS / MID	207.6	1	206.5	8	206.1	10	204.9	9	204.1	3	205.8
12	40	Laurent Dziadus	FRA	GEN	3	Team Lucas	FRA	MID	207.6	1	206.8	4	206.1	2	205.3	8	204.9	9	206.1
13	85	Benjamin Cauvas	FRA	CHA	5	GPA Racing	FRA	CCS / MID	207.6	2	205.7	3	205.7	8	205.3	9	205.3	10	205.9
14	11	Nikola Miljkovic	SRB	CHA	6	TEMPO Racing	SRB	CCS / MID	207.2	1	206.8	2	205.7	3	188.1	4			202.0
15	37	Calvin Comte	FRA	CHA	7	Comte Racing	FRA	FRA	207.2	8	206.5	10	206.1	9	204.9	3	203.0	2	205.5
16	48	Nicolas Milan	FRA			Milan Competition	FRA	CCS / FRA	207.2	8	203.7	9	202.6	1	200.7	2	200.0	3	202.8
17	69	Quinto Stefana	ITA	GEN	4	Milan Competition	FRA	CCS	207.2	9	206.5	3	206.5	10	206.1	8	204.1	11	206.1
18	112	Mathias Dall	DNK	JUN	5	DALL Racing	DNK	MID	207.2	8	205.3	2	204.5	3	204.1	4	201.4	1	204.5
19	131	Steve Compain	FRA	GEN	5	MILAN Competition	FRA	FRA	207.2	1	204.9	8	203.7	3	203.3	2	203.0	9	204.4
20	4	Стефан Компан	FRA	CHA	8	RANGONI Corse	FRA	MID	206.8	2	206.5	8	205.3	1	204.9	4	201.8	3	205.1
21	9	Andreas Stucki	CHE	CHA	9	STUCKI Motorsport	CHE	MID	206.8	2	206.5	8	205.3	1	204.9	9	204.5	10	205.6
22	39	Jaroslav Honzik	CZE	CHA	10	GM Sport	FRA	MID	206.8	3	205.7	1	205.7	4	205.7	8	203.3	2	205.4
23	10	Mauro Polderman	NLD	JUN	6	AST Competition	ESP	CCS / MID	206.5	2	206.1	8	204.9	3	204.9	10	203.7	1	205.2
24	43	Damiano Puccetti	ITA	JUN	7	RANGONI Corse	ITA	CCS	206.5	8	204.9	1	204.9	4	204.5	2	201.1	9	204.4
25	60	Leonardo Arduini	ITA	JUN	8	MC Motortecnica	ITA	CCS	206.5	2	205.3	8	204.1	10	203.7	3	202.2	11	204.4
26	30	Knuteirik Knudsen	NOR	CHA	11	TF Performance	NOR	MID	206.1	8	204.5	10	204.1	2	203.7	1	203.3	9	204.3
27	1	David Pouget	FRA			GPA Racing	FRA	CCS / FRA	205.7	3	205.7	8	205.3	9	205.3	10	203.3	4	205.0
28	5	Anthony Jurado	FRA			RANGONI Corse	ITA	CCS	205.7	1	204.9	2	204.5	8	203.3	9	203.0	3	204.3
29	53	Nava Nava	ITA	GEN	6	MC Motortecnica	ITA	CCS	205.3	1	205.3	2	203.7	9	203.3	8	201.4	11	203.8
30	133	Samuel Chaligne	FRA	GEN	7	T2CM	FRA	FRA	205.3	8	205.3	11	204.9	10	204.1	2	203.7	1	204.7
31	35	Thomas Compain	FRA	JUN	9	Milan Competition	FRA	FRA / MID	204.9	2	204.5	8	201.8	9	200.7	11	200.0	1	202.4
32	79	Felix Heiberg	NOR	JUN	10	TF Performance	NOR	MID	204.9	9	204.1	8	203.0	1	202.2	4	202.2	11	203.3
33	113	Adrian Schimpf	ESP	JUN	11	AST Competition	ESP	CCS	204.9	8	203.7	2	202.2	10	200.0	11	198.5	3	201.8
34	33	Michel Faye	FRA	GEN	8	GM Sport	FRA	CCS / FRA	204.5	1	203.7	3	203.7	8	203.0	10	202.6	4	203.5
35	77	Jean-Louis Carponcin	FRA	GEN	9	INTER Generation	FRA	FRA	204.5	2	204.5	9	203.7	8	202.2	1	202.2	3	203.4
36	199	Alejandro Schimpf	ESP	JUN	12	AST Competition	ESP	CCS	204.5	2	203.7	1	202.6	3	145.1	4			189.0
37	999	Horn Horn	FRA	GEN	10	GPA Racing	FRA	CCS	204.5	9	204.5	11	204.1	8	203.3	3	203.0	10	203.9
38	100	Romain Lavocat	FRA	CHA	12	GM Sport	FRA	MID	204.1	10	203.0	8	203.0	9	201.4	1	200.3	3	202.4
39	170	Стефан Компан	FRA	CHA	13	FAS Competition	FRA	MID	204.1	10	203.7	9	203.0	8	202.2	1	201.4	3	202.9
40	12	Gabriele Torelli	ITA			RANGONI Corse	ITA	CCS / FRA	203.0	2	203.0	3	201.4	1	201.1	4	198.5	8	201.4
41	14	Udo Brunner	DEU	GEN	11	STUCKI Motorsport	CHE	MID	201.4	2	198.8	9	197.4	10	196.7	1	195.6	3	198.0
42	219	Milan Popovic	SRB	CHA	14	TEMPO Racing	SRB	CCS	200.0	1	198.8	2	198.1	3	197.0	9	196.7	10	198.1











Hockenheimring

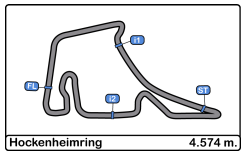
Clio Cup Series

Race - 1

Fastest Laps Sequence

CLIO CUP SERIES

Lap	Time of Day	Session Time	B. Driver	Nat	Cat	Team	Nat	Group	Time	Km/h
2	12:54:15.088	4:08.088	12 Gabriele Torelli	 ITA		RANGONI Corse	 ITA	CCS / FRA	2:01.246	135.8
2	12:54:15.275	4:08.275	5 Anthony Jurado	 FRA		RANGONI Corse	 ITA	CCS	2:00.859	136.2
3	12:56:17.708	6:10.708	48 Nicolas Milan	 FRA		Milan Competition	 FRA	CCS / FRA	2:00.638	136.4
4	12:58:17.076	8:10.076	12 Gabriele Torelli	 ITA		RANGONI Corse	 ITA	CCS / FRA	2:00.593	136.5



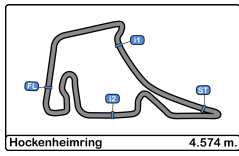
Hockenheimring
Clio Cup Series
Race - 1

CLIO CUP

SERIES

Event Best Maximum Speed

B.	Driver	Nat	Cat	Clas	Team	Nat	Group	Km/h	Session
158	Florian Venturi		FRA	JUN 1	GM Sport		FRA	212.5	Race - 1
99	Guillaume Maio		FRA	CHA 1	GM Sport		CCS / MID	210.5	Free Practice - 1
86	Jack Byrne		IRL	JUN 2	GPA Racing		CCS / MID	210.5	Race - 1
111	Nikola Tomic		SRB	JUN 3	AKSK Crvena zvezda		CCS / MID	210.5	Race - 1
5	Anthony Jurado		FRA		RANGONI Corse		CCS	210.1	Qualifying - 1
12	Gabriele Torelli		ITA		RANGONI Corse		CCS / FRA	209.3	Free Practice - 1
7	Mickael Carree		FRA	GEN 1	T2CM		CCS / FRA	209.3	Race - 1
10	Mauro Polderman		NLD	JUN 4	AST Competition		CCS / MID	208.4	Free Practice - 1
58	Pierre Bredeaux		FRA	JUN 5	Comte Racing		FRA	208.4	Race - 1
18	Cedric Delcroix		FRA	CHA 2	GPA Racing		FRA	208.4	Race - 1
85	Benjamin Cauvas		FRA	CHA 3	GPA Racing		CCS / MID	208.0	Qualifying - 1
60	Leonardo Arduini		ITA	JUN 6	MC Motortecnica		CCS	208.0	Qualifying - 1
107	Lorenzo Van Riet		NLD	CHA 4	RANGONI Corse		CCS / MID	208.0	Race - 1
23	Alexandre Finkelstein		FRA		GPA Racing		FRA	208.0	Race - 1
3	Daniel Nyffeler		CHE	CHA 5	STUCKI Motorsport		MID	208.0	Race - 1
40	Laurent Dziadus		FRA	GEN 2	Team Lucas		MID	207.6	Free Practice - 1
21	Stephan Polderman		NLD	GEN 3	AST Competition		CCS / MID	207.6	Race - 1
11	Nikola Miljkovic		SRB	CHA 6	TEMPO Racing		CCS / MID	207.2	Free Practice - 1
4	Ā.		FRA	CHA 7	RUÓÓ[{] }		MID	207.2	Qualifying - 1
1	David Pouget		FRA		GPA Racing		CCS / FRA	207.2	Qualifying - 1
35	Thomas Compain		FRA	JUN 7	Milan Competition		FRA / MID	207.2	Qualifying - 1
131	Steve Compain		FRA	GEN 4	MILAN Competition		FRA	207.2	Race - 1
48	Nicolas Milan		FRA		Milan Competition		CCS / FRA	207.2	Race - 1
112	Mathias Dall		DNK	JUN 8	DALL Racing		MID	207.2	Race - 1
37	Calvin Comte		FRA	CHA 8	Comte Racing		FRA	207.2	Race - 1
69	Quinto Stefana		ITA	GEN 5	Milan Competition		CCS	207.2	Race - 1
113	Adrian Schimpf		ESP	JUN 9	AST Competition		CCS	206.8	Free Practice - 1
199	Alejandro Schimpf		ESP	JUN 10	AST Competition		CCS	206.8	Qualifying - 1
9	Andreas Stucki		CHE	CHA 9	STUCKI Motorsport		MID	206.8	Race - 1
39	Jaroslav Honzik		CZE	CHA 10	GM Sport		MID	206.8	Race - 1
30	Knuterik Knudsen		NOR	CHA 11	TF Performance		MID	206.5	Qualifying - 1
43	Damiano Puccetti		ITA	JUN 11	RANGONI Corse		CCS	206.5	Race - 1
999	Horn Horn		FRA	GEN 6	GPA Racing		CCS	205.7	Qualifying - 1
53	Nava Nava		ITA	GEN 7	MC Motortecnica		CCS	205.3	Race - 1
133	Samuel Chaligne		FRA	GEN 8	T2CM		FRA	205.3	Race - 1
79	Felix Heiberg		NOR	JUN 12	TF Performance		MID	204.9	Race - 1
100	Romain Lavocat		FRA	CHA 12	GM Sport		MID	204.5	Qualifying - 1
219	Milan Popovic		SRB	CHA 13	TEMPO Racing		CCS	204.5	Qualifying - 1
33	Michel Faye		FRA	GEN 9	GM Sport		CCS / FRA	204.5	Qualifying - 1
77	Jean-Louis Carponcin		FRA	GEN 10	INTER Generation		FRA	204.5	Race - 1
170	Ü.		FRA	CHA 14	FAS Competition		MID	204.1	Race - 1
14	Udo Brunner		DEU	GEN 11	STUCKI Motorsport		MID	202.6	Qualifying - 1

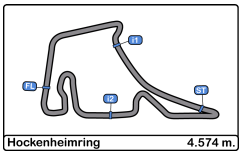


Hockenheimring
Clio Cup Series
Race - 1
Lap Chart

CLIO CUP
SERIES

LAP

Nr	Pos	Grid	1	2	3	4	5	6	7	8	9	10	11	12	13
12	1	12	1	12	12	12	12	12	12	12	12	12	12	12	12
1	2	1	12	5	5	5	5	5	5	5	5	5	5	5	5
5	3	5	5	1	1	1	1	1	1	1	1	1	1	1	1
86	4	86	48	48	48	48	48	48	48	48	48	48	48	48	48
60	5	60	86	113	113	113	113	113	113	113	23	23	23	23	23
48	6	48	113	60	60	60	60	60	60	23	113	113	113	113	113
113	7	113	23	23	23	23	23	23	23	60	60	60	60	60	60
23	8	23	60	86	86	86	86	86	86	107	107	107	99	99	99
99	9	99	99	58	158	158	158	158	158	86	99	99	107	107	107
107	10	107	58	99	99	107	107	107	107	99	86	86	86	86	86
58	11	58	11	158	107	99	99	99	99	112	112	112	112	112	112
11	12	11	158	107	199	112	112	112	112	43	43	43	43	43	43
199	13	199	107	199	11	43	43	43	43	9	9	9	158	158	158
9	14	9	199	11	10	4	4	4	4	10	10	10	9	9	9
158	15	158	10	10	112	9	10	10	10	35	158	158	35	35	35
112	16	112	112	112	43	10	9	9	9	158	35	35	10	10	10
10	17	10	9	4	85	85	85	85	85	85	85	85	85	85	85
30	18	30	4	43	4	35	35	35	35	30	30	30	30	30	30
35	19	35	43	9	9	30	30	30	30	7	7	7	7	7	7
85	20	85	85	85	35	37	37	37	37	37	111	111	111	111	111
43	21	43	35	35	30	7	7	7	7	111	37	37	37	37	37
4	22	4	30	30	37	3	3	3	3	3	3	3	3	3	3
37	23	37	37	37	7	111	111	111	111	69	69	69	21	21	21
3	24	3	111	7	111	69	69	69	69	40	40	40	133	133	133
39	25	39	7	111	3	40	40	40	40	79	79	79	999	999	999
111	26	111	3	3	40	39	39	39	39	21	21	21	39	39	39
69	27	69	39	40	39	79	79	79	79	133	133	133	131	131	131
18	28	18	40	39	69	18	18	18	18	999	999	999	53	53	53
79	29	79	69	69	18	21	21	21	21	39	39	39	79	79	79
40	30	40	18	18	79	133	133	133	133	53	53	131	33	33	33
7	31	7	21	79	21	999	999	999	999	131	131	53	77	77	170
131	32	131	79	21	133	53	53	53	53	33	33	33	170	170	100
999	33	999	999	133	999	131	131	131	131	100	100	100	100	100	219
100	34	100	53	999	53	33	33	33	33	77	77	77	219	219	77
21	35	21	133	53	131	100	100	100	100	170	170	170	69	69	69
53	36	53	131	131	170	77	77	77	77	219	219	219	14	14	14
77	37	77	33	170	33	170	170	170	170	14	14	14	18	18	
33	38	33	170	33	100	219	219	219	219	4	18	18			
133	39	133	100	100	77	14	14	14	14	18					
170	40	170	77	77	219										
219	41	219	219	219	14										
14	42	14	14	14											

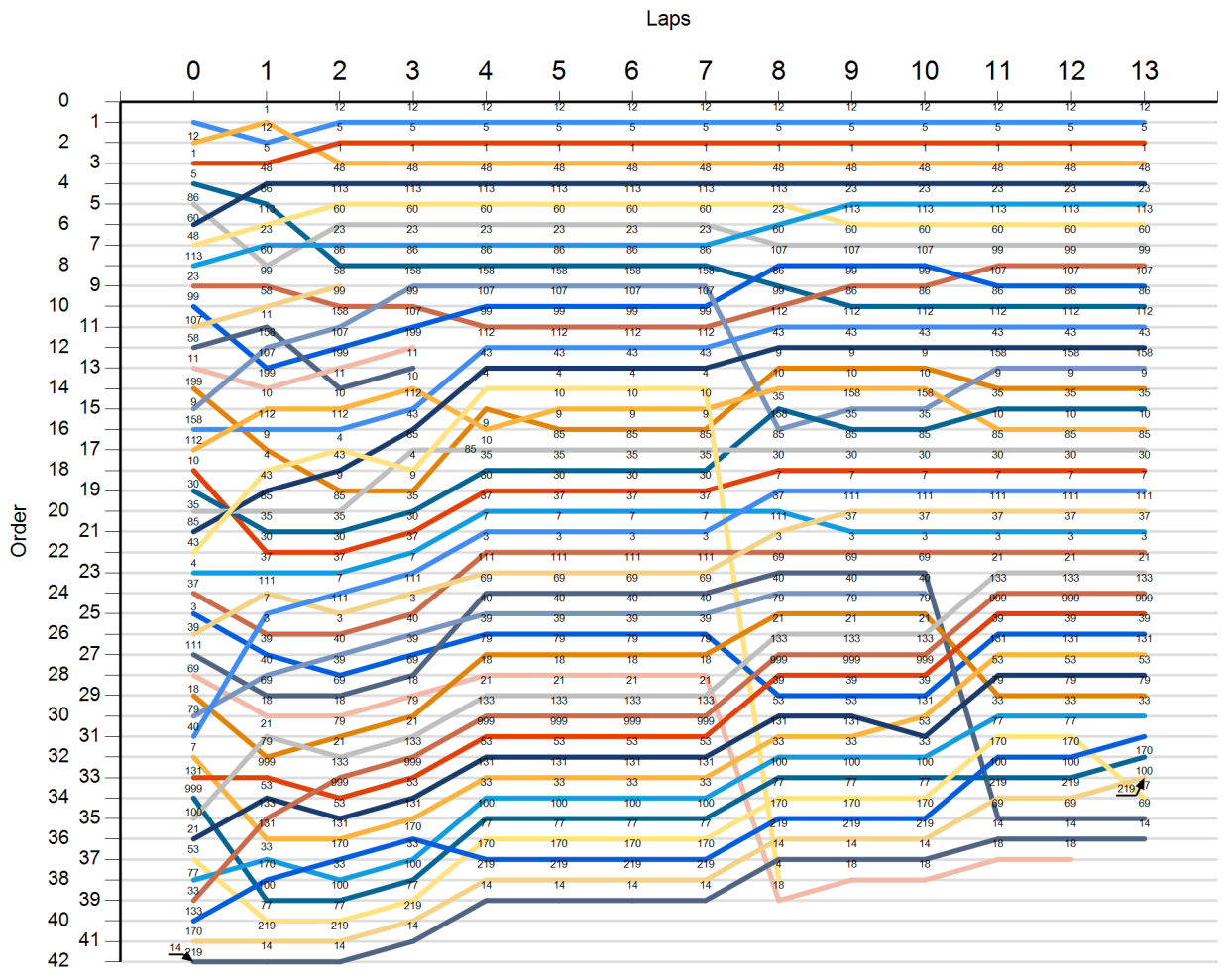


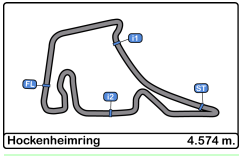
Hockenheimring
Clio Cup Series
Race - 1
Graphic Lap Chart

CLIO CUP

SERIES

- 12
- 1
- 5
- 86
- 60
- 48
- 113
- 23
- 99
- 107
- 58
- 11
- 199
- 9
- 158
- 112
- 10
- 30
- 35
- 85
- 43
- 4
- 37
- 3
- 39
- 111
- 69
- 18
- 79
- 40
- 7
- 131
- 999
- 100
- 21
- 53
- ...



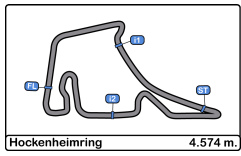


Hockenheimring
 Clio Cup Series
 Race - 1
 Pit Stop Analysis

CLIO CUP

SERIES

Or d.	Nr.	In Day Time	Entrant/Team	Nat	Driver 1	Nat	Driver 2	Nat	Group	Cat	In Time	Grid B.	Pit Time	Handicap	Diff.
1	4	13:09:25.670	RÜÖÖ () . . .	FRA	CEI. (A) A^c	FRA			MID	CHA	19:18.632	1	7:19.497		

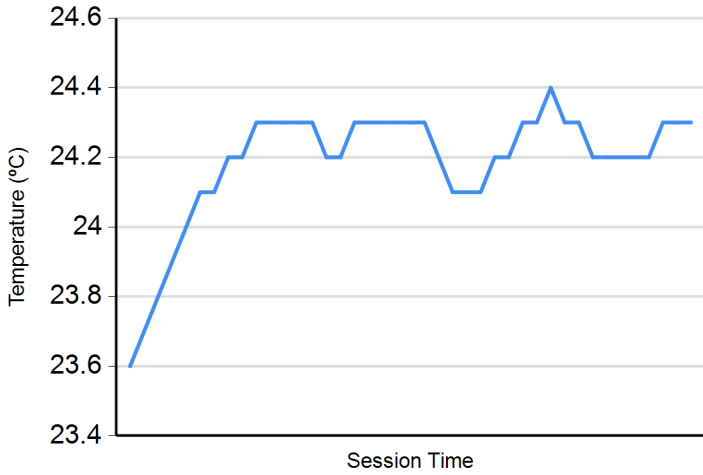


Hockenheimring
Clio Cup Series
Race - 1
Weather Report

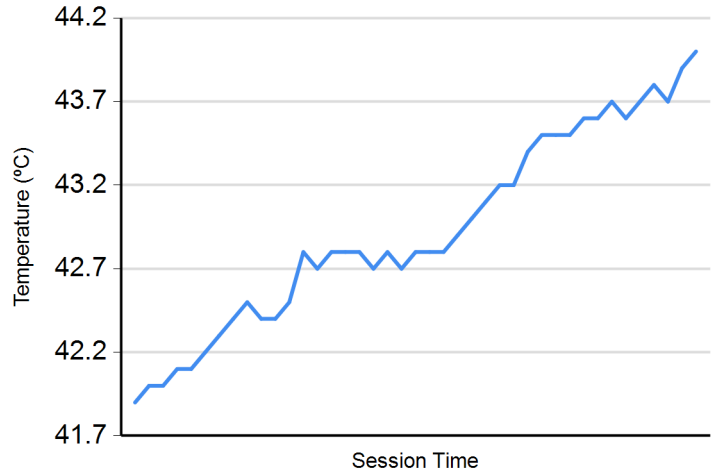
CLIO CUP

SERIES

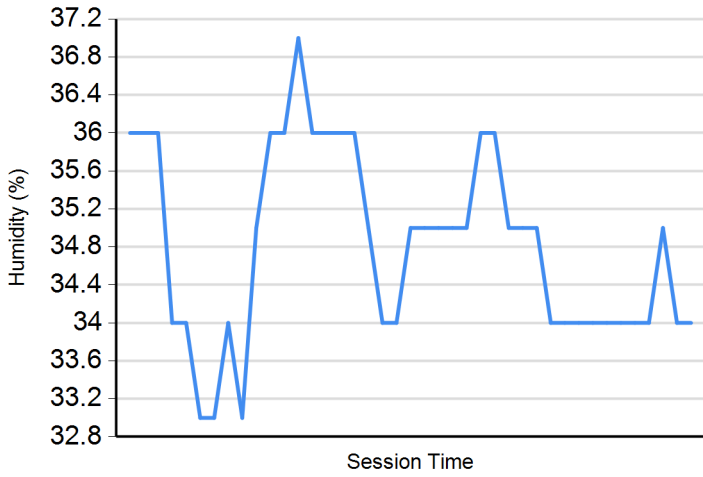
Air Temperature



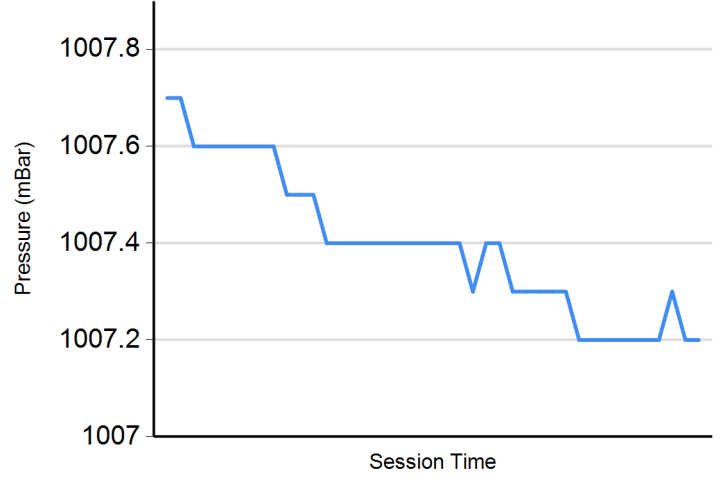
Track Temperature



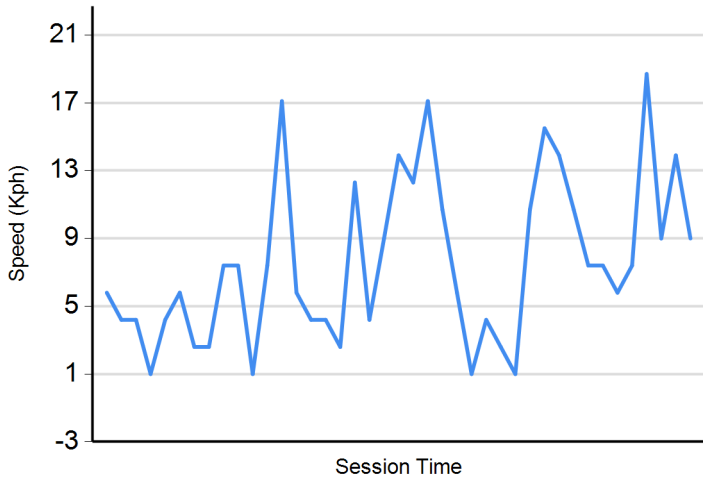
Humidity



Pressure



Wind Speed



Wind direction

North = 0°/360° Est = 90° South = 180° West = 270°

