

Automobile Moulay El Hassan
Kumho FIA TCR World Tour
Free Practice - 1
Provisional Results



Automobile Moulay el Hassan 1.701 m.

Clas	Nº	Driver	Nat	Team	Nat	Vehicle	Laps	Best	Time	Gap	Interval	Km/h
1	105	Norbert Michelisz	HUN	BRC HYUNDAI N SQUADRA CORSE	ITA	Hyundai Elantra N TCR	24	22	50.802			120.5
2	129	Nestor Adrian Girolami	ARG	BRC HYUNDAI N SQUADRA CORSE	ITA	Hyundai Elantra N TCR	26	19	51.023	0.221	0.221	120.0
3	212	Sami Taoufik	MAR	VOLCANO MOTORSPORT	ESP	Audi RS 3 LMS TCR	24	17	51.033	0.231	0.010	119.9
4	196	Mikel Azcona Troyas	ESP	BRC HYUNDAI N SQUADRA CORSE	ITA	Hyundai Elantra N TCR	25	18	51.191	0.389	0.158	119.6
5	186	Esteban Guerrieri	ARG	GOAT RACING	ESP	Honda Civic Type R FL5 TCR	18	15	51.305	0.503	0.114	119.3
6	62	Dusan Borkovic	SRB	GOAT RACING	ESP	Honda Civic Type R FL5 TCR	26	13	51.388	0.586	0.083	119.1
7	125	Medhi Bennani	MAR	TEDDY CLAIRET	FRA	Cupra Leon VZ TCR	26	23	51.404	0.602	0.016	119.1
8	111	Thed Bang-Melchior Björk	SWE	CYAN RACING LYNK & CO	SWE	Lynk & Co 03 FL TCR	25	14	51.475	0.673	0.071	118.9
9	127	John Filippi	FRA	VOLCANO MOTORSPORT	ESP	Audi RS 3 LMS TCR	26	23	51.509	0.707	0.034	118.8
10	199	Marco Butti	ITA	GOAT RACING	ESP	Honda Civic Type R FL5 TCR	21	19	51.632	0.830	0.123	118.6
11	30	Julien Piguet M	FRA	TEDDY CLAIRET	FRA	Audi RS 3 LMS TCR	27	23	51.656	0.854	0.024	118.5
12	168	Yann Ehrlacher	FRA	CYAN RACING LYNK & CO	SWE	Lynk & Co 03 FL TCR	22	17	51.701	0.899	0.045	118.4
13	155	Qinghua Ma	CHN	CYAN RACING LYNK & CO	SWE	Lynk & Co 03 FL TCR	23	19	51.763	0.961	0.062	118.3
14	112	Santiago Urrutia	URY	CYAN RACING LYNK & CO	SWE	Lynk & Co 03 FL TCR	23	15	51.785	0.983	0.022	118.2
15	41	Victor Fernandez	ESP	GOAT RACING	ESP	Honda Civic Type R FL5 TCR	15	8	55.113	4.311	3.328	111.1

*** PENALTIES**

Car 111 - lap 17 and 18 disallowed T6/T7

Published at:.....

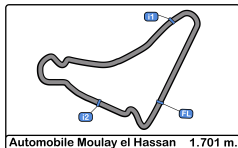
Track Temp: 20.9 °C Air Temp: 18.9 °C Humidity: 52 % Track Status: DRY

Race Director:

Rui Marques

Timekeeper:


Luis Garcia



Automobile Moulay El Hassan
Kumho FIA TCR World Tour
Free Practice - 1
Lap Analysis

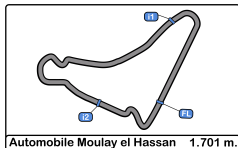


30 Julien Piguet M Audi RS 3 LMS TCR **62** Dusan Borkovic Honda Civic Type R FL5 TCR
 TEDDY CLAIRET GOAT RACING

Lap D	Time	Sector 1	Sector 2	Sector 3	T. Spd	Elapsed	Lap D	Time	Sector 1	Sector 2	Sector 3	T. Spd	Elapsed
1	10:01:57.617	10:01:07.958	32.603	17.056		10:01:57.617	1	10:03:02.147	10:02:14.554	30.878	16.715		10:03:02.147
2	59.524	14.945	28.612	15.967		10:02:57.141	2	56.639	14.902	26.424	15.313		10:03:58.786
3	55.654	14.032	27.013	14.609		10:03:52.795	3	54.569	14.107	25.207	15.255		10:04:53.355
4	55.950	13.976	26.366	15.608		10:04:48.745	4	58.474 P	13.930	24.984	19.560		10:05:51.829
5	55.479	13.758	26.411	15.310		10:05:44.224	5	3:56.246	3:12.867	28.558	14.821		10:09:48.075
6	54.693	13.532	25.773	15.388		10:06:38.917	6	53.171	13.638	24.120	15.413		10:10:41.246
7	55.023	14.100	25.531	15.392		10:07:33.940	7	1:17.852 P	14.092	40.388	23.372		10:11:59.098
8	54.037	13.713	25.194	15.130		10:08:27.977	8	4:24.214	3:41.940	27.146	15.128		10:16:23.312
9	52.510	13.410	24.854	14.246		10:09:20.487	9	51.668	13.314	23.928	14.426		10:17:14.980
10	53.584	13.701	24.713	15.170		10:10:14.071	10	51.504	13.195	24.000	14.309		10:18:06.484
11	1:02.989 P	13.400	24.883	24.706		10:11:17.060	11	51.434	13.246	23.888	14.300		10:18:57.918
12	5:12.412	4:31.027	26.203	15.182		10:16:29.472	12	51.774	13.215	24.115	14.444		10:19:49.692
13	52.550	13.295	24.540	14.715		10:17:22.022	13	51.388	13.227	23.864	14.297		10:20:41.080
14	52.248	13.193	24.464	14.591		10:18:14.270	14	51.847	13.291	23.988	14.568		10:21:32.927
15	55.160	13.282	26.466	15.412		10:19:09.430	15	51.775	13.222	23.861	14.692		10:22:24.702
16	1:03.204 P	13.810	26.890	22.504		10:20:12.634	16	51.488	13.159	23.915	14.414		10:23:16.190
17	3:21.466	2:36.540	28.656	16.270		10:23:34.100	17	51.687	13.243	24.035	14.409		10:24:07.877
18	52.307	13.365	24.372	14.570		10:24:26.407	18	56.758	13.272	27.913	15.573		10:25:04.635
19	51.935	13.359	24.132	14.444		10:25:18.342	19	52.092	13.267	23.868	14.957		10:25:56.727
20	54.921	13.204	26.815	14.902		10:26:13.263	20	51.836	13.455	23.928	14.453		10:26:48.563
21	51.827	13.311	23.955	14.561		10:27:05.090	21	52.965	13.321	23.943	15.701		10:27:41.528
22	51.862	13.061	24.123	14.678		10:27:56.952	22	51.572	13.286	24.017	14.269		10:28:33.100
23	51.656	13.152	23.885	14.619		10:28:48.608	23	56.252	14.011	27.246	14.995		10:29:29.352
24	51.859	13.151	24.093	14.615		10:29:40.467	24	51.746	13.255	24.021	14.470		10:30:21.098
25	59.777	14.852	27.379	17.546		10:30:40.244	25	1:17.127	17.173	35.350	24.604		10:31:38.225
26	1:20.335	15.726	35.449	29.160		10:32:00.579	26	1:35.027 P	40.048	31.610	23.369		10:33:13.252
27	1:47.010 P	53.873	31.563	21.574		10:33:47.589							

41 Victor Fernandez Honda Civic Type R FL5 TCR **105** Norbert Michelisz Hyundai Elantra N TCR
 BRC HYUNDAI N SQUADRA

Lap D	Time	Sector 1	Sector 2	Sector 3	T. Spd	Elapsed	Lap D	Time	Sector 1	Sector 2	Sector 3	T. Spd	Elapsed
1	10:01:53.928	10:00:59.453	36.149	18.326		10:01:53.928	1	10:01:20.910	10:00:35.271	29.775	15.864		10:01:20.910
2	1:02.764	16.942	28.957	16.865		10:02:56.692	2	54.424	14.064	25.309	15.051		10:02:15.334
3	1:03.097 P	15.909	27.728	19.460		10:03:59.789	3	54.971	14.443	25.390	15.138		10:03:10.305
4	2:33.677	1:42.230	32.845	18.602		10:06:33.466	4	54.185	13.980	25.036	15.169		10:04:04.490
5	1:00.170	14.980	27.619	17.571		10:07:33.636	5	53.147	13.775	24.525	14.847		10:04:57.637
6	57.017	14.921	26.440	15.656		10:08:30.653	6	52.735	13.784	24.373	14.578		10:05:50.372
7	55.859	14.411	26.104	15.344		10:09:26.512	7	52.691	13.526	24.337	14.828		10:06:43.063
8	55.113	14.175	26.045	14.893		10:10:21.625	8	52.192	13.485	24.176	14.531		10:07:35.255
9	1:06.121 P	14.663	29.263	22.195		10:11:27.746	9	1:03.875 P	15.117	26.432	22.326		10:08:39.130
10	5:06.433	4:24.249	27.203	14.981		10:16:34.179	10	7:28.150	6:46.675	26.254	15.221		10:16:07.280
11	55.257	13.824	25.690	15.743		10:17:29.436	11	52.249	13.423	24.186	14.640		10:16:59.529
12	55.612	14.579	25.852	15.181		10:18:25.048	12	51.861	13.403	24.170	14.288		10:17:51.390
13	57.900 P	14.308	25.535	18.057		10:19:22.948	13	51.957	13.475	24.138	14.344		10:18:43.347
14	3:54.513	3:11.808	27.329	15.376		10:23:17.461	14	51.377	13.150	23.971	14.256		10:19:34.724
15	1:06.157 P	13.622	32.351	20.184		10:24:23.618	15	57.136 P	13.362	24.975	18.799		10:20:31.860
							16	5:07.841	4:28.041	24.605	15.195		10:25:39.701
							17	54.276	14.330	25.282	14.664		10:26:33.977
							18	51.125	13.162	23.855	14.108		10:27:25.102
							19	51.227	13.144	23.751	14.332		10:28:16.329
							20	50.962	13.215	23.567	14.180		10:29:07.291
							21	52.812	13.132	24.581	15.099		10:30:00.103
							22	50.802	13.158	23.497	14.147		10:30:50.905
							23	1:54.151	14.178	34.620	1:05.353		10:32:45.056
							24	1:52.138 P	58.774	27.640	25.724		10:34:37.194



Automobile Moulay El Hassan
Kumho FIA TCR World Tour
Free Practice - 1
Lap Analysis



111 Thed Bang-Melchior Björk Lynk & Co 03 FL TCR **125** Medhi Bennani Cupra Leon VZ TCR

CYAN RACING LYNK & CO

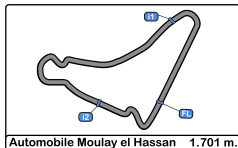
TEDDY CLAIRET

Lap	D	Time	Sector 1	Sector 2	Sector 3	T. Spd	Elapsed	Lap	D	Time	Sector 1	Sector 2	Sector 3	T. Spd	Elapsed
1		10:01:35.446	10:00:45.865	32.452	17.129		10:01:35.446	1		10:01:54.446	10:01:06.357	30.773	17.316		10:01:54.446
2		1:03.848 P	15.285	26.090	22.473		10:02:39.294	2		56.569	15.085	26.078	15.406		10:02:51.015
3		2:32.440	1:52.275	25.208	14.957		10:05:11.734	3		54.675	13.942	25.627	15.106		10:03:45.690
4		52.866	13.535	24.510	14.821		10:06:04.600	4		54.266	14.233	25.235	14.798		10:04:39.956
5		54.220	13.910	24.113	16.197		10:06:58.820	5		53.512	13.753	25.065	14.694		10:05:33.468
6		53.490	14.281	24.423	14.786		10:07:52.310	6		56.889	13.917	26.645	16.327		10:06:30.357
7		53.871	13.472	25.285	15.114		10:08:46.181	7		53.045	13.646	24.661	14.738		10:07:23.402
8		54.534	13.699	25.628	15.207		10:09:40.715	8		52.764	13.730	24.502	14.532		10:08:16.166
9		53.241	13.426	23.997	15.818		10:10:33.956	9		1:00.506 P	13.689	24.585	22.232		10:09:16.672
10		1:16.465 P	15.067	34.741	26.657		10:11:50.421	10		8:51.415	8:07.736	26.305	17.374		10:18:08.087
11		6:40.686	5:59.399	25.443	15.844		10:18:31.107	11		52.012	13.433	24.210	14.369		10:19:00.099
12		53.125	14.799	23.895	14.431		10:19:24.232	12		51.807	13.369	24.130	14.308		10:19:51.906
13		51.761	13.660	23.733	14.368		10:20:15.993	13		52.185	13.534	24.198	14.453		10:20:44.091
14		51.475	13.254	23.667	14.554		10:21:07.468	14		51.698	13.394	24.025	14.279		10:21:35.789
15		52.530	13.261	23.612	15.657		10:21:59.998	15		51.976	13.307	24.202	14.467		10:22:27.765
16		57.039	14.218	23.486	19.335		10:22:57.037	16		52.053	13.367	24.361	14.325		10:23:19.818
17		55.888 P	13.700	24.208	17.980		10:23:52.925	17		52.408	13.440	24.603	14.365		10:24:12.226
18		2:32.268	1:47.862	27.004	17.402		10:26:25.193	18		57.177	13.624	26.522	17.031		10:25:09.403
19		52.085	13.884	23.724	14.477		10:27:17.278	19		1:05.495	15.681	32.858	16.956		10:26:14.898
20		52.843	13.379	23.616	15.848		10:28:10.121	20		51.467	13.294	23.959	14.214		10:27:06.365
21		52.611	13.382	23.603	15.626		10:29:02.732	21		51.506	13.283	24.022	14.201		10:27:57.871
22		54.088	15.716	24.319	14.053		10:29:56.820	22		56.562	14.010	27.268	15.284		10:28:54.433
23		52.977	13.128	23.745	16.104		10:30:49.797	23		51.404	13.250	23.965	14.189		10:29:45.837
24		1:47.301	14.525	34.014	58.762		10:32:37.098	24		59.231	15.321	27.810	16.100		10:30:45.068
25		1:50.799 P	49.471	33.502	27.826		10:34:27.897	25		1:20.682	15.497	32.467	32.718		10:32:05.750

112 Santiago Urrutia Lynk & Co 03 FL TCR **26** 1:50.267 P 51.702 32.301 26.264 10:33:56.017

CYAN RACING LYNK & CO

Lap	D	Time	Sector 1	Sector 2	Sector 3	T. Spd	Elapsed
1		10:02:09.829	10:01:25.758	27.983	16.088		10:02:09.829
2		59.333 P	14.482	25.760	19.091		10:03:09.162
3		2:45.851	1:58.206	30.614	17.031		10:05:55.013
4		58.779	13.275	27.308	18.196		10:06:53.792
5		54.089	15.076	24.190	14.823		10:07:47.881
6		55.381	14.901	23.970	16.510		10:08:43.262
7		59.186 P	14.751	26.226	18.209		10:09:42.448
8		6:29.497	5:46.447	27.585	15.465		10:16:11.945
9		52.862	13.353	24.755	14.754		10:17:04.807
10		54.797	13.685	24.790	16.322		10:17:59.604
11		52.876	13.182	24.105	15.589		10:18:52.480
12		55.506	16.517	24.292	14.697		10:19:47.986
13		52.672	13.237	24.103	15.332		10:20:40.658
14		53.749	14.642	24.900	14.207		10:21:34.407
15		51.785	13.158	23.755	14.872		10:22:26.192
16		1:07.611 P	14.308	30.970	22.333		10:23:33.803
17		3:02.272	2:15.048	32.943	14.281		10:26:36.075
18		53.263	13.037	25.347	14.879		10:27:29.338
19		54.466	13.741	24.792	15.933		10:28:23.804
20		1:10.583	17.848	33.961	18.774		10:29:34.387
21		1:02.609	22.023	26.592	13.994		10:30:36.996
22		1:14.169	15.690	35.150	23.329		10:31:51.165
23		1:36.463 P	35.951	32.379	28.133		10:33:27.628



Automobile Moulay El Hassan
Kumho FIA TCR World Tour
Free Practice - 1
Lap Analysis



127

John Filippi

Audi RS 3 LMS TCR

129

Nestor Adrian Girolami

Hyundai Elantra N TCR

VOLCANO MOTORSPORT

BRC HYUNDAI N SQUADRA

Lap	D	Time	Sector 1	Sector 2	Sector 3	T. Spd	Elapsed	Lap	D	Time	Sector 1	Sector 2	Sector 3	T. Spd	Elapsed
1		10:01:51.733	10:01:01.450	33.753	16.530		10:01:51.733	1		10:01:29.959	10:00:41.549	32.099	16.311		10:01:29.959
2		58.493	14.964	27.395	16.134		10:02:50.226	2		57.380	14.411	26.532	16.437		10:02:27.339
3		1:01.635 P	14.634	27.395	19.606		10:03:51.861	3		55.037	14.068	25.870	15.099		10:03:22.376
4		2:37.246	1:50.710	30.693	15.843		10:06:29.107	4		53.939	14.024	25.108	14.807		10:04:16.315
5		56.321	14.550	26.877	14.894		10:07:25.428	5		53.081	13.732	24.793	14.556		10:05:09.396
6		55.026	14.017	26.322	14.687		10:08:20.454	6		52.284	13.513	24.411	14.360		10:06:01.680
7		53.337	13.665	25.109	14.563		10:09:13.791	7		59.202 P	13.639	25.035	20.528		10:07:00.882
8		52.567	13.565	24.548	14.454		10:10:06.358	8		3:00.460	2:19.827	25.867	14.766		10:10:01.342
9		59.861 P	13.455	24.514	21.892		10:11:06.219	9		51.637	13.286	24.139	14.212		10:10:52.979
10		5:10.683	4:27.597	27.667	15.419		10:16:16.902	10		1:12.623 P	15.496	31.824	25.303		10:12:05.602
11		52.852	13.534	24.718	14.600		10:17:09.754	11		4:04.537	3:22.047	27.080	15.410		10:16:10.139
12		52.707	13.318	24.918	14.471		10:18:02.461	12		51.546	13.141	24.021	14.384		10:17:01.685
13		51.908	13.308	24.208	14.392		10:18:54.369	13		52.093	13.716	24.158	14.219		10:17:53.778
14		52.968	14.001	24.517	14.450		10:19:47.337	14		51.530	13.335	23.918	14.277		10:18:45.308
15		52.082	13.321	24.285	14.476		10:20:39.419	15		51.517	13.286	23.949	14.282		10:19:36.825
16		55.720 P	13.294	24.463	17.963		10:21:35.139	16		51.505	13.238	24.042	14.225		10:20:28.330
17		2:48.291	2:08.009	25.858	14.424		10:24:23.430	17		56.053 P	13.313	24.417	18.323		10:21:24.383
18		52.823	13.192	24.026	15.605		10:25:16.253	18		3:16.212	2:35.058	26.489	14.665		10:24:40.595
19		52.527	13.593	24.513	14.421		10:26:08.780	19		51.023	13.154	23.812	14.057		10:25:31.618
20		51.907	13.270	24.244	14.393		10:27:00.687	20		51.540	13.211	24.042	14.287		10:26:23.158
21		52.026	13.287	24.363	14.376		10:27:52.713	21		51.731	13.300	24.005	14.426		10:27:14.889
22		51.828	13.197	24.256	14.375		10:28:44.541	22		1:02.315	16.729	28.262	17.324		10:28:17.204
23		51.509	13.152	24.031	14.326		10:29:36.050	23		58.737	15.688	27.860	15.189		10:29:15.941
24		52.949	13.158	24.032	15.759		10:30:28.999	24		51.075	13.116	23.899	14.060		10:30:07.016
25		1:15.271	14.296	31.964	29.011		10:31:44.270	25		1:07.427	13.851	32.645	20.931		10:31:14.443
26		1:37.749 P	46.667	27.327	23.755		10:33:22.019	26		1:34.942 P	39.913	31.240	23.789		10:32:49.385

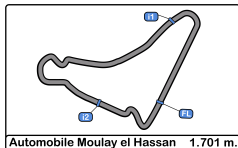
155

Qinghua Ma

Lynk & Co 03 FL TCR

CYAN RACING LYNK & CO

Lap	D	Time	Sector 1	Sector 2	Sector 3	T. Spd	Elapsed
1		10:03:19.006	10:02:31.265	30.846	16.895		10:03:19.006
2		1:00.171 P	14.492	26.611	19.068		10:04:19.177
3		2:55.891	2:15.119	26.069	14.703		10:07:15.068
4		54.100	13.784	25.041	15.275		10:08:09.168
5		53.597	13.645	24.540	15.412		10:09:02.765
6		52.702	13.797	24.324	14.581		10:09:55.467
7		54.756	14.587	25.465	14.704		10:10:50.223
8		1:11.662 P	16.281	31.799	23.582		10:12:01.885
9		4:14.514	3:29.838	29.041	15.635		10:16:16.399
10		52.914	13.649	24.494	14.771		10:17:09.313
11		54.585	13.222	26.896	14.467		10:18:03.898
12		51.852	13.260	23.775	14.817		10:18:55.750
13		59.954	14.067	31.539	14.348		10:19:55.704
14		52.525	13.330	24.704	14.491		10:20:48.229
15		55.227 P	13.234	24.314	17.679		10:21:43.456
16		4:18.351	3:36.751	26.687	14.913		10:26:01.807
17		52.362	13.203	23.813	15.346		10:26:54.169
18		56.007	13.975	25.243	16.789		10:27:50.176
19		51.763	13.147	23.857	14.759		10:28:41.939
20		51.979	13.557	24.108	14.314		10:29:33.918
21		51.859	13.145	23.640	15.074		10:30:25.777
22		1:16.925	15.357	33.321	28.247		10:31:42.702
23		1:33.551 P	41.370	27.456	24.725		10:33:16.253



Automobile Moulay El Hassan
Kumho FIA TCR World Tour
Free Practice - 1
Lap Analysis



168

Yann Ehrlacher

Lynk & Co 03 FL TCR

196

Mikel Azcona Troyas

Hyundai Elantra N TCR

CYAN RACING LYNK & CO

BRC HYUNDAI N SQUADRA

Lap D	Time	Sector 1	Sector 2	Sector 3	T. Spd	Elapsed	Lap D	Time	Sector 1	Sector 2	Sector 3	T. Spd	Elapsed
1	10:02:05.443	10:01:22.181	28.098	15.164		10:02:05.443	1	10:01:25.711	10:00:39.453	29.136	17.122		10:01:25.711
2	58.478 P	14.029	25.662	18.787		10:03:03.921	2	56.071	14.573	25.758	15.740		10:02:21.782
3	3:01.823	2:22.194	25.179	14.450		10:06:05.744	3	55.420	13.990	26.445	14.985		10:03:17.202
4	56.358	13.363	24.182	18.813		10:07:02.102	4	53.059	13.674	24.844	14.541		10:04:10.261
5	54.605	13.542	24.103	16.960		10:07:56.707	5	54.960	13.639	26.047	15.274		10:05:05.221
6	54.870	13.508	26.966	14.396		10:08:51.577	6	53.431	13.840	25.083	14.508		10:05:58.652
7	54.055	13.532	23.868	16.655		10:09:45.632	7	53.215	13.513	24.840	14.862		10:06:51.867
8	3:49.068 P	3:02.588	28.304	18.176		10:13:34.700	8	55.999 P	13.525	24.579	17.895		10:07:47.866
9	4:00.412	3:20.868	25.155	14.389		10:17:35.112	9	3:08.004	2:20.867	29.825	17.312		10:10:55.870
10	52.147	13.423	23.673	15.051		10:18:27.259	10	1:13.954 P	14.554	32.789	26.611		10:12:09.824
11	55.548	13.682	27.758	14.108		10:19:22.807	11	4:11.484	3:27.654	26.961	16.869		10:16:21.308
12	52.200	13.223	24.245	14.732		10:20:15.007	12	52.374	13.364	24.058	14.952		10:17:13.682
13	54.117	13.211	23.355	17.551		10:21:09.124	13	51.723	13.123	24.271	14.329		10:18:05.405
14	52.294	13.386	24.185	14.723		10:22:01.418	14	51.637	13.314	24.042	14.281		10:18:57.042
15	1:00.964 P	14.430	24.602	21.932		10:23:02.382	15	54.877 P	13.228	24.249	17.400		10:19:51.919
16	3:54.643	3:16.302	24.174	14.167		10:26:57.025	16	4:54.380	4:15.448	24.276	14.656		10:24:46.299
17	51.701	13.134	23.298	15.269		10:27:48.726	17	51.232	13.103	24.104	14.025		10:25:37.531
18	51.993	13.378	24.536	14.079		10:28:40.719	18	51.191	13.221	23.955	14.015		10:26:28.722
19	54.358	14.854	25.631	13.873		10:29:35.077	19	51.548	13.342	24.153	14.053		10:27:20.270
20	55.535	13.076	23.417	19.042		10:30:30.612	20	51.474	13.284	24.138	14.052		10:28:11.744
21	1:22.070	16.358	30.703	35.009		10:31:52.682	21	51.637	13.346	23.938	14.353		10:29:03.381
22	1:53.063 P	1:02.336	29.858	20.869		10:33:45.745	22	51.199	13.222	23.898	14.079		10:29:54.580
23							23	51.680	13.253	24.234	14.193		10:30:46.260
24							24	1:26.087	16.477	32.461	37.149		10:32:12.347
25							25	2:39.733 P	1:56.239	25.075	18.419		10:34:52.080

186

Esteban Guerrieri

Honda Civic Type R FL5 TCR

199

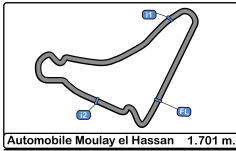
Marco Butti

Honda Civic Type R FL5 TCR

GOAT RACING

GOAT RACING

Lap D	Time	Sector 1	Sector 2	Sector 3	T. Spd	Elapsed	Lap D	Time	Sector 1	Sector 2	Sector 3	T. Spd	Elapsed
1	10:06:32.631	10:05:40.963	32.430	19.238		10:06:32.631	1	10:01:39.103	10:00:51.449	31.674	15.980		10:01:39.103
2	1:04.348 P	14.697	27.823	21.828		10:07:36.979	2	56.906	14.558	26.944	15.404		10:02:36.009
3	8:38.150	7:55.411	27.551	15.188		10:16:15.129	3	1:01.012 P	15.389	26.798	18.825		10:03:37.021
4	53.591	13.643	25.190	14.758		10:17:08.720	4	2:53.937	2:08.371	29.311	16.255		10:06:30.958
5	52.611	13.410	24.732	14.469		10:18:01.331	5	55.045	14.685	25.560	14.800		10:07:26.003
6	51.824	13.322	24.244	14.258		10:18:53.155	6	53.546	13.729	25.298	14.519		10:08:19.549
7	51.936	13.247	24.343	14.346		10:19:45.091	7	54.013	13.925	25.236	14.852		10:09:13.562
8	51.718	13.169	24.288	14.261		10:20:36.809	8	54.364	14.536	25.077	14.751		10:10:07.926
9	51.619	13.213	24.182	14.224		10:21:28.428	9	1:01.227 P	13.727	24.438	23.062		10:11:09.153
10	51.536	13.241	24.172	14.123		10:22:19.964	10	6:11.186	5:26.724	29.639	14.823		10:17:20.339
11	51.360	13.208	24.051	14.101		10:23:11.324	11	51.839	13.415	24.161	14.263		10:18:12.178
12	57.478 P	13.232	24.022	20.224		10:24:08.802	12	1:00.995	13.742	30.431	16.822		10:19:13.173
13	3:47.257	3:03.859	28.730	14.668		10:27:56.059	13	55.513	13.349	24.074	18.090		10:20:08.686
14	51.365	13.088	24.014	14.263		10:28:47.424	14	51.949	13.296	24.363	14.290		10:21:00.635
15	51.305	13.193	24.038	14.074		10:29:38.729	15	51.863	13.357	24.217	14.289		10:21:52.498
16	54.337	13.265	23.974	17.098		10:30:33.066	16	1:01.131 P	13.566	28.123	19.442		10:22:53.629
17	1:27.645	16.381	30.828	40.436		10:32:00.711	17	5:24.305	4:42.741	26.965	14.599		10:28:17.934
18	1:50.831 P	55.383	31.741	23.707		10:33:51.542	18	51.774	13.173	24.477	14.124		10:29:09.708
							19	51.632	13.314	23.973	14.345		10:30:01.340
							20	55.558	13.145	24.122	18.291		10:30:56.898
							21	1:33.685 P	36.393	34.701	22.591		10:32:30.583



Automobile Moulay El Hassan

Kumho FIA TCR World Tour

Free Practice - 1

Lap Analysis



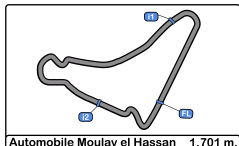
212

Sami Taoufik

Audi RS 3 LMS TCR

VOLCANO MOTORSPORT

Lap	D	Time	Sector 1	Sector 2	Sector 3	T. Spd	Elapsed
1		10:02:10.632	10:01:20.075	33.165	17.392		10:02:10.632
2		57.573	14.681	27.136	15.756		10:03:08.205
3		57.086	14.267	26.647	16.172		10:04:05.291
4		53.237	13.694	24.845	14.698		10:04:58.528
5		53.035	13.853	24.474	14.708		10:05:51.563
6		52.704	13.597	24.341	14.766		10:06:44.267
7		51.661	13.320	24.025	14.316		10:07:35.928
8		53.272	13.537	25.258	14.477		10:08:29.200
9		52.275	13.371	24.413	14.491		10:09:21.475
10		59.366 P	13.388	26.958	19.020		10:10:20.841
11		6:05.013	5:22.263	27.413	15.337		10:16:25.854
12		53.235	13.232	25.348	14.655		10:17:19.089
13		51.364	13.141	23.867	14.356		10:18:10.453
14		1:01.316	13.793	31.377	16.146		10:19:11.769
15		1:04.008 P	13.203	24.665	26.140		10:20:15.777
16		2:50.259	2:07.828	27.991	14.440		10:23:06.036
17		51.033	13.123	23.654	14.256		10:23:57.069
18		51.261	13.269	23.746	14.246		10:24:48.330
19		51.090	13.114	23.824	14.152		10:25:39.420
20		51.558	13.055	23.775	14.728		10:26:30.978
21		1:05.011 P	13.892	31.799	19.320		10:27:35.989
22		2:39.271	1:56.307	28.204	14.760		10:30:15.260
23		1:05.502	13.916	27.975	23.611		10:31:20.762
24		1:31.333 P	37.346	29.350	24.637		10:32:52.095



Automobile Moulay El Hassan

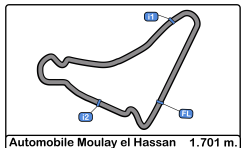
Kumho FIA TCR World Tour

Free Practice - 1

Best Sectors Results



Sector - 1			Sector - 2			Sector - 3			Ideal Lap vs Best Lap						
Clas	Nº	Driver	Time	Nº	Driver	Time	Nº	Driver	Time	Clas	Nº	Driver	Ideal Lap	Best Lap	Clas
1	11	URRUTIA	13.037	168	EHLACHER	23.298	168	EHLACHER	13.873	1	168	Yann Ehrlacher	50.247	51.701	12
2	21	TAOUFIK	13.055	111	BJÖRK	23.486	112	URRUTIA	13.994	2	111	Theo Bang-Melchior	50.667	51.475	8
3	30	PIGUET	13.061	105	MICHELISZ	23.497	196	AZCONA	14.015	3	105	Norbert Michelisz	50.737	50.802	1
4	16	EHLACHER	13.076	155	MA	23.640	111	BJÖRK	14.053	4	112	Santiago Urrutia	50.786	51.785	14
5	18	GUERRIERI	13.088	212	TAOUFIK	23.654	129	GIROLAMI	14.057	5	212	Sami Taoufik	50.861	51.033	3
6	19	AZCONA	13.103	112	URRUTIA	23.755	186	GUERRIERI	14.074	6	129	Nestor Adrian	50.985	51.023	2
7	12	GIROLAMI	13.116	129	GIROLAMI	23.812	105	MICHELISZ	14.108	7	196	Mikel Azcona Troyas	51.016	51.191	4
8	11	BJÖRK	13.128	62	BORKOVIC	23.861	199	BUTTI	14.124	8	155	Qinghua Ma	51.099	51.763	13
9	10	MICHELISZ	13.132	30	PIGUET	23.885	212	TAOUFIK	14.152	9	186	Esteban Guerrieri	51.136	51.305	5
10	15	MA	13.145	196	AZCONA	23.898	125	BENNANI	14.189	10	30	Julien Piguët M	51.192	51.656	11
11	19	BUTTI	13.145	125	BENNANI	23.959	30	PIGUET	14.246	11	199	Marco Butti	51.242	51.632	10
12	12	FILIPPI	13.152	199	BUTTI	23.973	62	BORKOVIC	14.269	12	62	Dusan Borkovic	51.289	51.388	6
13	62	BORKOVIC	13.159	186	GUERRIERI	23.974	155	MA	14.314	13	125	Medhi Bennani	51.398	51.404	7
14	12	BENNANI	13.250	127	FILIPPI	24.026	127	FILIPPI	14.326	14	127	John Filippi	51.504	51.509	9
15	41	FERNANDEZ	13.622	41	FERNANDEZ	25.535	41	FERNANDEZ	14.893	15	41	Victor Fernandez	54.050	55.113	15



Automobile Moulay El Hassan

Kumho FIA TCR World Tour

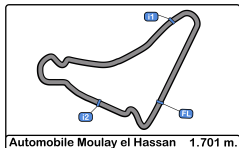
Free Practice - 1

Best 5 Lap Times



Automobile Moulay el Hassan 1.701 m.

Cls	N°	Driver	Nat	Cat	Cls	Team	Nat	Vehicle	Best 1		Best 2		Best 3		Best 4		Best 5	
									Time	Lap	Time	Lap	Time	Lap	Time	Lap	Time	Lap
1	105	Norbert Michelisz	HUN			BRC HYUNDAI N SQUADRA CORSE	ITA	Hyundai Elantra N	50,802	22	50,962	20	51,125	18	51,227	19	51,377	14
2	129	Nestor Adrian Girolami	ARG			BRC HYUNDAI N SQUADRA CORSE	ITA	Hyundai Elantra N	51,023	19	51,075	24	51,505	16	51,517	15	51,530	14
3	212	Sami Taoufik	MAR			VOLCANO	ESP	Audi RS 3 LMS TCR	51,033	17	51,090	19	51,261	18	51,364	13	51,558	20
4	196	Mikel Azcona Troyas	ESP			BRC HYUNDAI N SQUADRA CORSE	ITA	Hyundai Elantra N	51,191	18	51,199	22	51,232	17	51,474	20	51,548	19
5	186	Esteban Guerrieri	ARG			GOAT RACING	ESP	Honda Civic Type R FL5 TCR	51,305	15	51,360	11	51,365	14	51,536	10	51,619	9
6	62	Dusan Borkovic	SRB			GOAT RACING	ESP	Honda Civic Type R FL5 TCR	51,388	13	51,434	11	51,488	16	51,504	10	51,572	22
7	125	Medhi Bennani	MAR			TEDDY CLAIRET	FRA	Cupra Leon VZ TCR	51,404	23	51,467	20	51,506	21	51,698	14	51,807	12
8	111	Theo Bang-Melchior Björk	SWE			CYAN RACING LYNK & CO	SWE	Lynk & Co 03 FL TCR	51,475	14	51,761	13	52,085	19	52,530	15	52,611	21
9	127	John Filippi	FRA			VOLCANO	ESP	Audi RS 3 LMS TCR	51,509	23	51,828	22	51,907	20	51,908	13	52,026	21
10	199	Marco Butti	ITA			GOAT RACING	ESP	Honda Civic Type R FL5 TCR	51,632	19	51,774	18	51,839	11	51,863	15	51,949	14
11	30	Julien Piguet M	FRA			TEDDY CLAIRET	FRA	Audi RS 3 LMS TCR	51,656	23	51,827	21	51,859	24	51,862	22	51,935	19
12	168	Yann Ehrlacher	FRA			CYAN RACING LYNK & CO	SWE	Lynk & Co 03 FL TCR	51,701	17	51,993	18	52,147	10	52,200	12	52,294	14
13	155	Qinghua Ma	CHN			CYAN RACING LYNK & CO	SWE	Lynk & Co 03 FL TCR	51,763	19	51,852	12	51,859	21	51,979	20	52,362	17
14	112	Santiago Urrutia	URY			CYAN RACING LYNK & CO	SWE	Lynk & Co 03 FL TCR	51,785	15	52,672	13	52,862	9	52,876	11	53,263	18
15	41	Victor Fernandez	ESP			GOAT RACING	ESP	Honda Civic Type R FL5 TCR	55,113	8	55,257	11	55,612	12	55,859	7	57,017	6



Automobile Moulay El Hassan

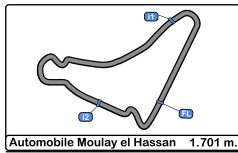
Kumho FIA TCR World Tour

Free Practice - 1

Fastest Laps Sequence



Lap	Time of Day	Session Time	Nº Driver	Nat	Cat	Team	Nat	Vehicle	Time	Km/h
2	10:02:15.334	2:15.334	105 Norbert Michelisz	HUN		BRC HYUNDAI N SQUADRA CORSE	ITA	Hyundai Elantra N TCR	54,424	112.5
4	10:04:04.490	4:04.490	105 Norbert Michelisz	HUN		BRC HYUNDAI N SQUADRA CORSE	ITA	Hyundai Elantra N TCR	54,185	113.0
4	10:04:10.261	4:10.261	196 Mikel Azcona Troyas	ESP		BRC HYUNDAI N SQUADRA CORSE	ITA	Hyundai Elantra N TCR	53,059	115.4
6	10:05:50.372	5:50.372	105 Norbert Michelisz	HUN		BRC HYUNDAI N SQUADRA CORSE	ITA	Hyundai Elantra N TCR	52,735	116.1
6	10:06:01.680	6:01.680	129 Nestor Adrian Girolami	ARG		BRC HYUNDAI N SQUADRA CORSE	ITA	Hyundai Elantra N TCR	52,284	117.1
8	10:07:35.255	7:35.255	105 Norbert Michelisz	HUN		BRC HYUNDAI N SQUADRA CORSE	ITA	Hyundai Elantra N TCR	52,192	117.3
7	10:07:35.928	7:35.928	212 Sami Taoufik	MAR		VOLCANO MOTORSPORT	ESP	Audi RS 3 LMS TCR	51,661	118.5
12	10:17:01.685	17:01.685	129 Nestor Adrian Girolami	ARG		BRC HYUNDAI N SQUADRA CORSE	ITA	Hyundai Elantra N TCR	51,546	118.7
10	10:18:06.484	18:06.484	62 Dusan Borkovic	SRB		GOAT RACING	ESP	Honda Civic Type R FL5 TCR	51,504	118.8
13	10:18:10.453	18:10.453	212 Sami Taoufik	MAR		VOLCANO MOTORSPORT	ESP	Audi RS 3 LMS TCR	51,364	119.2
11	10:23:11.324	23:11.324	186 Esteban Guerrieri	ARG		GOAT RACING	ESP	Honda Civic Type R FL5 TCR	51,360	119.2
17	10:23:57.069	23:57.069	212 Sami Taoufik	MAR		VOLCANO MOTORSPORT	ESP	Audi RS 3 LMS TCR	51,033	119.9
19	10:25:31.618	25:31.618	129 Nestor Adrian Girolami	ARG		BRC HYUNDAI N SQUADRA CORSE	ITA	Hyundai Elantra N TCR	51,023	120.0
20	10:29:07.291	29:07.291	105 Norbert Michelisz	HUN		BRC HYUNDAI N SQUADRA CORSE	ITA	Hyundai Elantra N TCR	50,962	120.1
22	10:30:50.905	30:50.905	105 Norbert Michelisz	HUN		BRC HYUNDAI N SQUADRA CORSE	ITA	Hyundai Elantra N TCR	50,802	120.5



Automobile Moulay El Hassan
Kumho FIA TCR World Tour
Free Practice - 1
Pit Stop Analysis



30 Julien Piguët M Audi RS 3 LMS TCR

TEDDY CLAIRET

N°	In Day Time	In Time	Out Time	Pit Time	T. Pit Time	Handicap	Diff.
1	10:11:15.771	10:11:15.771	10:15:39.793	4:24.022	4:24.022		
2	10:20:11.275	10:20:11.275	10:22:39.241	2:27.966	6:51.988		

41 Victor Fernandez Honda Civic Type R FL5 TCR

GOAT RACING

N°	In Day Time	In Time	Out Time	Pit Time	T. Pit Time	Handicap	Diff.
1	10:03:58.099	10:03:58.099	10:05:32.085	1:33.986	1:33.986		
2	10:11:26.145	10:11:26.145	10:15:43.026	4:16.881	5:50.867		
3	10:19:21.701	10:19:21.701	10:22:26.116	3:04.415	8:55.282		

62 Dusan Borkovic Honda Civic Type R FL5 TCR

GOAT RACING

N°	In Day Time	In Time	Out Time	Pit Time	T. Pit Time	Handicap	Diff.
1	10:05:50.198	10:05:50.198	10:08:54.423	3:04.225	3:04.225		
2	10:11:57.447	10:11:57.447	10:15:31.948	3:34.501	6:38.726		

105 Norbert Michelisz Hyundai Elantra N TCR

BRC HYUNDAI N SQUADRA CORSE

N°	In Day Time	In Time	Out Time	Pit Time	T. Pit Time	Handicap	Diff.
1	10:08:37.204	10:08:37.204	10:15:16.077	6:38.873	6:38.873		
2	10:20:30.382	10:20:30.382	10:24:50.933	4:20.551	10:59.424		

111 Thed Bang-Melchior Björk Lynk & Co 03 FL TCR

CYAN RACING LYNK & CO

N°	In Day Time	In Time	Out Time	Pit Time	T. Pit Time	Handicap	Diff.
1	10:02:37.291	10:02:37.291	10:04:22.233	1:44.942	1:44.942		
2	10:11:48.169	10:11:48.169	10:17:38.701	5:50.532	7:35.474		
3	10:23:51.668	10:23:51.668	10:25:31.159	1:39.491	9:14.965		

112 Santiago Urrutia Lynk & Co 03 FL TCR

CYAN RACING LYNK & CO

N°	In Day Time	In Time	Out Time	Pit Time	T. Pit Time	Handicap	Diff.
1	10:03:07.905	10:03:07.905	10:04:57.901	1:49.996	1:49.996		
2	10:09:41.190	10:09:41.190	10:15:18.686	5:37.496	7:27.492		
3	10:23:32.155	10:23:32.155	10:25:39.989	2:07.834	9:35.326		

125 Medhi Bennani Cupra Leon VZ TCR

TEDDY CLAIRET

N°	In Day Time	In Time	Out Time	Pit Time	T. Pit Time	Handicap	Diff.
1	10:09:14.663	10:09:14.663	10:17:16.198	8:01.535	8:01.535		

127 John Filippi Audi RS 3 LMS TCR

VOLCANO MOTORSPORT

N°	In Day Time	In Time	Out Time	Pit Time	T. Pit Time	Handicap	Diff.
1	10:03:50.532	10:03:50.532	10:05:33.228	1:42.696	1:42.696		
2	10:11:04.413	10:11:04.413	10:15:24.016	4:19.603	6:02.299		
3	10:21:33.831	10:21:33.831	10:23:34.088	2:00.257	8:02.556		

129 Nestor Adrian Girolami Hyundai Elantra N TCR

BRC HYUNDAI N SQUADRA CORSE

N°	In Day Time	In Time	Out Time	Pit Time	T. Pit Time	Handicap	Diff.
1	10:06:59.106	10:06:59.106	10:09:11.540	2:12.434	2:12.434		
2	10:12:03.728	10:12:03.728	10:15:17.611	3:13.883	5:26.317		
3	10:21:22.886	10:21:22.886	10:23:49.798	2:26.912	7:53.229		

155 Qinghua Ma Lynk & Co 03 FL TCR

CYAN RACING LYNK & CO

N°	In Day Time	In Time	Out Time	Pit Time	T. Pit Time	Handicap	Diff.
1	10:04:17.675	10:04:17.675	10:06:25.770	2:08.095	2:08.095		
2	10:11:59.951	10:11:59.951	10:15:21.212	3:21.261	5:29.356		
3	10:21:42.064	10:21:42.064	10:25:11.416	3:29.352	8:58.708		

168 Yann Ehrlacher Lynk & Co 03 FL TCR

CYAN RACING LYNK & CO

N°	In Day Time	In Time	Out Time	Pit Time	T. Pit Time	Handicap	Diff.
1	10:03:02.647	10:03:02.647	10:05:17.831	2:15.184	2:15.184		
2	10:13:33.438	10:13:33.438	10:16:47.986	3:14.548	5:29.732		
3	10:23:01.121	10:23:01.121	10:26:10.857	3:09.736	8:39.468		

186 Esteban Guerrieri Honda Civic Type R FL5 TCR

GOAT RACING

N°	In Day Time	In Time	Out Time	Pit Time	T. Pit Time	Handicap	Diff.
1	10:07:35.036	10:07:35.036	10:15:22.890	7:47.854	7:47.854		
2	10:24:06.876	10:24:06.876	10:27:03.949	2:57.073	10:44.927		

196 Mikel Azcona Troyas Hyundai Elantra N TCR

BRC HYUNDAI N SQUADRA CORSE

N°	In Day Time	In Time	Out Time	Pit Time	T. Pit Time	Handicap	Diff.
1	10:07:46.532	10:07:46.532	10:09:59.861	2:13.329	2:13.329		
2	10:12:07.712	10:12:07.712	10:15:27.155	3:19.443	5:32.772		
3	10:19:50.669	10:19:50.669	10:23:59.169	4:08.500	9:41.272		

199 Marco Butti Honda Civic Type R FL5 TCR

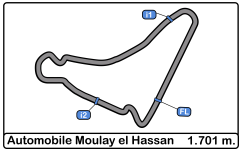
GOAT RACING

N°	In Day Time	In Time	Out Time	Pit Time	T. Pit Time	Handicap	Diff.
1	10:03:35.759	10:03:35.759	10:05:36.567	2:00.808	2:00.808		
2	10:11:07.057	10:11:07.057	10:16:26.500	5:19.443	7:20.251		
3	10:22:52.387	10:22:52.387	10:27:27.493	4:35.106	11:55.357		

212 Sami Taoufik Audi RS 3 LMS TCR

VOLCANO MOTORSPORT

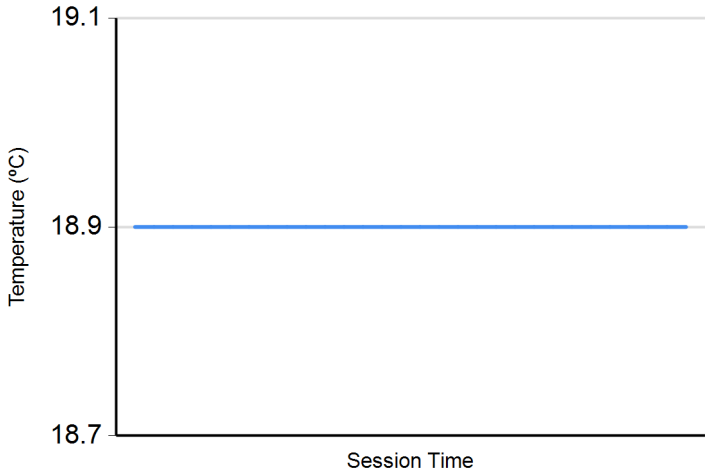
N°	In Day Time	In Time	Out Time	Pit Time	T. Pit Time	Handicap	Diff.
1	10:10:19.298	10:10:19.298	10:15:34.374	5:15.076	5:15.076		
2	10:20:14.124	10:20:14.124	10:22:14.240	2:00.116	7:15.192		
3	10:27:34.381	10:27:34.381	10:29:22.597	1:48.216	9:03.408		



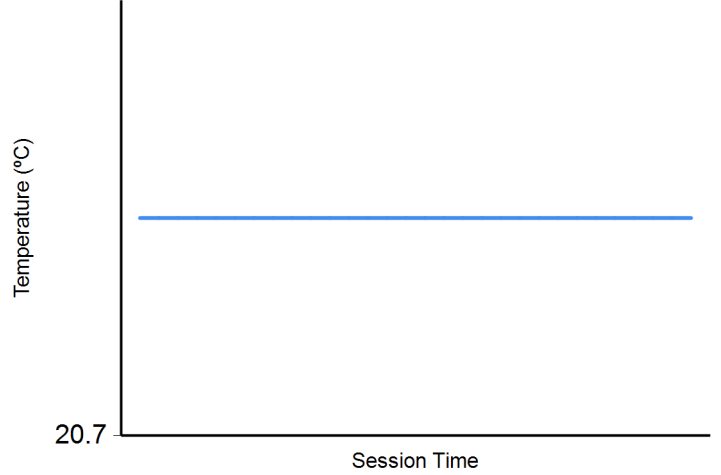
Automobile Moulay El Hassan
 Kumho FIA TCR World Tour
 Free Practice - 1
 Weather Report



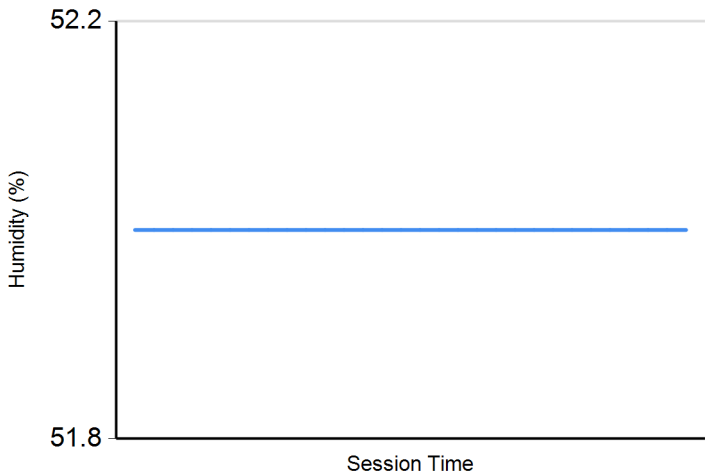
Air Temperature



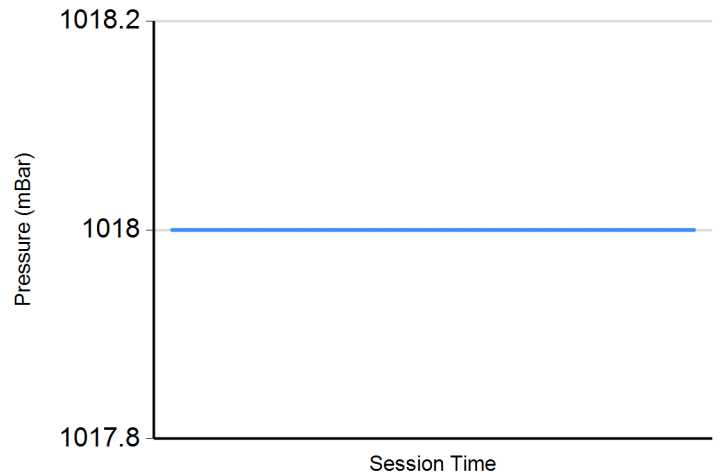
Track Temperature



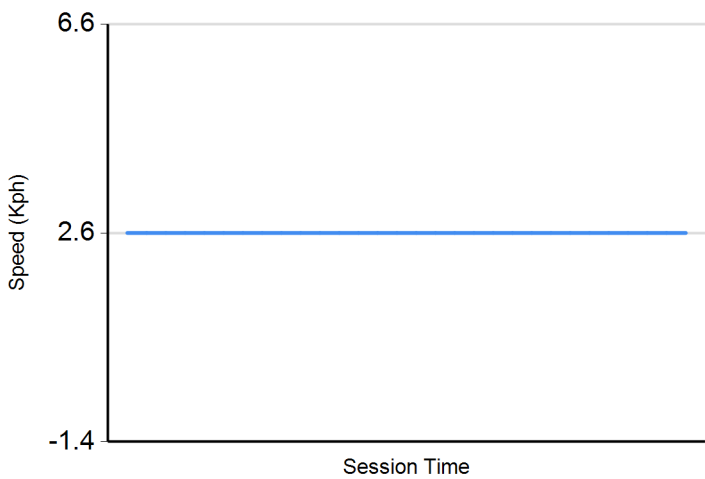
Humidity



Pressure



Wind Speed



Wind direction

