



EUROFORMULA OPEN

Round 8

Circuit Barcelona-Catalunya

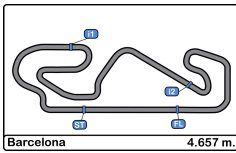
20th – 22th October 2023

Results booklet



Provided by Cronococa S.L.
www.cronococa.com





Circuit de Barcelona
Euroformula Open
Private test - 1
Provisional Results



Clas	Nº	Driver	Nat	Cat	Clas	Team	Nat	Vehicle	Laps	Best	Time	Gap	Interval	Km/h
1	19	Noel Leon	MEX			Team Motopark	DEU	Dallara F320 Spiess	33	31	1:32.130			181.9
2	73	Cian Shields	GBR			Team Motopark	DEU	Dallara F320 Spiess	31	21	1:32.425	0.295	0.295	181.3
3	5	Charlie Wurz	AUT			CryptoTower Racing Team	JPN	Dallara F320 Spiess	35	29	1:32.509	0.379	0.084	181.2
4	15	Enzo Trulli	ITA			CryptoTower Racing Team	JPN	Dallara F320 Spiess	14	13	1:32.562	0.432	0.053	181.1
5	26	Jakob Bergmeister	DEU	R	1	CryptoTower Racing Team	JPN	Dallara F320 Spiess	36	29	1:32.843	0.713	0.281	180.5
6	11	Levente Révész	HUN			Team Motopark	DEU	Dallara F320 Spiess	33	22	1:32.874	0.744	0.031	180.5
7	84	Francesco Simonazzi	ITA			BVM Racing	ITA	Dallara F320 Spiess	35	29	1:32.887	0.757	0.013	180.4
8	7	Vladimir Netusil	CZE	GC	1	Effective Racing	CZE	Dallara F320 HWA	28	28	1:33.695	1.565	0.808	178.9

Published at:.....

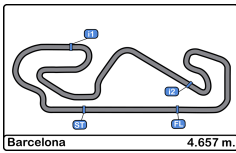
Track Temp: 16.8 °C Air Temp: 22.6 °C Humidity: 58 % Track Status: DRY

Race Director:

Timekeeper:

Luis Garcia
 JOB-1605-ESP/M





Circuit de Barcelona
Euroformula Open
Private test - 1
Provisional Results by Category



Rookie														
Clas	Nº	Driver	Nat	Cat	Clas	Team	Nat	Vehicle	Laps	Best	Time	Gap	Interval	Km/h
1	26	Jakob Bergmeister		R	1	CryptoTower Racing Team		Dallara F320 Spiess	36	29	1:32.843			180.5

GC														
Clas	Nº	Driver	Nat	Cat	Clas	Team	Nat	Vehicle	Laps	Best	Time	Gap	Interval	Km/h
1	7	Vladimir Netusil		GC	1	Effective Racing		Dallara F320 HWA	28	28	1:33.695			178.9

Clas	Nº	Driver	Nat	Cat	Clas	Team	Nat	Vehicle	Laps	Best	Time	Gap	Interval	Km/h
1	19	Noel Leon				Team Motopark		Dallara F320 Spiess	33	31	1:32.130			181.9
2	73	Cian Shields				Team Motopark		Dallara F320 Spiess	31	21	1:32.425	0.295	0.295	181.3
3	5	Charlie Wurz				CryptoTower Racing Team		Dallara F320 Spiess	35	29	1:32.509	0.379	0.084	181.2
4	15	Enzo Trulli				CryptoTower Racing Team		Dallara F320 Spiess	14	13	1:32.562	0.432	0.053	181.1
5	11	Levente Révész				Team Motopark		Dallara F320 Spiess	33	22	1:32.874	0.744	0.312	180.5
6	84	Francesco Simonazzi				BVM Racing		Dallara F320 Spiess	35	29	1:32.887	0.757	0.013	180.4

Published at:.....

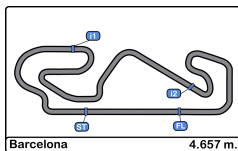
Track Temp: 16.8 °C Air Temp: 22.6 °C Humidity: 58 % Track Status: DRY

Race Director:

Timekeeper:

Luis Garcia
 JOB-1605-ESP/M





Circuit de Barcelona
Euroformula Open
Private test - 1
Lap Analysis

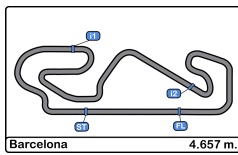


5 Charlie Wurz Dallara F320 Spiess **7** Vladimir Netusil Dallara F320 HWA

CryptoTower Racing Team GC Effective Racing

Lap	D	Time	Sector 1	Sector 2	Sector 3	T. Spd	Elapsed	Lap	D	Time	Sector 1	Sector 2	Sector 3	T. Spd	Elapsed
1		9:02:20.596 P	9:00:56.790	45.322	38.484	159.5	9:02:20.596	1		9:04:15.310	9:02:57.734	45.068	32.508	152.5	9:04:15.310
2		4:07.764	2:53.258	43.283	31.223	161.4	9:06:28.360	2		1:50.631 P	32.556	40.825	37.250	225.0	9:06:05.941
3		1:42.537	32.339	41.486	28.712	217.7	9:08:10.897	3		2:45.454	1:36.432	40.098	28.924	164.6	9:08:51.395
4		1:34.934	29.519	37.950	27.465	229.2	9:09:45.831	4		1:38.072	30.302	39.308	28.462	229.2	9:10:29.467
5		1:34.463	29.114	37.768	27.581	231.2	9:11:20.294	5		1:37.432	29.970	38.960	28.502	230.2	9:12:06.899
6		1:34.351	29.147	37.819	27.385	231.7	9:12:54.645	6		1:37.159	29.764	38.958	28.437	231.2	9:13:44.058
7		1:34.098	29.026	37.632	27.440	231.2	9:14:28.743	7		1:37.490	29.850	38.799	28.841	229.7	9:15:21.548
8		1:50.377	35.978	44.791	29.608	231.2	9:16:19.120	8		2:00.390 P	29.912	47.223	43.255	229.7	9:17:21.938
9		1:34.042	29.043	37.605	27.394	230.7	9:17:53.162	9		6:44.240	5:34.602	40.694	28.944	164.1	9:24:06.178
10		1:33.925	28.951	37.565	27.409	232.2	9:19:27.087	10		1:37.671	30.134	39.194	28.343	228.3	9:25:43.849
11		1:40.924 P	28.950	37.603	34.371	232.2	9:21:08.011	11		1:37.395	29.906	38.875	28.614	229.7	9:27:21.244
12		10:05.266	8:46.630	45.278	33.358	154.7	9:31:13.277	12		1:46.023 P	30.002	39.389	36.632	230.2	9:29:07.267
13		1:42.769	32.514	41.552	28.703	219.5	9:32:56.046	13		14:04.131	12:50.571	44.013	29.547	136.1	9:43:11.398
14		1:33.036	29.000	37.081	26.955	229.7	9:34:29.082	14		1:37.609	30.332	39.279	27.998	231.2	9:44:49.007
15		1:32.740	28.773	37.034	26.933	231.2	9:36:01.822	15		1:35.172	29.351	38.213	27.608	233.2	9:46:24.179
16		1:51.918	37.167	45.440	29.311	219.5	9:37:53.740	16		1:34.889	29.123	38.023	27.743	234.7	9:47:59.068
17		1:32.829	28.867	37.020	26.942	229.7	9:39:26.569	17		1:34.957	29.214	37.995	27.748	233.7	9:49:34.025
18		1:32.731	28.767	37.133	26.831	231.7	9:40:59.300	18		1:35.061	29.124	38.117	27.820	233.7	9:51:09.086
19		1:40.895 P	28.775	37.360	34.760	232.2	9:42:40.195	19		1:35.323	29.305	38.108	27.910	234.7	9:52:44.409
20		8:24.527	7:08.236	44.478	31.813	147.9	9:51:04.722	20		1:35.947	29.185	38.912	27.850	233.7	9:54:20.356
21		1:44.939	34.046	41.991	28.902	217.3	9:52:49.661	21		1:44.312 P	29.166	38.428	36.718	234.7	9:56:04.668
22		1:32.628	28.656	37.053	26.919	231.7	9:54:22.289	22		23:54.798	22:43.551	42.031	29.216	130.5	10:19:59.466
23		1:46.876	35.312	42.725	28.839	234.2	9:56:09.165	23		1:38.281	30.009	39.556	28.716	233.2	10:21:37.747
24		1:32.993	28.702	37.368	26.923	231.2	9:57:42.158	24		1:45.885 P	29.506	39.720	36.659	232.7	10:23:23.632
25		1:39.855 P	28.747	37.289	33.819	232.7	9:59:22.013	25		7:47.267	6:37.409	41.336	28.522	144.9	10:31:10.899
26		13:22.532	12:05.848	44.598	32.086	159.2	10:12:44.545	26		1:34.625	29.259	37.916	27.450	231.7	10:32:45.524
27		1:44.248	32.200	43.381	28.667	216.8	10:14:28.793	27		1:34.033	29.182	37.547	27.304	233.7	10:34:19.557
28		1:32.568	28.826	36.977	26.765	230.7	10:16:01.361	28		1:33.695	28.905	37.406	27.384	234.7	10:35:53.252
29		1:32.509	28.696	36.983	26.830	230.7	10:17:33.870	29			28.922			233.2	
30		1:40.312 P	28.704	37.091	34.517	232.2	10:19:14.182								
31		12:22.140	11:06.210	44.294	31.636	146.1	10:31:36.322								
32		1:41.836	32.610	40.721	28.505	212.5	10:33:18.158								
33		1:32.638	28.733	37.047	26.858	230.7	10:34:50.796								
34		1:32.798	28.762	37.278	26.758	232.2	10:36:23.594								
35		1:45.058 P	28.700	39.119	37.239	230.7	10:38:08.652								





Circuit de Barcelona

Euroformula Open

Private test - 1

Lap Analysis



11

Levente Révész

Dallara F320 Spiess 19

Noel Leon

Dallara F320 Spiess

Team Motopark

Team Motopark

Lap	D	Time	Sector 1	Sector 2	Sector 3	T. Spd	Elapsed	Lap	D	Time	Sector 1	Sector 2	Sector 3	T. Spd	Elapsed
1		9:03:46.396 P	9:02:14.617	44.234	47.545	147.3	9:03:46.396	1		9:02:29.529 P	9:01:07.058	43.495	38.976	151.0	9:02:29.529
2		6:13.001	5:01.765	41.625	29.611	151.4	9:09:59.397	2		3:44.150	2:35.504	40.297	28.349	164.3	9:06:13.679
3		1:37.847	30.982	39.004	27.861	222.2	9:11:37.244	3		1:35.563	29.822	38.044	27.697	228.8	9:07:49.242
4		1:34.408	29.204	37.855	27.349	230.7	9:13:11.652	4		1:35.406	29.189	38.711	27.506	230.2	9:09:24.648
5		1:34.113	29.121	37.743	27.249	231.7	9:14:45.765	5		1:34.536	29.154	37.849	27.533	231.2	9:10:59.184
6		1:41.216	32.474	40.899	27.843	232.7	9:16:26.981	6		1:34.333	29.060	37.807	27.466	231.2	9:12:33.517
7		1:34.236	29.082	37.712	27.442	232.2	9:18:01.217	7		2:03.930	37.087	52.092	34.751	231.2	9:14:37.447
8		1:46.600	33.113	45.777	27.710	232.7	9:19:47.817	8		1:34.089	29.096	37.583	27.410	230.7	9:16:11.536
9		1:34.053	29.000	37.603	27.450	232.2	9:21:21.870	9		1:34.609	29.143	37.919	27.547	230.7	9:17:46.145
10		1:51.257 P	29.090	41.973	40.194	233.2	9:23:13.127	10		1:46.405 P	29.049	37.815	39.541	231.2	9:19:32.550
11		9:03.904	7:51.388	42.412	30.104	159.7	9:32:17.031	11		8:26.171	7:13.493	43.000	29.678	109.5	9:27:58.721
12		1:43.143	32.052	41.390	29.701	219.5	9:34:00.174	12		1:39.279	31.920	40.003	27.356	211.7	9:29:38.000
13		1:33.828	29.105	37.550	27.173	230.2	9:35:34.002	13		1:33.404	29.063	37.280	27.061	230.7	9:31:11.404
14		1:33.621	29.070	37.377	27.174	231.7	9:37:07.623	14		1:32.912	28.864	37.107	26.941	230.2	9:32:44.316
15		1:40.349	32.522	40.294	27.533	231.2	9:38:47.972	15		1:33.050	28.832	37.088	27.130	230.7	9:34:17.366
16		1:33.689	29.125	37.387	27.177	230.2	9:40:21.661	16		1:51.135	28.873	42.506	39.756	231.2	9:36:08.501
17		1:44.906 P	29.904	38.015	36.987	230.7	9:42:06.567	17		1:44.208 P	29.055	37.228	37.925	229.7	9:37:52.709
18		9:09.288	7:55.085	44.305	29.898	156.9	9:51:15.855	18		10:40.519	9:27.974	43.417	29.128	133.6	9:48:33.228
19		1:38.428	30.363	39.158	28.907	225.4	9:52:54.283	19		1:42.759	30.671	45.049	27.039	224.5	9:50:15.987
20		1:33.145	28.809	37.301	27.035	231.2	9:54:27.428	20		1:32.437	28.752	36.838	26.847	230.7	9:51:48.424
21		1:33.155	28.895	37.408	26.852	232.7	9:56:00.583	21		1:32.535	28.691	36.880	26.964	231.2	9:53:20.959
22		1:32.874	28.828	37.121	26.925	231.7	9:57:33.457	22		1:41.008 P	28.793	36.978	35.237	231.7	9:55:01.967
23		1:46.171 P	28.751	40.657	36.763	231.7	9:59:19.628	23		12:37.548	11:27.283	41.359	28.906	150.8	10:07:39.515
24		10:38.741	9:27.051	41.837	29.853	155.6	10:09:58.369	24		1:36.884	30.273	39.521	27.090	224.0	10:09:16.399
25		1:37.620	30.880	39.167	27.573	221.7	10:11:35.989	25		1:35.507	28.750	39.507	27.250	230.7	10:10:51.906
26		1:33.030	28.900	37.179	26.951	230.7	10:13:09.019	26		1:32.491	28.679	36.979	26.833	230.7	10:12:24.397
27		1:37.434	28.803	37.297	31.334	231.2	10:14:46.453	27		1:32.538	28.676	36.969	26.893	230.7	10:13:56.935
28		1:54.045 P	28.928	43.664	41.453	230.2	10:16:40.498	28		1:54.395 P	29.571	43.922	40.902	230.7	10:15:51.330
29		15:02.642	13:48.902	43.017	30.723	161.1	10:31:43.140	29		16:02.121	14:51.226	41.401	29.494	154.5	10:31:53.451
30		1:41.289	31.805	41.094	28.390	221.7	10:33:24.429	30		1:36.761	30.555	38.992	27.214	217.7	10:33:30.212
31		1:33.413	28.942	37.368	27.103	229.7	10:34:57.842	31		1:32.130	28.532	36.781	26.817	230.7	10:35:02.342
32		1:33.088	28.821	37.308	26.959	231.2	10:36:30.930	32		1:42.157	29.635	42.570	29.952	232.2	10:36:44.499
33		1:49.179 P	28.838	40.610	39.731	230.2	10:38:20.109	33		1:49.110 P	28.688	43.997	36.425	230.7	10:38:33.609

15

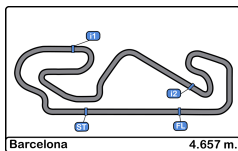
Enzo Trulli

Dallara F320 Spiess

CryptoTower Racing Team

Lap	D	Time	Sector 1	Sector 2	Sector 3	T. Spd	Elapsed
1		9:03:15.441 P	9:01:45.425	46.255	43.761	167.1	9:03:15.441
2		1:02:28.081 P	1:01:07.274	42.690	38.117	164.3	10:05:43.522
3		3:58.378	2:51.451	38.884	28.043	173.3	10:09:41.900
4		1:34.275	29.203	37.705	27.367	231.7	10:11:16.175
5		1:33.527	28.800	37.399	27.328	232.2	10:12:49.702
6		1:33.689	28.811	37.496	27.382	234.2	10:14:23.391
7		1:41.836 P	28.776	37.432	35.628	232.7	10:16:05.227
8		5:33.839	4:25.229	40.355	28.255	167.1	10:21:39.066
9		1:41.304	30.864	41.605	28.835	232.7	10:23:20.370
10		1:51.720 P	31.728	40.948	39.044	230.7	10:25:12.090
11		8:29.864	7:19.003	41.143	29.718	130.4	10:33:41.954
12		1:37.046	30.639	38.655	27.752	224.5	10:35:19.000
13		1:32.562	28.623	36.926	27.013	232.7	10:36:51.562
14		1:44.147 P	28.527	39.198	36.422	232.2	10:38:35.709





Circuit de Barcelona
Euroformula Open
Private test - 1
Lap Analysis



26

Jakob Bergmeister

Dallara F320 Spiess 73

Cian Shields

Dallara F320 Spiess

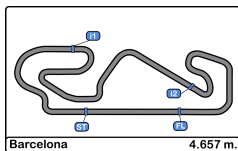
Rookie

CryptoTower Racing Team

Team Motopark

Lap	D	Time	Sector 1	Sector 2	Sector 3	T. Spd	Elapsed	Lap	D	Time	Sector 1	Sector 2	Sector 3	T. Spd	Elapsed
1		9:03:24.081 P	9:01:54.580	44.875	44.626	132.1	9:03:24.081	1		9:04:19.346 P	9:02:57.028	43.084	39.234	170.6	9:04:19.346
2		5:05.893	3:54.143	41.919	29.831	160.2	9:08:29.974	2		5:45.142	4:30.780	43.866	30.496	172.8	9:10:04.488
3		1:39.142	30.954	39.851	28.337	219.9	9:10:09.116	3		1:48.793	34.729	42.409	31.655	173.9	9:11:53.281
4		1:36.437	29.689	38.624	28.124	233.2	9:11:45.553	4		1:35.083	29.661	37.746	27.676	231.2	9:13:28.364
5		1:35.290	29.548	38.116	27.626	229.2	9:13:20.843	5		1:34.659	29.298	37.726	27.635	232.2	9:15:03.023
6		1:34.593	29.211	37.910	27.472	232.2	9:14:55.436	6		1:34.356	29.271	37.359	27.726	232.2	9:16:37.379
7		1:34.677	29.195	37.870	27.612	232.2	9:16:30.113	7		1:34.006	29.101	37.378	27.527	232.7	9:18:11.385
8		1:34.694	29.137	37.800	27.757	233.2	9:18:04.807	8		1:53.793	35.537	48.063	30.193	233.2	9:20:05.178
9		1:34.424	29.134	37.781	27.509	234.2	9:19:39.231	9		1:34.252	29.226	37.561	27.465	230.7	9:21:39.430
10		1:34.204	29.164	37.574	27.466	232.2	9:21:13.435	10		1:34.226	28.993	37.560	27.673	232.2	9:23:13.656
11		1:43.676 P	29.337	38.301	36.038	233.2	9:22:57.111	11		1:49.972 P	32.547	40.253	37.172	231.2	9:25:03.628
12		5:39.785	4:26.578	42.877	30.330	129.8	9:28:36.896	12		8:43.658	7:27.496	44.214	31.948	147.5	9:33:47.286
13		1:38.319	31.128	39.507	27.684	213.8	9:30:15.215	13		1:40.548	32.985	39.925	27.638	212.5	9:35:27.834
14		1:34.476	29.242	37.832	27.402	230.2	9:31:49.691	14		1:33.047	28.946	37.166	26.935	230.7	9:37:00.881
15		1:33.968	29.263	37.473	27.232	229.7	9:33:23.659	15		1:32.608	28.703	36.909	26.996	232.2	9:38:33.489
16		1:34.075	29.092	37.659	27.324	230.7	9:34:57.734	16		1:53.766	35.864	46.363	31.539	232.2	9:40:27.255
17		1:34.133	29.101	37.716	27.316	231.2	9:36:31.867	17		1:43.446 P	28.839	37.182	37.425	231.2	9:42:10.701
18		1:34.123	29.089	37.592	27.442	231.2	9:38:05.990	18		11:45.344	10:30.009	44.196	31.139	162.1	9:53:56.045
19		1:45.650 P	29.514	38.725	37.411	230.7	9:39:51.640	19		1:44.350	34.192	41.173	28.985	202.2	9:55:40.395
20		7:13.201 P	5:49.641	44.057	39.503	125.4	9:47:04.841	20		1:32.674	28.865	37.041	26.768	231.7	9:57:13.069
21		6:50.509	5:20.221	53.857	36.431	147.5	9:53:55.350	21		1:32.425	28.677	36.902	26.846	232.7	9:58:45.494
22		1:47.472	36.610	41.400	29.462	176.7	9:55:42.822	22		1:45.313 P	28.670	40.846	35.797	233.7	10:00:30.807
23		1:33.125	28.948	37.224	26.953	230.7	9:57:15.947	23		15:05.037	13:49.356	43.932	31.749	130.5	10:15:35.844
24		1:33.071	28.779	37.254	27.038	233.2	9:58:49.018	24		1:43.192	33.806	40.137	29.249	197.4	10:17:19.036
25		1:46.479 P	28.880	39.245	38.354	233.7	10:00:35.497	25		1:32.704	28.808	37.011	26.885	231.7	10:18:51.740
26		7:25.763	6:12.912	42.864	29.987	129.1	10:08:01.260	26		1:32.682	28.694	36.909	27.079	231.7	10:20:24.422
27		1:51.383 P	32.706	41.248	37.429	212.5	10:09:52.643	27		1:52.452 P	32.036	43.129	37.287	232.2	10:22:16.874
28		4:26.605	3:20.311	38.867	27.427	161.9	10:14:19.248	28		10:47.034	9:34.037	41.833	31.164	164.3	10:33:03.908
29		1:32.843	28.840	37.140	26.863	230.2	10:15:52.091	29		1:42.696	33.075	40.747	28.874	162.6	10:34:46.604
30		1:33.155	28.888	37.358	26.909	230.2	10:17:25.246	30		1:32.701	28.826	36.919	26.956	231.7	10:36:19.305
31		1:43.217 P	29.188	39.059	34.970	232.2	10:19:08.463	31		1:39.202 P	28.718	37.002	33.482	230.7	10:37:58.507
32		12:46.861	11:31.868	44.807	30.186	142.1	10:31:55.324								
33		1:37.152	30.587	38.933	27.632	222.6	10:33:32.476								
34		1:33.587	28.784	37.544	27.259	232.2	10:35:06.063								
35		1:33.092	28.844	37.323	26.925	231.7	10:36:39.155								
36		1:46.330 P	29.003	40.119	37.208	231.7	10:38:25.485								





Circuit de Barcelona
Euroformula Open
Private test - 1
Lap Analysis



84

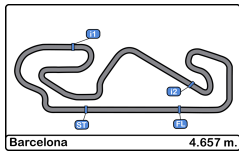
Francesco Simonazzi

Dallara F320 Spiess

BVM Racing

Lap	D	Time	Sector 1	Sector 2	Sector 3	T. Spd	Elapsed
1		9:06:14.414 P	9:04:48.237	44.788	41.389	126.9	9:06:14.414
2		2:11.630	1:00.027	41.863	29.740	165.3	9:08:26.044
3		1:41.273	31.806	40.829	28.638	191.8	9:10:07.317
4		1:39.109	29.934	40.676	28.499	233.7	9:11:46.426
5		1:36.141	29.385	38.729	28.027	233.2	9:13:22.567
6		1:51.547	33.240	48.896	29.411	234.2	9:15:14.114
7		1:34.864	29.250	37.814	27.800	231.2	9:16:48.978
8		1:34.167	28.922	37.687	27.558	233.2	9:18:23.145
9		1:43.505 P	28.862	38.139	36.504	233.7	9:20:06.650
10		9:03.783	7:50.302	43.636	29.845	144.3	9:29:10.433
11		1:35.861	30.123	38.182	27.556	228.8	9:30:46.294
12		1:34.025	28.877	37.515	27.633	232.2	9:32:20.319
13		1:34.043	28.875	37.569	27.599	233.2	9:33:54.362
14		1:40.594 P	28.890	37.742	33.962	233.2	9:35:34.956
15		9:53.857	8:40.380	44.058	29.419	142.4	9:45:28.813
16		1:34.864	29.762	37.808	27.294	229.7	9:47:03.677
17		1:33.317	28.809	37.331	27.177	232.2	9:48:36.994
18		1:33.858	28.864	37.509	27.485	233.7	9:50:10.852
19		1:33.410	28.798	37.398	27.214	232.2	9:51:44.262
20		1:46.016	33.654	43.425	28.937	232.2	9:53:30.278
21		1:40.356 P	28.832	37.372	34.152	230.7	9:55:10.634
22		8:43.764	7:38.140	38.093	27.531	156.0	10:03:54.398
23		1:34.298	28.973	37.750	27.575	231.2	10:05:28.696
24		1:33.870	28.956	37.488	27.426	231.7	10:07:02.566
25		1:40.583 P	28.866	37.471	34.246	232.7	10:08:43.149
26		8:01.297	6:45.748	45.470	30.079	115.3	10:16:44.446
27		1:37.078	30.287	38.818	27.973	228.8	10:18:21.524
28		1:33.264	28.829	37.312	27.123	232.2	10:19:54.788
29		1:32.887	28.701	37.152	27.034	232.2	10:21:27.675
30		1:33.015	28.729	37.198	27.088	232.7	10:23:00.690
31		1:53.582	35.740	48.771	29.071	192.1	10:24:54.272
32		1:41.313 P	28.890	37.887	34.536	229.2	10:26:35.585
33		8:55.328	7:40.456	44.718	30.154	119.3	10:35:30.913
34		1:35.086	29.849	38.019	27.218	228.8	10:37:05.999
35		2:01.316 P	35.974	44.573	40.769	230.7	10:39:07.315



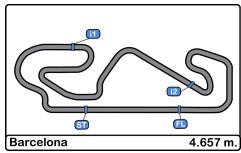


Circuit de Barcelona
Euroformula Open
Private test - 1
Best Sectors Results



Sector - 1				Sector - 2				Sector - 3				Ideal Lap vs Best Lap			
Clas	Nº	Driver	Time	Nº	Driver	Time	Nº	Driver	Time	Clas	Nº	Driver	Ideal Lap	Best Lap	Clas
1	15	Enzo Trulli	28.527	19	Noel Leon	36.781	5	Charlie Wurz	26.758	1	19	Noel Leon	1:32.130	1:32.130	1
2	19	Noel Leon	28.532	73	Cian Shields	36.902	73	Cian Shields	26.768	2	73	Cian Shields	1:32.340	1:32.425	2
3	5	Charlie Wurz	28.656	15	Enzo Trulli	36.926	19	Noel Leon	26.817	3	5	Charlie Wurz	1:32.391	1:32.509	3
4	73	Cian Shields	28.670	5	Charlie Wurz	36.977	11	Levente Révész	26.852	4	15	Enzo Trulli	1:32.466	1:32.562	4
5	84	Francesco Simonazzi	28.701	11	Levente Révész	37.121	26	Jakob Bergmeister	26.863	5	11	Levente Révész	1:32.724	1:32.874	6
6	11	Levente Révész	28.751	26	Jakob Bergmeister	37.140	15	Enzo Trulli	27.013	6	26	Jakob Bergmeister	1:32.782	1:32.843	5
7	26	Jakob Bergmeister	28.779	84	Francesco Simonazzi	37.152	84	Francesco Simonazzi	27.034	7	84	Francesco Simonazzi	1:32.887	1:32.887	7
8	7	Vladimir Netusil	28.905	7	Vladimir Netusil	37.406	7	Vladimir Netusil	27.304	8	7	Vladimir Netusil	1:33.615	1:33.695	8



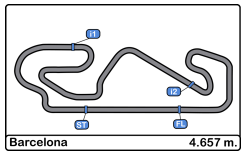


Circuit de Barcelona
Euroformula Open
Private test - 1
Best 5 Lap Times



Cls	Nº	Driver	Nat	Cat	Cls	Team	Nat	Vehicle	Best 1		Best 2		Best 3		Best 4		Best 5	
									Time	Lap	Time	Lap	Time	Lap	Time	Lap	Time	Lap
1	19	Noel Leon	MEX			Team Motopark	DEU	Dallara F320 Spiess	1:32.130	31	1:32.437	20	1:32.491	26	1:32.535	21	1:32.538	27
2	73	Cian Shields	GBR			Team Motopark	DEU	Dallara F320 Spiess	1:32.425	21	1:32.608	15	1:32.674	20	1:32.682	26	1:32.701	30
3	5	Charlie Wurz	AUT			CryptoTower Racing	JPN	Dallara F320 Spiess	1:32.509	29	1:32.568	28	1:32.628	22	1:32.638	33	1:32.731	18
4	15	Enzo Trulli	ITA			CryptoTower Racing	JPN	Dallara F320 Spiess	1:32.562	13	1:33.527	5	1:33.689	6	1:34.275	4	1:37.046	12
5	26	Jakob Bergmeister	DEU	R	1	CryptoTower Racing	JPN	Dallara F320 Spiess	1:32.843	29	1:33.071	24	1:33.092	35	1:33.125	23	1:33.155	30
6	11	Levente Révész	HUN			Team Motopark	DEU	Dallara F320 Spiess	1:32.874	22	1:33.030	26	1:33.088	32	1:33.145	20	1:33.155	21
7	84	Francesco Simonazzi	ITA			BVM Racing	ITA	Dallara F320 Spiess	1:32.887	29	1:33.015	30	1:33.264	28	1:33.317	17	1:33.410	19
8	7	Vladimir Netusil	CZE	GC	1	Effective Racing	CZE	Dallara F320 HWA	1:33.695	28	1:34.033	27	1:34.625	26	1:34.889	16	1:34.957	17



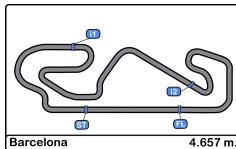


Circuit de Barcelona
Euroformula Open
Private test - 1
Best 5 Top Speeds



Clas	Nº	Driver	Nat	Cat	Cls	Team	Nat	Vehicle	Top 1		Top 2		Top 3		Top 4		Top 5		Avg
									Km/h	Lap	Km/h	Lap	Km/h	Lap	Km/h	Lap	Km/h	Lap	
1	7	Vladimir Netusil	CZE	GC	1	Effective Racing	CZE	Dallara F320 HWA	234.7	16	234.7	19	234.7	21	234.7	28	233.7	17	234.5
2	5	Charlie Wurz	AUT			CryptoTower Racing Team	ESP	Dallara F320 Spiess	234.2	23	232.7	25	232.2	10	232.2	11	232.2	19	232.7
3	15	Enzo Trulli	ITA			CryptoTower Racing Team	ESP	Dallara F320 Spiess	234.2	6	232.7	7	232.7	9	232.7	13	232.2	5	232.9
4	26	Jakob Bergmeister	DEU	R	1	CryptoTower Racing Team	ESP	Dallara F320 Spiess	234.2	9	233.7	25	233.2	4	233.2	8	233.2	11	233.5
5	84	Francesco Simonazzi	ITA			BVM Racing	ITA	Dallara F320 Spiess	234.2	6	233.7	4	233.7	9	233.7	18	233.2	5	233.7
6	73	Cian Shields	GBR			Team Motopark	DEU	Dallara F320 Spiess	233.7	22	233.2	8	232.7	7	232.7	21	232.2	5	232.9
7	11	Levente Révész	HUN			Team Motopark	DEU	Dallara F320 Spiess	233.2	10	232.7	6	232.7	8	232.7	21	232.2	7	232.7
8	19	Noel Leon	MEX			Team Motopark	DEU	Dallara F320 Spiess	232.2	32	231.7	22	231.2	5	231.2	6	231.2	7	231.5



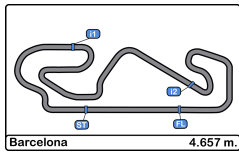


Circuit de Barcelona
Euroformula Open
Private test - 1
Fastest Laps Sequence



Lap	Time of Day	Session Time	Nº Driver	Nat	Cat	Team	Nat	Vehicle	Time	Km/h
2	9:06:05.941	6:05.941	7 Vladimir Netusil	CZE	GC	Effective Racing	CZE	Dallara F320 HWA	1:50.631	151.5
3	9:07:49.242	7:49.242	19 Noel Leon	MEX		Team Motopark	DEU	Dallara F320 Spiess	1:35.563	175.4
4	9:09:24.648	9:24.648	19 Noel Leon	MEX		Team Motopark	DEU	Dallara F320 Spiess	1:35.406	175.7
4	9:09:45.831	9:45.831	5 Charlie Wurz	AUT		CryptoTower Racing Team	JPN	Dallara F320 Spiess	1:34.934	176.5
5	9:10:59.184	10:59.184	19 Noel Leon	MEX		Team Motopark	DEU	Dallara F320 Spiess	1:34.536	177.3
5	9:11:20.294	11:20.294	5 Charlie Wurz	AUT		CryptoTower Racing Team	JPN	Dallara F320 Spiess	1:34.463	177.4
6	9:12:33.517	12:33.517	19 Noel Leon	MEX		Team Motopark	DEU	Dallara F320 Spiess	1:34.333	177.7
7	9:14:28.743	14:28.743	5 Charlie Wurz	AUT		CryptoTower Racing Team	JPN	Dallara F320 Spiess	1:34.098	178.1
8	9:16:11.536	16:11.536	19 Noel Leon	MEX		Team Motopark	DEU	Dallara F320 Spiess	1:34.089	178.1
9	9:17:53.162	17:53.162	5 Charlie Wurz	AUT		CryptoTower Racing Team	JPN	Dallara F320 Spiess	1:34.042	178.2
7	9:18:11.385	18:11.385	73 Cian Shields	GBR		Team Motopark	DEU	Dallara F320 Spiess	1:34.006	178.3
10	9:19:27.087	19:27.087	5 Charlie Wurz	AUT		CryptoTower Racing Team	JPN	Dallara F320 Spiess	1:33.925	178.4
13	9:31:11.404	31:11.404	19 Noel Leon	MEX		Team Motopark	DEU	Dallara F320 Spiess	1:33.404	179.4
14	9:32:44.316	32:44.316	19 Noel Leon	MEX		Team Motopark	DEU	Dallara F320 Spiess	1:32.912	180.4
15	9:36:01.822	36:01.822	5 Charlie Wurz	AUT		CryptoTower Racing Team	JPN	Dallara F320 Spiess	1:32.740	180.7
15	9:38:33.489	38:33.489	73 Cian Shields	GBR		Team Motopark	DEU	Dallara F320 Spiess	1:32.608	181.0
20	9:51:48.424	51:48.424	19 Noel Leon	MEX		Team Motopark	DEU	Dallara F320 Spiess	1:32.437	181.3
21	9:58:45.494	58:45.494	73 Cian Shields	GBR		Team Motopark	DEU	Dallara F320 Spiess	1:32.425	181.3
31	10:35:02.342	1:35:02.342	19 Noel Leon	MEX		Team Motopark	DEU	Dallara F320 Spiess	1:32.130	181.9



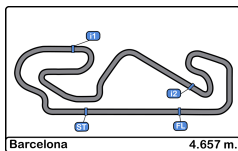


Circuit de Barcelona
Euroformula Open
Private test - 1
Event Best Maximum Speed



Nº	Driver	Nat	Cat	Clas	Team	Nat	Vehicle	Km/h	Session
7	Vladimir Netusil	CZE	GC	1	Effective Racing	CZE	Dallara F320 HWA	234.7	Private test - 1
84	Francesco Simonazzi	ITA			BVM Racing	ITA	Dallara F320 Spiess	234.2	Private test - 1
26	Jakob Bergmeister	DEU	R	1	CryptoTower Racing Team	JPN	Dallara F320 Spiess	234.2	Private test - 1
5	Charlie Wurz	AUT			CryptoTower Racing Team	JPN	Dallara F320 Spiess	234.2	Private test - 1
15	Enzo Trulli	ITA			CryptoTower Racing Team	JPN	Dallara F320 Spiess	234.2	Private test - 1
73	Cian Shields	GBR			Team Motopark	DEU	Dallara F320 Spiess	233.7	Private test - 1
11	Levente Révész	HUN			Team Motopark	DEU	Dallara F320 Spiess	233.2	Private test - 1
19	Noel Leon	MEX			Team Motopark	DEU	Dallara F320 Spiess	232.2	Private test - 1





Circuit de Barcelona
Euroformula Open
Private test - 1
Pit Stop Analysis



5 Charlie Wurz Dallara F320 Spiess

CryptoTower Racing Team

Nº	In Day Time	In Time	Out Time	Pit Time	T. Pit Time	Handicap	Diff.
1	9:02:15.720	9:02:15.720	9:04:37.851	2:22.131	2:22.131		
2	9:21:03.366	9:21:03.366	9:29:17.293	8:13.927	10:36.058		
3	9:42:35.339	9:42:35.339	9:49:10.099	6:34.760	17:10.818		
4	9:59:17.538	9:59:17.538	10:10:49.093	11:31.555	28:42.373		
5	10:19:09.789	10:19:09.789	10:29:43.084	10:33.295	39:15.668		

7 Vladimir Netusil Dallara F320 HWA

GC Effective Racing

Nº	In Day Time	In Time	Out Time	Pit Time	T. Pit Time	Handicap	Diff.
1	9:06:01.625	9:06:01.625	9:07:09.377	1:07.752	1:07.752		
2	9:17:17.037	9:17:17.037	9:22:23.233	5:06.196	6:13.948		
3	9:29:03.072	9:29:03.072	9:41:19.972	12:16.900	18:30.848		
4	9:56:00.492	9:56:00.492	10:18:11.877	22:11.385	40:42.233		
5	10:23:18.795	10:23:18.795	10:29:25.194	6:06.399	46:48.632		

11 Levente Révész Dallara F320 Spiess

Team Motopark

Nº	In Day Time	In Time	Out Time	Pit Time	T. Pit Time	Handicap	Diff.
1	9:03:41.315	9:03:41.315	9:08:13.845	4:32.530	4:32.530		
2	9:23:09.072	9:23:09.072	9:30:29.159	7:20.087	11:52.617		
3	9:42:02.732	9:42:02.732	9:49:25.466	7:22.734	19:15.351		
4	9:59:15.707	9:59:15.707	10:08:11.244	8:55.537	28:10.888		
5	10:16:36.215	10:16:36.215	10:29:53.661	13:17.446	41:28.334		

15 Enzo Trulli Dallara F320 Spiess

CryptoTower Racing Team

Nº	In Day Time	In Time	Out Time	Pit Time	T. Pit Time	Handicap	Diff.
1	9:03:10.473	9:03:10.473	10:03:47.788	1:00:37.315	1:00:37.315		
2	10:05:37.976	10:05:37.976	10:08:00.523	2:22.547	1:02:59.862		
3	10:16:00.989	10:16:00.989	10:19:55.846	3:54.857	1:06:54.719		
4	10:25:07.896	10:25:07.896	10:31:53.139	6:45.243	1:13:39.962		

19 Noel Leon Dallara F320 Spiess

Team Motopark

Nº	In Day Time	In Time	Out Time	Pit Time	T. Pit Time	Handicap	Diff.
1	9:02:25.352	9:02:25.352	9:04:32.369	2:07.017	2:07.017		
2	9:19:28.490	9:19:28.490	9:26:04.103	6:35.613	8:42.630		
3	9:37:48.547	9:37:48.547	9:46:40.995	8:52.448	17:35.078		
4	9:54:57.363	9:54:57.363	10:05:53.217	10:55.854	28:30.932		
5	10:15:46.730	10:15:46.730	10:30:07.029	14:20.299	42:51.231		

26 Jakob Bergmeister Dallara F320 Spiess

Rookie CryptoTower Racing Team

Nº	In Day Time	In Time	Out Time	Pit Time	T. Pit Time	Handicap	Diff.
1	9:03:19.123	9:03:19.123	9:06:44.320	3:25.197	3:25.197		
2	9:22:52.929	9:22:52.929	9:26:46.195	3:53.266	7:18.463		
3	9:39:47.352	9:39:47.352	9:45:01.659	5:14.307	12:32.770		
4	9:47:01.097	9:47:01.097	9:51:49.243	4:48.146	17:20.916		
5	10:00:30.776	10:00:30.776	10:06:10.787	5:40.011	23:00.927		
6	10:09:48.810	10:09:48.810	10:12:41.700	2:52.890	25:53.817		
7	10:19:04.503	10:19:04.503	10:29:57.310	10:52.807	36:46.624		

73 Cian Shields Dallara F320 Spiess

Team Motopark

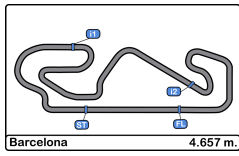
Nº	In Day Time	In Time	Out Time	Pit Time	T. Pit Time	Handicap	Diff.
1	9:04:15.322	9:04:15.322	9:08:16.270	4:00.948	4:00.948		
2	9:24:59.582	9:24:59.582	9:31:53.446	6:53.864	10:54.812		
3	9:42:06.924	9:42:06.924	9:52:05.248	9:58.324	20:53.136		
4	10:00:27.046	10:00:27.046	10:13:42.539	13:15.493	34:08.629		
5	10:22:13.138	10:22:13.138	10:31:17.508	9:04.370	43:12.999		

84 Francesco Simonazzi Dallara F320 Spiess

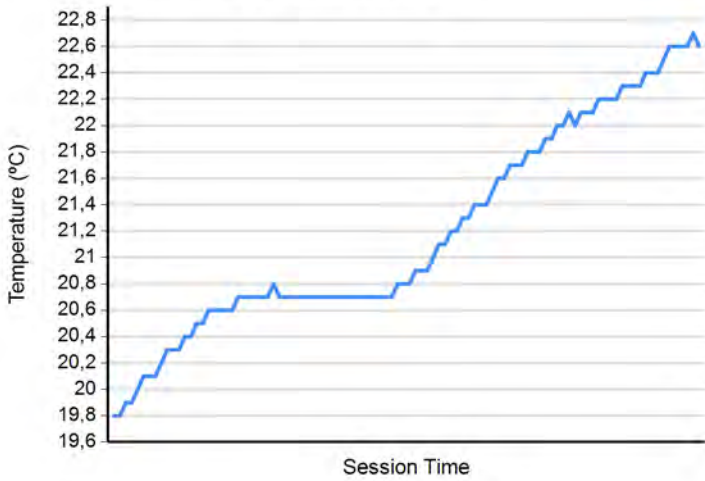
BVM Racing

Nº	In Day Time	In Time	Out Time	Pit Time	T. Pit Time	Handicap	Diff.
1	9:06:10.337	9:06:10.337	9:06:40.674	30.337	30.337		
2	9:20:02.467	9:20:02.467	9:27:17.890	7:15.423	7:45.760		
3	9:35:30.935	9:35:30.935	9:43:37.621	8:06.686	15:52.446		
4	9:55:06.396	9:55:06.396	10:02:17.813	7:11.417	23:03.863		
5	10:08:38.968	10:08:38.968	10:14:47.336	6:08.368	29:12.231		
6	10:26:31.281	10:26:31.281	10:33:34.082	7:02.801	36:15.032		

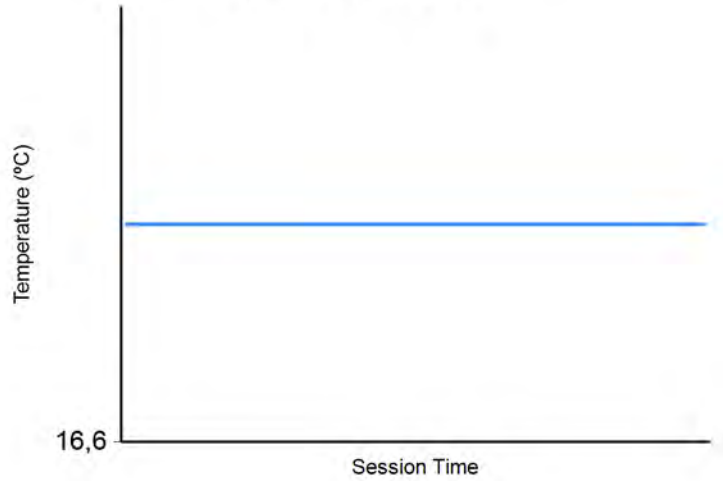




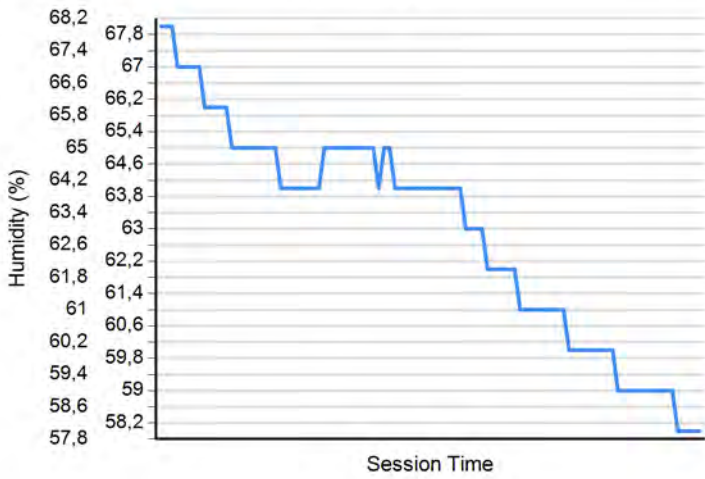
Air Temperature



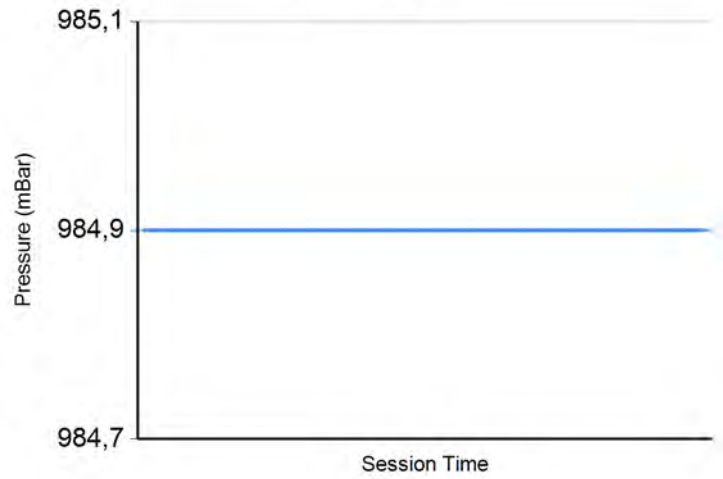
Track Temperature



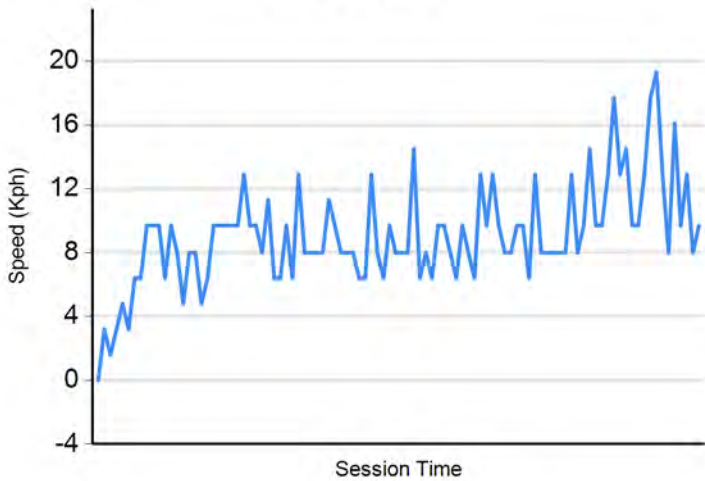
Humidity



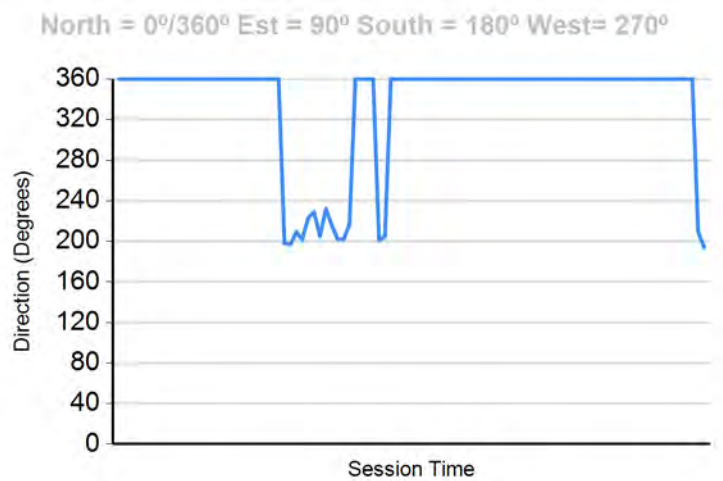
Pressure

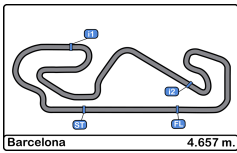


Wind Speed



Wind direction





Circuit de Barcelona
Euroformula Open
Private test - 2
Provisional Results



Clas	Nº	Driver	Nat	Cat	Clas	Team	Nat	Vehicle	Laps	Best	Time	Gap	Interval	Km/h
1	84	Francesco Simonazzi	ITA			BVM Racing	ITA	Dallara F320 Spiess	14	12	1:32.883			180.4
2	5	Charlie Wurz	AUT			CryptoTower Racing Team	JPN	Dallara F320 Spiess	17	16	1:33.536	0.653	0.653	179.2
3	15	Enzo Trulli	ITA			CryptoTower Racing Team	JPN	Dallara F320 Spiess	16	15	1:33.592	0.709	0.056	179.1
4	73	Cian Shields	GBR			Team Motopark	DEU	Dallara F320 Spiess	16	13	1:33.711	0.828	0.119	178.9
5	19	Noel Leon	MEX			Team Motopark	DEU	Dallara F320 Spiess	15	12	1:33.776	0.893	0.065	178.7
6	26	Jakob Bergmeister	DEU	R	1	CryptoTower Racing Team	JPN	Dallara F320 Spiess	16	11	1:33.975	1.092	0.199	178.4
7	11	Levente Révész	HUN			Team Motopark	DEU	Dallara F320 Spiess	14	13	1:34.089	1.206	0.114	178.1
8	7	Vladimir Netusil	CZE	GC	1	Effective Racing	CZE	Dallara F320 HWA	14	11	1:35.009	2.126	0.920	176.4

Published at:.....

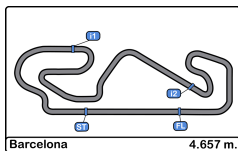
Track Temp: 16.8 °C Air Temp: 25.4 °C Humidity: 55 % Track Status: DRY

Race Director:

Timekeeper:


 Luis Garcia
 JOB-1605-ESP/M





Circuit de Barcelona
Euroformula Open
Private test - 2
Provisional Results by Category



Rookie														
Clas	Nº	Driver	Nat	Cat	Clas	Team	Nat	Vehicle	Laps	Best	Time	Gap	Interval	Km/h
1	26	Jakob Bergmeister		R	1	CryptoTower Racing Team		Dallara F320 Spiess	16	11	1:33.975			178.4

GC														
Clas	Nº	Driver	Nat	Cat	Clas	Team	Nat	Vehicle	Laps	Best	Time	Gap	Interval	Km/h
1	7	Vladimir Netusil		GC	1	Effective Racing		Dallara F320 HWA	14	11	1:35.009			176.4

Clas	Nº	Driver	Nat	Cat	Clas	Team	Nat	Vehicle	Laps	Best	Time	Gap	Interval	Km/h
1	84	Francesco Simonazzi				BVM Racing		Dallara F320 Spiess	14	12	1:32.883			180.4
2	5	Charlie Wurz				CryptoTower Racing Team		Dallara F320 Spiess	17	16	1:33.536	0.653	0.653	179.2
3	15	Enzo Trulli				CryptoTower Racing Team		Dallara F320 Spiess	16	15	1:33.592	0.709	0.056	179.1
4	73	Cian Shields				Team Motopark		Dallara F320 Spiess	16	13	1:33.711	0.828	0.119	178.9
5	19	Noel Leon				Team Motopark		Dallara F320 Spiess	15	12	1:33.776	0.893	0.065	178.7
6	11	Levente Révész				Team Motopark		Dallara F320 Spiess	14	13	1:34.089	1.206	0.313	178.1

Published at:.....

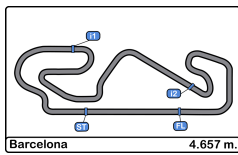
Track Temp: 16.8 °C Air Temp: 25.4 °C Humidity: 55 % Track Status: DRY

Race Director:

Timekeeper:

Luis Garcia
 JOB-1605-ESP/M





Circuit de Barcelona
Euroformula Open
Private test - 2
Lap Analysis



5 Charlie Wurz Dallara F320 Spiess 15 Enzo Trulli Dallara F320 Spiess
CryptoTower Racing Team CryptoTower Racing Team

Lap	D	Time	Sector 1	Sector 2	Sector 3	T. Spd	Elapsed	Lap	D	Time	Sector 1	Sector 2	Sector 3	T. Spd	Elapsed
1		14:02:02.376	14:00:45.557	44.835	31.984	156.2	14:02:02.376	1		14:02:02.932	14:00:48.498	42.004	32.430	159.7	14:02:02.932
2		1:46.266	33.272	41.831	31.163	215.5	14:03:48.642	2		1:40.852	32.431	39.919	28.502	227.3	14:03:43.784
3		1:34.962	29.280	37.930	27.752	228.8	14:05:23.604	3		1:34.719	29.176	37.702	27.841	230.2	14:05:18.503
4		1:34.705	29.257	37.749	27.699	229.2	14:06:58.309	4		1:34.499	29.054	37.751	27.694	231.2	14:06:53.002
5		1:41.670 P	29.200	37.810	34.660	231.2	14:08:39.979	5		1:42.785 P	29.023	37.681	36.081	232.2	14:08:35.787
6		2:54.978 P	1:43.152	37.884	33.942	167.7	14:11:34.957	6		7:48.771	6:43.154	37.795	27.822	167.4	14:16:24.558
7		4:28.227 P	3:03.804	43.164	41.259	155.1	14:16:03.184	7		1:41.391 P	29.155	37.533	34.703	231.7	14:18:05.949
8		2:17.027	1:06.284	41.350	29.393	165.1	14:18:20.211	8		2:07.496	1:00.947	38.837	27.712	168.4	14:20:13.445
9		1:34.302	29.282	37.569	27.451	227.8	14:19:54.513	9		1:34.286	28.989	37.542	27.755	231.7	14:21:47.731
10		1:34.225	29.092	37.621	27.512	228.8	14:21:28.738	10		1:34.118	28.936	37.634	27.548	233.2	14:23:21.849
11		1:34.133	29.044	37.636	27.453	230.2	14:23:02.871	11		1:33.990	28.905	37.501	27.584	232.7	14:24:55.839
12		1:33.815	28.955	37.646	27.214	231.2	14:24:36.686	12		1:33.794	28.893	37.430	27.471	234.2	14:26:29.633
13		1:34.088	29.044	37.684	27.360	233.2	14:26:10.774	13		1:33.779	28.823	37.471	27.485	234.2	14:28:03.412
14		1:33.755	28.873	37.566	27.316	233.2	14:27:44.529	14		1:33.609	28.820	37.405	27.384	233.7	14:29:37.021
15		1:33.627	28.907	37.503	27.217	231.7	14:29:18.156	15		1:33.592	28.848	37.438	27.306	233.2	14:31:10.613
16		1:33.536	28.842	37.513	27.181	232.2	14:30:51.692	16		1:42.441 P	28.778	38.671	34.992	233.7	14:32:53.054
17		1:41.622 P	28.909	38.060	34.653	231.7	14:32:33.314								

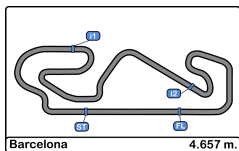
7 Vladimir Netusil Dallara F320 HWA 19 Noel Leon Dallara F320 Spiess
GC Effective Racing Team Motopark

Lap	D	Time	Sector 1	Sector 2	Sector 3	T. Spd	Elapsed	Lap	D	Time	Sector 1	Sector 2	Sector 3	T. Spd	Elapsed
1		14:02:14.007	14:01:02.244	41.301	30.462	156.2	14:02:14.007	1		14:02:22.750 P	14:00:57.432	40.672	44.646	165.1	14:02:22.750
2		1:42.495	30.243	39.016	33.236	231.2	14:03:56.502	2		2:13.350	1:05.839	39.262	28.249	163.8	14:04:36.100
3		1:36.765	29.719	38.631	28.415	235.8	14:05:33.267	3		1:42.751 P	29.813	38.024	34.914	226.8	14:06:18.851
4		1:36.414	29.473	38.626	28.315	235.2	14:07:09.681	4		2:34.575	1:22.141	44.627	27.807	161.4	14:08:53.426
5		1:36.498	29.485	38.458	28.555	234.7	14:08:46.179	5		1:43.193 P	29.313	38.345	35.535	229.2	14:10:36.619
6		1:36.382	29.314	38.730	28.338	234.2	14:10:22.561	6		2:19.004 P	1:03.118	40.084	35.802	165.6	14:12:55.623
7		1:43.794 P	29.549	38.533	35.712	233.7	14:12:06.355	7		5:39.896 P	4:14.802	43.873	41.221	131.0	14:18:35.519
8		8:40.509	7:30.480	41.519	28.510	154.2	14:20:46.864	8		2:20.541	1:09.024	44.064	27.453	166.1	14:20:56.060
9		1:36.086	30.109	38.365	27.612	230.7	14:22:22.950	9		1:34.575	29.166	37.952	27.457	229.2	14:22:30.635
10		1:35.080	29.266	38.095	27.719	232.2	14:23:58.030	10		1:33.824	28.971	37.567	27.286	231.2	14:24:04.459
11		1:35.009	29.417	37.848	27.744	232.2	14:25:33.039	11		1:33.781	28.936	37.502	27.343	232.2	14:25:38.240
12		1:36.046	29.154	38.887	28.005	233.7	14:27:09.085	12		1:33.776	28.934	37.479	27.363	234.2	14:27:12.016
13		1:43.766	29.154	45.659	28.953	233.7	14:28:52.851	13		1:33.907	28.894	37.709	27.304	233.2	14:28:45.923
14		2:17.213 P	43.655	49.582	43.976	166.4	14:31:10.064	14		1:33.905	28.924	37.658	27.323	232.2	14:30:19.828
15								15		1:43.512 P	28.876	37.576	37.060	233.2	14:32:03.340

11 Levente Révész Dallara F320 Spiess 26 Jakob Bergmeister Dallara F320 Spiess
Team Motopark Rookie CryptoTower Racing Team

Lap	D	Time	Sector 1	Sector 2	Sector 3	T. Spd	Elapsed	Lap	D	Time	Sector 1	Sector 2	Sector 3	T. Spd	Elapsed
1		14:02:07.042	14:00:54.503	42.437	30.102	164.8	14:02:07.042	1		14:02:30.499 P	14:00:53.499	48.489	48.511	161.9	14:02:30.499
2		1:46.621	31.120	41.028	34.473	223.1	14:03:53.663	2		3:03.710 P	1:43.455	40.878	39.377	120.2	14:05:34.209
3		1:37.996	29.508	39.050	29.438	229.7	14:05:31.659	3		2:28.460	1:21.058	38.957	28.445	165.3	14:08:02.669
4		1:35.131	29.304	38.051	27.776	231.2	14:07:06.790	4		1:45.745 P	29.928	38.595	37.222	225.0	14:09:48.414
5		1:47.467 P	29.322	38.107	40.038	232.2	14:08:54.257	5		2:14.121	1:06.132	39.463	28.526	167.1	14:12:02.535
6		2:27.129 P	1:09.528	39.681	37.920	168.4	14:11:21.386	6		1:53.919 P	30.923	41.639	41.357	227.3	14:13:56.454
7		9:29.093	8:18.924	41.057	29.112	160.2	14:20:50.479	7		2:31.696 P	1:15.164	39.131	37.401	166.1	14:16:28.150
8		1:36.790	30.656	38.466	27.668	219.0	14:22:27.269	8		3:54.083	2:44.227	41.100	28.756	159.2	14:20:22.233
9		1:34.524	29.351	37.760	27.413	230.7	14:24:01.793	9		1:36.293	29.914	38.782	27.597	223.6	14:21:58.526
10		1:34.475	29.123	37.533	27.819	231.2	14:25:36.268	10		1:34.161	29.183	37.639	27.339	231.2	14:23:32.687
11		1:34.222	29.051	37.604	27.567	233.2	14:27:10.490	11		1:33.975	29.009	37.585	27.381	232.7	14:25:06.662
12		1:34.225	29.124	37.815	27.286	233.7	14:28:44.715	12		1:34.211	28.961	37.718	27.532	234.2	14:26:40.873
13		1:34.089	29.085	37.617	27.387	230.7	14:30:18.804	13		1:34.363	29.048	37.780	27.535	234.2	14:28:15.236
14		1:47.462 P	29.089	39.295	39.078	230.7	14:32:06.266	14		1:34.478	29.170	37.822	27.486	232.7	14:29:49.714
15								15		1:34.921	29.050	38.221	27.650	232.2	14:31:24.635
16								16		1:46.053 P	29.500	38.536	38.017	231.7	14:33:10.688





Circuit de Barcelona
Euroformula Open
Private test - 2
Lap Analysis



73

Cian Shields

Dallara F320 Spiess

Team Motopark

Lap	D	Time	Sector 1	Sector 2	Sector 3	T. Spd	Elapsed
1		14:04:27.252 P	14:03:13.145	39.340	34.767	173.0	14:04:27.252
2		2:13.657	1:01.308	41.626	30.723	167.1	14:06:40.909
3		1:45.446 P	31.663	38.930	34.853	225.4	14:08:26.355
4		2:10.985 P	58.816	37.967	34.202	167.7	14:10:37.340
5		4:39.347	3:25.950	42.172	31.225	149.3	14:15:16.687
6		1:43.861	33.130	41.773	28.958	175.8	14:17:00.548
7		1:34.349	29.217	37.667	27.465	230.2	14:18:34.897
8		1:34.303	29.182	37.629	27.492	230.7	14:20:09.200
9		1:34.112	29.090	37.479	27.543	229.7	14:21:43.312
10		1:33.942	29.040	37.425	27.477	231.7	14:23:17.254
11		1:34.065	29.056	37.600	27.409	231.2	14:24:51.319
12		1:34.073	29.057	37.519	27.497	232.7	14:26:25.392
13		1:33.711	28.957	37.462	27.292	232.7	14:27:59.103
14		1:33.734	28.915	37.452	27.367	232.2	14:29:32.837
15		1:33.717	28.930	37.328	27.459	231.7	14:31:06.554
16		1:51.875 P	33.074	39.196	39.605	232.2	14:32:58.429

84

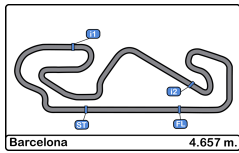
Francesco Simonazzi

Dallara F320 Spiess

BVM Racing

Lap	D	Time	Sector 1	Sector 2	Sector 3	T. Spd	Elapsed
1		14:02:08.694	14:00:59.036	40.751	28.907	166.1	14:02:08.694
2		1:46.032	29.851	41.812	34.369	231.7	14:03:54.726
3		1:34.804	29.111	38.126	27.567	231.7	14:05:29.530
4		1:33.971	28.913	37.677	27.381	231.7	14:07:03.501
5		1:33.660	28.757	37.506	27.397	232.2	14:08:37.161
6		1:55.908	36.815	47.728	31.365	195.6	14:10:33.069
7		1:33.759	28.954	37.492	27.313	230.2	14:12:06.828
8		1:41.365 P	28.881	37.640	34.844	232.2	14:13:48.193
9		8:50.964	7:35.938	45.249	29.777	129.0	14:22:39.157
10		1:37.024	30.278	39.267	27.479	228.8	14:24:16.181
11		1:33.161	28.796	37.223	27.142	232.7	14:25:49.342
12		1:32.883	28.729	37.146	27.008	233.7	14:27:22.225
13		1:45.330	28.731	43.365	33.234	233.7	14:29:07.555
14		1:40.645 P	28.831	37.274	34.540	231.2	14:30:48.200



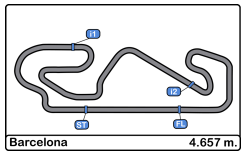


Circuit de Barcelona
Euroformula Open
Private test - 2
Best Sectors Results



Sector - 1				Sector - 2				Sector - 3				Ideal Lap vs Best Lap				
Clas	Nº	Driver	Time	Nº	Driver	Time	Nº	Driver	Time	Clas	Nº	Driver	Ideal Lap	Best Lap	Clas	
1	84	Francesco Simonazzi	28.729	84	Francesco Simonazzi	37.146	84	Francesco Simonazzi	27.008	1	84	Francesco Simonazzi	1:32.883	1:32.883	1	
2	15	Enzo Trulli	28.778	73	Cian Shields	37.328	5	Charlie Wurz	27.181	2	15	Enzo Trulli	1:33.489	1:33.592	3	
3	5	Charlie Wurz	28.842	15	Enzo Trulli	37.405	19	Noel Leon	27.286	3	5	Charlie Wurz	1:33.526	1:33.536	2	
4	19	Noel Leon	28.876	19	Noel Leon	37.479	11	Levente Révész	27.286	4	73	Cian Shields	1:33.535	1:33.711	4	
5	73	Cian Shields	28.915	5	Charlie Wurz	37.503	73	Cian Shields	27.292	5	19	Noel Leon	1:33.641	1:33.776	5	
6	26	Jakob Bergmeister	28.961	11	Levente Révész	37.533	15	Enzo Trulli	27.306	6	11	Levente Révész	1:33.870	1:34.089	7	
7	11	Levente Révész	29.051	26	Jakob Bergmeister	37.585	26	Jakob Bergmeister	27.339	7	26	Jakob Bergmeister	1:33.885	1:33.975	6	
8	7	Vladimir Netusil	29.154	7	Vladimir Netusil	37.848	7	Vladimir Netusil	27.612	8	7	Vladimir Netusil	1:34.614	1:35.009	8	



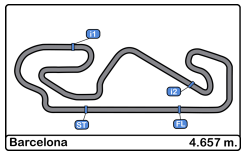


Circuit de Barcelona
Euroformula Open
Private test - 2
Best 5 Lap Times



Cls	N°	Driver	Nat	Cat	Cls	Team	Nat	Vehicle	Best 1		Best 2		Best 3		Best 4		Best 5	
									Time	Lap	Time	Lap	Time	Lap	Time	Lap	Time	Lap
1	84	Francesco Simonazzi		ITA		BVM Racing		Dallara F320 Spiess	1:32.883	12	1:33.161	11	1:33.660	5	1:33.759	7	1:33.971	4
2	5	Charlie Wurz		AUT		CryptoTower Racing		Dallara F320 Spiess	1:33.536	16	1:33.627	15	1:33.755	14	1:33.815	12	1:34.088	13
3	15	Enzo Trulli		ITA		CryptoTower Racing		Dallara F320 Spiess	1:33.592	15	1:33.609	14	1:33.779	13	1:33.794	12	1:33.990	11
4	73	Cian Shields		GBR		Team Motopark		Dallara F320 Spiess	1:33.711	13	1:33.717	15	1:33.734	14	1:33.942	10	1:34.065	11
5	19	Noel Leon		MEX		Team Motopark		Dallara F320 Spiess	1:33.776	12	1:33.781	11	1:33.824	10	1:33.905	14	1:33.907	13
6	26	Jakob Bergmeister		DEU	R 1	CryptoTower Racing		Dallara F320 Spiess	1:33.975	11	1:34.161	10	1:34.211	12	1:34.363	13	1:34.478	14
7	11	Levente Révész		HUN		Team Motopark		Dallara F320 Spiess	1:34.089	13	1:34.222	11	1:34.225	12	1:34.475	10	1:34.524	9
8	7	Vladimir Netusil		CZE	GC 1	Effective Racing		Dallara F320 HWA	1:35.009	11	1:35.080	10	1:36.046	12	1:36.086	9	1:36.382	6



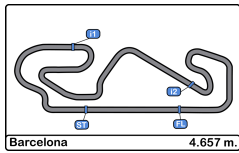


Circuit de Barcelona
Euroformula Open
Private test - 2
Best 5 Top Speeds



Clas	Nº	Driver	Nat	Cat	Cls	Team	Nat	Vehicle	Top 1		Top 2		Top 3		Top 4		Top 5		Avg
									Km/h	Lap	Km/h	Lap	Km/h	Lap	Km/h	Lap	Km/h	Lap	
1	7	Vladimir Netusil	CZE	GC	1	Effective Racing	CZE	Dallara F320 HWA	235.8	3	235.2	4	234.7	5	234.2	6	233.7	7	234.7
2	15	Enzo Trulli	ITA			CryptoTower Racing Team	ITA	Dallara F320 Spiess	234.2	12	234.2	13	233.7	14	233.7	16	233.2	10	233.8
3	19	Noel Leon	MEX			Team Motopark	GER	Dallara F320 Spiess	234.2	12	233.2	13	233.2	15	232.2	11	232.2	14	233.0
4	26	Jakob Bergmeister	DEU	R	1	CryptoTower Racing Team	DEU	Dallara F320 Spiess	234.2	12	234.2	13	232.7	11	232.7	14	232.2	15	233.2
5	11	Levente Révész	HUN			Team Motopark	GER	Dallara F320 Spiess	233.7	12	233.2	11	232.2	5	231.2	4	231.2	10	232.3
6	84	Francesco Simonazzi	ITA			BVM Racing	ITA	Dallara F320 Spiess	233.7	12	233.7	13	232.7	11	232.2	5	232.2	8	232.9
7	5	Charlie Wurz	AUT			CryptoTower Racing Team	ITA	Dallara F320 Spiess	233.2	13	233.2	14	232.2	16	231.7	15	231.7	17	232.4
8	73	Cian Shields	GBR			Team Motopark	DEU	Dallara F320 Spiess	232.7	12	232.7	13	232.2	14	232.2	16	231.7	10	232.3



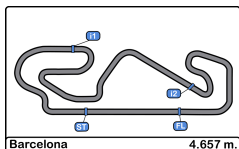


Circuit de Barcelona
Euroformula Open
Private test - 2
Fastest Laps Sequence



Lap	Time of Day	Session Time	Nº Driver	Nat	Cat	Team	Nat	Vehicle	Time	Km/h
2	14:03:43.784	5:43.784	15 Enzo Trulli	ITA		CryptoTower Racing Team	ITA	Dallara F320 Spiess	1:40.852	166.2
3	14:05:18.503	7:18.503	15 Enzo Trulli	ITA		CryptoTower Racing Team	ITA	Dallara F320 Spiess	1:34.719	176.9
4	14:06:53.002	8:53.002	15 Enzo Trulli	ITA		CryptoTower Racing Team	ITA	Dallara F320 Spiess	1:34.499	177.4
4	14:07:03.501	9:03.501	84 Francesco Simonazzi	ITA		BVM Racing	ITA	Dallara F320 Spiess	1:33.971	178.4
5	14:08:37.161	10:37.161	84 Francesco Simonazzi	ITA		BVM Racing	ITA	Dallara F320 Spiess	1:33.660	179.0
11	14:25:49.342	27:49.342	84 Francesco Simonazzi	ITA		BVM Racing	ITA	Dallara F320 Spiess	1:33.161	179.9
12	14:27:22.225	29:22.225	84 Francesco Simonazzi	ITA		BVM Racing	ITA	Dallara F320 Spiess	1:32.883	180.4



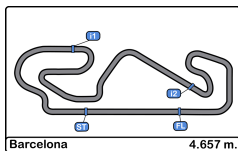


Circuit de Barcelona
Euroformula Open
Private test - 2
Event Best Maximum Speed



Nº	Driver	Nat	Cat	Clas	Team	Nat	Vehicle	Km/h	Session
7	Vladimir Netusil		CZE	GC 1	Effective Racing		Dallara F320 HWA	235.8	Private test - 2
84	Francesco Simonazzi		ITA		BVM Racing		Dallara F320 Spiess	234.2	Private test - 1
26	Jakob Bergmeister		DEU	R 1	CryptoTower Racing Team		Dallara F320 Spiess	234.2	Private test - 1
5	Charlie Wurz		AUT		CryptoTower Racing Team		Dallara F320 Spiess	234.2	Private test - 1
15	Enzo Trulli		ITA		CryptoTower Racing Team		Dallara F320 Spiess	234.2	Private test - 1
19	Noel Leon		MEX		Team Motopark		Dallara F320 Spiess	234.2	Private test - 2
73	Cian Shields		GBR		Team Motopark		Dallara F320 Spiess	233.7	Private test - 1
11	Levente Révész		HUN		Team Motopark		Dallara F320 Spiess	233.7	Private test - 2





Circuit de Barcelona
Euroformula Open
Private test - 2
Pit Stop Analysis



5 Charlie Wurz Dallara F320 Spiess

CryptoTower Racing Team

Nº	In Day Time	In Time	Out Time	Pit Time	T. Pit Time	Handicap	Diff.
1	14:08:34.929	14:08:34.929	14:09:32.195	57.266	57.266		
2	14:11:30.309	14:11:30.309	14:14:02.975	2:32.666	3:29.932		
3	14:15:58.437	14:15:58.437	14:16:25.348	26.911	3:56.843		

7 Vladimir Netusil Dallara F320 HWA

GC Effective Racing

Nº	In Day Time	In Time	Out Time	Pit Time	T. Pit Time	Handicap	Diff.
1	14:12:02.349	14:12:02.349	14:19:02.189	6:59.840	6:59.840		

11 Levente Révész Dallara F320 Spiess

Team Motopark

Nº	In Day Time	In Time	Out Time	Pit Time	T. Pit Time	Handicap	Diff.
1	14:08:48.888	14:08:48.888	14:09:17.837	28.949	28.949		
2	14:11:17.032	14:11:17.032	14:19:05.675	7:48.643	8:17.592		

15 Enzo Trulli Dallara F320 Spiess

CryptoTower Racing Team

Nº	In Day Time	In Time	Out Time	Pit Time	T. Pit Time	Handicap	Diff.
1	14:08:31.269	14:08:31.269	14:14:32.805	6:01.536	6:01.536		
2	14:18:01.907	14:18:01.907	14:18:26.268	24.361	6:25.897		

19 Noel Leon Dallara F320 Spiess

Team Motopark

Nº	In Day Time	In Time	Out Time	Pit Time	T. Pit Time	Handicap	Diff.
1	14:02:17.897	14:02:17.897	14:02:46.604	28.707	28.707		
2	14:06:14.630	14:06:14.630	14:06:41.067	26.437	55.144		
3	14:10:32.479	14:10:32.479	14:10:56.812	24.333	1:19.477		
4	14:12:51.276	14:12:51.276	14:16:31.311	3:40.035	4:59.512		
5	14:18:30.890	14:18:30.890	14:18:57.074	26.184	5:25.696		

26 Jakob Bergmeister Dallara F320 Spiess

Rookie CryptoTower Racing Team

Nº	In Day Time	In Time	Out Time	Pit Time	T. Pit Time	Handicap	Diff.
1	14:02:26.772	14:02:26.772	14:03:36.680	1:09.908	1:09.908		
2	14:05:30.070	14:05:30.070	14:05:54.863	24.793	1:34.701		
3	14:09:43.922	14:09:43.922	14:10:09.075	25.153	1:59.854		
4	14:13:51.815	14:13:51.815	14:14:18.674	26.859	2:26.713		
5	14:16:23.852	14:16:23.852	14:18:38.727	2:14.875	4:41.588		

73 Cian Shields Dallara F320 Spiess

Team Motopark

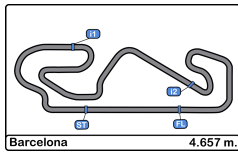
Nº	In Day Time	In Time	Out Time	Pit Time	T. Pit Time	Handicap	Diff.
1	14:04:23.308	14:04:23.308	14:04:46.094	22.786	22.786		
2	14:08:22.364	14:08:22.364	14:08:45.795	23.431	46.217		
3	14:10:33.181	14:10:33.181	14:13:29.934	2:56.753	3:42.970		

84 Francesco Simonazzi Dallara F320 Spiess

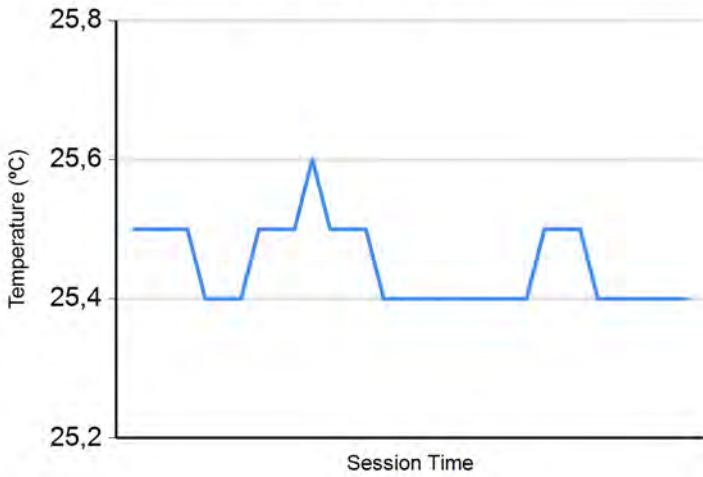
BVM Racing

Nº	In Day Time	In Time	Out Time	Pit Time	T. Pit Time	Handicap	Diff.
1	14:13:44.074	14:13:44.074	14:20:40.649	6:56.575	6:56.575		

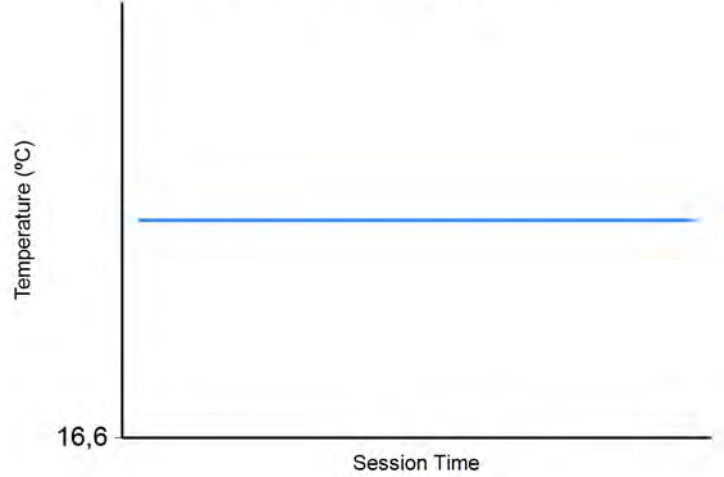




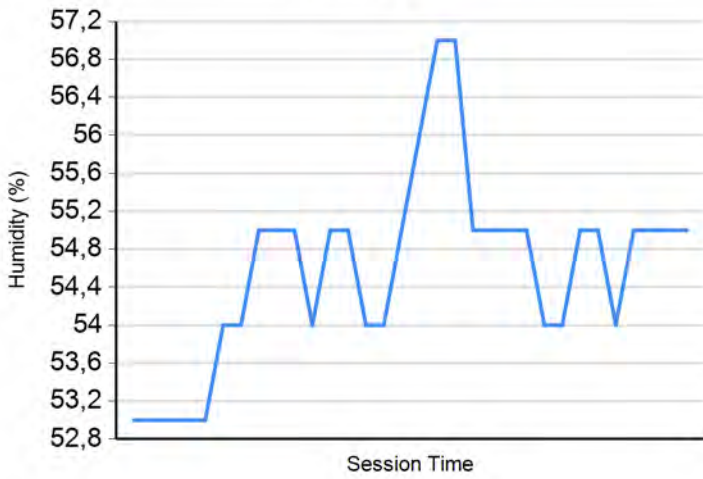
Air Temperature



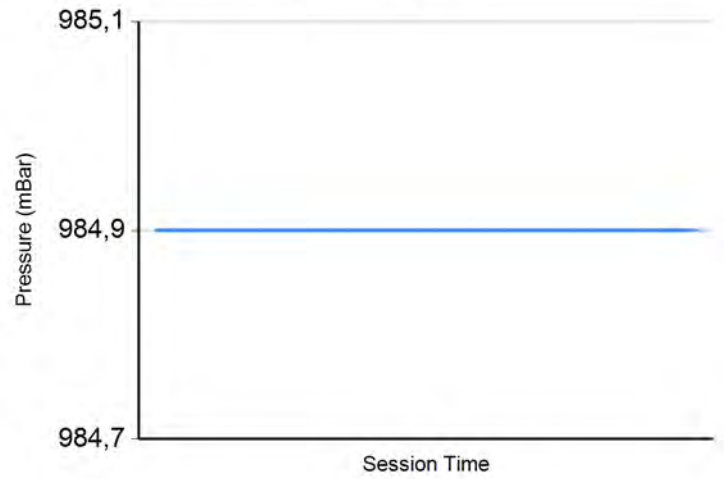
Track Temperature



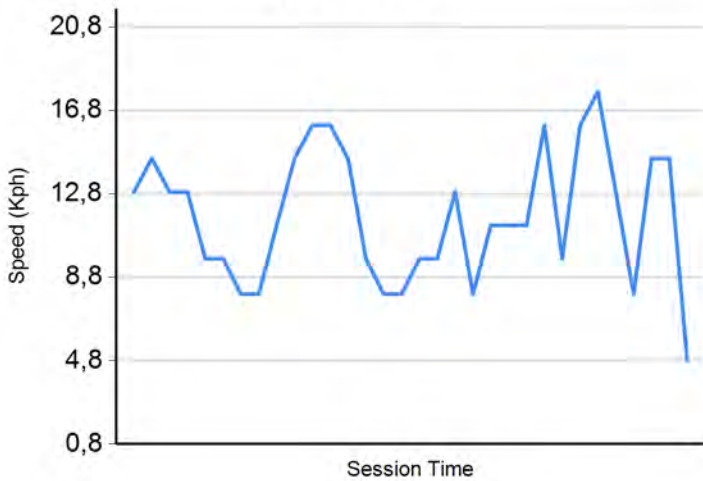
Humidity



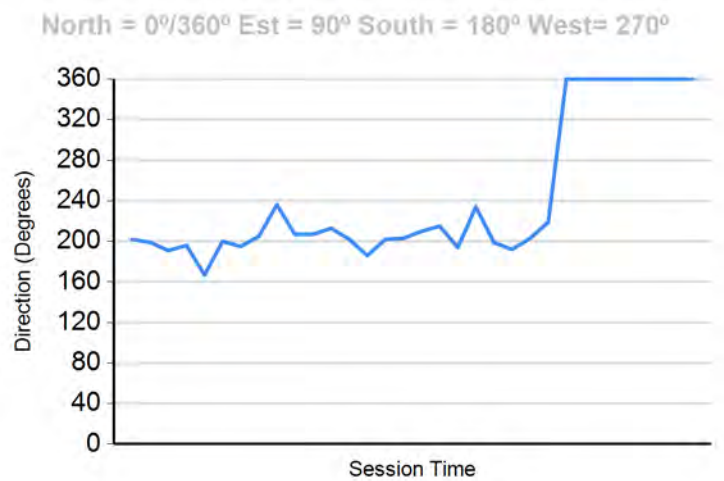
Pressure

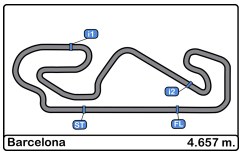


Wind Speed



Wind direction





Circuit de Barcelona
Euroformula Open
Private Test - 1 - 2
Combined Results



Cls	Nº	Driver	Nat	Cat	Clas	Team	Nat	Vehicle	Laps	PT1	PT2	Best	Gap	Interval	Km/h		
1	19	Noel Leon	MEX			Team Motopark	DEU	Dallara F320 Spiess	48	1:32.130	31	1:33.776	12	1:32.130	181.9		
2	73	Cian Shields	GBR			Team Motopark	DEU	Dallara F320 Spiess	47	1:32.425	21	1:33.711	13	1:32.425	0.295	0.295	181.3
3	5	Charlie Wurz	AUT			CryptoTower Racing Team	JPN	Dallara F320 Spiess	52	1:32.509	29	1:33.536	16	1:32.509	0.379	0.084	181.2
4	15	Enzo Trulli	ITA			CryptoTower Racing Team	JPN	Dallara F320 Spiess	30	1:32.562	13	1:33.592	15	1:32.562	0.432	0.053	181.1
5	26	Jakob Bergmeister	DEU	R	1	CryptoTower Racing Team	JPN	Dallara F320 Spiess	52	1:32.843	29	1:33.975	11	1:32.843	0.713	0.281	180.5
6	11	Levente Révész	HUN			Team Motopark	DEU	Dallara F320 Spiess	47	1:32.874	22	1:34.089	13	1:32.874	0.744	0.031	180.5
7	84	Francesco Simonazzi	ITA			BVM Racing	ITA	Dallara F320 Spiess	49	1:32.887	29	1:32.883	12	1:32.883	0.753	0.009	180.4
8	7	Vladimir Netusil	CZE	GC	1	Effective Racing	CZE	Dallara F320 HWA	42	1:33.695	28	1:35.009	11	1:33.695	1.565	0.812	178.9

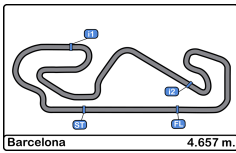
Published at:.....

Race Director:

Timekeeper:

Luis Garcia
 JOB-1605-ESP/M





Circuit de Barcelona
Euroformula Open
Free Practice - 1
Provisional Results



Clas	Nº	Driver	Nat	Cat	Clas	Team	Nat	Vehicle	Laps	Best	Time	Gap	Interval	Km/h
1	73	Cian Shields				Team Motopark		Dallara F320 Spiess	18	16	1:33.085			180.1
2	84	Francesco Simonazzi				BVM Racing		Dallara F320 Spiess	20	19	1:33.097	0.012	0.012	180.0
3	19	Noel Leon				Team Motopark		Dallara F320 Spiess	18	17	1:33.215	0.130	0.118	179.8
4	5	Charlie Wurz				CryptoTower Racing Team		Dallara F320 Spiess	19	17	1:33.257	0.172	0.042	179.7
5	15	Enzo Trulli				CryptoTower Racing Team		Dallara F320 Spiess	17	13	1:33.447	0.362	0.190	179.4
6	11	Levente Révész				Team Motopark		Dallara F320 Spiess	18	15	1:33.536	0.451	0.089	179.2
7	26	Jakob Bergmeister		R	1	CryptoTower Racing Team		Dallara F320 Spiess	16	14	1:33.629	0.544	0.093	179.0
8	7	Vladimir Netusil		GC	1	Effective Racing		Dallara F320 HWA	19	13	1:35.564	2.479	1.935	175.4

*** PENALTIES**

CAR 84 TIME 1:34.584 DELETED TRACK LIMITS AT T 13

Published at:.....

Track Temp: 15.3 °C Air Temp: 18.7 °C Humidity: 61 % Track Status: DRY

Race Director:

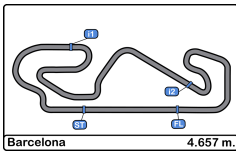
Xavier Boné

DC-0773-ESP/CAT

Timekeeper:

Luis Garcia
 JOB-1605-ESP/M





Circuit de Barcelona
Euroformula Open
Free Practice - 1
Provisional Results by Category



Rookie														
Clas	Nº	Driver	Nat	Cat	Clas	Team	Nat	Vehicle	Laps	Best	Time	Gap	Interval	Km/h
1	26	Jakob Bergmeister		R	1	CryptoTower Racing Team		Dallara F320 Spiess	16	14	1:33.629			179.0

GC														
Clas	Nº	Driver	Nat	Cat	Clas	Team	Nat	Vehicle	Laps	Best	Time	Gap	Interval	Km/h
1	7	Vladimir Netusil		GC	1	Effective Racing		Dallara F320 HWA	19	13	1:35.564			175.4

Clas	Nº	Driver	Nat	Cat	Clas	Team	Nat	Vehicle	Laps	Best	Time	Gap	Interval	Km/h
1	73	Cian Shields				Team Motopark		Dallara F320 Spiess	18	16	1:33.085			180.1
2	84	Francesco Simonazzi				BVM Racing		Dallara F320 Spiess	20	19	1:33.097	0.012	0.012	180.0
3	19	Noel Leon				Team Motopark		Dallara F320 Spiess	18	17	1:33.215	0.130	0.118	179.8
4	5	Charlie Wurz				CryptoTower Racing Team		Dallara F320 Spiess	19	17	1:33.257	0.172	0.042	179.7
5	15	Enzo Trulli				CryptoTower Racing Team		Dallara F320 Spiess	17	13	1:33.447	0.362	0.190	179.4
6	11	Levente Révész				Team Motopark		Dallara F320 Spiess	18	15	1:33.536	0.451	0.089	179.2

*** PENALTIES**

CAR 84 TIME 1:34.584 DELETED TRACK LIMITS AT T 13

Published at:.....

Track Temp: 15.3 °C Air Temp: 18.7 °C Humidity: 61 % Track Status: DRY

Race Director:

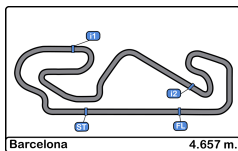
Xavier Boné

DC-0773-ESP/CAT

Timekeeper:

Luis Garcia
 JOB-1605-ESP/M





Circuit de Barcelona
Euroformula Open
Free Practice - 1
Lap Analysis



5 Charlie Wurz Dallara F320 Spiess 11 Levente Révész Dallara F320 Spiess

CryptoTower Racing Team

Team Motopark

Lap	D	Time	Sector 1	Sector 2	Sector 3	T. Spd	Elapsed	Lap	D	Time	Sector 1	Sector 2	Sector 3	T. Spd	Elapsed
1		10:30:09.221	P 10:28:43.707	44.718	40.796	158.1	10:30:09.221	1		10:30:25.556	10:29:14.493	41.527	29.536	159.2	10:30:25.556
2		2:16.272	1:04.528	42.263	29.481	163.3	10:32:25.493	2		1:42.953	30.457	39.864	32.632	227.3	10:32:08.509
3		1:35.497	29.912	38.087	27.498	227.3	10:34:00.990	3		1:34.564	29.300	37.630	27.634	228.8	10:33:43.073
4		1:34.205	29.180	37.633	27.392	229.2	10:35:35.195	4		1:34.289	29.234	37.602	27.453	229.7	10:35:17.362
5		1:34.020	29.109	37.544	27.367	230.7	10:37:09.215	5		1:45.181	31.789	42.594	30.798	230.7	10:37:02.543
6		1:34.131	28.985	37.670	27.476	231.7	10:38:43.346	6		1:34.128	29.147	37.573	27.408	229.7	10:38:36.671
7		1:34.081	29.047	37.672	27.362	230.7	10:40:17.427	7		1:43.535	P 29.195	37.902	36.438	230.2	10:40:20.206
8		1:42.018	P 29.074	37.982	34.962	230.2	10:41:59.445	8		7:29.137	6:17.602	42.057	29.478	162.8	10:47:49.343
9		6:13.199	4:57.607	44.306	31.286	150.0	10:48:12.644	9		1:37.389	30.636	38.922	27.831	221.3	10:49:26.732
10		1:41.087	32.155	39.761	29.171	216.4	10:49:53.731	10		1:34.149	29.195	37.409	27.545	230.2	10:51:00.881
11		1:35.415	30.257	37.714	27.444	225.9	10:51:29.146	11		1:33.890	28.952	37.438	27.500	232.2	10:52:34.771
12		1:33.612	28.986	37.419	27.207	231.2	10:53:02.758	12		1:43.742	P 29.110	37.555	37.077	231.2	10:54:18.513
13		1:41.454	P 29.007	38.100	34.347	231.2	10:54:44.212	13		6:39.970	5:27.652	42.637	29.681	163.3	11:00:58.483
14		5:00.838	3:46.187	43.730	30.921	160.7	10:59:45.050	14		1:36.589	30.219	38.755	27.615	223.1	11:02:35.072
15		1:40.185	32.080	39.744	28.361	214.7	11:01:25.235	15		1:33.536	28.993	37.306	27.237	231.2	11:04:08.608
16		1:33.744	29.046	37.347	27.351	229.2	11:02:58.979	16		1:36.597	28.973	39.142	28.482	229.7	11:05:45.205
17		1:33.257	28.865	37.227	27.165	230.2	11:04:32.236	17		1:33.753	28.950	37.484	27.319	230.2	11:07:18.958
18		1:39.400	P 28.938	37.325	33.137	229.7	11:06:11.636	18		1:50.406	P 31.441	38.248	40.717	231.2	11:09:09.364
19		2:40.794	P 1:20.332	43.180	37.282	116.5	11:08:52.430								

7 Vladimir Netusil Dallara F320 HWA 15 Enzo Trulli Dallara F320 Spiess

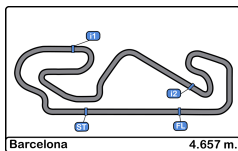
GC

Effective Racing

CryptoTower Racing Team

Lap	D	Time	Sector 1	Sector 2	Sector 3	T. Spd	Elapsed	Lap	D	Time	Sector 1	Sector 2	Sector 3	T. Spd	Elapsed
1		10:30:20.386	10:29:07.876	43.134	29.376	163.6	10:30:20.386	1		10:29:57.679	10:28:44.489	43.311	29.879	162.6	10:29:57.679
2		1:37.869	30.373	39.244	28.252	228.8	10:31:58.255	2		1:38.875	30.604	40.219	28.052	219.9	10:31:36.554
3		1:44.271	P 29.777	38.581	35.913	231.7	10:33:42.526	3		1:34.333	29.109	37.672	27.552	229.7	10:33:10.887
4		7:32.923	6:24.882	39.499	28.542	164.8	10:41:15.449	4		1:33.901	28.981	37.485	27.435	230.7	10:34:44.788
5		1:37.297	29.913	38.954	28.430	230.2	10:42:52.746	5		1:42.094	P 28.974	37.891	35.229	230.7	10:36:26.882
6		1:37.253	29.698	38.706	28.849	230.2	10:44:29.999	6		8:28.704	7:19.173	40.772	28.759	159.5	10:44:55.586
7		1:37.234	29.627	39.033	28.574	230.7	10:46:07.233	7		1:36.177	30.290	38.356	27.531	217.3	10:46:31.763
8		1:36.772	29.797	38.666	28.309	230.7	10:47:44.005	8		1:33.862	28.996	37.472	27.394	230.7	10:48:05.625
9		1:36.550	29.545	38.635	28.370	232.7	10:49:20.555	9		1:33.590	28.839	37.370	27.381	231.7	10:49:39.215
10		1:44.965	P 29.532	38.998	36.435	232.7	10:51:05.520	10		1:43.882	P 29.007	38.069	36.806	231.7	10:51:23.097
11		6:22.162	5:10.039	42.334	29.789	162.1	10:57:27.682	11		6:22.878	5:17.086	38.206	27.586	168.4	10:57:45.975
12		1:37.532	30.309	38.858	28.365	225.4	10:59:05.214	12		1:36.646	28.829	39.630	28.187	231.7	10:59:22.621
13		1:35.564	29.394	38.107	28.063	231.7	11:00:40.778	13		1:33.447	28.800	37.333	27.314	231.7	11:00:56.068
14		1:36.118	29.400	38.091	28.627	232.2	11:02:16.896	14		1:33.522	28.812	37.370	27.340	231.7	11:02:29.590
15		1:36.466	29.553	38.323	28.590	230.2	11:03:53.362	15		1:39.721	P 28.872	37.362	33.487	231.7	11:04:09.311
16		1:36.397	29.605	38.215	28.577	232.2	11:05:29.759	16		4:21.759	3:16.736	37.476	27.547	132.8	11:08:31.070
17		1:35.871	29.344	38.106	28.421	232.2	11:07:05.630	17		1:42.960	P 28.764	37.327	36.869	233.2	11:10:14.030
18		1:36.151	29.518	38.293	28.340	231.7	11:08:41.781								
19		1:47.117	P 29.220	38.336	39.561	234.2	11:10:28.898								





Circuit de Barcelona
Euroformula Open
Free Practice - 1
Lap Analysis



19

Noel Leon

Dallara F320 Spiess **73**

Cian Shields

Dallara F320 Spiess

Team Motopark

Team Motopark

Lap	D	Time	Sector 1	Sector 2	Sector 3	T. Spd	Elapsed	Lap	D	Time	Sector 1	Sector 2	Sector 3	T. Spd	Elapsed
1		10:30:21.628 P	10:28:53.301	44.035	44.292	149.5	10:30:21.628	1		10:30:13.701 P	10:28:49.725	42.088	41.888	154.9	10:30:13.701
2		2:18.085	1:11.870	38.513	27.702	164.6	10:32:39.713	2		2:16.596	1:09.531	38.627	28.438	168.2	10:32:30.297
3		1:34.372	29.253	37.674	27.445	229.2	10:34:14.085	3		1:42.742 P	29.525	38.016	35.201	228.8	10:34:13.039
4		1:34.257	29.023	37.758	27.476	228.8	10:35:48.342	4		2:08.957	59.477	40.456	29.024	168.2	10:36:21.996
5		1:34.051	29.032	37.582	27.437	230.2	10:37:22.393	5		1:34.322	29.223	37.488	27.611	228.8	10:37:56.318
6		1:44.041	28.965	45.143	29.933	231.2	10:39:06.434	6		1:46.574 P	30.779	39.888	35.907	229.7	10:39:42.892
7		1:41.904 P	29.772	38.008	34.124	229.2	10:40:48.338	7		6:27.789	5:10.763	45.173	31.853	165.6	10:46:10.681
8		8:07.517	6:55.923	42.086	29.508	150.8	10:48:55.855	8		1:44.053	34.073	41.173	28.807	185.8	10:47:54.734
9		1:41.423	31.879	40.873	28.671	197.4	10:50:37.278	9		1:33.426	28.956	37.322	27.148	231.2	10:49:28.160
10		1:34.855	29.236	37.470	28.149	229.2	10:52:12.133	10		1:35.268	28.864	37.238	29.166	233.2	10:51:03.428
11		1:33.620	29.011	37.365	27.244	229.2	10:53:45.753	11		1:33.414	28.777	37.291	27.346	233.7	10:52:36.842
12		1:33.444	28.922	37.281	27.241	231.2	10:55:19.197	12		1:42.233 P	28.829	37.310	36.094	232.7	10:54:19.075
13		1:42.355 P	28.936	37.463	35.956	231.2	10:57:01.552	13		8:51.925	7:40.912	41.520	29.493	166.4	11:03:11.000
14		6:30.042	5:17.093	43.178	29.771	164.6	11:03:31.594	14		1:37.406	30.991	38.583	27.832	180.9	11:04:48.406
15		1:36.523	30.104	38.862	27.557	225.4	11:05:08.117	15		1:33.122	29.063	37.078	26.981	228.8	11:06:21.528
16		1:33.459	28.992	37.313	27.154	229.7	11:06:41.576	16		1:33.085	28.680	37.035	27.370	231.7	11:07:54.613
17		1:33.215	28.776	37.226	27.213	231.2	11:08:14.791	17		1:33.274	28.952	37.057	27.265	231.2	11:09:27.887
18		1:43.924 P	28.770	37.441	37.713	231.7	11:09:58.715	18		1:52.029 P	32.101	40.357	39.571	233.2	11:11:19.916

26

Jakob Bergmeister

Dallara F320 Spiess **84**

Francesco Simonazzi

Dallara F320 Spiess

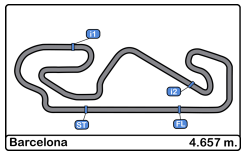
Rookie

CryptoTower Racing Team

BVM Racing

Lap	D	Time	Sector 1	Sector 2	Sector 3	T. Spd	Elapsed	Lap	D	Time	Sector 1	Sector 2	Sector 3	T. Spd	Elapsed
1		10:30:30.182 P	10:28:54.759	44.786	50.637	157.8	10:30:30.182	1		10:29:58.913	10:28:44.809	44.149	29.955	152.1	10:29:58.913
2		2:26.051	1:15.297	42.165	28.589	166.4	10:32:56.233	2		1:51.115 P	30.191	40.367	40.557	222.6	10:31:50.028
3		1:47.107 P	29.995	38.532	38.580	224.0	10:34:43.340	3		2:31.866 P	1:13.343	38.227	40.296	165.6	10:34:21.894
4		2:13.461	1:07.136	38.664	27.661	166.9	10:36:56.801	4		2:18.390	1:12.567	38.014	27.809	166.1	10:36:40.284
5		1:34.797	29.237	37.938	27.622	230.2	10:38:31.598	5		1:34.182	28.961	37.716	27.505	231.7	10:38:14.466
6		1:34.450	29.079	37.885	27.486	230.7	10:40:06.048	6		1:34.594	29.056	37.817	27.721	231.7	10:39:49.060
7		1:44.156 P	29.145	38.430	36.581	229.7	10:41:50.204	7		1:36.603	28.980	39.748	27.875	231.7	10:41:25.663
8		5:38.813	4:26.727	42.176	29.910	133.1	10:47:29.017	8		4:34.584	28.885	37.781	27.918	233.7	10:43:00.247
9		1:38.163	31.092	39.256	27.815	219.5	10:49:07.180	9		1:40.650 P	28.963	37.704	33.983	232.2	10:44:40.897
10		1:35.154	29.217	37.520	28.417	229.7	10:50:42.334	10		5:48.683	4:37.635	41.745	29.303	141.9	10:50:29.580
11		1:48.985 P	29.562	37.801	41.622	229.7	10:52:31.319	11		1:36.072	29.656	38.233	28.183	229.7	10:52:05.652
12		11:16.660	10:05.397	41.236	30.027	157.6	11:03:47.979	12		1:34.053	28.932	37.712	27.409	232.2	10:53:39.705
13		1:36.564	30.786	38.389	27.389	217.3	11:05:24.543	13		1:33.834	28.805	37.396	27.633	232.7	10:55:13.539
14		1:33.629	29.146	37.346	27.137	229.2	11:06:58.172	14		4:40.635 P	28.869	37.955	33.811	232.7	10:56:54.174
15		1:33.929	29.002	37.395	27.532	230.7	11:08:32.101	15		4:57.200	3:47.606	40.412	29.182	171.9	11:01:51.374
16		1:47.735 P	29.208	38.053	40.474	234.7	11:10:19.836	16		1:35.829	29.328	38.584	27.917	230.2	11:03:27.203
17								17		1:34.691	28.887	37.493	28.311	231.7	11:05:01.894
18								18		1:33.438	28.782	37.369	27.287	231.7	11:06:35.332
19								19		1:33.097	28.645	37.176	27.276	232.2	11:08:08.429
20								20		1:39.906 P	28.765	37.140	34.001	233.2	11:09:48.335



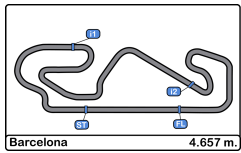


Circuit de Barcelona
Euroformula Open
Free Practice - 1
Best Sectors Results



Sector - 1			Sector - 2			Sector - 3			Ideal Lap vs Best Lap						
Clas	Nº	Driver	Time	Nº	Driver	Time	Nº	Driver	Time	Clas	Nº	Driver	Ideal Lap	Best Lap	Clas
1	84	Francesco Simonazzi	28.645	73	Cian Shields	37.035	73	Cian Shields	26.981	1	73	Cian Shields	1:32.696	1:33.085	1
2	73	Cian Shields	28.680	84	Francesco Simonazzi	37.140	26	Jakob Bergmeister	27.137	2	84	Francesco Simonazzi	1:33.061	1:33.097	2
3	15	Enzo Trulli	28.764	19	Noel Leon	37.226	19	Noel Leon	27.154	3	19	Noel Leon	1:33.150	1:33.215	3
4	19	Noel Leon	28.770	5	Charlie Wurz	37.227	5	Charlie Wurz	27.165	4	5	Charlie Wurz	1:33.257	1:33.257	4
5	5	Charlie Wurz	28.865	11	Levente Révész	37.306	11	Levente Révész	27.237	5	15	Enzo Trulli	1:33.405	1:33.447	5
6	11	Levente Révész	28.950	15	Enzo Trulli	37.327	84	Francesco Simonazzi	27.276	6	26	Jakob Bergmeister	1:33.485	1:33.629	7
7	26	Jakob Bergmeister	29.002	26	Jakob Bergmeister	37.346	15	Enzo Trulli	27.314	7	11	Levente Révész	1:33.493	1:33.536	6
8	7	Vladimir Netusil	29.220	7	Vladimir Netusil	38.091	7	Vladimir Netusil	28.063	8	7	Vladimir Netusil	1:35.374	1:35.564	8



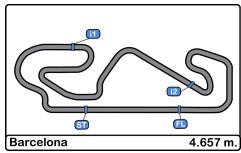


Circuit de Barcelona
Euroformula Open
Free Practice - 1
Best 5 Lap Times



Cls	N°	Driver	Nat	Cat	Cls	Team	Nat	Vehicle	Best 1		Best 2		Best 3		Best 4		Best 5	
									Time	Lap	Time	Lap	Time	Lap	Time	Lap	Time	Lap
1	73	Cian Shields		OSR		Team Motopark		Dallara F320 Spiess	1:33.085	16	1:33.122	15	1:33.274	17	1:33.414	11	1:33.426	9
2	84	Francesco Simonazzi		ITA		BVM Racing		Dallara F320 Spiess	1:33.097	19	1:33.438	18	1:33.834	13	1:34.053	12	1:34.182	5
3	19	Noel Leon		MEX		Team Motopark		Dallara F320 Spiess	1:33.215	17	1:33.444	12	1:33.459	16	1:33.620	11	1:34.051	5
4	5	Charlie Wurz		AUT		CryptoTower Racing		Dallara F320 Spiess	1:33.257	17	1:33.612	12	1:33.744	16	1:34.020	5	1:34.081	7
5	15	Enzo Trulli		ITA		CryptoTower Racing		Dallara F320 Spiess	1:33.447	13	1:33.522	14	1:33.590	9	1:33.862	8	1:33.901	4
6	11	Levente Révész		HUN		Team Motopark		Dallara F320 Spiess	1:33.536	15	1:33.753	17	1:33.890	11	1:34.128	6	1:34.149	10
7	26	Jakob Bergmeister		GER	R 1	CryptoTower Racing		Dallara F320 Spiess	1:33.629	14	1:33.929	15	1:34.450	6	1:34.797	5	1:35.154	10
8	7	Vladimir Netusil		CZE	GC 1	Effective Racing		Dallara F320 HWA	1:35.564	13	1:35.871	17	1:36.118	14	1:36.151	18	1:36.397	16



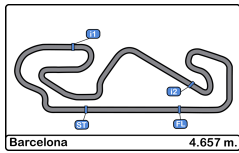


Circuit de Barcelona
Euroformula Open
Free Practice - 1
Best 5 Top Speeds



Clas	Nº	Driver	Nat	Cat	Cls	Team	Nat	Vehicle	Top 1		Top 2		Top 3		Top 4		Top 5		Avg	
									Km/h	Lap	Km/h	Lap	Km/h	Lap	Km/h	Lap	Km/h	Lap		
1	26	Jakob Bergmeister		DEU	R	1	CryptoTower Racing Team		Dallara F320 Spiess	234.7	16	230.7	6	230.7	15	230.2	5	229.7	7	231.2
2	7	Vladimir Netusil		CZE	GC	1	Effective Racing		Dallara F320 HWA	234.2	19	232.7	9	232.7	10	232.2	14	232.2	16	232.8
3	73	Cian Shields		GBR			Team Motopark		Dallara F320 Spiess	233.7	11	233.2	10	233.2	18	232.7	12	231.7	16	232.9
4	84	Francesco Simonazzi		ITA			BVM Racing		Dallara F320 Spiess	233.7	8	233.2	20	232.7	13	232.7	14	232.2	9	232.9
5	15	Enzo Trulli		ITA			CryptoTower Racing Team		Dallara F320 Spiess	233.2	17	231.7	9	231.7	10	231.7	12	231.7	13	232.0
6	11	Levente Révész		HUN			Team Motopark		Dallara F320 Spiess	232.2	11	231.2	12	231.2	15	231.2	18	230.7	5	231.3
7	5	Charlie Wurz		AUT			CryptoTower Racing Team		Dallara F320 Spiess	231.7	6	231.2	12	231.2	13	230.7	5	230.7	7	231.1
8	19	Noel Leon		MEX			Team Motopark		Dallara F320 Spiess	231.7	18	231.2	6	231.2	12	231.2	13	231.2	17	231.3



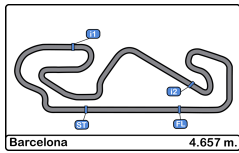


Circuit de Barcelona
Euroformula Open
Free Practice - 1
Fastest Laps Sequence



Lap	Time of Day	Session Time	Nº Driver	Nat	Cat	Team	Nat	Vehicle	Time	Km/h
2	10:31:36.554	3:36.554	15 Enzo Trulli		ITA	CryptoTower Racing Team		Dallara F320 Spiess	1:38.875	169.5
2	10:31:58.255	3:58.255	7 Vladimir Netusil		CZE	GC Effective Racing		Dallara F320 HWA	1:37.869	171.3
3	10:33:10.887	5:10.887	15 Enzo Trulli		ITA	CryptoTower Racing Team		Dallara F320 Spiess	1:34.333	177.7
4	10:34:44.788	6:44.788	15 Enzo Trulli		ITA	CryptoTower Racing Team		Dallara F320 Spiess	1:33.901	178.5
8	10:48:05.625	20:05.625	15 Enzo Trulli		ITA	CryptoTower Racing Team		Dallara F320 Spiess	1:33.862	178.6
9	10:49:28.160	21:28.160	73 Cian Shields		GBR	Team Motopark		Dallara F320 Spiess	1:33.426	179.4
11	10:52:36.842	24:36.842	73 Cian Shields		GBR	Team Motopark		Dallara F320 Spiess	1:33.414	179.4
17	11:04:32.236	36:32.236	5 Charlie Wurz		AUT	CryptoTower Racing Team		Dallara F320 Spiess	1:33.257	179.7
15	11:06:21.528	38:21.528	73 Cian Shields		GBR	Team Motopark		Dallara F320 Spiess	1:33.122	180.0
16	11:07:54.613	39:54.613	73 Cian Shields		GBR	Team Motopark		Dallara F320 Spiess	1:33.085	180.1





Circuito de Barcelona

Euroformula Open

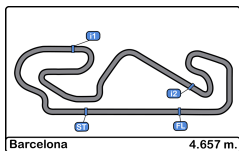
Free Practice - 1

Event Best Maximum Speed



Nº	Driver	Nat	Cat	Clas	Team	Nat	Vehicle	Km/h	Session	
7	Vladimir Netusil		CZE	GC	1	Effective Racing		Dallara F320 HWA	235.8	Private test - 2
26	Jakob Bergmeister		DEU	R	1	CryptoTower Racing Team		Dallara F320 Spiess	234.7	Free Practice - 1
84	Francesco Simonazzi		ITA			BVM Racing		Dallara F320 Spiess	234.2	Private test - 1
5	Charlie Wurz		AUT			CryptoTower Racing Team		Dallara F320 Spiess	234.2	Private test - 1
15	Enzo Trulli		ITA			CryptoTower Racing Team		Dallara F320 Spiess	234.2	Private test - 1
19	Noel Leon		MEX			Team Motopark		Dallara F320 Spiess	234.2	Private test - 2
11	Levente Révész		HUN			Team Motopark		Dallara F320 Spiess	233.7	Private test - 2
73	Cian Shields		GBR			Team Motopark		Dallara F320 Spiess	233.7	Free Practice - 1





Circuit de Barcelona
Euroformula Open
Free Practice - 1
Pit Stop Analysis



5 Charlie Wurz Dallara F320 Spiess

CryptoTower Racing Team

Nº	In Day Time	In Time	Out Time	Pit Time	T. Pit Time	Handicap	Diff.
1	10:30:04.619	10:30:04.619	10:30:30.424	25.805	25.805		
2	10:41:54.531	10:41:54.531	10:46:20.718	4:26.187	4:51.992		
3	10:54:39.612	10:54:39.612	10:57:54.751	3:15.139	8:07.131		
4	11:06:07.614	11:06:07.614	11:06:32.146	24.532	8:31.663		

7 Vladimir Netusil Dallara F320 HWA

GC Effective Racing

Nº	In Day Time	In Time	Out Time	Pit Time	T. Pit Time	Handicap	Diff.
1	10:33:38.418	10:33:38.418	10:39:24.848	5:46.430	5:46.430		
2	10:51:01.476	10:51:01.476	10:55:41.303	4:39.827	10:26.257		

11 Levente Révész Dallara F320 Spiess

Team Motopark

Nº	In Day Time	In Time	Out Time	Pit Time	T. Pit Time	Handicap	Diff.
1	10:40:16.267	10:40:16.267	10:46:03.043	5:46.776	5:46.776		
2	10:54:14.554	10:54:14.554	10:59:12.255	4:57.701	10:44.477		

15 Enzo Trulli Dallara F320 Spiess

CryptoTower Racing Team

Nº	In Day Time	In Time	Out Time	Pit Time	T. Pit Time	Handicap	Diff.
1	10:36:22.477	10:36:22.477	10:43:12.197	6:49.720	6:49.720		
2	10:51:18.507	10:51:18.507	10:56:00.533	4:42.026	11:31.746		
3	11:04:05.141	11:04:05.141	11:06:45.030	2:39.889	14:11.635		

19 Noel Leon Dallara F320 Spiess

Team Motopark

Nº	In Day Time	In Time	Out Time	Pit Time	T. Pit Time	Handicap	Diff.
1	10:30:14.797	10:30:14.797	10:30:50.127	35.330	35.330		
2	10:40:43.772	10:40:43.772	10:47:08.363	6:24.591	6:59.921		
3	10:56:56.820	10:56:56.820	11:01:45.355	4:48.535	11:48.456		

26 Jakob Bergmeister Dallara F320 Spiess

Rookie CryptoTower Racing Team

Nº	In Day Time	In Time	Out Time	Pit Time	T. Pit Time	Handicap	Diff.
1	10:30:24.361	10:30:24.361	10:30:59.531	35.170	35.170		
2	10:34:38.400	10:34:38.400	10:35:07.923	29.523	1:04.693		
3	10:41:45.840	10:41:45.840	10:45:39.890	3:54.050	4:58.743		
4	10:52:27.044	10:52:27.044	11:02:03.406	9:36.362	14:35.105		

73 Cian Shields Dallara F320 Spiess

Team Motopark

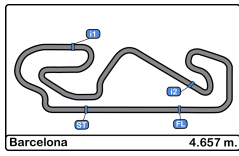
Nº	In Day Time	In Time	Out Time	Pit Time	T. Pit Time	Handicap	Diff.
1	10:30:08.844	10:30:08.844	10:30:42.179	33.335	33.335		
2	10:34:09.095	10:34:09.095	10:34:31.687	22.592	55.927		
3	10:39:38.683	10:39:38.683	10:44:18.275	4:39.592	5:35.519		
4	10:54:15.146	10:54:15.146	11:01:26.299	7:11.153	12:46.672		

84 Francesco Simonazzi Dallara F320 Spiess

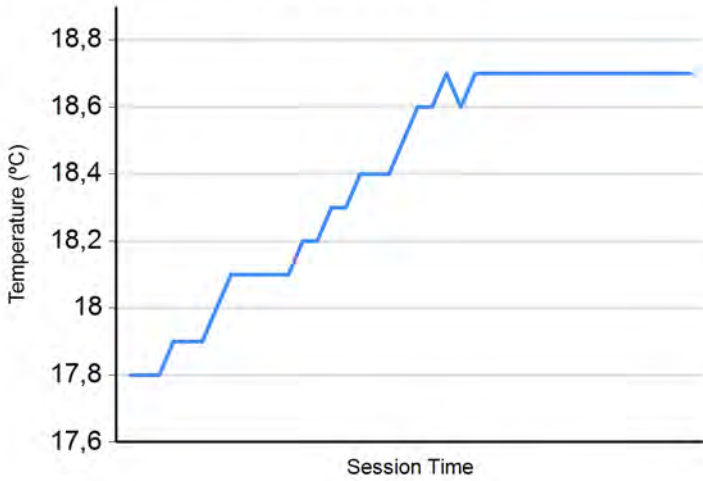
BVM Racing

Nº	In Day Time	In Time	Out Time	Pit Time	T. Pit Time	Handicap	Diff.
1	10:31:45.361	10:31:45.361	10:32:12.390	27.029	27.029		
2	10:34:17.317	10:34:17.317	10:34:48.992	31.675	58.704		
3	10:44:36.726	10:44:36.726	10:48:42.623	4:05.897	5:04.601		
4	10:56:50.114	10:56:50.114	11:00:10.534	3:20.420	8:25.021		

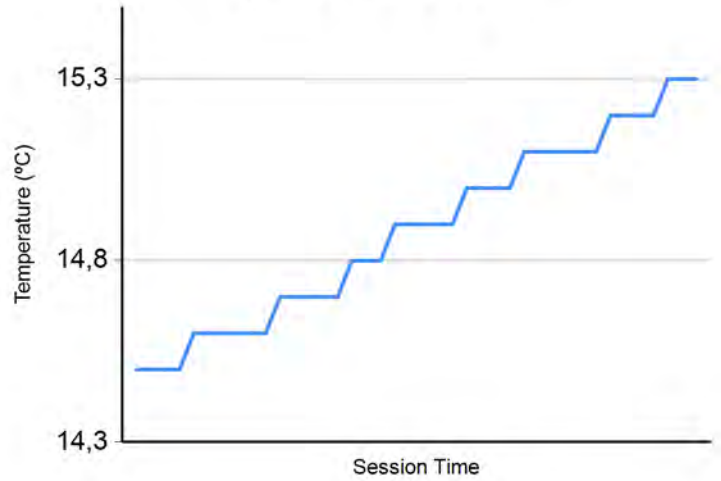




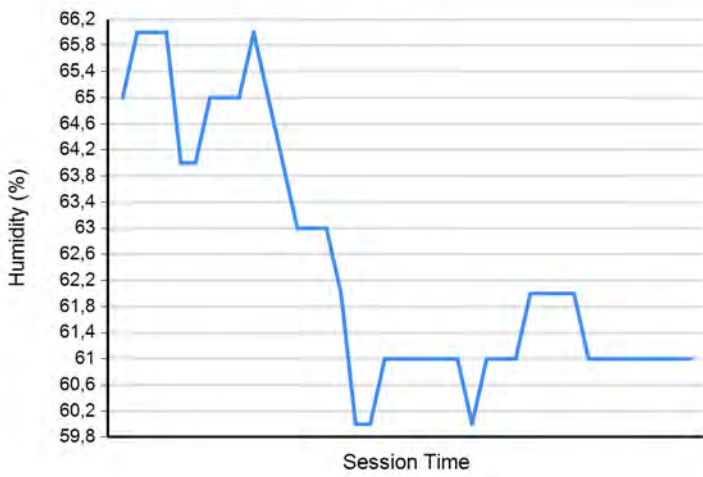
Air Temperature



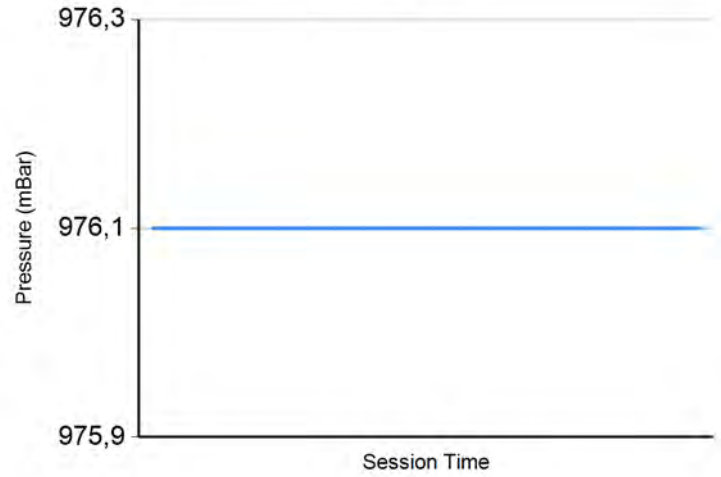
Track Temperature



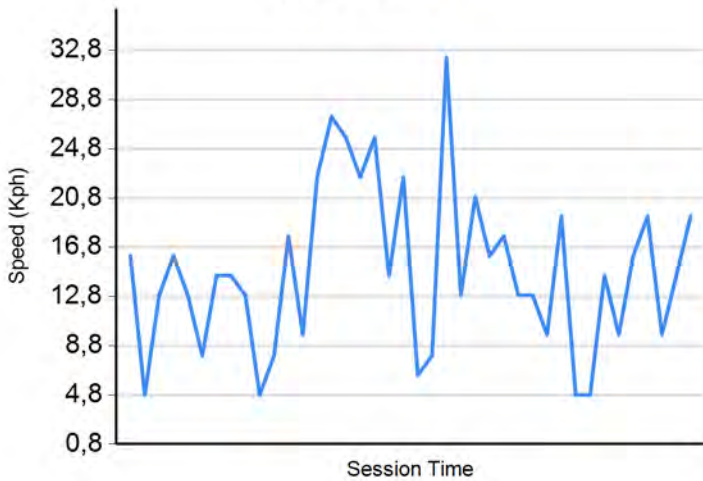
Humidity



Pressure

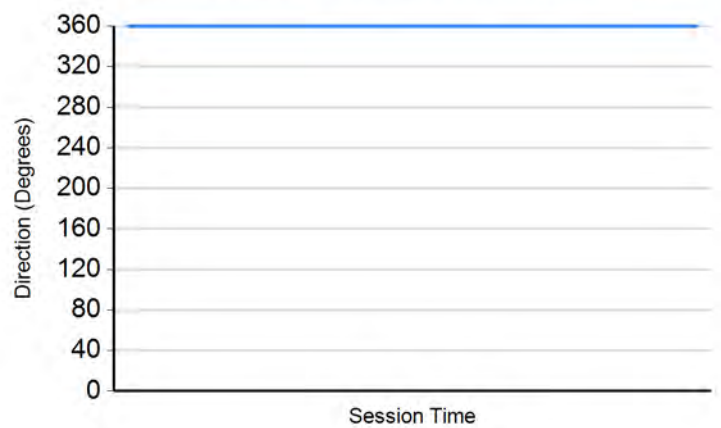


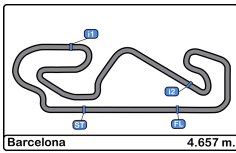
Wind Speed



Wind direction

North = 0°/360° Est = 90° South = 180° West = 270°





Circuit de Barcelona
Euroformula Open
Free Practice - 2
Provisional Results



Clas	Nº	Driver	Nat	Cat	Clas	Team	Nat	Vehicle	Laps	Best	Time	Gap	Interval	Km/h
1	19	Noel Leon	MEX			Team Motopark	DEU	Dallara F320 Spiess	19	17	1:33.012			180.2
2	5	Charlie Wurz	AUT			CryptoTower Racing Team	JPN	Dallara F320 Spiess	21	13	1:33.116	0.104	0.104	180.0
3	73	Cian Shields	GBR			Team Motopark	DEU	Dallara F320 Spiess	17	15	1:33.246	0.234	0.130	179.7
4	15	Enzo Trulli	ITA			CryptoTower Racing Team	JPN	Dallara F320 Spiess	17	16	1:33.289	0.277	0.043	179.7
5	11	Levente Révész	HUN			Team Motopark	DEU	Dallara F320 Spiess	19	10	1:33.591	0.579	0.302	179.1
6	26	Jakob Bergmeister	DEU	R	1	CryptoTower Racing Team	JPN	Dallara F320 Spiess	19	14	1:33.597	0.585	0.006	179.1
7	84	Francesco Simonazzi	ITA			BVM Racing	ITA	Dallara F320 Spiess	21	13	1:33.831	0.819	0.234	178.6
8	7	Vladimir Netusil	CZE	GC	1	Effective Racing	CZE	Dallara F320 HWA	16	15	1:35.330	2.318	1.499	175.8

Published at:.....

Track Temp: 26.9 °C Air Temp: 22.4 °C Humidity: 52 % Track Status: DRY

Race Director:

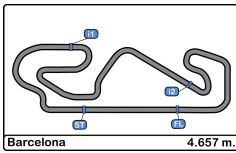
Xavier Boné

DC-0773-ESP/CAT

Timekeeper:

Luis Garcia
 JOB-1605-ESP/M





Circuit de Barcelona
Euroformula Open
Free Practice - 2
Provisional Results by Category



Rookie														
Clas	Nº	Driver	Nat	Cat	Clas	Team	Nat	Vehicle	Laps	Best	Time	Gap	Interval	Km/h
1	26	Jakob Bergmeister		R	1	CryptoTower Racing Team		Dallara F320 Spiess	19	14	1:33.597			179.1

GC														
Clas	Nº	Driver	Nat	Cat	Clas	Team	Nat	Vehicle	Laps	Best	Time	Gap	Interval	Km/h
1	7	Vladimir Netusil		GC	1	Effective Racing		Dallara F320 HWA	16	15	1:35.330			175.8

Clas	Nº	Driver	Nat	Cat	Clas	Team	Nat	Vehicle	Laps	Best	Time	Gap	Interval	Km/h
1	19	Noel Leon				Team Motopark		Dallara F320 Spiess	19	17	1:33.012			180.2
2	5	Charlie Wurz				CryptoTower Racing Team		Dallara F320 Spiess	21	13	1:33.116	0.104	0.104	180.0
3	73	Cian Shields				Team Motopark		Dallara F320 Spiess	17	15	1:33.246	0.234	0.130	179.7
4	15	Enzo Trulli				CryptoTower Racing Team		Dallara F320 Spiess	17	16	1:33.289	0.277	0.043	179.7
5	11	Levente Révész				Team Motopark		Dallara F320 Spiess	19	10	1:33.591	0.579	0.302	179.1
6	84	Francesco Simonazzi				BVM Racing		Dallara F320 Spiess	21	13	1:33.831	0.819	0.240	178.6

Published at:.....

Track Temp: 26.9 °C Air Temp: 22.4 °C Humidity: 52 % Track Status: DRY

Race Director:

Xavier Boné

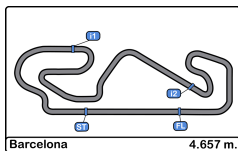
DC-0773-ESP/CAT

Timekeeper:

Luis Garcia

JOB-1605-ESP/M





Circuit de Barcelona
Euroformula Open
Free Practice - 2
Lap Analysis



5 Charlie Wurz Dallara F320 Spiess **11** Levente Révész Dallara F320 Spiess

CryptoTower Racing Team

Team Motopark

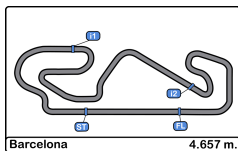
Lap	D	Time	Sector 1	Sector 2	Sector 3	T. Spd	Elapsed	Lap	D	Time	Sector 1	Sector 2	Sector 3	T. Spd	Elapsed
1		15:46:10.244	15:44:53.520	44.198	32.526	151.6	15:46:10.244	1		15:46:37.841	15:45:25.403	42.227	30.211	165.8	15:46:37.841
2		1:44.499	32.701	42.463	29.335	214.2	15:47:54.743	2		1:38.613	30.787	39.471	28.355	220.8	15:48:16.454
3		1:34.850	29.391	37.932	27.527	227.3	15:49:29.593	3		1:34.748	29.255	37.896	27.597	227.3	15:49:51.202
4		1:34.242	29.212	37.712	27.318	228.8	15:51:03.835	4		1:34.156	29.129	37.671	27.356	228.3	15:51:25.358
5		1:34.197	29.087	37.726	27.384	229.2	15:52:38.032	5		1:45.022 P	28.975	40.387	35.660	230.2	15:53:10.380
6		1:33.869	28.996	37.701	27.172	231.2	15:54:11.901	6		3:54.449 P	2:40.351	37.859	36.239	168.2	15:57:04.829
7		1:33.679	28.895	37.522	27.262	231.7	15:55:45.580	7		5:57.480	4:44.417	42.301	30.762	163.6	16:03:02.309
8		1:34.914	28.876	37.663	28.375	233.2	15:57:20.494	8		1:39.527	30.635	40.495	28.397	221.7	16:04:41.836
9		1:40.792 P	29.710	37.811	33.271	229.2	15:59:01.286	9		1:33.942	29.051	37.557	27.334	230.7	16:06:15.778
10		6:46.433	5:29.800	44.727	31.906	138.6	16:05:47.719	10		1:33.591	28.863	37.553	27.175	232.2	16:07:49.369
11		1:44.817	33.281	41.533	30.003	214.7	16:07:32.536	11		1:33.895	28.866	37.534	27.495	231.7	16:09:23.264
12		1:33.537	29.044	37.410	27.083	229.2	16:09:06.073	12		1:34.214	28.985	37.946	27.283	234.2	16:10:57.478
13		1:33.116	28.782	37.288	27.046	231.7	16:10:39.189	13		1:33.841	28.934	37.614	27.293	231.7	16:12:31.319
14		1:33.500	28.836	37.455	27.209	233.2	16:12:12.689	14		1:33.623	28.931	37.528	27.164	231.2	16:14:04.942
15		1:33.811	28.874	37.550	27.387	232.7	16:13:46.500	15		1:33.789	28.933	37.551	27.305	230.7	16:15:38.731
16		1:39.403 P	28.917	37.581	32.905	231.2	16:15:25.903	16		1:33.962	28.936	37.608	27.418	231.2	16:17:12.693
17		4:28.846 P	3:17.771	38.590	32.485	164.6	16:19:54.749	17		1:34.054	29.050	37.559	27.445	229.7	16:18:46.747
18		2:09.580	1:03.251	38.294	28.035	167.1	16:22:04.329	18		1:33.732	28.890	37.563	27.279	231.2	16:20:20.479
19		1:33.740	28.812	37.547	27.381	230.7	16:23:38.069	19		1:47.581 P	29.048	38.859	39.674	231.2	16:22:08.060
20		1:33.589	28.896	37.351	27.342	232.2	16:25:11.658								
21		1:41.965 P	28.800	37.698	35.467	231.7	16:26:53.623								

15 Enzo Trulli Dallara F320 Spiess

CryptoTower Racing Team

Lap	D	Time	Sector 1	Sector 2	Sector 3	T. Spd	Elapsed	Lap	D	Time	Sector 1	Sector 2	Sector 3	T. Spd	Elapsed
1		15:45:57.826	15:44:46.681	41.637	29.508	165.3	15:45:57.826	1		15:45:57.826	15:44:46.681	41.637	29.508	165.3	15:45:57.826
2		1:39.425	31.504	39.841	28.080	202.2	15:47:37.251	2		1:39.425	31.504	39.841	28.080	202.2	15:47:37.251
3		1:34.949	29.335	37.915	27.699	225.9	15:49:12.200	3		1:34.949	29.335	37.915	27.699	225.9	15:49:12.200
4		1:34.612	29.191	37.804	27.617	229.7	15:50:46.812	4		1:34.612	29.191	37.804	27.617	229.7	15:50:46.812
5		1:45.779 P	30.029	39.325	36.425	230.7	15:49:47.679	5		1:34.577	29.121	37.783	27.673	229.7	15:52:21.389
6		9:58.288	8:46.701	42.056	29.531	153.1	15:59:45.967	6		1:34.256	28.977	37.708	27.571	231.7	15:53:55.645
7		1:37.423	30.195	38.859	28.369	232.7	16:01:23.390	7		1:41.547 P	28.963	37.728	34.856	232.2	15:55:37.192
8		1:36.353	29.559	38.482	28.312	233.2	16:02:59.743	8		6:57.479	5:51.268	38.398	27.813	155.6	16:02:34.671
9		1:35.809	29.364	38.258	28.187	234.2	16:04:35.552	9		1:34.125	28.986	37.566	27.573	230.2	16:04:08.796
10		1:35.643	29.175	38.257	28.211	236.3	16:06:11.195	10		1:40.752 P	29.015	37.729	34.008	234.2	16:05:49.548
11		1:35.621	29.180	38.155	28.286	234.2	16:07:46.816	11		9:33.095	8:20.353	41.562	31.180	140.4	16:15:22.643
12		1:35.476	29.161	38.043	28.272	232.7	16:09:22.292	12		1:37.469	31.425	38.436	27.608	220.8	16:17:00.112
13		1:46.012 P	29.255	39.650	37.107	233.7	16:11:08.304	13		1:33.462	28.852	37.421	27.189	230.7	16:18:33.574
14		6:24.777	5:17.312	39.125	28.340	169.5	16:17:33.081	14		1:41.162	28.802	44.760	27.600	231.7	16:20:14.736
15		1:35.968	29.755	38.085	28.128	231.7	16:19:09.049	15		1:33.465	28.867	37.361	27.237	231.2	16:21:48.201
16		1:35.630	29.103	38.111	28.416	234.2	16:20:44.679	16		1:33.289	28.802	37.286	27.201	232.2	16:23:21.490
17		1:35.330	29.272	38.045	28.013	231.7	16:22:20.009	17		1:41.363 P	28.778	37.339	35.246	232.2	16:25:02.853
16		1:35.355	29.214	38.112	28.029	232.7	16:23:55.364								
17		29.078	38.428	234.7											





Circuit de Barcelona
Euroformula Open
Free Practice - 2
Lap Analysis



19

Noel Leon

Dallara F320 Spiess **73**

Cian Shields

Dallara F320 Spiess

Team Motopark

Team Motopark

Lap	D	Time	Sector 1	Sector 2	Sector 3	T. Spd	Elapsed	Lap	D	Time	Sector 1	Sector 2	Sector 3	T. Spd	Elapsed
1		15:46:32.729	15:45:22.981	41.124	28.624	148.3	15:46:32.729	1		15:46:22.245 P	15:45:03.952	42.348	35.945	173.3	15:46:22.245
2		1:35.906	30.101	38.271	27.534	221.7	15:48:08.635	2		2:12.148	1:00.942	42.612	28.594	168.2	15:48:34.393
3		1:34.461	29.148	37.851	27.462	229.2	15:49:43.096	3		1:34.369	29.322	37.578	27.469	227.8	15:50:08.762
4		1:34.229	29.105	37.823	27.301	229.2	15:51:17.325	4		1:34.122	29.096	37.585	27.441	229.7	15:51:42.884
5		1:52.059	34.943	49.125	27.991	194.5	15:53:09.384	5		1:43.631 P	29.113	38.017	36.501	230.7	15:53:26.515
6		1:33.845	28.951	37.582	27.312	230.2	15:54:43.229	6		7:14.048	6:00.540	42.571	30.937	118.5	16:00:40.563
7		1:33.756	28.888	37.628	27.240	231.2	15:56:16.985	7		1:41.325	32.443	40.408	28.474	165.6	16:02:21.888
8		1:33.658	28.824	37.603	27.231	232.2	15:57:50.643	8		1:34.029	29.076	37.529	27.424	229.7	16:03:55.917
9		1:45.062 P	29.007	37.848	38.207	234.2	15:59:35.705	9		1:33.814	28.938	37.493	27.383	232.7	16:05:29.731
10		9:09.796	8:00.181	40.298	29.317	159.0	16:08:45.501	10		1:49.363 P	31.614	40.990	36.759	232.7	16:07:19.094
11		1:35.983	30.241	38.298	27.444	224.5	16:10:21.484	11		9:36.109	8:19.825	44.223	32.061	162.4	16:16:55.203
12		1:33.516	28.977	37.342	27.197	230.2	16:11:55.000	12		1:42.159	33.778	39.832	28.549	202.6	16:18:37.362
13		1:35.696	28.853	39.045	27.798	231.7	16:13:30.696	13		1:33.370	28.940	37.212	27.218	229.7	16:20:10.732
14		1:39.300 P	28.860	37.425	33.015	230.2	16:15:09.996	14		1:33.307	28.911	37.177	27.219	231.2	16:21:44.039
15		4:06.577	2:56.829	40.245	29.503	157.4	16:19:16.573	15		1:33.246	28.798	37.267	27.181	231.7	16:23:17.285
16		1:35.522	29.580	38.564	27.378	226.4	16:20:52.095	16		1:33.372	28.745	37.244	27.383	232.2	16:24:50.657
17		1:33.012	28.710	37.247	27.055	231.2	16:22:25.107	17		1:51.766 P	32.764	40.957	38.045	233.7	16:26:42.423
18		1:33.437	29.118	37.173	27.146	231.2	16:23:58.544								
19		2:04.418 P	31.036	49.916	43.466	233.2	16:26:02.962								

84

Francesco Simonazzi

Dallara F320 Spiess

BVM Racing

26

Jakob Bergmeister

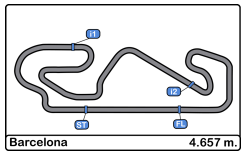
Dallara F320 Spiess

Rookie

CryptoTower Racing Team

Lap	D	Time	Sector 1	Sector 2	Sector 3	T. Spd	Elapsed	Lap	D	Time	Sector 1	Sector 2	Sector 3	T. Spd	Elapsed
1		15:46:02.523	15:44:45.371	46.161	30.991	134.1	15:46:02.523	1		15:46:02.523	15:44:45.371	46.161	30.991	134.1	15:46:02.523
2		1:47.391	34.907	42.745	29.739	191.4	15:47:49.914	2		1:47.391	34.907	42.745	29.739	191.4	15:47:49.914
3		1:43.892	32.770	42.148	28.974	199.2	15:49:33.806	3		1:43.892	32.770	42.148	28.974	199.2	15:49:33.806
4		1:42.174	31.847	41.423	28.904	199.2	15:51:15.980	4		1:42.174	31.847	41.423	28.904	199.2	15:51:15.980
5		2:01.475 P	33.397	45.187	42.891	172.5	15:53:17.455	5		2:01.475 P	33.397	45.187	42.891	172.5	15:53:17.455
6		2:14.382	1:03.769	39.256	31.357	166.4	15:55:31.837	6		2:14.382	1:03.769	39.256	31.357	166.4	15:55:31.837
7		1:34.323	28.832	37.769	27.722	233.2	15:57:06.160	7		1:34.323	28.832	37.769	27.722	233.2	15:57:06.160
8		1:36.292	29.701	38.366	28.225	232.7	15:58:42.452	8		1:36.292	29.701	38.366	28.225	232.7	15:58:42.452
9		1:41.012 P	29.201	38.010	33.801	233.7	16:00:23.464	9		1:41.012 P	29.201	38.010	33.801	233.7	16:00:23.464
10		5:27.805	4:16.665	41.992	29.148	160.2	16:05:51.269	10		5:27.805	4:16.665	41.992	29.148	160.2	16:05:51.269
11		1:35.997	29.709	38.232	28.056	231.7	16:07:27.266	11		1:35.997	29.709	38.232	28.056	231.7	16:07:27.266
12		1:33.918	28.832	37.648	27.438	233.2	16:09:01.184	12		1:33.918	28.832	37.648	27.438	233.2	16:09:01.184
13		1:33.784	29.020	37.421	27.343	231.2	16:12:01.999	13		1:33.831	28.800	37.621	27.410	233.7	16:10:35.015
14		1:33.656	28.946	37.503	27.207	231.7	16:13:35.655	14		1:33.924	28.853	37.648	27.423	234.7	16:12:08.939
15		1:33.886	28.959	37.556	27.371	231.7	16:15:09.541	15		1:46.435 P	28.766	42.904	34.765	234.2	16:13:55.374
16		1:33.597	28.912	37.496	27.189	231.7	16:16:43.138	16		4:23.835	3:13.264	41.685	28.886	167.4	16:18:19.209
17		1:33.614	28.827	37.542	27.245	231.2	16:18:16.752	17		1:37.856	29.449	38.180	30.227	230.7	16:19:57.065
18		1:36.173	28.839	37.614	29.720	231.7	16:19:52.925	18		1:34.269	28.836	37.619	27.814	232.2	16:21:31.334
19		1:33.795	28.866	37.455	27.474	232.2	16:21:26.720	19		1:34.261	28.744	37.881	27.636	235.2	16:23:05.595
20		1:37.368	28.818	40.867	27.683	231.7	16:23:04.088	20		1:34.396	28.774	37.870	27.752	234.7	16:24:39.991
21		1:50.339 P	28.929	40.160	41.250	231.2	16:24:54.427	21		1:41.828 P	28.968	37.740	35.120	234.2	16:26:21.819



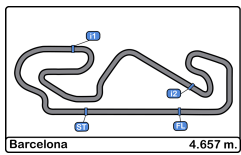


Circuit de Barcelona
Euroformula Open
Free Practice - 2
Best Sectors Results



Sector - 1			Sector - 2			Sector - 3			Ideal Lap vs Best Lap						
Clas	Nº	Driver	Time	Nº	Driver	Time	Nº	Driver	Time	Clas	Nº	Driver	Ideal Lap	Best Lap	Clas
1	19	Noel Leon	28.710	19	Noel Leon	37.173	5	Charlie Wurz	27.046	1	19	Noel Leon	1:32.938	1:33.012	1
2	84	Francesco Simonazzi	28.744	73	Cian Shields	37.177	19	Noel Leon	27.055	2	73	Cian Shields	1:33.103	1:33.246	3
3	73	Cian Shields	28.745	15	Enzo Trulli	37.286	11	Levente Révész	27.164	3	5	Charlie Wurz	1:33.116	1:33.116	2
4	15	Enzo Trulli	28.778	5	Charlie Wurz	37.288	73	Cian Shields	27.181	4	15	Enzo Trulli	1:33.253	1:33.289	4
5	5	Charlie Wurz	28.782	26	Jakob Bergmeister	37.421	15	Enzo Trulli	27.189	5	26	Jakob Bergmeister	1:33.428	1:33.597	6
6	26	Jakob Bergmeister	28.818	11	Levente Révész	37.528	26	Jakob Bergmeister	27.189	6	11	Levente Révész	1:33.555	1:33.591	5
7	11	Levente Révész	28.863	84	Francesco Simonazzi	37.619	84	Francesco Simonazzi	27.410	7	84	Francesco Simonazzi	1:33.773	1:33.831	7
8	7	Vladimir Netusil	29.078	7	Vladimir Netusil	38.043	7	Vladimir Netusil	28.013	8	7	Vladimir Netusil	1:35.134	1:35.330	8



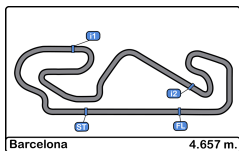


Circuit de Barcelona
Euroformula Open
Free Practice - 2
Best 5 Lap Times



Cls	Nº	Driver	Nat	Cat	Cls	Team	Nat	Vehicle	Best 1		Best 2		Best 3		Best 4		Best 5	
									Time	Lap	Time	Lap	Time	Lap	Time	Lap	Time	Lap
1	19	Noel Leon	MEX			Team Motopark	DEU	Dallara F320 Spiess	1:33.012	17	1:33.437	18	1:33.516	12	1:33.658	8	1:33.756	7
2	5	Charlie Wurz	AUT			CryptoTower Racing	JPN	Dallara F320 Spiess	1:33.116	13	1:33.500	14	1:33.537	12	1:33.589	20	1:33.679	7
3	73	Cian Shields	GBR			Team Motopark	DEU	Dallara F320 Spiess	1:33.246	15	1:33.307	14	1:33.370	13	1:33.372	16	1:33.814	9
4	15	Enzo Trulli	ITA			CryptoTower Racing	JPN	Dallara F320 Spiess	1:33.289	16	1:33.462	13	1:33.465	15	1:34.125	9	1:34.256	6
5	11	Levente Révész	HUN			Team Motopark	DEU	Dallara F320 Spiess	1:33.591	10	1:33.623	14	1:33.732	18	1:33.789	15	1:33.841	13
6	26	Jakob Bergmeister	DEU	R	1	CryptoTower Racing	JPN	Dallara F320 Spiess	1:33.597	14	1:33.614	15	1:33.656	12	1:33.784	11	1:33.795	17
7	84	Francesco Simonazzi	ITA			BVM Racing	ITA	Dallara F320 Spiess	1:33.831	13	1:33.918	12	1:33.924	14	1:34.261	19	1:34.269	18
8	7	Vladimir Netusil	CZE	GC	1	Effective Racing	CZE	Dallara F320 HWA	1:35.330	15	1:35.355	16	1:35.476	10	1:35.621	9	1:35.630	14



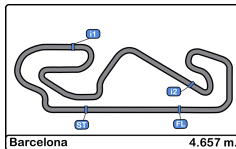


Circuito de Barcelona
Euroformula Open
Free Practice - 2
Best 5 Top Speeds



Clas	Nº	Driver	Nat	Cat	Cls	Team	Nat	Vehicle	Top 1		Top 2		Top 3		Top 4		Top 5		Avg
									Km/h	Lap	Km/h	Lap	Km/h	Lap	Km/h	Lap	Km/h	Lap	
1	7	Vladimir Netusil	CZE	GC	1	Effective Racing	CZE	Dallara F320 HWA	236.3	8	234.7	17	234.2	7	234.2	9	234.2	14	234.7
2	84	Francesco Simonazzi	ITA			BVM Racing	ITA	Dallara F320 Spiess	235.2	19	234.7	14	234.7	20	234.2	15	234.2	21	234.6
3	11	Levente Révész	HUN			Team Motopark	DEU	Dallara F320 Spiess	234.2	12	232.2	10	231.7	11	231.7	13	231.2	14	232.2
4	15	Enzo Trulli	ITA			CryptoTower Racing Team	SPN	Dallara F320 Spiess	234.2	10	232.2	7	232.2	16	232.2	17	231.7	6	232.5
5	19	Noel Leon	MEX			Team Motopark	DEU	Dallara F320 Spiess	234.2	9	233.2	19	232.2	8	231.7	13	231.2	7	232.5
6	73	Cian Shields	GBR			Team Motopark	DEU	Dallara F320 Spiess	233.7	17	232.7	9	232.7	10	232.2	16	231.7	15	232.6
7	5	Charlie Wurz	AUT			CryptoTower Racing Team	SPN	Dallara F320 Spiess	233.2	8	233.2	14	232.7	15	232.2	20	231.7	7	232.6
8	26	Jakob Bergmeister	DEU	R	1	CryptoTower Racing Team	SPN	Dallara F320 Spiess	232.7	8	232.2	7	232.2	17	231.7	6	231.7	12	232.1



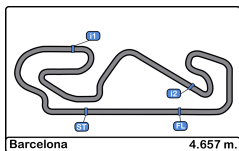


Circuit de Barcelona
Euroformula Open
Free Practice - 2
Fastest Laps Sequence



Lap	Time of Day	Session Time	Nº Driver	Nat	Cat	Team	Nat	Vehicle	Time	Km/h
2	15:47:37.251	3:37.251	15 Enzo Trulli	ITA	ITA	CryptoTower Racing Team	JPN	Dallara F320 Spiess	1:39.425	168.6
2	15:48:08.635	4:08.635	19 Noel Leon	MEX	MEX	Team Motopark	DEU	Dallara F320 Spiess	1:35.906	174.8
3	15:49:12.200	5:12.200	15 Enzo Trulli	ITA	ITA	CryptoTower Racing Team	JPN	Dallara F320 Spiess	1:34.949	176.5
3	15:49:29.593	5:29.593	5 Charlie Wurz	AUT	AUT	CryptoTower Racing Team	JPN	Dallara F320 Spiess	1:34.850	176.7
3	15:49:43.096	5:43.096	19 Noel Leon	MEX	MEX	Team Motopark	DEU	Dallara F320 Spiess	1:34.461	177.4
3	15:50:08.762	6:08.762	73 Cian Shields	GBR	GBR	Team Motopark	DEU	Dallara F320 Spiess	1:34.369	177.6
4	15:51:03.835	7:03.835	5 Charlie Wurz	AUT	AUT	CryptoTower Racing Team	JPN	Dallara F320 Spiess	1:34.242	177.8
4	15:51:17.325	7:17.325	19 Noel Leon	MEX	MEX	Team Motopark	DEU	Dallara F320 Spiess	1:34.229	177.9
4	15:51:25.358	7:25.358	11 Levente Révész	HUN	HUN	Team Motopark	DEU	Dallara F320 Spiess	1:34.156	178.0
4	15:51:42.884	7:42.884	73 Cian Shields	GBR	GBR	Team Motopark	DEU	Dallara F320 Spiess	1:34.122	178.1
6	15:54:11.901	10:11.901	5 Charlie Wurz	AUT	AUT	CryptoTower Racing Team	JPN	Dallara F320 Spiess	1:33.869	178.6
6	15:54:43.229	10:43.229	19 Noel Leon	MEX	MEX	Team Motopark	DEU	Dallara F320 Spiess	1:33.845	178.6
7	15:55:45.580	11:45.580	5 Charlie Wurz	AUT	AUT	CryptoTower Racing Team	JPN	Dallara F320 Spiess	1:33.679	178.9
8	15:57:50.643	13:50.643	19 Noel Leon	MEX	MEX	Team Motopark	DEU	Dallara F320 Spiess	1:33.658	179.0
10	16:07:49.369	23:49.369	11 Levente Révész	HUN	HUN	Team Motopark	DEU	Dallara F320 Spiess	1:33.591	179.1
12	16:09:06.073	25:06.073	5 Charlie Wurz	AUT	AUT	CryptoTower Racing Team	JPN	Dallara F320 Spiess	1:33.537	179.2
13	16:10:39.189	26:39.189	5 Charlie Wurz	AUT	AUT	CryptoTower Racing Team	JPN	Dallara F320 Spiess	1:33.116	180.0
17	16:22:25.107	38:25.107	19 Noel Leon	MEX	MEX	Team Motopark	DEU	Dallara F320 Spiess	1:33.012	180.2



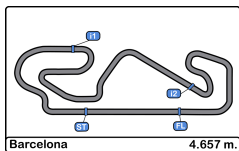


Circuit de Barcelona
Euroformula Open
Free Practice - 2
Event Best Maximum Speed



Nº	Driver	Nat	Cat	Clas	Team	Nat	Vehicle	Km/h	Session	
7	Vladimir Netusil		CZE	GC	1	Effective Racing		Dallara F320 HWA	236.3	Free Practice - 2
84	Francesco Simonazzi		ITA			BVM Racing		Dallara F320 Spiess	235.2	Free Practice - 2
26	Jakob Bergmeister		DEU	R	1	CryptoTower Racing Team		Dallara F320 Spiess	234.7	Free Practice - 1
5	Charlie Wurz		AUT			CryptoTower Racing Team		Dallara F320 Spiess	234.2	Private test - 1
15	Enzo Trulli		ITA			CryptoTower Racing Team		Dallara F320 Spiess	234.2	Private test - 1
19	Noel Leon		MEX			Team Motopark		Dallara F320 Spiess	234.2	Free Practice - 2
11	Levente Révész		HUN			Team Motopark		Dallara F320 Spiess	234.2	Free Practice - 2
73	Cian Shields		GBR			Team Motopark		Dallara F320 Spiess	233.7	Private test - 1





Circuit de Barcelona
Euroformula Open
Free Practice - 2
Pit Stop Analysis



5 Charlie Wurz Dallara F320 Spiess

CryptoTower Racing Team

Nº	In Day Time	In Time	Out Time	Pit Time	T. Pit Time	Handicap	Diff.
1	15:58:57.136	15:58:57.136	16:03:53.817	4:56.681	4:56.681		
2	16:15:21.699	16:15:21.699	16:18:01.076	2:39.377	7:36.058		
3	16:19:50.713	16:19:50.713	16:20:15.973	25.260	8:01.318		

7 Vladimir Netusil Dallara F320 HWA

GC Effective Racing

Nº	In Day Time	In Time	Out Time	Pit Time	T. Pit Time	Handicap	Diff.
1	15:49:43.536	15:49:43.536	15:57:59.497	8:15.961	8:15.961		
2	16:11:04.293	16:11:04.293	16:15:54.094	4:49.801	13:05.762		

11 Levente Révész Dallara F320 Spiess

Team Motopark

Nº	In Day Time	In Time	Out Time	Pit Time	T. Pit Time	Handicap	Diff.
1	15:53:06.419	15:53:06.419	15:55:10.679	2:04.260	2:04.260		
2	15:57:00.886	15:57:00.886	16:01:14.568	4:13.682	6:17.942		

15 Enzo Trulli Dallara F320 Spiess

CryptoTower Racing Team

Nº	In Day Time	In Time	Out Time	Pit Time	T. Pit Time	Handicap	Diff.
1	15:55:33.020	15:55:33.020	16:00:55.452	5:22.432	5:22.432		
2	16:05:45.427	16:05:45.427	16:13:31.659	7:46.232	13:08.664		

19 Noel Leon Dallara F320 Spiess

Team Motopark

Nº	In Day Time	In Time	Out Time	Pit Time	T. Pit Time	Handicap	Diff.
1	15:59:31.301	15:59:31.301	16:07:02.798	7:31.497	7:31.497		
2	16:15:05.876	16:15:05.876	16:17:33.286	2:27.410	9:58.907		

26 Jakob Bergmeister Dallara F320 Spiess

Rookie CryptoTower Racing Team

Nº	In Day Time	In Time	Out Time	Pit Time	T. Pit Time	Handicap	Diff.
1	15:46:24.734	15:46:24.734	15:46:49.659	24.925	24.925		
2	15:58:11.062	15:58:11.062	16:07:06.698	8:55.636	9:20.561		

73 Cian Shields Dallara F320 Spiess

Team Motopark

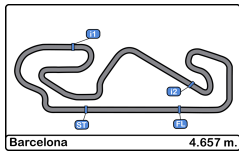
Nº	In Day Time	In Time	Out Time	Pit Time	T. Pit Time	Handicap	Diff.
1	15:46:18.401	15:46:18.401	15:46:41.545	23.144	23.144		
2	15:53:22.411	15:53:22.411	15:58:49.463	5:27.052	5:50.196		
3	16:07:15.001	16:07:15.001	16:15:04.515	7:49.514	13:39.710		

84 Francesco Simonazzi Dallara F320 Spiess

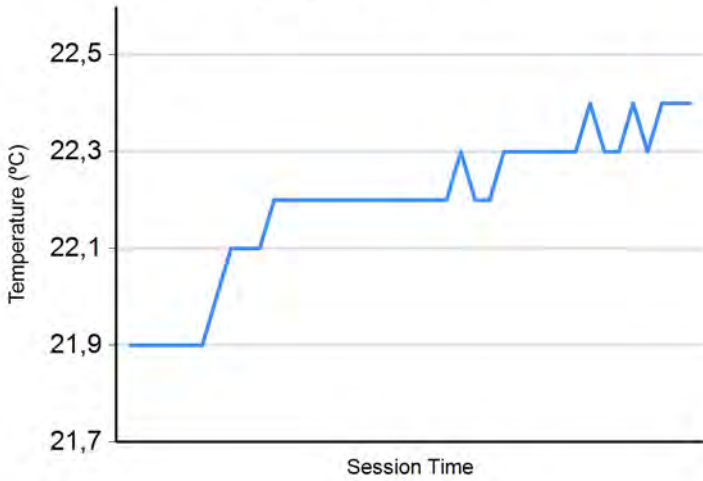
BVM Racing

Nº	In Day Time	In Time	Out Time	Pit Time	T. Pit Time	Handicap	Diff.
1	15:53:13.180	15:53:13.180	15:53:37.446	24.266	24.266		
2	16:00:19.552	16:00:19.552	16:04:05.123	3:45.571	4:09.837		
3	16:13:51.290	16:13:51.290	16:16:36.415	2:45.125	6:54.962		

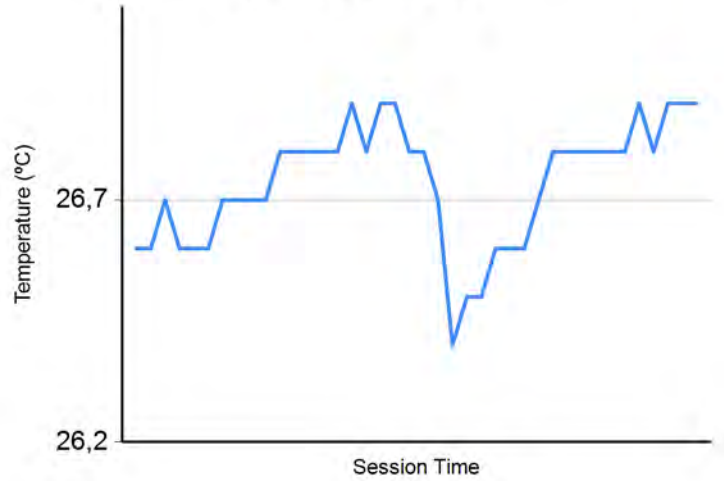




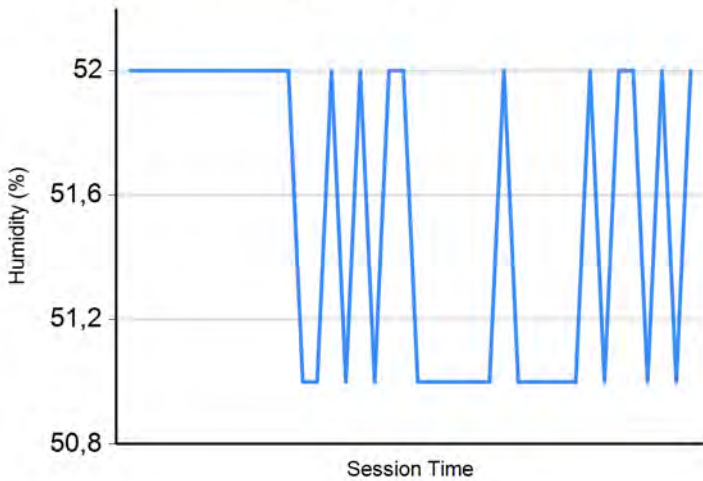
Air Temperature



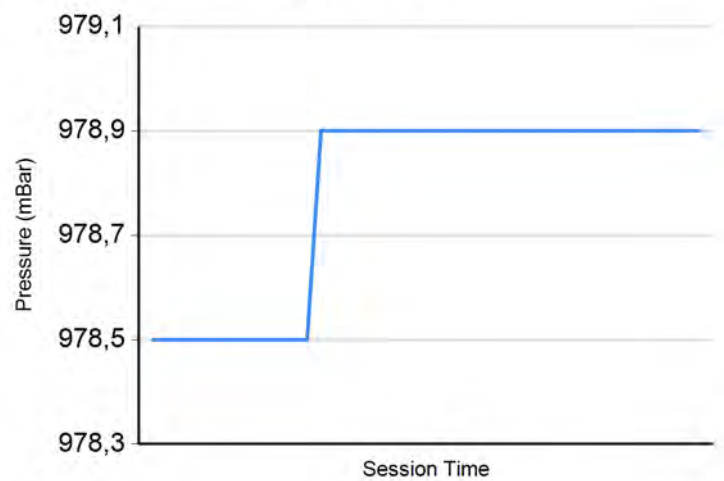
Track Temperature



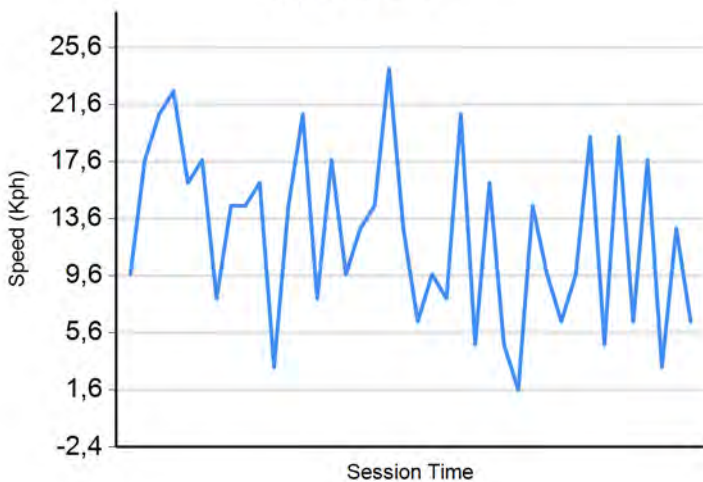
Humidity



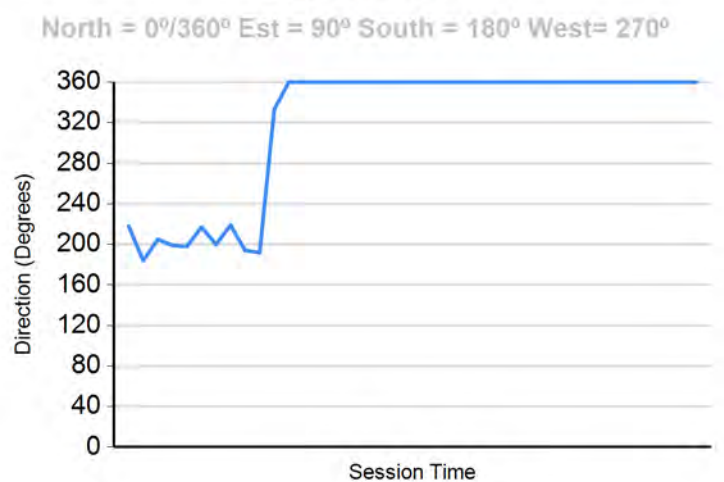
Pressure

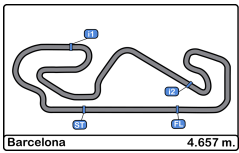


Wind Speed



Wind direction





Circuit de Barcelona
Euroformula Open
Free Practice - 1 - 2
Combined Results



Cls	Nº	Driver	Nat	Cat	Clas	Team	Nat	Vehicle	Laps	FP1	FP2	Best	Gap	Interval	Km/h		
1	19	Noel Leon	MEX			Team Motopark	DEU	Dallara F320 Spiess	37	1:33.215	17	1:33.012			180.2		
2	73	Cian Shields	GBR			Team Motopark	DEU	Dallara F320 Spiess	35	1:33.085	16	1:33.246	15	1:33.085	0.073	0.073	180.1
3	84	Francesco Simonazzi	ITA			BVM Racing	ITA	Dallara F320 Spiess	41	1:33.097	19	1:33.831	13	1:33.097	0.085	0.012	180.0
4	5	Charlie Wurz	AUT			CryptoTower Racing Team	JPN	Dallara F320 Spiess	40	1:33.257	17	1:33.116	13	1:33.116	0.104	0.019	180.0
5	15	Enzo Trulli	ITA			CryptoTower Racing Team	JPN	Dallara F320 Spiess	34	1:33.447	13	1:33.289	16	1:33.289	0.277	0.173	179.7
6	11	Levente Révész	HUN			Team Motopark	DEU	Dallara F320 Spiess	37	1:33.536	15	1:33.591	10	1:33.536	0.524	0.247	179.2
7	26	Jakob Bergmeister	DEU	R	1	CryptoTower Racing Team	JPN	Dallara F320 Spiess	35	1:33.629	14	1:33.597	14	1:33.597	0.585	0.061	179.1
8	7	Vladimir Netusil	CZE	GC	1	Effective Racing	CZE	Dallara F320 HWA	35	1:35.564	13	1:35.330	15	1:35.330	2.318	1.733	175.8

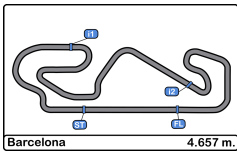
*** PENALTIES**

CAR 84 TIME 1:34.584 DELETED TRACK LIMITS AT T 13

Published at:.....

<p>Race Director: Xavier Boné DC-0773-ESP/CAT</p>	<p>Timekeeper:  Luis Garcia JOB-1605-ESP/M</p>
--	---





Circuit de Barcelona
Euroformula Open
Qualifying
Provisional Results



Clas	Nº	Driver	Nat	Cat	Clas	Team	Nat	Vehicle	Laps	Best	Time	Gap	Interval	Km/h
1	15	Enzo Trulli	ITA			CryptoTower Racing Team	JPN	Dallara F320 Spiess	11	10	1:31.246			183.7
2	5	Charlie Wurz	AUT			CryptoTower Racing Team	JPN	Dallara F320 Spiess	10	9	1:31.319	0.073	0.073	183.5
3	19	Noel Leon	MEX			Team Motopark	DEU	Dallara F320 Spiess	10	9	1:31.561	0.315	0.242	183.1
4	73	Cian Shields	GBR			Team Motopark	DEU	Dallara F320 Spiess	10	9	1:31.605	0.359	0.044	183.0
5	84	Francesco Simonazzi	ITA			BVM Racing	ITA	Dallara F320 Spiess	11	10	1:31.936	0.690	0.331	182.3
6	26	Jakob Bergmeister	DEU	R	1	CryptoTower Racing Team	JPN	Dallara F320 Spiess	12	9	1:32.177	0.931	0.241	181.8
7	11	Levente Révész	HUN			Team Motopark	DEU	Dallara F320 Spiess	11	10	1:32.245	0.999	0.068	181.7
8	7	Vladimir Netusil	CZE	GC	1	Effective Racing	CZE	Dallara F320 HWA	10	6	1:33.763	2.517	1.518	178.8

Published at:.....

Track Temp: **14.5 °C** Air Temp: **17.7 °C** Humidity: **54 %** Track Status: **DRY**

Race Director:

Xavier Boné

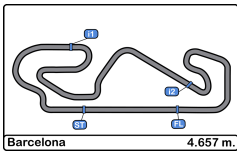
DC-0773-ESP/CAT

Timekeeper:

Luis Garcia

JOB-1605-ESP/M





Circuit de Barcelona
Euroformula Open
Qualifying
Provisional Results by Category



Rookie														
Clas	Nº	Driver	Nat	Cat	Clas	Team	Nat	Vehicle	Laps	Best	Time	Gap	Interval	Km/h
1	26	Jakob Bergmeister		R	1	CryptoTower Racing Team		Dallara F320 Spiess	12	9	1:32.177			181.8

GC														
Clas	Nº	Driver	Nat	Cat	Clas	Team	Nat	Vehicle	Laps	Best	Time	Gap	Interval	Km/h
1	7	Vladimir Netusil		GC	1	Effective Racing		Dallara F320 HWA	10	6	1:33.763			178.8

Clas	Nº	Driver	Nat	Cat	Clas	Team	Nat	Vehicle	Laps	Best	Time	Gap	Interval	Km/h
1	15	Enzo Trulli				CryptoTower Racing Team		Dallara F320 Spiess	11	10	1:31.246			183.7
2	5	Charlie Wurz				CryptoTower Racing Team		Dallara F320 Spiess	10	9	1:31.319	0.073	0.073	183.5
3	19	Noel Leon				Team Motopark		Dallara F320 Spiess	10	9	1:31.561	0.315	0.242	183.1
4	73	Cian Shields				Team Motopark		Dallara F320 Spiess	10	9	1:31.605	0.359	0.044	183.0
5	84	Francesco Simonazzi				BVM Racing		Dallara F320 Spiess	11	10	1:31.936	0.690	0.331	182.3
6	11	Levente Révész				Team Motopark		Dallara F320 Spiess	11	10	1:32.245	0.999	0.309	181.7

Published at:.....

Track Temp: 14.5 °C Air Temp: 17.7 °C Humidity: 54 % Track Status: DRY

Race Director:

Xavier Boné

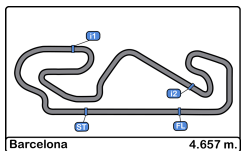
DC-0773-ESP/CAT

Timekeeper:

Luis Garcia

JOB-1605-ESP/M





Circuit de Barcelona
Euroformula Open
Qualifying
Lap Analysis



5 Charlie Wurz Dallara F320 Spiess **19** Noel Leon Dallara F320 Spiess
 CryptoTower Racing Team Team Motopark

Lap	D	Time	Sector 1	Sector 2	Sector 3	T. Spd	Elapsed	Lap	D	Time	Sector 1	Sector 2	Sector 3	T. Spd	Elapsed
1		11:03:15.751	11:02:00.312	43.685	31.754	159.5	11:03:15.751	1		11:03:32.902	11:02:22.427	41.862	28.613	165.3	11:03:32.902
2		1:40.392	32.007	40.211	28.174	218.6	11:04:56.143	2		1:55.032	39.093	45.818	30.121	231.2	11:05:27.934
3		1:32.516	28.642	37.099	26.775	236.3	11:06:28.659	3		1:32.639	28.648	37.262	26.729	236.3	11:07:00.573
4		1:32.092	28.492	37.013	26.587	237.8	11:08:00.751	4		1:32.300	28.411	37.070	26.819	239.4	11:08:32.873
5		1:42.312 P	30.157	38.672	33.483	237.8	11:09:43.063	5		1:39.334 P	28.425	37.247	33.662	238.4	11:10:12.207
6		4:45.334	3:30.968	43.398	30.968	160.0	11:14:28.397	6		5:18.960	4:09.146	41.114	28.700	158.8	11:15:31.167
7		1:38.615	31.268	39.513	27.834	223.1	11:16:07.012	7		1:35.863	29.400	38.798	27.665	233.7	11:17:07.030
8		1:31.474	28.273	36.771	26.430	237.8	11:17:38.486	8		1:31.646	28.227	36.870	26.549	238.4	11:18:38.676
9		1:31.319	28.204	36.703	26.412	238.9	11:19:09.805	9		1:31.561	28.286	36.781	26.494	238.4	11:20:10.237
10		1:55.091 P	35.001	42.406	37.684	227.3	11:21:04.896	10		1:46.535 P	28.326	36.930	41.279	238.4	11:21:56.772

7 Vladimir Netusil Dallara F320 HWA **26** Jakob Bergmeister Dallara F320 Spiess
 GC Effective Racing Rookie CryptoTower Racing Team

Lap	D	Time	Sector 1	Sector 2	Sector 3	T. Spd	Elapsed	Lap	D	Time	Sector 1	Sector 2	Sector 3	T. Spd	Elapsed
1		11:03:31.893	11:02:18.702	43.937	29.254	154.7	11:03:31.893	1		11:04:16.345 P	11:02:02.426	1:25.669	48.250	156.5	11:04:16.345
2		1:35.239	29.254	38.326	27.659	238.9	11:05:07.132	2		2:31.228	1:14.205	44.434	32.589	158.1	11:06:47.573
3		1:34.109	28.746	37.715	27.648	240.5	11:06:41.241	3		1:34.079	29.098	37.732	27.249	235.8	11:08:21.652
4		1:58.582	28.789	37.711	52.082	241.6	11:08:39.823	4		1:33.343	28.833	37.477	27.033	235.8	11:09:54.995
5		1:33.802	28.737	37.569	27.496	241.0	11:10:13.625	5		1:32.514	28.520	37.198	26.796	237.3	11:11:27.509
6		1:33.763	28.658	37.686	27.419	240.5	11:11:47.388	6		1:44.265 P	28.700	37.396	38.169	236.8	11:13:11.774
7		1:34.455	28.817	37.865	27.773	241.0	11:13:21.843	7		3:06.197	1:55.014	42.563	28.620	161.1	11:16:17.971
8		1:35.588	28.804	38.029	28.755	240.5	11:14:57.431	8		1:34.625	29.608	38.019	26.998	225.9	11:17:52.596
9		1:34.665	28.994	37.857	27.814	240.5	11:16:32.096	9		1:32.177	28.502	37.141	26.534	237.3	11:19:24.773
10		2:00.795 P	32.187	45.696	42.912	241.0	11:18:32.891	10		1:32.271	28.446	37.017	26.808	237.8	11:20:57.044

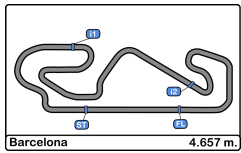
11 Levente Révész Dallara F320 Spiess
 Team Motopark

Lap	D	Time	Sector 1	Sector 2	Sector 3	T. Spd	Elapsed	Lap	D	Time	Sector 1	Sector 2	Sector 3	T. Spd	Elapsed
1		11:03:31.815	11:02:15.547	44.472	31.796	164.8	11:03:31.815	1		11:03:21.613	11:02:07.247	43.284	31.082	144.5	11:03:21.613
2		1:44.256	31.813	43.991	28.452	226.8	11:05:16.071	2		1:43.070	33.620	41.445	28.005	204.5	11:05:04.683
3		1:34.871	28.852	37.702	28.317	236.3	11:06:50.942	3		1:32.850	28.609	37.293	26.948	237.8	11:06:37.533
4		1:32.934	28.505	37.397	27.032	239.4	11:08:23.876	4		1:32.362	28.397	37.150	26.815	239.4	11:08:09.895
5		1:41.550 P	28.506	37.589	35.455	238.9	11:10:05.426	5		1:46.845 P	28.809	40.046	37.990	239.4	11:09:56.740
6		4:51.725	3:41.524	41.412	28.789	166.6	11:14:57.151	6		6:22.338	5:07.041	45.690	29.607	161.1	11:16:19.078
7		1:41.757	31.969	41.772	28.016	229.2	11:16:38.908	7		1:37.211	30.376	38.339	28.496	225.4	11:17:56.289
8		1:32.401	28.518	37.269	26.614	237.3	11:18:11.309	8		1:31.900	28.360	36.884	26.656	238.4	11:19:28.189
9		1:32.260	28.450	37.121	26.689	237.8	11:19:43.569	9		1:31.605	28.196	36.787	26.622	239.4	11:20:59.794
10		1:32.245	28.411	37.113	26.721	237.3	11:21:15.814	10		1:46.148 P	28.317	39.346	38.485	239.4	11:22:45.942
11		1:41.955 P	28.381	37.153	36.421	238.4	11:22:57.769								

15 Enzo Trulli Dallara F320 Spiess **84** Francesco Simonazzi Dallara F320 Spiess
 CryptoTower Racing Team BVM Racing

Lap	D	Time	Sector 1	Sector 2	Sector 3	T. Spd	Elapsed	Lap	D	Time	Sector 1	Sector 2	Sector 3	T. Spd	Elapsed
1		11:03:39.853	11:02:26.729	43.271	29.853	160.4	11:03:39.853	1		11:03:01.791	11:01:51.829	41.005	28.957	155.8	11:03:01.791
2		1:41.795	30.399	43.900	27.496	233.2	11:05:21.648	2		1:35.579	29.482	38.639	27.458	236.3	11:04:37.370
3		1:34.732	30.331	37.473	26.928	237.8	11:06:56.380	3		1:33.091	28.629	37.422	27.040	237.8	11:06:10.461
4		1:32.340	28.421	37.109	26.810	240.0	11:08:28.720	4		1:32.551	28.477	37.216	26.858	239.4	11:07:43.012
5		1:39.738 P	28.413	36.992	34.333	238.9	11:10:08.458	5		1:32.645	28.493	37.201	26.951	239.4	11:09:15.657
6		3:41.988	2:28.635	42.902	30.451	129.0	11:13:50.446	6		1:38.277 P	28.502	37.366	32.409	238.9	11:10:53.934
7		1:39.046	31.272	40.640	27.134	233.2	11:15:29.492	7		4:38.290	3:29.199	40.370	28.721	156.2	11:15:32.224
8		1:31.756	28.322	36.876	26.558	237.8	11:17:01.248	8		1:36.952	29.331	38.919	28.702	239.4	11:17:09.176
9		1:31.379	28.203	36.705	26.471	238.4	11:18:32.627	9		1:32.208	28.363	37.175	26.670	240.0	11:18:41.384
10		1:31.246	28.187	36.659	26.400	238.9	11:20:03.873	10		1:31.936	28.295	37.082	26.559	240.5	11:20:13.320
11		1:48.923 P	28.344	40.843	39.736	238.9	11:21:52.796	11		1:44.345 P	28.472	37.239	38.634	240.5	11:21:57.665



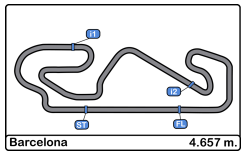


Circuit de Barcelona
Euroformula Open
Qualifying
Best Sectors Results



Sector - 1				Sector - 2				Sector - 3				Ideal Lap vs Best Lap			
Clas	Nº	Driver	Time	Nº	Driver	Time	Nº	Driver	Time	Clas	Nº	Driver	Ideal Lap	Best Lap	Clas
1	15	Enzo Trulli	28.187	15	Enzo Trulli	36.659	15	Enzo Trulli	26.400	1	15	Enzo Trulli	1:31.246	1:31.246	1
2	73	Cian Shields	28.196	5	Charlie Wurz	36.703	5	Charlie Wurz	26.412	2	5	Charlie Wurz	1:31.319	1:31.319	2
3	5	Charlie Wurz	28.204	19	Noel Leon	36.781	19	Noel Leon	26.494	3	19	Noel Leon	1:31.502	1:31.561	3
4	19	Noel Leon	28.227	73	Cian Shields	36.787	26	Jakob Bergmeister	26.534	4	73	Cian Shields	1:31.605	1:31.605	4
5	84	Francesco Simonazzi	28.295	26	Jakob Bergmeister	37.017	84	Francesco Simonazzi	26.559	5	84	Francesco Simonazzi	1:31.936	1:31.936	5
6	11	Levente Révész	28.381	84	Francesco Simonazzi	37.082	11	Levente Révész	26.614	6	26	Jakob Bergmeister	1:31.997	1:32.177	6
7	26	Jakob Bergmeister	28.446	11	Levente Révész	37.113	73	Cian Shields	26.622	7	11	Levente Révész	1:32.108	1:32.245	7
8	7	Vladimir Netusil	28.658	7	Vladimir Netusil	37.569	7	Vladimir Netusil	27.419	8	7	Vladimir Netusil	1:33.646	1:33.763	8



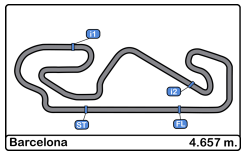


Circuit de Barcelona
Euroformula Open
Qualifying
Best 5 Lap Times



Cls	N°	Driver	Nat	Cat	Cls	Team	Nat	Vehicle	Best 1		Best 2		Best 3		Best 4		Best 5	
									Time	Lap	Time	Lap	Time	Lap	Time	Lap	Time	Lap
1	15	Enzo Trulli		ITA		CryptoTower Racing		Dallara F320 Spiess	1:31.246	10	1:31.379	9	1:31.756	8	1:32.340	4	1:34.732	3
2	5	Charlie Wurz		AUT		CryptoTower Racing		Dallara F320 Spiess	1:31.319	9	1:31.474	8	1:32.092	4	1:32.516	3	1:38.615	7
3	19	Noel Leon		MEX		Team Motopark		Dallara F320 Spiess	1:31.561	9	1:31.646	8	1:32.300	4	1:32.639	3	1:35.863	7
4	73	Cian Shields		GBR		Team Motopark		Dallara F320 Spiess	1:31.605	9	1:31.900	8	1:32.362	4	1:32.850	3	1:37.211	7
5	84	Francesco Simonazzi		ITA		BVM Racing		Dallara F320 Spiess	1:31.936	10	1:32.208	9	1:32.551	4	1:32.645	5	1:33.091	3
6	26	Jakob Bergmeister		DEU	R 1	CryptoTower Racing		Dallara F320 Spiess	1:32.177	9	1:32.271	10	1:32.288	11	1:32.514	5	1:33.343	4
7	11	Levente Révész		HUN		Team Motopark		Dallara F320 Spiess	1:32.245	10	1:32.260	9	1:32.401	8	1:32.934	4	1:34.871	3
8	7	Vladimir Netusil		CZE	GC 1	Effective Racing		Dallara F320 HWA	1:33.763	6	1:33.802	5	1:34.109	3	1:34.455	7	1:34.665	9



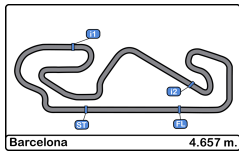


Circuit de Barcelona
Euroformula Open
Qualifying
Best 5 Top Speeds



Clas	Nº	Driver	Nat	Cat	Cls	Team	Nat	Vehicle	Top 1		Top 2		Top 3		Top 4		Top 5		Avg
									Km/h	Lap	Km/h	Lap	Km/h	Lap	Km/h	Lap	Km/h	Lap	
1	7	Vladimir Netusil	CZE	GC	1	Effective Racing	CZE	Dallara F320 HWA	241.6	4	241.0	5	241.0	7	241.0	10	240.5	3	241.0
2	84	Francesco Simonazzi	ITA			BVM Racing	ITA	Dallara F320 Spiess	240.5	10	240.5	11	240.0	9	239.4	4	239.4	5	240.0
3	15	Enzo Trulli	ITA			CryptoTower Racing Team	JPN	Dallara F320 Spiess	240.0	4	238.9	5	238.9	10	238.9	11	238.4	9	239.0
4	11	Levente Révész	HUN			Team Motopark	DEU	Dallara F320 Spiess	239.4	4	238.9	5	238.4	11	237.8	9	237.3	8	238.4
5	19	Noel Leon	MEX			Team Motopark	DEU	Dallara F320 Spiess	239.4	4	238.4	5	238.4	8	238.4	9	238.4	10	238.6
6	73	Cian Shields	GBR			Team Motopark	DEU	Dallara F320 Spiess	239.4	4	239.4	5	239.4	9	239.4	10	238.4	8	239.2
7	5	Charlie Wurz	AUT			CryptoTower Racing Team	JPN	Dallara F320 Spiess	238.9	9	237.8	4	237.8	5	237.8	8	236.3	3	237.7
8	26	Jakob Bergmeister	DEU	R	1	CryptoTower Racing Team	JPN	Dallara F320 Spiess	237.8	10	237.8	12	237.3	5	237.3	9	236.8	6	237.4



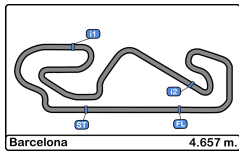


Circuit de Barcelona
Euroformula Open
Qualifying
Fastest Laps Sequence



Lap	Time of Day	Session Time	Nº Driver	Nat	Cat	Team	Nat	Vehicle	Time	Km/h
2	11:04:37.370	4:37.370	84 Francesco Simonazzi	ITA	ITA	BVM Racing	ITA	Dallara F320 Spiess	1:35.579	175.4
2	11:05:07.132	5:07.132	7 Vladimir Netusil	CZE	CZE	GC Effective Racing	CZE	Dallara F320 HWA	1:35.239	176.0
3	11:06:10.461	6:10.461	84 Francesco Simonazzi	ITA	ITA	BVM Racing	ITA	Dallara F320 Spiess	1:33.091	180.0
3	11:06:28.659	6:28.659	5 Charlie Wurz	AUT	AUT	CryptoTower Racing Team	JPN	Dallara F320 Spiess	1:32.516	181.2
4	11:08:00.751	8:00.751	5 Charlie Wurz	AUT	AUT	CryptoTower Racing Team	JPN	Dallara F320 Spiess	1:32.092	182.0
8	11:17:01.248	17:01.248	15 Enzo Trulli	ITA	ITA	CryptoTower Racing Team	JPN	Dallara F320 Spiess	1:31.756	182.7
8	11:17:38.486	17:38.486	5 Charlie Wurz	AUT	AUT	CryptoTower Racing Team	JPN	Dallara F320 Spiess	1:31.474	183.2
9	11:18:32.627	18:32.627	15 Enzo Trulli	ITA	ITA	CryptoTower Racing Team	JPN	Dallara F320 Spiess	1:31.379	183.4
9	11:19:09.805	19:09.805	5 Charlie Wurz	AUT	AUT	CryptoTower Racing Team	JPN	Dallara F320 Spiess	1:31.319	183.5
10	11:20:03.873	20:03.873	15 Enzo Trulli	ITA	ITA	CryptoTower Racing Team	JPN	Dallara F320 Spiess	1:31.246	183.7



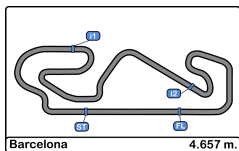


Circuit de Barcelona
Euroformula Open
Qualifying
Event Best Maximum Speed



Nº	Driver	Nat	Cat	Clas	Team	Nat	Vehicle	Km/h	Session
7	Vladimir Netusil		CZE	GC 1	Effective Racing		Dallara F320 HWA	241.6	Qualifying
84	Francesco Simonazzi		ITA		BVM Racing		Dallara F320 Spiess	240.5	Qualifying
15	Enzo Trulli		ITA		CryptoTower Racing Team		Dallara F320 Spiess	240.0	Qualifying
11	Levente Révész		HUN		Team Motopark		Dallara F320 Spiess	239.4	Qualifying
19	Noel Leon		MEX		Team Motopark		Dallara F320 Spiess	239.4	Qualifying
73	Cian Shields		GBR		Team Motopark		Dallara F320 Spiess	239.4	Qualifying
5	Charlie Wurz		AUT		CryptoTower Racing Team		Dallara F320 Spiess	238.9	Qualifying
26	Jakob Bergmeister		DEU	R 1	CryptoTower Racing Team		Dallara F320 Spiess	237.8	Qualifying





Circuit de Barcelona
Euroformula Open
Qualifying
Pit Stop Analysis



5 Charlie Wurz Dallara F320 Spiess

CryptoTower Racing Team

Nº	In Day Time	In Time	Out Time	Pit Time	T. Pit Time	Handicap	Diff.
1	11:09:38.662	11:09:38.662	11:12:39.102	3:00.440	3:00.440		

11 Levente Révész Dallara F320 Spiess

Team Motopark

Nº	In Day Time	In Time	Out Time	Pit Time	T. Pit Time	Handicap	Diff.
1	11:10:01.258	11:10:01.258	11:13:13.488	3:12.230	3:12.230		

15 Enzo Trulli Dallara F320 Spiess

CryptoTower Racing Team

Nº	In Day Time	In Time	Out Time	Pit Time	T. Pit Time	Handicap	Diff.
1	11:10:03.030	11:10:03.030	11:11:59.282	1:56.252	1:56.252		

19 Noel Leon Dallara F320 Spiess

Team Motopark

Nº	In Day Time	In Time	Out Time	Pit Time	T. Pit Time	Handicap	Diff.
1	11:10:07.730	11:10:07.730	11:13:47.132	3:39.402	3:39.402		

26 Jakob Bergmeister Dallara F320 Spiess

Rookie

CryptoTower Racing Team

Nº	In Day Time	In Time	Out Time	Pit Time	T. Pit Time	Handicap	Diff.
1	11:04:12.575	11:04:12.575	11:04:57.636	45.061	45.061		
2	11:13:07.391	11:13:07.391	11:14:33.360	1:25.969	2:11.030		

73 Cian Shields Dallara F320 Spiess

Team Motopark

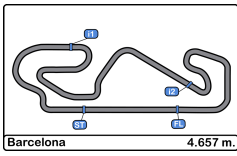
Nº	In Day Time	In Time	Out Time	Pit Time	T. Pit Time	Handicap	Diff.
1	11:09:52.427	11:09:52.427	11:14:28.295	4:35.868	4:35.868		

84 Francesco Simonazzi Dallara F320 Spiess

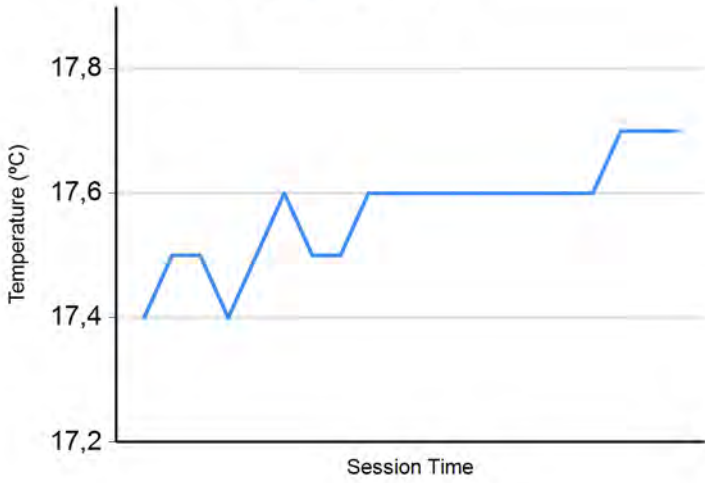
BVM Racing

Nº	In Day Time	In Time	Out Time	Pit Time	T. Pit Time	Handicap	Diff.
1	11:10:49.985	11:10:49.985	11:13:48.286	2:58.301	2:58.301		

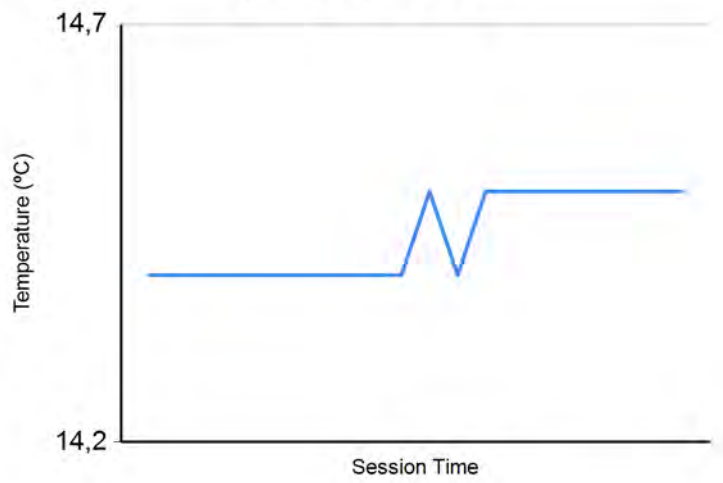




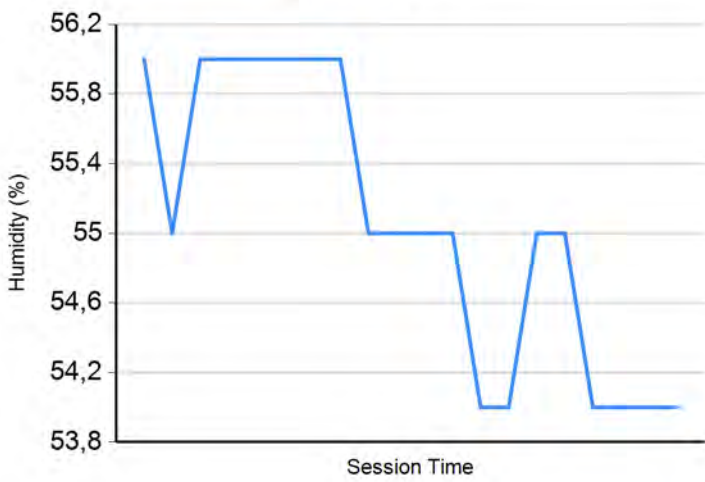
Air Temperature



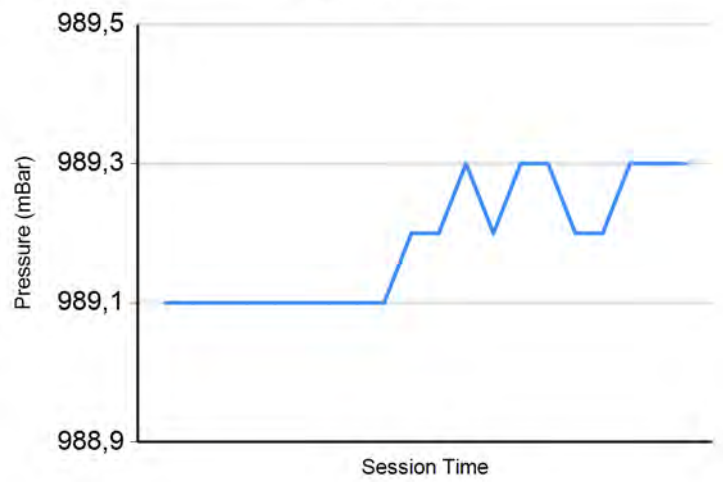
Track Temperature



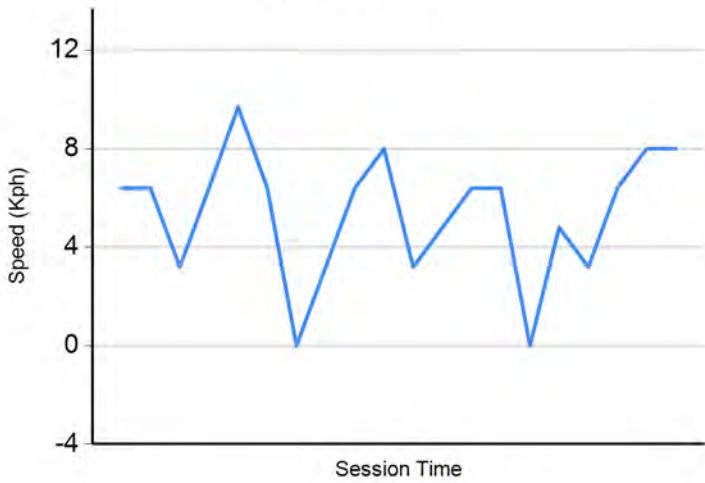
Humidity



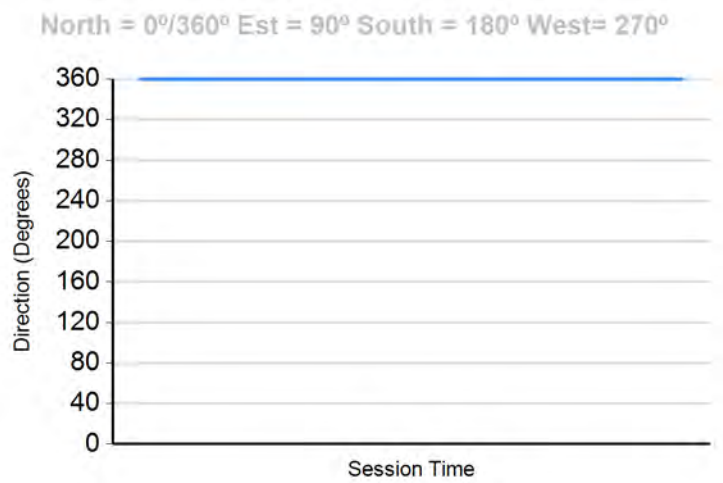
Pressure

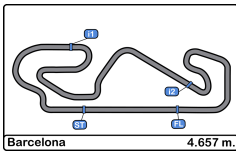


Wind Speed



Wind direction





Circuit de Barcelona
Euroformula Open
Qualifying
Final Results



Clas	Nº	Driver	Nat	Cat	Clas	Team	Nat	Vehicle	Laps	Best	Time	Gap	Interval	Km/h
1	15	Enzo Trulli	ITA			CryptoTower Racing Team	JPN	Dallara F320 Spiess	11	10	1:31.246			183.7
2	5	Charlie Wurz	AUT			CryptoTower Racing Team	JPN	Dallara F320 Spiess	10	9	1:31.319	0.073	0.073	183.5
3	19	Noel Leon	MEX			Team Motopark	DEU	Dallara F320 Spiess	10	9	1:31.561	0.315	0.242	183.1
4	73	Cian Shields	GBR			Team Motopark	DEU	Dallara F320 Spiess	10	9	1:31.605	0.359	0.044	183.0
5	84	Francesco Simonazzi	ITA			BVM Racing	ITA	Dallara F320 Spiess	11	10	1:31.936	0.690	0.331	182.3
6	26	Jakob Bergmeister	DEU	R	1	CryptoTower Racing Team	JPN	Dallara F320 Spiess	12	9	1:32.177	0.931	0.241	181.8
7	11	Levente Révész	HUN			Team Motopark	DEU	Dallara F320 Spiess	11	10	1:32.245	0.999	0.068	181.7
8	7	Vladimir Netusil	CZE	GC	1	Effective Racing	CZE	Dallara F320 HWA	10	6	1:33.763	2.517	1.518	178.8

Published at:.....

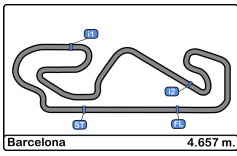
Track Temp: 14.5 °C Air Temp: 17.7 °C Humidity: 54 % Track Status: DRY

Stewards:

Timekeeper:


 Luis Garcia
 JOB-1605-ESP/M

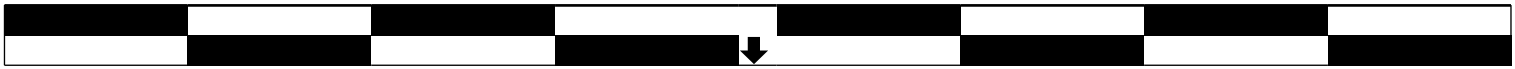




Circuit de Barcelona
Euroformula Open
Race - 1
Starting Grid



8	7	Effective Racing Vladimir Netusil	1:33.763		
6	26	CryptoTower Racing Team Jakob Berameister	1:32.177	.4.	Team Motopark Levente Révész 11 7
4	73	Team Motopark Cian Shields	1:31.605	.3.	BVM Racing Francesco Simonazzi 84 5
2	5	CryptoTower Racing Team Charlie Wurz	1:31.319	.2.	Team Motopark Noel Leon 19 3
				.1.	CryptoTower Racing Team Enzo Trulli 15 1

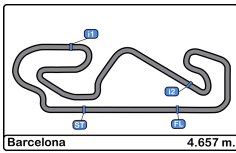


Pole

Published at:.....

Stewards:	Timekeeper:  Luis Garcia JOB-1605-ESP/M
------------------	--





Circuito de Barcelona
Euroformula Open
Race - 1
Provisional Results



Clas	Nº	Driver	Nat	Cat	Clas	Team	Nat	Vehicle	Laps	Total Time	Gap	Interval	Km/h	Best	Time	Km/h
1	15	Enzo Trulli	ITA			CryptoTower Racing Team	JPN	Dallara F320 Spiess	17	29:02.309			163.5	8	1:33.133	180.0
2	5	Charlie Wurz	AUT			CryptoTower Racing Team	JPN	Dallara F320 Spiess	17	29:03.153	0.844	0.844	163.5	6	1:32.967	180.3
3	73	Cian Shields	GBR			Team Motopark	DEU	Dallara F320 Spiess	17	29:06.990	4.681	3.837	163.1	6	1:33.649	179.0
4	84	Francesco Simonazzi	ITA			BVM Racing	ITA	Dallara F320 Spiess	17	29:07.848	5.539	0.858	163.0	5	1:33.632	179.0
5	11	Levente Révész	HUN			Team Motopark	DEU	Dallara F320 Spiess	17	29:08.249	5.940	0.401	163.0	7	1:33.556	179.1
6	26	Jakob Bergmeister	DEU	R	1	CryptoTower Racing Team	JPN	Dallara F320 Spiess	17	29:09.766	7.457	1.517	162.8	6	1:33.806	178.7
Not classified: (Requirements: 75% of number laps of leader = 13 Laps)																
	19	Noel Leon	MEX			Team Motopark	DEU	Dallara F320 Spiess	9	14:10.195	8 Laps	8 Laps	177.4	4	1:33.359	179.5
	7	Vladimir Netusil	CZE	GC		Effective Racing	CZE	Dallara F320 HWA	5	23:51.624	12 Laps	4 Laps	58.5	1	1:44.295	160.7

Fastest lap Charlie Wurz in 1:32.967 at 180.3 Km/h in lap 6

Published at:.....

Track Temp: **24.1 °C** Air Temp: **20.3 °C** Humidity: **45 %** Track Status: **DRY**

Race Director:

Xavier Boné

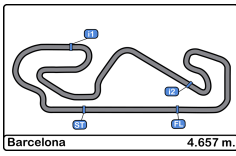
DC-0773-ESP/CAT

Timekeeper:

Luis Garcia

JOB-1605-ESP/M





Circuit de Barcelona
Euroformula Open
Race - 1
Provisional Results by Category



Rookie

Clas	Nº	Driver	Nat	Cat	Clas	Team	Nat	Vehicle	Laps	Total Time	Gap	Interval	Km/h	Best	Time	Km/h		
1	26	Jakob Bergmeister		DEU	R	1	CryptoTower Racing Team		JPN	Dallara F320 Spiess	17	29:09.766			162.8	6	1:33.806	178.7

GC

Clas	Nº	Driver	Nat	Cat	Clas	Team	Nat	Vehicle	Laps	Total Time	Gap	Interval	Km/h	Best	Time	Km/h
------	----	--------	-----	-----	------	------	-----	---------	------	------------	-----	----------	------	------	------	------

Not classified: (Requirements: 75% of number laps of leader = 13 Laps)

7	Vladimir Netusil		CZE	GC	1	Effective Racing		CZE	Dallara F320 HWA	5	23:51.624			58.5	1	1:44.295	160.7
---	------------------	--	-----	----	---	------------------	--	-----	------------------	---	-----------	--	--	------	---	----------	-------

Clas	Nº	Driver	Nat	Cat	Clas	Team	Nat	Vehicle	Laps	Total Time	Gap	Interval	Km/h	Best	Time	Km/h
------	----	--------	-----	-----	------	------	-----	---------	------	------------	-----	----------	------	------	------	------

1	15	Enzo Trulli		ITA		CryptoTower Racing Team		JPN	Dallara F320 Spiess	17	29:02.309			163.5	8	1:33.133	180.0
2	5	Charlie Wurz		AUT		CryptoTower Racing Team		JPN	Dallara F320 Spiess	17	29:03.153	0.844	0.844	163.5	6	1:32.967	180.3
3	73	Cian Shields		GBR		Team Motopark		DEU	Dallara F320 Spiess	17	29:06.990	4.681	3.837	163.1	6	1:33.649	179.0
4	84	Francesco Simonazzi		ITA		BVM Racing		ITA	Dallara F320 Spiess	17	29:07.848	5.539	0.858	163.0	5	1:33.632	179.0
5	11	Levente Révész		HUN		Team Motopark		DEU	Dallara F320 Spiess	17	29:08.249	5.940	0.401	163.0	7	1:33.556	179.1

Not classified: (Requirements: 75% of number laps of leader = 13 Laps)

19	Noel Leon		MEX			Team Motopark		DEU	Dallara F320 Spiess	9	14:10.195	8 Laps	8 Laps	177.4	4	1:33.359	179.5
----	-----------	--	-----	--	--	---------------	--	-----	---------------------	---	-----------	--------	--------	-------	---	----------	-------

Fastest lap Charlie Wurz in 1:32.967 at 180.3 Km/h in lap 6

Published at:.....

Track Temp: **24.1 °C** Air Temp: **20.3 °C** Humidity: **45 %** Track Status: **DRY**

Race Director:

Xavier Boné

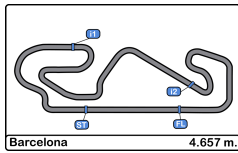
DC-0773-ESP/CAT

Timekeeper:

Luis Garcia

JOB-1605-ESP/M





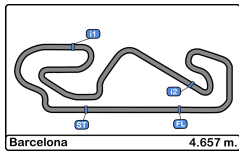
Circuit de Barcelona
Euroformula Open
Race - 1



Provisional Classification by Driver Fastest Lap

Clas	Nº	Driver	Nat	Cat	Clas	Team	Nat	Vehicle	Laps	Best	Time	Gap	Interval	Km/h	
1	5	Charlie Wurz		AUT		CryptoTower Racing Team		Dallara F320 Spiess	17	6	1:32.967			180.3	
2	15	Enzo Trulli		ITA		CryptoTower Racing Team		Dallara F320 Spiess	17	8	1:33.133	0.166	0.166	180.0	
3	19	Noel Leon		MEX		Team Motopark		Dallara F320 Spiess	9	4	1:33.359	0.392	0.226	179.5	
4	11	Levente Révész		HUN		Team Motopark		Dallara F320 Spiess	17	7	1:33.556	0.589	0.197	179.1	
5	84	Francesco Simonazzi		ITA		BVM Racing		Dallara F320 Spiess	17	5	1:33.632	0.665	0.076	179.0	
6	73	Cian Shields		GBR		Team Motopark		Dallara F320 Spiess	17	6	1:33.649	0.682	0.017	179.0	
7	26	Jakob Bergmeister		DEU	R	1	CryptoTower Racing Team		Dallara F320 Spiess	17	6	1:33.806	0.839	0.157	178.7
8	7	Vladimir Netusil		CZE	GC	1	Effective Racing		Dallara F320 HWA	5	1	1:44.295	11.328	10.489	160.7





Circuit de Barcelona

Euroformula Open

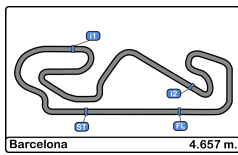
Race - 1

Distance and Speed Average



Clas	Nº	Driver	Nat	Cat	Clas	Team	Nat	Vehicle	Laps	Distance	Total Time	Km/h	
1	15	Enzo Trulli		ITA		CryptoTower Racing Team		Dallara F320 Spiess	17	79.16	29:02.309	163.5	
2	5	Charlie Wurz		AUT		CryptoTower Racing Team		Dallara F320 Spiess	17	79.16	29:03.153	163.5	
3	73	Cian Shields		GBR		Team Motopark		Dallara F320 Spiess	17	79.16	29:06.990	163.1	
4	84	Francesco Simonazzi		ITA		BVM Racing		Dallara F320 Spiess	17	79.16	29:07.848	163.0	
5	11	Levente Révész		HUN		Team Motopark		Dallara F320 Spiess	17	79.16	29:08.249	163.0	
6	26	Jakob Bergmeister		DEU	R	1	CryptoTower Racing Team		Dallara F320 Spiess	17	79.16	29:09.766	162.8
7	19	Noel Leon		MEX		Team Motopark		Dallara F320 Spiess	9	41.91	14:10.195	177.4	
8	7	Vladimir Netusil		CZE	GC	1	Effective Racing		Dallara F320 HWA	5	23.28	23:51.624	58.5





Circuit de Barcelona
Euroformula Open
Race - 1
Lap Analysis



5

Charlie Wurz

Dallara F320 Spiess **15**

Enzo Trulli

Dallara F320 Spiess

CryptoTower Racing Team

CryptoTower Racing Team

Lap	D	Time	Sector 1	Sector 2	Sector 3	T. Spd	Elapsed	Lap	D	Time	Sector 1	Sector 2	Sector 3	T. Spd	Elapsed
1		1:39.706	34.082	38.073	27.551	201.8	1:39.706	1		1:37.248	32.459	37.440	27.349	201.4	1:37.248
2		1:33.767	28.862	37.489	27.416	236.3	3:13.473	2		1:33.422	28.914	37.209	27.299	231.2	3:10.670
3		1:33.940	28.603	37.744	27.593	238.4	4:47.413	3		1:33.620	28.892	37.352	27.376	232.7	4:44.290
4		1:33.489	28.659	37.594	27.236	236.3	6:20.902	4		1:33.446	28.813	37.327	27.306	231.2	6:17.736
5		1:33.874	29.012	37.615	27.247	240.5	7:54.776	5		1:33.372	28.760	37.332	27.280	232.2	7:51.108
6		1:32.967	28.713	37.156	27.098	237.3	9:27.743	6		1:33.357	28.760	37.277	27.320	231.7	9:24.465
7		1:33.135	28.656	37.273	27.206	234.7	11:00.878	7		1:33.487	28.771	37.448	27.268	231.7	10:57.952
8		1:33.292	28.757	37.352	27.183	236.3	12:34.170	8		1:33.133	28.660	37.243	27.230	232.2	12:31.085
9		1:33.165	28.715	37.308	27.142	231.7	14:07.335	9		1:33.258	28.675	37.436	27.147	232.2	14:04.343
10		1:36.929	28.760	37.473	30.696	232.7	15:44.264	10		1:34.740	28.712	37.279	28.749	231.7	15:39.083
11		2:51.173	51.532	1:12.663	46.978	216.8	18:35.437	11		2:55.830	56.084	1:12.116	47.630	196.3	18:34.913
12		2:38.753	57.438	58.968	42.347	102.5	21:14.190	12		2:39.000	57.270	59.211	42.519	88.8	21:13.913
13		1:35.134	29.694	38.039	27.401	236.8	22:49.324	13		1:34.608	29.827	37.486	27.295	231.2	22:48.521
14		1:33.612	28.908	37.489	27.215	233.2	24:22.936	14		1:33.388	28.823	37.340	27.225	230.2	24:21.909
15		1:33.565	28.815	37.464	27.286	233.2	25:56.501	15		1:33.460	28.833	37.330	27.297	231.2	25:55.369
16		1:33.424	28.798	37.468	27.158	232.7	27:29.925	16		1:33.362	28.839	37.359	27.164	230.7	27:28.731
17		1:33.228	28.690	37.284	27.254	233.7	29:03.153	17		1:33.578	28.782	37.378	27.418	231.7	29:02.309

7

Vladimir Netusil

Dallara F320 HWA **19**

Noel Leon

Dallara F320 Spiess

GC

Effective Racing

Team Motopark

Lap	D	Time	Sector 1	Sector 2	Sector 3	T. Spd	Elapsed	Lap	D	Time	Sector 1	Sector 2	Sector 3	T. Spd	Elapsed
1		1:44.295	35.678	39.852	28.765	210.1	1:44.295	1		1:41.052	35.639	37.984	27.429	203.3	1:41.052
2		1:45.712 P	29.616	39.188	36.908	233.7	3:30.007	2		1:33.941	28.872	37.533	27.536	237.3	3:14.993
3		3:57.015 P	2:40.945	39.851	36.219	172.8	7:27.022	3		1:33.585	28.802	37.397	27.386	242.6	4:48.578
4		14:31.037	13:15.359	44.223	31.455	162.1	21:58.059	4		1:33.359	28.729	37.379	27.251	239.4	6:21.937
5		1:53.565 P	32.666	41.954	38.945	203.7	23:51.624	5		1:33.576	28.756	37.395	27.425	235.2	7:55.513

11

Levente Révész

Dallara F320 Spiess

Noel Leon

Dallara F320 Spiess

Team Motopark

Lap	D	Time	Sector 1	Sector 2	Sector 3	T. Spd	Elapsed	Lap	D	Time	Sector 1	Sector 2	Sector 3	T. Spd	Elapsed
6		1:33.840	28.681	37.710	27.449	235.8	9:29.353	6		1:33.840	28.681	37.710	27.449	235.8	9:29.353
7		1:33.453	28.568	37.425	27.460	236.3	11:02.806	7		1:33.453	28.568	37.425	27.460	236.3	11:02.806
8		1:33.547	28.706	37.484	27.357	237.8	12:36.353	8		1:33.547	28.706	37.484	27.357	237.8	12:36.353
9		1:33.842	28.673	37.490	27.679	237.8	14:10.195	9		1:33.842	28.673	37.490	27.679	237.8	14:10.195

26

Jakob Bergmeister

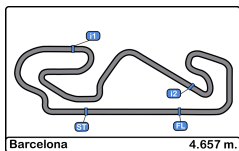
Dallara F320 Spiess

Rookie

CryptoTower Racing Team

Lap	D	Time	Sector 1	Sector 2	Sector 3	T. Spd	Elapsed	Lap	D	Time	Sector 1	Sector 2	Sector 3	T. Spd	Elapsed
1		1:39.293	33.898	37.944	27.451	204.1	1:39.293	1		1:40.237	34.298	38.268	27.671	203.7	1:40.237
2		1:33.750	28.924	37.529	27.297	233.7	3:13.043	2		1:34.042	28.828	37.743	27.471	235.2	3:14.279
3		1:33.896	28.837	37.698	27.361	234.2	4:46.939	3		1:33.928	28.749	37.695	27.484	235.2	4:48.207
4		1:33.602	28.809	37.508	27.285	232.7	6:20.541	4		1:34.862	29.376	37.869	27.617	233.7	6:23.069
5		1:33.993	29.207	37.466	27.320	234.7	7:54.534	5		1:35.100	29.531	37.952	27.617	234.2	7:58.169
6		1:34.259	29.221	37.701	27.337	233.2	9:28.793	6		1:33.806	28.824	37.561	27.421	234.7	9:31.975
7		1:33.556	28.708	37.586	27.262	234.7	11:02.349	7		1:34.154	28.721	37.888	27.545	234.2	11:06.129
8		1:33.596	28.798	37.553	27.245	233.7	12:35.945	8		1:33.986	28.832	37.668	27.486	233.7	12:40.115
9		1:34.061	28.760	37.571	27.730	235.8	14:10.006	9		1:34.114	28.946	37.564	27.604	232.2	14:14.229
10		2:01.600 P	32.587	46.178	42.835	231.7	16:11.606	10		1:35.649	28.983	38.058	28.608	232.7	15:49.878
11		2:41.323	1:35.393	38.142	27.788	175.3	18:52.929	11		2:47.386	47.771	1:12.987	46.628	228.3	18:37.264
12		2:23.007	42.477	59.515	41.015	229.2	21:15.936	12		2:38.469	57.610	59.260	41.599	113.6	21:15.733
13		1:35.231	29.309	38.064	27.858	233.2	22:51.167	13		1:36.115	29.776	38.381	27.958	229.2	22:51.848
14		1:34.462	28.871	38.084	27.507	237.3	24:25.629	14		1:34.510	29.001	37.908	27.601	232.7	24:26.358
15		1:33.948	28.801	37.702	27.445	235.2	25:59.577	15		1:34.627	28.838	37.978	27.811	233.7	26:00.985
16		1:34.354	28.810	38.028	27.516	236.8	27:33.931	16		1:34.148	28.902	37.728	27.518	230.2	27:35.133
17		1:34.318	28.857	37.803	27.658	239.4	29:08.249	17		1:34.633	28.802	37.780	28.051	233.2	29:09.766





Circuit de Barcelona
Euroformula Open
Race - 1
Lap Analysis



73

Cian Shields

Dallara F320 Spiess

Team Motopark

Lap	D	Time	Sector 1	Sector 2	Sector 3	T. Spd	Elapsed
1		1:40.693	35.131	37.827	27.735	201.1	1:40.693
2		1:34.049	28.917	37.477	27.655	237.3	3:14.742
3		1:34.650	29.260	37.751	27.639	238.9	4:49.392
4		1:34.029	28.901	37.505	27.623	234.2	6:23.421
5		1:33.845	28.841	37.487	27.517	240.5	7:57.266
6		1:33.649	28.685	37.458	27.506	235.8	9:30.915
7		1:33.747	28.722	37.514	27.511	233.2	11:04.662
8		1:33.902	28.790	37.577	27.535	233.2	12:38.564
9		1:33.762	28.640	37.591	27.531	232.2	14:12.326
10		1:36.099	29.213	37.563	29.323	233.2	15:48.425
11		2:48.314	48.477	1:12.831	47.006	213.0	18:36.739
12		2:38.310	57.314	59.373	41.623	107.4	21:15.049
13		1:35.012	29.158	38.161	27.693	236.8	22:50.061
14		1:34.125	28.813	37.649	27.663	234.2	24:24.186
15		1:33.902	28.695	37.608	27.599	232.7	25:58.088
16		1:34.391	28.822	37.747	27.822	232.2	27:32.479
17		1:34.511	28.997	37.698	27.816	231.2	29:06.990

84

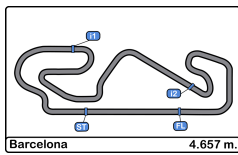
Francesco Simonazzi

Dallara F320 Spiess

BVM Racing

Lap	D	Time	Sector 1	Sector 2	Sector 3	T. Spd	Elapsed
1		1:38.221	33.209	37.691	27.321	203.0	1:38.221
2		1:33.633	28.847	37.480	27.306	234.7	3:11.854
3		1:33.716	28.762	37.617	27.337	234.7	4:45.570
4		1:33.760	28.773	37.578	27.409	233.2	6:19.330
5		1:33.632	28.705	37.426	27.501	234.2	7:52.962
6		1:33.690	28.774	37.433	27.483	234.2	9:26.652
7		1:33.971	28.795	37.694	27.482	234.2	11:00.623
8		1:34.673	29.213	37.870	27.590	233.2	12:35.296
9		1:33.857	28.717	37.633	27.507	234.7	14:09.153
10		1:36.307	28.719	37.707	29.881	234.2	15:45.460
11		2:50.447	50.996	1:12.510	46.941	209.3	18:35.907
12		2:38.825	57.589	59.385	41.851	114.5	21:14.732
13		1:36.081	29.216	38.936	27.929	233.7	22:50.813
14		1:34.233	28.853	37.931	27.449	234.7	24:25.046
15		1:34.090	28.673	37.834	27.583	236.3	25:59.136
16		1:34.404	28.849	37.945	27.610	234.7	27:33.540
17		1:34.308	28.795	37.800	27.713	235.2	29:07.848





Circuit de Barcelona

Euroformula Open

Race - 1

Analysis by Lap



Num	Lap Time	Gap
Lap 1		
15	1:37.248	
84	1:38.221	00.973
11	1:39.293	02.045
5	1:39.706	02.458
26	1:40.237	02.989
73	1:40.693	03.445
19	1:41.052	03.804
7	1:44.295	07.047

Num	Lap Time	Gap
Lap 2		
15	1:33.422	
84	1:33.633	01.184
11	1:33.750	02.373
5	1:33.767	02.803
26	1:34.042	03.609
73	1:34.049	04.072
19	1:33.941	04.323
7	1:45.712	19.337

Num	Lap Time	Gap
Lap 3		
15	1:33.620	
84	1:33.716	01.280
11	1:33.896	02.649
5	1:33.940	03.123
26	1:33.928	03.917
19	1:33.585	04.288
73	1:34.650	05.102

Num	Lap Time	Gap
Lap 4		
15	1:33.446	
84	1:33.760	01.594
11	1:33.602	02.805
5	1:33.489	03.166
19	1:33.359	04.201
26	1:34.862	05.333
73	1:34.029	05.685
7	3:57.015	1 Lap

Num	Lap Time	Gap
Lap 5		
15	1:33.372	
84	1:33.632	01.854
11	1:33.993	03.426
5	1:33.874	03.668
19	1:33.576	04.405
73	1:33.845	06.158
26	1:35.100	07.061

Num	Lap Time	Gap
Lap 6		
15	1:33.357	
84	1:33.690	02.187
5	1:32.967	03.278
11	1:34.259	04.328
19	1:33.840	04.888
73	1:33.649	06.450

Num	Lap Time	Gap
Lap 7		
15	1:33.487	
84	1:33.971	02.671
5	1:33.135	02.926
11	1:33.556	04.397
19	1:33.453	04.854
73	1:33.747	06.710
26	1:34.154	08.177

Num	Lap Time	Gap
Lap 8		
15	1:33.133	
5	1:33.292	03.085
84	1:34.673	04.211
11	1:33.596	04.860
19	1:33.547	05.268
73	1:33.902	07.479
26	1:33.986	09.030

Num	Lap Time	Gap
Lap 9		
15	1:33.258	
5	1:33.165	02.992
84	1:33.857	04.810
11	1:34.061	05.663
19	1:33.842	05.852
73	1:33.762	07.983
26	1:34.114	09.886

Num	Lap Time	Gap
Lap 10		
15	1:34.740	
5	1:36.929	05.181
84	1:36.307	06.377
73	1:36.099	09.342
26	1:35.649	10.795
11	2:01.600	32.523

Num	Lap Time	Gap
Lap 11		
15	2:55.830	
5	2:51.173	00.524
84	2:50.447	00.994
73	2:48.314	01.826
26	2:47.386	02.351
11	2:41.323	18.016

Num	Lap Time	Gap
Lap 12		
15	2:39.000	
5	2:38.753	00.277
84	2:38.825	00.819
73	2:38.310	01.136
26	2:38.469	01.820
11	2:23.007	02.023
7	14:31.037	8 Laps

Num	Lap Time	Gap
Lap 13		
15	1:34.608	
5	1:35.134	00.803
73	1:35.012	01.540
84	1:36.081	02.292
11	1:35.231	02.646
26	1:36.115	03.327
7	1:53.565	8 Laps

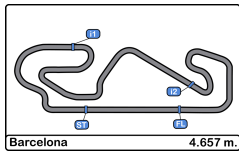
Num	Lap Time	Gap
Lap 14		
15	1:33.388	
5	1:33.612	01.027
73	1:34.125	02.277
84	1:34.233	03.137
11	1:34.462	03.720
26	1:34.510	04.449

Num	Lap Time	Gap
Lap 15		
15	1:33.460	
5	1:33.565	01.132
73	1:33.902	02.719
84	1:34.090	03.767
11	1:33.948	04.208
26	1:34.627	05.616

Num	Lap Time	Gap
Lap 16		
15	1:33.362	
5	1:33.424	01.194
73	1:34.391	03.748
84	1:34.404	04.809
11	1:34.354	05.200
26	1:34.148	06.402

Num	Lap Time	Gap
Lap 17		
15	1:33.578	
5	1:33.228	00.844
73	1:34.511	04.681
84	1:34.308	05.539
11	1:34.318	05.940
26	1:34.633	07.457



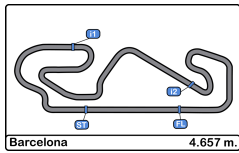


Circuit de Barcelona
Euroformula Open
Race - 1
Best Sectors Results



Sector - 1				Sector - 2				Sector - 3				Ideal Lap vs Best Lap			
Clas	Nº	Driver	Time	Nº	Driver	Time	Nº	Driver	Time	Clas	Nº	Driver	Ideal Lap	Best Lap	Clas
1	19	Noel Leon	28.568	5	Charlie Wurz	37.156	5	Charlie Wurz	27.098	1	5	Charlie Wurz	1:32.857	1:32.967	1
2	5	Charlie Wurz	28.603	15	Enzo Trulli	37.209	15	Enzo Trulli	27.147	2	15	Enzo Trulli	1:33.016	1:33.133	2
3	73	Cian Shields	28.640	19	Noel Leon	37.379	11	Levente Révész	27.245	3	19	Noel Leon	1:33.198	1:33.359	3
4	15	Enzo Trulli	28.660	84	Francesco Simonazzi	37.426	19	Noel Leon	27.251	4	84	Francesco Simonazzi	1:33.405	1:33.632	5
5	84	Francesco Simonazzi	28.673	73	Cian Shields	37.458	84	Francesco Simonazzi	27.306	5	11	Levente Révész	1:33.419	1:33.556	4
6	11	Levente Révész	28.708	11	Levente Révész	37.466	26	Jakob Bergmeister	27.421	6	73	Cian Shields	1:33.604	1:33.649	6
7	26	Jakob Bergmeister	28.721	26	Jakob Bergmeister	37.561	73	Cian Shields	27.506	7	26	Jakob Bergmeister	1:33.703	1:33.806	7
8	7	Vladimir Netusil	29.616	7	Vladimir Netusil	39.188	7	Vladimir Netusil	28.765	8	7	Vladimir Netusil	1:37.569	1:44.295	8



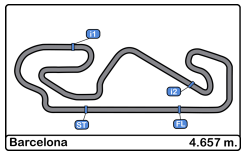


Circuit de Barcelona
Euroformula Open
Race - 1
Leader Sequence



N°	Driver	Nat	Cat	Clas	Team	Nat	Vehicle	Start Lap	End Lap	Laps	Total Laps
15	Enzo Trulli				CryptoTower Racing Team		Dallara F320 Spiess	1	17	17	17



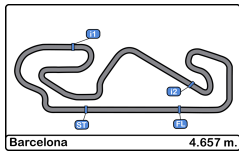


Circuit de Barcelona
Euroformula Open
Race - 1
Best 5 Lap Times



Cls	N°	Driver	Nat	Cat	Cls	Team	Nat	Vehicle	Best 1		Best 2		Best 3		Best 4		Best 5		
									Time	Lap	Time	Lap	Time	Lap	Time	Lap	Time	Lap	
1	5	Charlie Wurz		AUT		CryptoTower Racing		Dallara F320 Spiess	1:32.967	6	1:33.135	7	1:33.165	9	1:33.228	17	1:33.292	8	
2	15	Enzo Trulli		ITA		CryptoTower Racing		Dallara F320 Spiess	1:33.133	8	1:33.258	9	1:33.357	6	1:33.362	16	1:33.372	5	
3	19	Noel Leon		MEX		Team Motopark		Dallara F320 Spiess	1:33.359	4	1:33.453	7	1:33.547	8	1:33.576	5	1:33.585	3	
4	11	Levente Révész		HUN		Team Motopark		Dallara F320 Spiess	1:33.556	7	1:33.596	8	1:33.602	4	1:33.750	2	1:33.896	3	
5	84	Francesco Simonazzi		ITA		BVM Racing		Dallara F320 Spiess	1:33.632	5	1:33.633	2	1:33.690	6	1:33.716	3	1:33.760	4	
6	73	Cian Shields		GBR		Team Motopark		Dallara F320 Spiess	1:33.649	6	1:33.747	7	1:33.762	9	1:33.845	5	1:33.902	8	
7	26	Jakob Bergmeister		DEU	R	1	CryptoTower Racing		Dallara F320 Spiess	1:33.806	6	1:33.928	3	1:33.986	8	1:34.042	2	1:34.114	9
8	7	Vladimir Netusil		CZE	GC	1	Effective Racing		Dallara F320 HWA	1:44.295	1	1:45.712	2	1:53.565	5	3:57.015	3	14:31.03	4



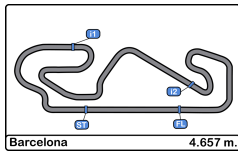


Circuit de Barcelona
Euroformula Open
Race - 1
Best 5 Top Speeds



Clas	Nº	Driver	Nat	Cat	Cls	Team	Nat	Vehicle	Top 1		Top 2		Top 3		Top 4		Top 5		Avg
									Km/h	Lap	Km/h	Lap	Km/h	Lap	Km/h	Lap	Km/h	Lap	
1	19	Noel Leon	MEX			Team Motopark	DEU	Dallara F320 Spiess	242.6	3	239.4	4	237.8	8	237.8	9	237.3	2	239.0
2	5	Charlie Wurz	AUT			CryptoTower Racing Team	SPN	Dallara F320 Spiess	240.5	5	238.4	3	237.3	6	236.8	13	236.3	2	237.8
3	73	Cian Shields	GBR			Team Motopark	DEU	Dallara F320 Spiess	240.5	5	238.9	3	237.3	2	236.8	13	235.8	6	237.8
4	11	Levente Révész	HUN			Team Motopark	DEU	Dallara F320 Spiess	239.4	17	237.3	14	236.8	16	235.8	9	235.2	15	236.9
5	84	Francesco Simonazzi	ITA			BVM Racing	ITA	Dallara F320 Spiess	236.3	15	235.2	17	234.7	2	234.7	3	234.7	9	235.1
6	26	Jakob Bergmeister	DEU	R	1	CryptoTower Racing Team	SPN	Dallara F320 Spiess	235.2	2	235.2	3	234.7	6	234.2	5	234.2	7	234.7
7	7	Vladimir Netusil	CZE	GC	1	Effective Racing	CZE	Dallara F320 HWA	233.7	2	210.1	1	203.7	5	172.8	3	162.1	4	196.5
8	15	Enzo Trulli	ITA			CryptoTower Racing Team	SPN	Dallara F320 Spiess	232.7	3	232.2	5	232.2	8	232.2	9	231.7	6	232.2











Circuit de Barcelona

Euroformula Open

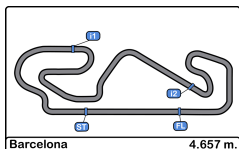
Race - 1

Fastest Laps Sequence



Lap	Time of Day	Session Time	Nº Driver	Nat	Cat	Team	Nat	Vehicle	Time	Km/h
2	16:56:02.728	3:10.728	15 Enzo Trulli	 ITA		CryptoTower Racing Team	 JPN	Dallara F320 Spiess	1:33.422	179.4
4	16:59:13.995	6:21.995	19 Noel Leon	 MEX		Team Motopark	 DEU	Dallara F320 Spiess	1:33.359	179.5
6	17:02:16.524	9:24.524	15 Enzo Trulli	 ITA		CryptoTower Racing Team	 JPN	Dallara F320 Spiess	1:33.357	179.5
6	17:02:19.802	9:27.802	5 Charlie Wurz	 AUT		CryptoTower Racing Team	 JPN	Dallara F320 Spiess	1:32.967	180.3





Circuit de Barcelona

Euroformula Open

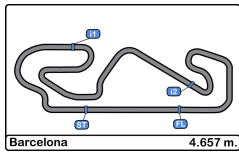
Race - 1

Event Best Maximum Speed



Nº	Driver	Nat	Cat	Clas	Team	Nat	Vehicle	Km/h	Session
19	Noel Leon				Team Motopark		Dallara F320 Spiess	242.6	Race - 1
7	Vladimir Netusil		GC	1	Effective Racing		Dallara F320 HWA	241.6	Qualifying
84	Francesco Simonazzi				BVM Racing		Dallara F320 Spiess	240.5	Qualifying
5	Charlie Wurz				CryptoTower Racing Team		Dallara F320 Spiess	240.5	Race - 1
73	Cian Shields				Team Motopark		Dallara F320 Spiess	240.5	Race - 1
15	Enzo Trulli				CryptoTower Racing Team		Dallara F320 Spiess	240.0	Qualifying
11	Levente Révész				Team Motopark		Dallara F320 Spiess	239.4	Qualifying
26	Jakob Bergmeister		R	1	CryptoTower Racing Team		Dallara F320 Spiess	237.8	Qualifying





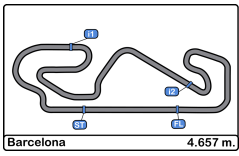
Circuit de Barcelona
Euroformula Open
Race - 1
Lap Chart



LAP

Nr	Pos	Grid	1	2	3	4	5	6	7	8	9	10	11	12	13	14	15	16	17
15	1	15	15	15	15	15	15	15	15	15	15	15	15	15	15	15	15	15	15
5	2	5	84	84	84	84	84	84	84	5	5	5	5	5	5	5	5	5	5
19	3	19	11	11	11	11	11	5	5	84	84	84	84	84	73	73	73	73	73
73	4	73	5	5	5	5	5	11	11	11	11	73	73	73	84	84	84	84	84
84	5	84	26	26	26	19	19	19	19	19	19	26	26	26	11	11	11	11	11
26	6	26	73	73	19	26	73	73	73	73	73	11	11	11	26	26	26	26	26
11	7	11	19	19	73	73	26	26	26	26	26								
7	8	7	7	7	7	7	7												

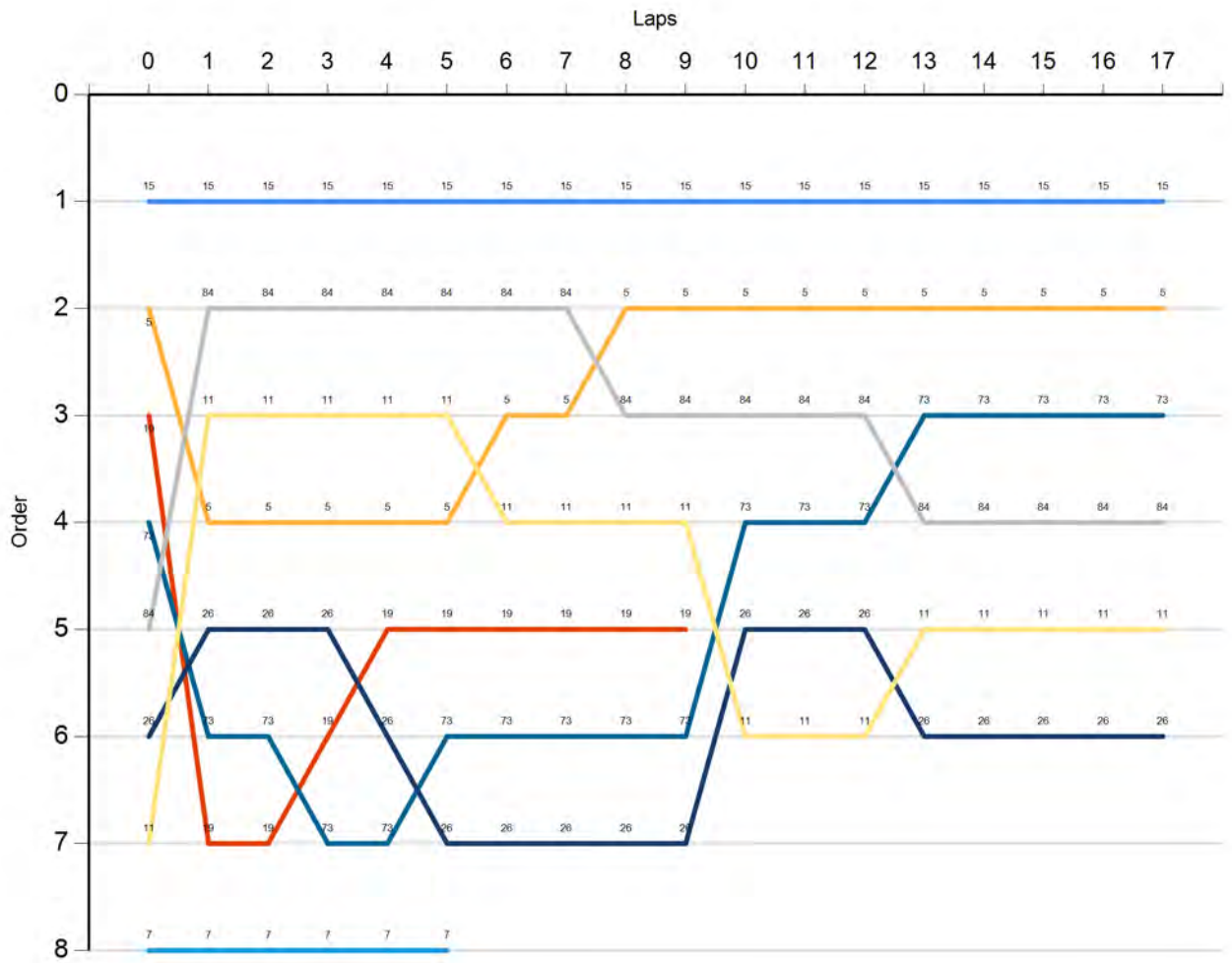


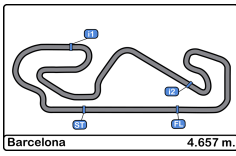


Circuit de Barcelona
Euroformula Open
Race - 1
Graphic Lap Chart



- 15
- 5
- 19
- 73
- 84
- 26
- 11
- 7



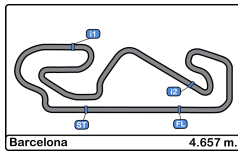


Circuit de Barcelona
Euroformula Open
Race - 1
Pit Stop Analysis

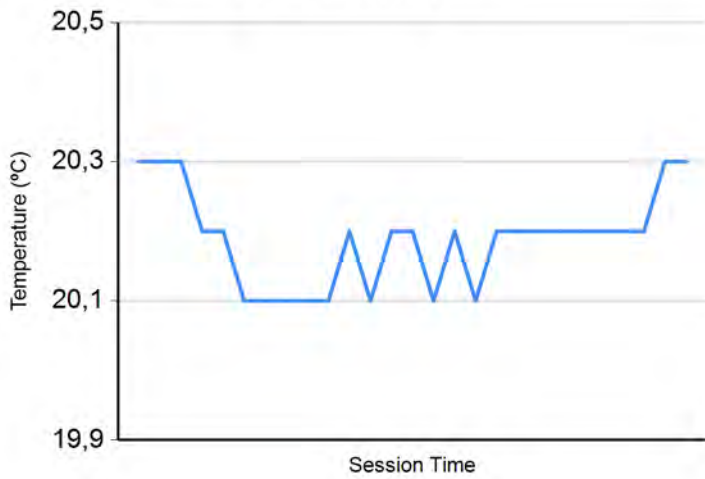


Or d.	Nr.	In Day Time	Driver	Nat	Cat	Team	Nat	Vehicle	In Time	Stop N°	Pit Time	Handicap	Dif.
1	7	16:56:17.815	Vladimir Netusil	CZE	GC	Effective Racing	CZE	Dallara F320 HWA	3:25.757	1	2:14.810		
2	7	17:00:14.591	Vladimir Netusil	CZE	GC	Effective Racing	CZE	Dallara F320 HWA	7:22.533	2	12:47.441		
3	11	17:08:59.734	Levente Révész	HUN		Team Motopark	GER	Dallara F320 Spiess	16:07.676	1	1:09.464		

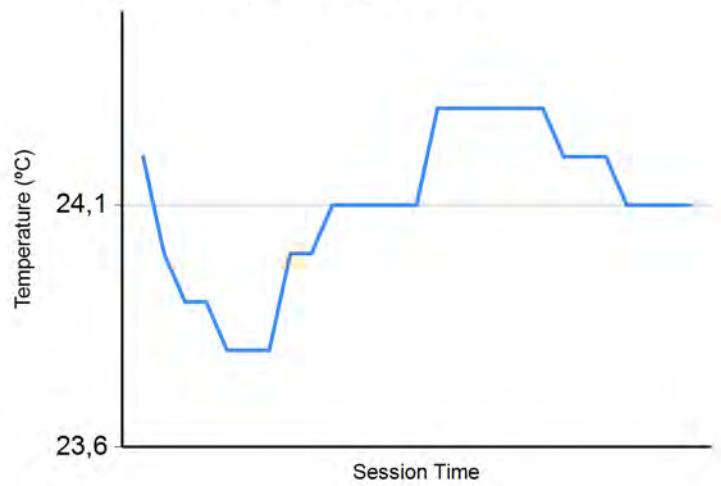




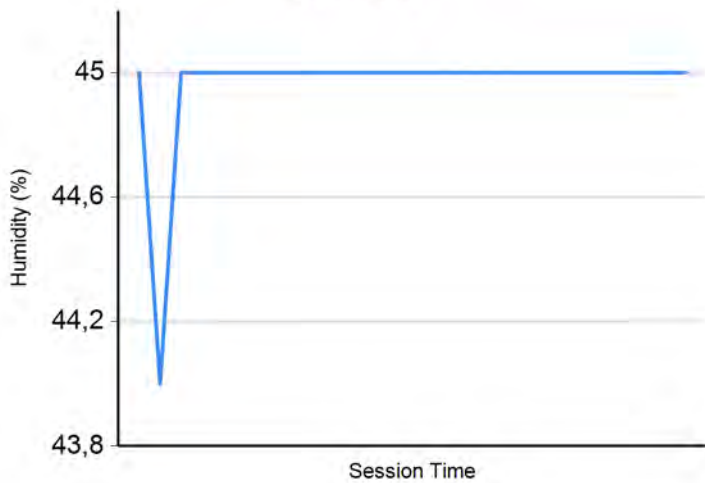
Air Temperature



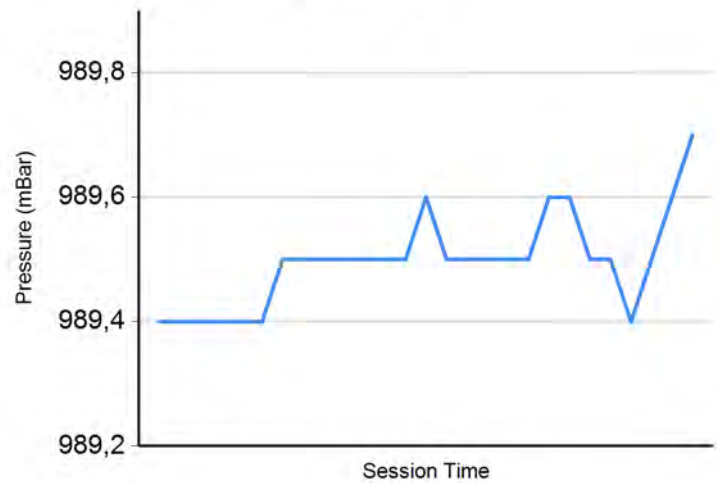
Track Temperature



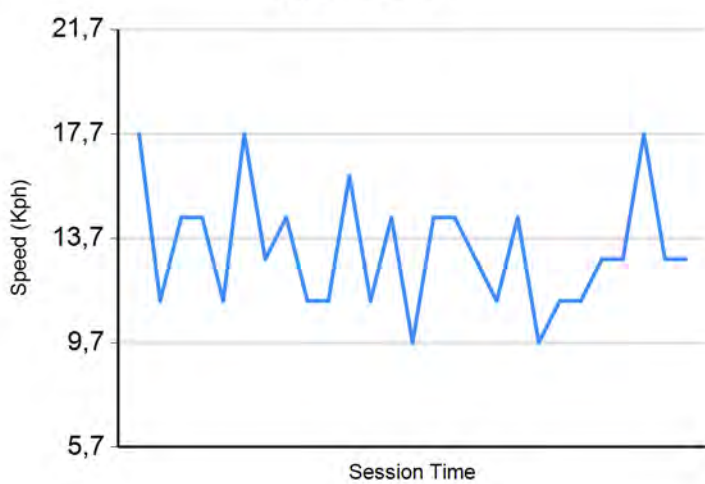
Humidity



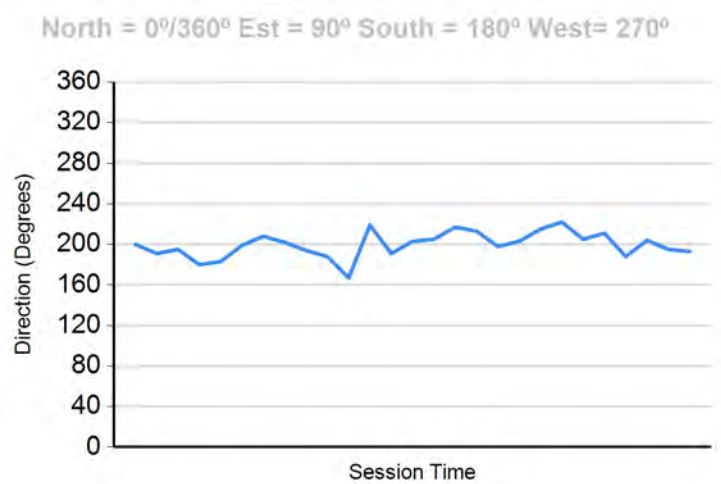
Pressure

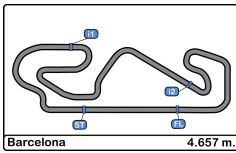


Wind Speed



Wind direction





Circuit de Barcelona
Euroformula Open
Race - 1
Final Results



Clas	Nº	Driver	Nat	Cat	Clas	Team	Nat	Vehicle	Laps	Total Time	Gap	Interval	Km/h	Best	Time	Km/h
1	15	Enzo Trulli	ITA			CryptoTower Racing Team	JPN	Dallara F320 Spiess	17	29:02.309			163.5	8	1:33.133	180.0
2	5	Charlie Wurz	AUT			CryptoTower Racing Team	JPN	Dallara F320 Spiess	17	29:03.153	0.844	0.844	163.5	6	1:32.967	180.3
3	73	Cian Shields	GBR			Team Motopark	DEU	Dallara F320 Spiess	17	29:06.990	4.681	3.837	163.1	6	1:33.649	179.0
4	84	Francesco Simonazzi	ITA			BVM Racing	ITA	Dallara F320 Spiess	17	29:07.848	5.539	0.858	163.0	5	1:33.632	179.0
5	11	Levente Révész	HUN			Team Motopark	DEU	Dallara F320 Spiess	17	29:08.249	5.940	0.401	163.0	7	1:33.556	179.1
6	26	Jakob Bergmeister	DEU	R	1	CryptoTower Racing Team	JPN	Dallara F320 Spiess	17	29:09.766	7.457	1.517	162.8	6	1:33.806	178.7

Not classified: (Requirements: 75% of number laps of leader = 13 Laps)

19	Noel Leon	MEX				Team Motopark	DEU	Dallara F320 Spiess	9	14:10.195	8 Laps	8 Laps	177.4	4	1:33.359	179.5
7	Vladimir Netusil	CZE	GC			Effective Racing	CZE	Dallara F320 HWA	5	23:51.624	12 Laps	4 Laps	58.5	1	1:44.295	160.7

Fastest lap Charlie Wurz in 1:32.967 at 180.3 Km/h in lap 6

Published at:.....

Track Temp: 24.1 °C Air Temp: 20.3 °C Humidity: 45 % Track Status: DRY

Stewards:

Timekeeper:

Luis Garcia
 JOB-1605-ESP/M










Championship Classification

Cls	N°	Name	Nat	Net Pts	Pts																															
						Portimao			Spa-Francorchamps			Hungaroring			Paul Ricard			Red Bull Ring			Monza			Mugello			Barcelona									
						q	R1	R2	R3	q	R1	R2	R3	q	R1	R2	R3	q	R1	R2	R3	q	R1	R2	R3	q	R1	R2	R3							
1	19	Noel Leon		367	367	17 3-1	11 5-F	25 1	1	26 1-F	21 2-F-4	16 3-F	1	26 1-F	12 4	18 3-F-3	1	NC	6 7	20 2-4	1	26 1-F	28 1-F-5	21 2-F-4	1	26 1-F	NC	18 2		28 1-F-2	17 3-3		NC			
2	73	Cian Shields		290	290	8 6	2 9	10 5		18 2	12 4	27 1-4		18 2	4 8	8 6		12 4	19 2-F	26 1-F		18 2	10 5	25 1		8 6	12 4	NC		12 4	26 1-F		15 3			
3	84	Francesco Simonazzi		274	274	12 4	25 1	15 3		10 5	15 3	18 2		12 4	10 5	10 5		NC	17 3-4	10 5		14 4-5	18 2	10 5		14 4-2	11 5-F	13 4-F		18 2	10 5		12 4			
4	23	Bryce Aron		238	238	10 5	12 4	12 4		17 3-2	25 1	10 5		8 6	26 1-F	12 4		15 3	25 1	12 4		8 6	8 6	8 6		6 7	NC	10 5		10 5	4 8		NP			
5	69	Joshua Dufek		138	138		NP	NP	NP		NP	NP	NP		NP	NP	NP		NP	NP	NP		15 3	12 4	15 3		18 2	18 2	27 1-4		15 3	18 2		NP		
6	26	Jakob Bergmeister		124	124		8 NP	8 6	8 6		8 6	8 6	NP		4 6	6 7	18 2		20 2-5	10 5	8 6		6 7	6 7			NP	NP	NP				8 6			
7	10	Juju Noda		118	118	6 7	6 7	6 7		6 7	6 7	8 6		10 5	15 3	2 9		26 1-F	12 4	15 3			NP	NP	NP		NP	NP	NP					NP		
8	5	Charlie Wurz		107	107		NP	NP	NP		NP	NP	NP		NP	NP	NP		NP	NP	NP		10 5	15 3	12 4		15 3	27 1-3	NC	1	NC	8 6		19 2-F		
9	21	Josh Mason		96	96		NP	NP	NP		12 4	10 5	12 4		17 3-1	20 2-2	25 1		NP	NP	NP		NP	NP	NP		NP	NP	NP					NP		
10	15	Enzo Trulli		76	76	1 1	25 2-4	20 8	4		NP	NP	NP		NP	NP	NP		NP	NP	NP		NP	NP	NP		NP	NP	NP				1 1	25		
11	11	Levente Révész		72	72		NP	NP	NP		NP	NP	NP		NP	NP	NP		NP	NP	NP		NP	NP	NP		10 5	15 3	15 3		8 6	12 4		12 5-2		
12	77	Tim Tramnitz		55	55	19 2-F	15 3	21 2-F-3			NP	NP	NP		NP	NP	NP		NP	NP	NP		NP	NP	NP		NP	NP	NP					NP		
13	7	Vladimir Netusil		29	29		4 NP	1 8	10		1 10	1 10	6 7		2 9	2 9	4 8		NP	NP	NP		2 9	4 8	2 9		NP	NP	NP					NC		
14	212	Paolo Brajnik		26	26		NC	NP	9		2 9	2 9	NP		NC	NP	NP		NP	NP	NP		4 8	4 NC	4 8		NP	NP	NP		6 7	6 7		NP		
15	6	Vladislav Ryabov		24	24		NP	NP	NP		NP	NP	NP		NP	NP	NP		10 5	8 6	6 7		NP	NP	NP		NP	NP	NP					NP		
16	20	Benjamin Berta		20	20		NP	NP	NP		NP	NP	NP		6 7	8 6	6 7		NP	NP	NP		NP	NP	NP		NP	NP	NP					NP		
17	99	Attila Péntzes		16	16		NP	NP	NP		NP	NP	NP		NP	NP	NP		8 6	4 8	4 8		NP	NP	NP		NP	NP	NP					NP		
18	39	Gerrard Xie		8	8		NP	NP	NP		4 8	4 8	NC		NP	NP	NP		NP	NP	NP		NP	NP	NP		NP	NP	NP					NP		

















Championship Rookie Classification

Cls	N°	Name	Nat	Net Pts	Pts	 <u>Portimao</u>			 <u>SPA-Francorchamps</u>			 <u>Hungaroring</u>			 <u>Paul Ricard</u>			 <u>Red Bull Ring</u>			 <u>Monza</u>			 <u>Mugello</u>		 <u>Barcelona</u>			
						R1	R2	R3	R1	R2	R3	R1	R2	R3	R1	R2	R3	R1	R2	R3	R1	R2	R3	R1	R2	R1	R2	R3	
1	26	Jakob Bergmeister		130	130		10	10	10	10		8	8	10	8	8	8	10	10	10							10		
2	10	Juju Noda		110	110	10	8	8	8	8	10	10	10	8	10	10	10												
3	6	Vladislav Ryabov		18	18										6	6	6												
4	39	Gerrard Xie		12	12				6	6																			



Championship Teams' Classification

Cls	Team	Nat	Pts	 <u>Portimao</u>			 <u>SPA-Francorchamps</u>			 <u>Hungaroring</u>			 <u>Paul Ricard</u>			 <u>Red Bull Ring</u>			 <u>Monza</u>			 <u>Mugello</u>			 <u>Barcelona</u>			
				R1	R2	R3	R1	R2	R3	R1	R2	R3	R1	R2	R3	R1	R2	R3	R1	R2	R3	R1	R2	R3				
1	Team Motopark		303	9	7	14	18	18	16	18	14	14	14	18	18	18	18	13	18	13	10	14	14	16		9		
2	CryptoTower Racing Team		181	18	14	8	4	3	4	6	8	10	3			9	10	10	14	18	10	6	8		18			
3	BVM Racing		97	4	10	6	3	6	8	4	3	3		6	3	4	8	3	4	3	4	8	3		4			
4	Noda Racing		29							3	6		10	4	6													
5	Effective Racing		0																									
6	NV Racing		0																									



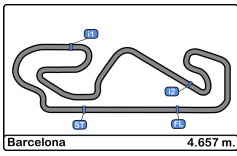
Drivers Statistics

Cls	Nº	Name	Nat	Net Points	Points	First Positions	Seconds Positions	Thirds Positions	Race Fastest Laps	Pole Positions	Laps in first place	Km. covered in Race	Km. covered in Practice
1	19	Noel Leon		367	367	7	4	4	11	5	73	1572.485	1700.351
2	73	Cian Shields		290	290	4	4	1	3	4	72	1635.483	1790.954
3	84	Francesco Simonazzi		274	274	1	3	3	2	1	35	1644.499	1950.376
4	23	Bryce Aron		238	238	3		2	1	2	61	1589.340	1642.051
5	69	Joshua Dufek		138	138	1	3	3			12	669.610	732.904
6	26	Jakob Bergmeister		124	124		2			3		1162.118	1389.673
7	10	Juju Noda		118	118	1		2	1		10	965.526	945.775
8	5	Charlie Wurz		107	107	1	1	2	1	1	8	612.174	995.090
9	21	Josh Mason		96	96	1	1	1			20	468.571	395.852
10	15	Enzo Trulli		76	76	2	1			2	39	325.778	442.215
11	11	Levente Révész		72	72			2			2	489.219	720.246
12	77	Tim Tramnitz		55	55		2	1	2		1	246.609	209.385
13	7	Vladimir Netusil		29	29							914.543	869.669
14	212	Paolo Brajnik		26	26					1		701.170	958.073
15	6	Vladislav Ryabov		24	24							250.346	238.702
16	20	Benjamin Berta		20	20							223.431	192.764
17	99	Attila Péntzes		16	16					1		250.346	197.948
18	39	Gerrard Xie		8	8					1		182.104	154.088



Drivers Performance

Cls	Nº	Name	Nat	Net Pts	Pts	 <u>Portimao</u>			 <u>SPA-Francorchamps</u>			 <u>Hungaroring</u>			 <u>Paul Ricard</u>			 <u>Red Bull Ring</u>			 <u>Monza</u>			 <u>Mugello</u>			 <u>Barcelona</u>		
						R1	R2	R3	R1	R2	R3	R1	R2	R3	R1	R2	R3	R1	R2	R3	R1	R2	R3	R1	R2		R1	R2	R3
1	19	Noel Leon		367	367	4-3	4-5	3-1	1-1	6-2	6-3	1-1	6-4	6-3	1-NC	8-7	6-2	1-1	6-1	6-2	1-1	6-NC	6-2	2-1	3-3	3-NC			
2	73	Cian Shields		290	290	6-6	1-9	1-5	2-2	5-4	5-1	2-2	5-8	5-6	6-4	3-2	1-1	4-2	5-5	3-1	5-6	1-4	2-NC	6-4	6-1	4-3			
3	84	Francesco Simonazzi		274	274	3-4	3-1	4-3	3-5	2-3	4-2	3-4	3-5	4-5	2-NC	7-3	5-5	9-4	3-2	9-5	6-4	3-5	1-4	4-2	4-5	5-4			
4	23	Bryce Aron		238	238	5-5	2-4	2-4	5-3	4-1	2-5	7-6	1-1	7-4	3-3	4-1	4-4	5-6	1-6	2-6	4-7	7-NC	3-5	3-5	5-8	NP-NP			
5	69	Joshua Dufek		138	138	NP-NP	NP-NP	NP-NP	NP-NP	NP-NP	NP-NP	NP-NP	NP-NP	NP-NP	NP-NP	NP-NP	2-3	4-4	5-3	2-2	5-2	5-1	7-3	2-2		NP-NP			
6	26	Jakob Bergmeister		124	124	7-NC	8-6	7-6	7-6	1-6	NP-NP	6-8	8-7	1-2	7-2	5-5	7-6	6-7	7-7	1-7	NP-NP	NP-NP	NP-NP			6-6			
7	10	Juju Noda		118	118	8-7	7-7	8-7	8-7	7-7	8-6	5-5	2-3	2-9	5-1	6-4	2-3	NP-NP	NP-NP	NP-NP	NP-NP	NP-NP	NP-NP			NP-NP			
8	5	Charlie Wurz		107	107	NP-NP	NP-NP	NP-NP	NP-NP	NP-NP	NP-NP	NP-NP	NP-NP	NP-NP	NP-NP	NP-NP	3-5	2-3	4-4	3-3	4-1	4-NC	5-NC	1-6	2-2				
9	21	Josh Mason		96	96	NP-NP	NP-NP	NP-NP	4-4	3-5	3-4	4-3	4-2	3-1	NP-NP	NP-NP	NP-NP	NP-NP	NP-NP	NP-NP	NP-NP	NP-NP				NP-NP			
10	15	Enzo Trulli		76	76	1-1	6-2	6-8	NP-NP	NP-NP	NP-NP	NP-NP	NP-NP	NP-NP	NP-NP	NP-NP	NP-NP	NP-NP	NP-NP	NP-NP	NP-NP	NP-NP				1-1			
11	11	Levente Révész		72	72	NP-NP	NP-NP	NP-NP	NP-NP	NP-NP	NP-NP	NP-NP	NP-NP	NP-NP	NP-NP	NP-NP	NP-NP	NP-NP	NP-NP	NP-NP	7-5	2-3	7-3	8-6	7-4	7-5			
12	77	Tim Tramnitz		55	55	2-2	5-3	5-2	NP-NP	NP-NP	NP-NP	NP-NP	NP-NP	NP-NP	NP-NP	NP-NP	NP-NP	NP-NP	NP-NP	NP-NP	NP-NP	NP-NP	NP-NP				NP-NP		
13	7	Vladimir Netusil		29	29	10-NC	9-8	10-10	10-10	10-10	10-7	9-9	9-9	9-8	NP-NP	NP-NP	NP-NP	7-9	9-8	7-9	NP-NP	NP-NP	NP-NP				8-NC		
14	212	Paolo Brajnik		26	26	9-NC	NP-NP	9-9	9-9	9-9	NP-NP	10-NC	NP-NP	NP-NP	NP-NP	NP-NP	NP-NP	8-8	8-NC	8-8	NP-NP	NP-NP	NP-NP	1-7	8-7		NP-NP		
15	6	Vladislav Ryabov		24	24	NP-NP	NP-NP	NP-NP	NP-NP	NP-NP	NP-NP	NP-NP	NP-NP	NP-NP	4-5	2-6	3-7	NP-NP	NP-NP	NP-NP	NP-NP	NP-NP	NP-NP				NP-NP		
16	20	Benjamin Berta		20	20	NP-NP	NP-NP	NP-NP	NP-NP	NP-NP	NP-NP	8-7	7-6	8-7	NP-NP	NP-NP	NP-NP	NP-NP	NP-NP	NP-NP	NP-NP	NP-NP	NP-NP				NP-NP		
17	99	Attila Péntzes		16	16	NP-NP	NP-NP	NP-NP	NP-NP	NP-NP	NP-NP	NP-NP	NP-NP	NP-NP	8-6	1-8	8-8	NP-NP	NP-NP	NP-NP	NP-NP	NP-NP	NP-NP				NP-NP		
18	39	Gerrard Xie		8	8	NP-NP	NP-NP	NP-NP	6-8	8-8	1-NC	NP-NP	NP-NP	NP-NP	NP-NP	NP-NP	NP-NP	NP-NP	NP-NP	NP-NP	NP-NP	NP-NP	NP-NP				NP-NP		



Circuit de Barcelona
Euroformula Open
Race - 2
Starting Grid



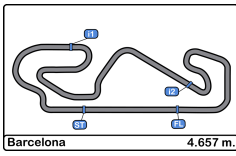
6	15	CryptoTower Racing Team	Enzo Trulli	29:02.309	4.	14:10.195	Team Motopark	Noel Leon	19	7
4	73	Team Motopark	Cian Shields	29:06.990	3.	29:03.153	CryptoTower Racing Team	Charlie Wurz	5	5
2	11	Team Motopark	Levente Révész	29:08.249	2.	29:07.848	BVM Racing	Francesco Simonazzi	84	3
					1.	29:09.766	CryptoTower Racing Team	Jakob Bergrmeister	26	1

↓
Pole

Published at:.....

Stewards:	Timekeeper:  Luis Garcia JOB-1605-ESP/M
------------------	--





Circuit de Barcelona
Euroformula Open
Race - 2
Provisional Results



Clas	Nº	Driver	Nat	Cat	Clas	Team	Nat	Vehicle	Laps	Total Time	Gap	Interval	Km/h	Best	Time	Km/h		
1	11	Levente Révész		HUN		Team Motopark		DEU	Dallara F320 Spiess	17	26:23.150			180.0	11	1:32.469	181.3	
2	5	Charlie Wurz		AUT		CryptoTower Racing Team		JPN	Dallara F320 Spiess	17	26:23.640	0.490	0.490	179.9	5	1:32.278	181.6	
3	73	Cian Shields		GBR		Team Motopark		DEU	Dallara F320 Spiess	17	26:24.682	1.532	1.042	179.8	5	1:32.377	181.4	
4	19	Noel Leon		MEX		Team Motopark		DEU	Dallara F320 Spiess	17	26:26.962	3.812	2.280	179.5	5	1:32.626	180.9	
5	84	Francesco Simonazzi		ITA		BVM Racing		ITA	Dallara F320 Spiess	17	26:29.428	6.278	2.466	179.3	7	1:32.661	180.9	
6	15	Enzo Trulli		ITA		CryptoTower Racing Team		JPN	Dallara F320 Spiess	17	26:30.315	7.165	0.887	179.2	8	1:32.622	181.0	
7	26	Jakob Bergmeister		DEU	R	1	CryptoTower Racing Team		JPN	Dallara F320 Spiess	17	26:31.968	8.818	1.653	179.0	3	1:32.885	180.4

Fastest lap Charlie Wurz in 1:32.278 at 181.6 Km/h in lap 5

Published at:.....

Track Temp: **14.1 °C** Air Temp: **12.6 °C** Humidity: **70 %** Track Status: **DRY**

Race Director:

Xavier Boné

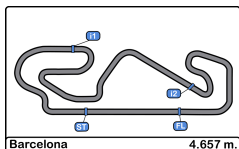
DC-0773-ESP/CAT

Timekeeper:

Luis Garcia

JOB-1605-ESP/M





Circuit de Barcelona
Euroformula Open
Race - 2
Provisional Results by Category



Rookie																
Clas	Nº	Driver	Nat	Cat	Clas	Team	Nat	Vehicle	Laps	Total Time	Gap	Interval	Km/h	Best	Time	Km/h
1	26	Jakob Bergmeister		R	1	CryptoTower Racing Team		Dallara F320 Spiess	17	26:31.968			179.0	3	1:32.885	180.4
1	11	Levente Révész				Team Motopark		Dallara F320 Spiess	17	26:23.150			180.0	11	1:32.469	181.3
2	5	Charlie Wurz				CryptoTower Racing Team		Dallara F320 Spiess	17	26:23.640	0.490	0.490	179.9	5	1:32.278	181.6
3	73	Cian Shields				Team Motopark		Dallara F320 Spiess	17	26:24.682	1.532	1.042	179.8	5	1:32.377	181.4
4	19	Noel Leon				Team Motopark		Dallara F320 Spiess	17	26:26.962	3.812	2.280	179.5	5	1:32.626	180.9
5	84	Francesco Simonazzi				BVM Racing		Dallara F320 Spiess	17	26:29.428	6.278	2.466	179.3	7	1:32.661	180.9
6	15	Enzo Trulli				CryptoTower Racing Team		Dallara F320 Spiess	17	26:30.315	7.165	0.887	179.2	8	1:32.622	181.0

Fastest lap Charlie Wurz in 1:32.278 at 181.6 Km/h in lap 5

Published at:.....

Track Temp: 14.1 °C Air Temp: 12.6 °C Humidity: 70 % Track Status: DRY

Race Director:

Xavier Boné

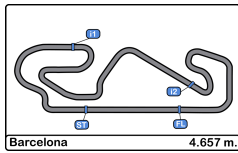
DC-0773-ESP/CAT

Timekeeper:

Luis Garcia

JOB-1605-ESP/M





Circuit de Barcelona

Euroformula Open

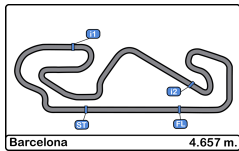
Race - 2



Provisional Classification by Driver Fastest Lap

Clas	Nº	Driver	Nat	Cat	Clas	Team	Nat	Vehicle	Laps	Best	Time	Gap	Interval	Km/h	
1	5	Charlie Wurz		AUT		CryptoTower Racing Team		Dallara F320 Spiess	17	5	1:32.278			181.6	
2	73	Cian Shields		GBR		Team Motopark		Dallara F320 Spiess	17	5	1:32.377	0.099	0.099	181.4	
3	11	Levente Révész		HUN		Team Motopark		Dallara F320 Spiess	17	11	1:32.469	0.191	0.092	181.3	
4	15	Enzo Trulli		ITA		CryptoTower Racing Team		Dallara F320 Spiess	17	8	1:32.622	0.344	0.153	181.0	
5	19	Noel Leon		MEX		Team Motopark		Dallara F320 Spiess	17	5	1:32.626	0.348	0.004	180.9	
6	84	Francesco Simonazzi		ITA		BVM Racing		Dallara F320 Spiess	17	7	1:32.661	0.383	0.035	180.9	
7	26	Jakob Bergmeister		DEU	R	1	CryptoTower Racing Team		Dallara F320 Spiess	17	3	1:32.885	0.607	0.224	180.4





Circuit de Barcelona

Euroformula Open

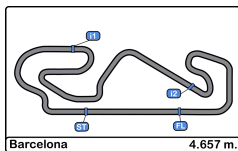
Race - 2

Distance and Speed Average



Clas	Nº	Driver	Nat	Cat	Clas	Team	Nat	Vehicle	Laps	Distance	Total Time	Km/h	
1	11	Levente Révész		HUN		Team Motopark		Dallara F320 Spiess	17	79.16	26:23.150	180.0	
2	5	Charlie Wurz		AUT		CryptoTower Racing Team		Dallara F320 Spiess	17	79.16	26:23.640	179.9	
3	73	Cian Shields		GBR		Team Motopark		Dallara F320 Spiess	17	79.16	26:24.682	179.8	
4	19	Noel Leon		MEX		Team Motopark		Dallara F320 Spiess	17	79.16	26:26.962	179.5	
5	84	Francesco Simonazzi		ITA		BVM Racing		Dallara F320 Spiess	17	79.16	26:29.428	179.3	
6	15	Enzo Trulli		ITA		CryptoTower Racing Team		Dallara F320 Spiess	17	79.16	26:30.315	179.2	
7	26	Jakob Bergmeister		DEU	R	1	CryptoTower Racing Team		Dallara F320 Spiess	17	79.16	26:31.968	179.0





Circuit de Barcelona
Euroformula Open
Race - 2
Lap Analysis



5 Charlie Wurz Dallara F320 Spiess **15** Enzo Trulli Dallara F320 Spiess

CryptoTower Racing Team

CryptoTower Racing Team

Lap	D	Time	Sector 1	Sector 2	Sector 3	T. Spd	Elapsed	Lap	D	Time	Sector 1	Sector 2	Sector 3	T. Spd	Elapsed
1		1:38.876	33.883	37.758	27.235	210.5	1:38.876	1		1:40.426	34.402	38.658	27.366	214.2	1:40.426
2		1:32.672	28.551	37.283	26.838	239.4	3:11.548	2		1:33.086	28.564	37.388	27.134	239.4	3:13.512
3		1:32.335	28.331	37.172	26.832	238.9	4:43.883	3		1:33.041	28.394	37.351	27.296	241.0	4:46.553
4		1:32.570	28.673	37.028	26.869	243.7	6:16.453	4		1:32.888	28.497	37.314	27.077	240.0	6:19.441
5		1:32.278	28.352	37.062	26.864	238.4	7:48.731	5		1:32.789	28.489	37.185	27.115	239.4	7:52.230
6		1:32.325	28.388	37.117	26.820	239.4	9:21.056	6		1:33.748	28.469	37.883	27.396	239.4	9:25.978
7		1:33.140	28.650	37.373	27.117	241.6	10:54.196	7		1:32.971	28.357	37.283	27.331	241.6	10:58.949
8		1:32.618	28.427	37.276	26.915	240.5	12:26.814	8		1:32.622	28.340	37.131	27.151	241.0	12:31.571
9		1:33.808	29.424	37.352	27.032	243.7	14:00.622	9		1:33.178	28.344	37.350	27.484	240.5	14:04.749
10		1:32.560	28.414	37.084	27.062	238.4	15:33.182	10		1:32.964	28.573	37.255	27.136	240.0	15:37.713
11		1:32.478	28.460	37.025	26.993	238.9	17:05.660	11		1:32.882	28.493	37.173	27.216	240.5	17:10.595
12		1:32.459	28.342	37.114	27.003	238.9	18:38.119	12		1:33.464	28.453	37.589	27.422	240.0	18:44.059
13		1:32.705	28.405	37.300	27.000	239.4	20:10.824	13		1:33.389	28.752	37.369	27.268	241.0	20:17.448
14		1:33.728	29.507	37.275	26.946	243.2	21:44.552	14		1:33.151	28.458	37.407	27.286	240.5	21:50.599
15		1:33.249	28.475	37.402	27.372	239.4	23:17.801	15		1:33.157	28.401	37.404	27.352	240.5	23:23.756
16		1:33.054	28.665	37.302	27.087	236.8	24:50.855	16		1:33.181	28.525	37.388	27.268	238.9	24:56.937
17		1:32.785	28.425	37.342	27.018	238.4	26:23.640	17		1:33.378	28.535	37.395	27.448	239.4	26:30.315

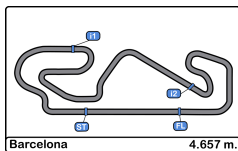
11 Levente Révész Dallara F320 Spiess **19** Noel Leon Dallara F320 Spiess

Team Motopark

Team Motopark

Lap	D	Time	Sector 1	Sector 2	Sector 3	T. Spd	Elapsed	Lap	D	Time	Sector 1	Sector 2	Sector 3	T. Spd	Elapsed
1		1:37.556	32.995	37.642	26.919	203.7	1:37.556	1		1:39.908	34.143	38.486	27.279	214.2	1:39.908
2		1:32.559	28.677	37.106	26.776	233.7	3:10.115	2		1:33.113	28.487	37.545	27.081	242.1	3:13.021
3		1:32.615	28.563	37.099	26.953	234.7	4:42.730	3		1:32.763	28.373	37.365	27.025	242.1	4:45.784
4		1:32.764	28.702	37.158	26.904	234.7	6:15.494	4		1:32.868	28.503	37.424	26.941	242.6	6:18.652
5		1:32.629	28.575	37.160	26.894	234.7	7:48.123	5		1:32.626	28.332	37.312	26.982	243.7	7:51.278
6		1:32.529	28.501	37.127	26.901	234.7	9:20.652	6		1:34.277	28.923	38.078	27.276	239.4	9:25.555
7		1:33.057	28.889	37.220	26.948	235.2	10:53.709	7		1:32.740	28.379	37.371	26.990	243.7	10:58.295
8		1:32.762	28.547	37.119	27.096	235.2	12:26.471	8		1:32.697	28.304	37.295	27.098	243.7	12:30.992
9		1:33.207	28.904	37.313	26.990	236.3	13:59.678	9		1:33.119	28.498	37.392	27.229	242.6	14:04.111
10		1:32.685	28.623	37.096	26.966	235.2	15:32.363	10		1:32.937	28.472	37.322	27.143	243.7	15:37.048
11		1:32.469	28.517	37.078	26.874	235.2	17:04.832	11		1:32.688	28.362	37.225	27.101	243.2	17:09.736
12		1:32.731	28.487	37.217	27.027	235.2	18:37.563	12		1:33.298	28.477	37.681	27.140	243.7	18:43.034
13		1:32.906	28.540	37.231	27.135	234.7	20:10.469	13		1:32.712	28.452	37.184	27.076	236.8	20:15.746
14		1:33.530	29.105	37.324	27.101	235.8	21:43.999	14		1:32.875	28.600	37.196	27.079	235.8	21:48.621
15		1:33.156	28.663	37.328	27.165	234.7	23:17.155	15		1:32.753	28.432	37.194	27.127	236.8	23:21.374
16		1:32.963	28.683	37.253	27.027	234.2	24:50.118	16		1:32.695	28.439	37.185	27.071	236.8	24:54.069
17		1:33.032	28.657	37.359	27.016	234.2	26:23.150	17		1:32.893	28.459	37.244	27.190	237.3	26:26.962





Circuit de Barcelona
Euroformula Open
Race - 2
Lap Analysis



26 Jakob Bergmeister Dallara F320 Spiess **84** Francesco Simonazzi Dallara F320 Spiess

Rookie

CryptoTower Racing Team

BVM Racing

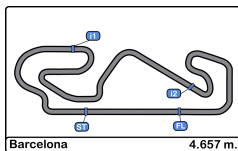
Lap	D	Time	Sector 1	Sector 2	Sector 3	T. Spd	Elapsed	Lap	D	Time	Sector 1	Sector 2	Sector 3	T. Spd	Elapsed
1		1:41.255	34.576	38.885	27.794	206.1	1:41.255	1		1:39.555	33.916	38.344	27.295	209.7	1:39.555
2		1:33.368	28.650	37.541	27.177	236.3	3:14.623	2		1:33.049	28.526	37.539	26.984	241.0	3:12.604
3		1:32.885	28.457	37.211	27.217	238.9	4:47.508	3		1:32.891	28.386	37.433	27.072	240.5	4:45.495
4		1:32.918	28.475	37.390	27.053	240.0	6:20.426	4		1:32.820	28.465	37.362	26.993	240.0	6:18.315
5		1:32.963	28.424	37.408	27.131	240.0	7:53.389	5		1:32.784	28.344	37.351	27.089	241.6	7:51.099
6		1:33.356	28.488	37.488	27.380	240.0	9:26.745	6		1:34.096	29.079	37.899	27.118	239.4	9:25.195
7		1:33.077	28.392	37.413	27.272	241.6	10:59.822	7		1:32.661	28.412	37.225	27.024	240.5	10:57.856
8		1:33.005	28.372	37.385	27.248	240.5	12:32.827	8		1:32.743	28.439	37.266	27.038	240.0	12:30.599
9		1:33.069	28.463	37.191	27.415	239.4	14:05.896	9		1:33.190	28.387	37.557	27.246	240.0	14:03.789
10		1:32.939	28.518	37.285	27.136	239.4	15:38.835	10		1:32.829	28.479	37.251	27.099	239.4	15:36.618
11		1:33.207	28.402	37.493	27.312	239.4	17:12.042	11		1:32.820	28.423	37.268	27.129	240.5	17:09.438
12		1:33.392	28.438	37.564	27.390	240.0	18:45.434	12		1:34.392	28.689	38.310	27.393	241.0	18:43.830
13		1:33.315	28.552	37.379	27.384	238.9	20:18.749	13		1:32.937	28.407	37.410	27.120	243.2	20:16.767
14		1:33.294	28.511	37.464	27.319	239.4	21:52.043	14		1:33.144	28.498	37.415	27.231	240.5	21:49.911
15		1:33.192	28.517	37.391	27.284	237.3	23:25.235	15		1:32.932	28.382	37.361	27.189	241.6	23:22.843
16		1:33.110	28.423	37.488	27.199	238.9	24:58.345	16		1:33.131	28.391	37.466	27.274	240.5	24:55.974
17		1:33.623	28.507	37.519	27.597	239.4	26:31.968	17		1:33.454	28.434	37.546	27.474	240.5	26:29.428

73 Cian Shields Dallara F320 Spiess

Team Motopark

Lap	D	Time	Sector 1	Sector 2	Sector 3	T. Spd	Elapsed
1		1:38.288	33.199	37.843	27.246	209.3	1:38.288
2		1:32.692	28.517	37.061	27.114	237.8	3:10.980
3		1:32.585	28.483	37.050	27.052	238.4	4:43.565
4		1:33.791	29.264	37.403	27.124	238.4	6:17.356
5		1:32.377	28.366	37.043	26.968	239.4	7:49.733
6		1:32.892	28.556	37.297	27.039	239.4	9:22.625
7		1:33.056	28.437	37.416	27.203	238.9	10:55.681
8		1:32.663	28.505	37.217	26.941	238.4	12:28.344
9		1:33.037	28.462	37.415	27.160	238.4	14:01.381
10		1:32.603	28.364	37.204	27.035	240.5	15:33.984
11		1:32.735	28.423	37.097	27.215	240.0	17:06.719
12		1:32.728	28.491	37.031	27.206	238.9	18:39.447
13		1:32.751	28.442	37.162	27.147	238.4	20:12.198
14		1:33.296	28.584	37.409	27.303	237.3	21:45.494
15		1:32.859	28.461	37.231	27.167	238.9	23:18.353
16		1:33.311	28.554	37.287	27.470	241.6	24:51.664
17		1:33.018	28.482	37.326	27.210	239.4	26:24.682





Circuit de Barcelona
Euroformula Open
Race - 2
Analysis by Lap



Barcelona 4.657 m.

Num	Lap Time	Gap
Lap 1		
11	1:37.556	
73	1:38.288	00.732
5	1:38.876	01.320
84	1:39.555	01.999
19	1:39.908	02.352
15	1:40.426	02.870
26	1:41.255	03.699

Num	Lap Time	Gap
Lap 7		
11	1:33.057	
5	1:33.140	00.487
73	1:33.056	01.972
84	1:32.661	04.147
19	1:32.740	04.586
15	1:32.971	05.240
26	1:33.077	06.113

Num	Lap Time	Gap
Lap 13		
11	1:32.906	
5	1:32.705	00.355
73	1:32.751	01.729
19	1:32.712	05.277
84	1:32.937	06.298
15	1:33.389	06.979
26	1:33.315	08.280

Num	Lap Time	Gap
Lap 2		
11	1:32.559	
73	1:32.692	00.865
5	1:32.672	01.433
84	1:33.049	02.489
19	1:33.113	02.906
15	1:33.086	03.397
26	1:33.368	04.508

Num	Lap Time	Gap
Lap 8		
11	1:32.762	
5	1:32.618	00.343
73	1:32.663	01.873
84	1:32.743	04.128
19	1:32.697	04.521
15	1:32.622	05.100
26	1:33.005	06.356

Num	Lap Time	Gap
Lap 14		
11	1:33.530	
5	1:33.728	00.553
73	1:33.296	01.495
19	1:32.875	04.622
84	1:33.144	05.912
15	1:33.151	06.600
26	1:33.294	08.044

Num	Lap Time	Gap
Lap 3		
11	1:32.615	
73	1:32.585	00.835
5	1:32.335	01.153
84	1:32.891	02.765
19	1:32.763	03.054
15	1:33.041	03.823
26	1:32.885	04.778

Num	Lap Time	Gap
Lap 9		
11	1:33.207	
5	1:33.808	00.944
73	1:33.037	01.703
84	1:33.190	04.111
19	1:33.119	04.433
15	1:33.178	05.071
26	1:33.069	06.218

Num	Lap Time	Gap
Lap 15		
11	1:33.156	
5	1:33.249	00.646
73	1:32.859	01.198
19	1:32.753	04.219
84	1:32.932	05.688
15	1:33.157	06.601
26	1:33.192	08.080

Num	Lap Time	Gap
Lap 4		
11	1:32.764	
5	1:32.570	00.959
73	1:33.791	01.862
84	1:32.820	02.821
19	1:32.868	03.158
15	1:32.888	03.947
26	1:32.918	04.932

Num	Lap Time	Gap
Lap 10		
11	1:32.685	
5	1:32.560	00.819
73	1:32.603	01.621
84	1:32.829	04.255
19	1:32.937	04.685
15	1:32.964	05.350
26	1:32.939	06.472

Num	Lap Time	Gap
Lap 16		
11	1:32.963	
5	1:33.054	00.737
73	1:33.311	01.546
19	1:32.695	03.951
84	1:33.131	05.856
15	1:33.181	06.819
26	1:33.110	08.227

Num	Lap Time	Gap
Lap 5		
11	1:32.629	
5	1:32.278	00.608
73	1:32.377	01.610
84	1:32.784	02.976
19	1:32.626	03.155
15	1:32.789	04.107
26	1:32.963	05.266

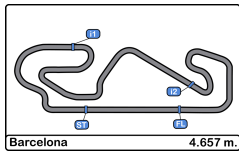
Num	Lap Time	Gap
Lap 11		
11	1:32.469	
5	1:32.478	00.828
73	1:32.735	01.887
84	1:32.820	04.606
19	1:32.688	04.904
15	1:32.882	05.763
26	1:33.207	07.210

Num	Lap Time	Gap
Lap 17		
11	1:33.032	
5	1:32.785	00.490
73	1:33.018	01.532
19	1:32.893	03.812
84	1:33.454	06.278
15	1:33.378	07.165
26	1:33.623	08.818

Num	Lap Time	Gap
Lap 6		
11	1:32.529	
5	1:32.325	00.404
73	1:32.892	01.973
84	1:34.096	04.543
19	1:34.277	04.903
15	1:33.748	05.326
26	1:33.356	06.093

Num	Lap Time	Gap
Lap 12		
11	1:32.731	
5	1:32.459	00.556
73	1:32.728	01.884
19	1:33.298	05.471
84	1:34.392	06.267
15	1:33.464	06.496
26	1:33.392	07.871



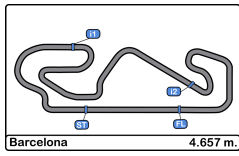


Circuit de Barcelona
Euroformula Open
Race - 2
Best Sectors Results



Sector - 1			Sector - 2			Sector - 3			Ideal Lap vs Best Lap						
Clas	Nº	Driver	Time	Nº	Driver	Time	Nº	Driver	Time	Clas	Nº	Driver	Ideal Lap	Best Lap	Clas
1	19	Noel Leon	28.304	5	Charlie Wurz	37.025	11	Levente Révész	26.776	1	5	Charlie Wurz	1:32.176	1:32.278	1
2	5	Charlie Wurz	28.331	73	Cian Shields	37.031	5	Charlie Wurz	26.820	2	73	Cian Shields	1:32.336	1:32.377	2
3	15	Enzo Trulli	28.340	11	Levente Révész	37.078	73	Cian Shields	26.941	3	11	Levente Révész	1:32.341	1:32.469	3
4	84	Francesco Simonazzi	28.344	15	Enzo Trulli	37.131	19	Noel Leon	26.941	4	19	Noel Leon	1:32.429	1:32.626	5
5	73	Cian Shields	28.364	19	Noel Leon	37.184	84	Francesco Simonazzi	26.984	5	15	Enzo Trulli	1:32.548	1:32.622	4
6	26	Jakob Bergmeister	28.372	26	Jakob Bergmeister	37.191	26	Jakob Bergmeister	27.053	6	84	Francesco Simonazzi	1:32.553	1:32.661	6
7	11	Levente Révész	28.487	84	Francesco Simonazzi	37.225	15	Enzo Trulli	27.077	7	26	Jakob Bergmeister	1:32.616	1:32.885	7



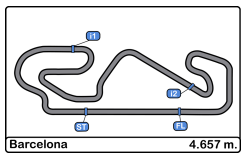


Circuit de Barcelona
Euroformula Open
Race - 2
Leader Sequence



N°	Driver	Nat	Cat	Clas	Team	Nat	Vehicle	Start Lap	End Lap	Laps	Total Laps
11	Levente Révész	HUN			Team Motopark	GER	Dallara F320 Spiess	1	17	17	17



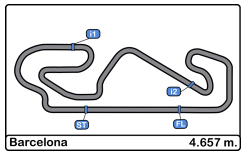


Circuit de Barcelona
Euroformula Open
Race - 2
Best 5 Lap Times



Cls	N°	Driver	Nat	Cat	Cls	Team	Nat	Vehicle	Best 1		Best 2		Best 3		Best 4		Best 5	
									Time	Lap	Time	Lap	Time	Lap	Time	Lap	Time	Lap
1	5	Charlie Wurz		AUT		CryptoTower Racing		Dallara F320 Spiess	1:32.278	5	1:32.325	6	1:32.335	3	1:32.459	12	1:32.478	11
2	73	Cian Shields		GBR		Team Motopark		Dallara F320 Spiess	1:32.377	5	1:32.585	3	1:32.603	10	1:32.663	8	1:32.692	2
3	11	Levente Révész		HUN		Team Motopark		Dallara F320 Spiess	1:32.469	11	1:32.529	6	1:32.559	2	1:32.615	3	1:32.629	5
4	15	Enzo Trulli		ITA		CryptoTower Racing		Dallara F320 Spiess	1:32.622	8	1:32.789	5	1:32.882	11	1:32.888	4	1:32.964	10
5	19	Noel Leon		MEX		Team Motopark		Dallara F320 Spiess	1:32.626	5	1:32.688	11	1:32.695	16	1:32.697	8	1:32.712	13
6	84	Francesco Simonazzi		ITA		BVM Racing		Dallara F320 Spiess	1:32.661	7	1:32.743	8	1:32.784	5	1:32.820	4	1:32.820	11
7	26	Jakob Bergmeister		DEU	R 1	CryptoTower Racing		Dallara F320 Spiess	1:32.885	3	1:32.918	4	1:32.939	10	1:32.963	5	1:33.005	8



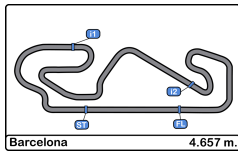


Circuit de Barcelona
Euroformula Open
Race - 2
Best 5 Top Speeds



Clas	Nº	Driver	Nat	Cat	Cls	Team	Nat	Vehicle	Top 1		Top 2		Top 3		Top 4		Top 5		Avg	
									Km/h	Lap	Km/h	Lap	Km/h	Lap	Km/h	Lap	Km/h	Lap		
1	5	Charlie Wurz		AUT		CryptoTower Racing Team		Dallara F320 Spiess	243.7	4	243.7	9	243.2	14	241.6	7	240.5	8	242.5	
2	19	Noel Leon		MEX		Team Motopark		Dallara F320 Spiess	243.7	5	243.7	7	243.7	8	243.7	10	243.7	12	243.7	
3	84	Francesco Simonazzi		ITA		BVM Racing		Dallara F320 Spiess	243.2	13	241.6	5	241.6	15	241.0	2	241.0	12	241.7	
4	15	Enzo Trulli		ITA		CryptoTower Racing Team		Dallara F320 Spiess	241.6	7	241.0	3	241.0	8	241.0	13	240.5	9	241.0	
5	26	Jakob Bergmeister		GER	R	1	CryptoTower Racing Team		Dallara F320 Spiess	241.6	7	240.5	8	240.0	4	240.0	5	240.0	6	240.4
6	73	Cian Shields		GBR		Team Motopark		Dallara F320 Spiess	241.6	16	240.5	10	240.0	11	239.4	5	239.4	6	240.2	
7	11	Levente Révész		HUN		Team Motopark		Dallara F320 Spiess	236.3	9	235.8	14	235.2	7	235.2	8	235.2	10	235.6	



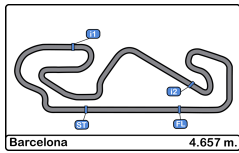


Circuit de Barcelona
Euroformula Open
Race - 2
Fastest Laps Sequence



Lap	Time of Day	Session Time	Nº Driver	Nat	Cat	Team	Nat	Vehicle	Time	Km/h
2	10:21:08.224	3:10.224	11 Levente Révész		HUN	Team Motopark		Dallara F320 Spiess	1:32.559	181.1
3	10:22:41.992	4:43.992	5 Charlie Wurz		AUT	CryptoTower Racing Team		Dallara F320 Spiess	1:32.335	181.5
5	10:25:46.840	7:48.840	5 Charlie Wurz		AUT	CryptoTower Racing Team		Dallara F320 Spiess	1:32.278	181.6





Circuit de Barcelona

Euroformula Open

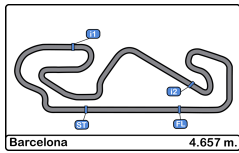
Race - 2

Event Best Maximum Speed



Nº	Driver	Nat	Cat	Clas	Team	Nat	Vehicle	Km/h	Session
5	Charlie Wurz		AUT		CryptoTower Racing Team		Dallara F320 Spiess	243.7	Race - 2
19	Noel Leon		MEX		Team Motopark		Dallara F320 Spiess	243.7	Race - 2
84	Francesco Simonazzi		ITA		BVM Racing		Dallara F320 Spiess	243.2	Race - 2
7	Vladimir Netusil		CZE	GC 1	Effective Racing		Dallara F320 HWA	241.6	Qualifying
15	Enzo Trulli		ITA		CryptoTower Racing Team		Dallara F320 Spiess	241.6	Race - 2
26	Jakob Bergmeister		DEU	R 1	CryptoTower Racing Team		Dallara F320 Spiess	241.6	Race - 2
73	Cian Shields		GBR		Team Motopark		Dallara F320 Spiess	241.6	Race - 2
11	Levente Révész		HUN		Team Motopark		Dallara F320 Spiess	239.4	Qualifying





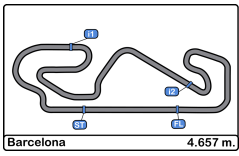
Circuit de Barcelona
Euroformula Open
Race - 2
Lap Chart



LAP

Nr	Pos	Grid	1	2	3	4	5	6	7	8	9	10	11	12	13	14	15	16	17
26	1	26	11	11	11	11	11	11	11	11	11	11	11	11	11	11	11	11	11
11	2	11	73	73	73	5	5	5	5	5	5	5	5	5	5	5	5	5	5
84	3	84	5	5	5	73	73	73	73	73	73	73	73	73	73	73	73	73	73
73	4	73	84	84	84	84	84	84	84	84	84	84	84	19	19	19	19	19	19
5	5	5	19	19	19	19	19	19	19	19	19	19	19	84	84	84	84	84	84
15	6	15	15	15	15	15	15	15	15	15	15	15	15	15	15	15	15	15	15
19	7	19	26	26	26	26	26	26	26	26	26	26	26	26	26	26	26	26	26

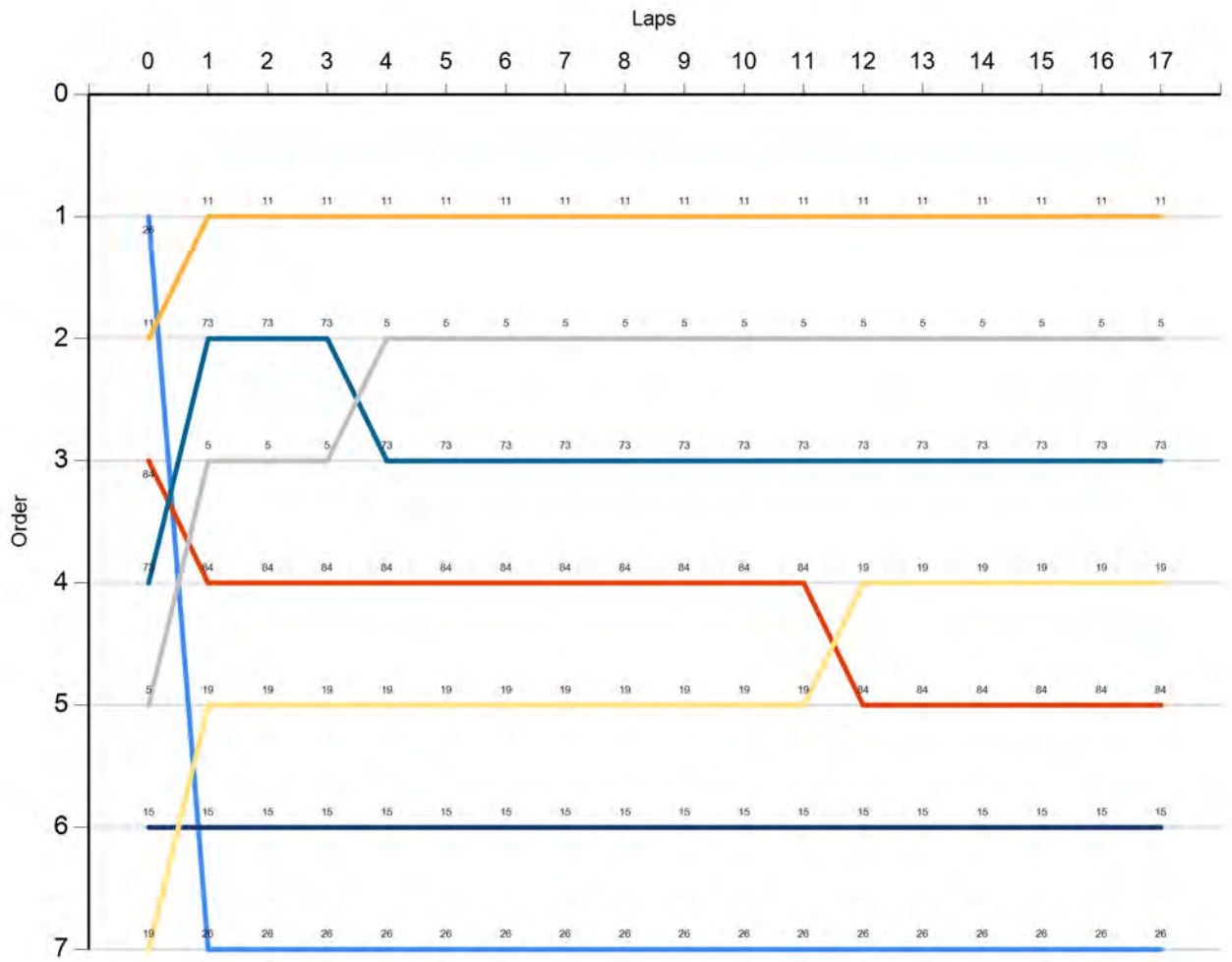


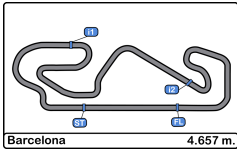


Circuit de Barcelona
Euroformula Open
Race - 2
Graphic Lap Chart



- 26
- 11
- 84
- 73
- 5
- 15
- 19



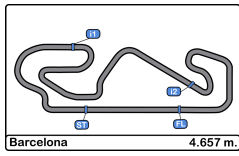


Circuit de Barcelona
Euroformula Open
Race - 2
Pit Stop Analysis

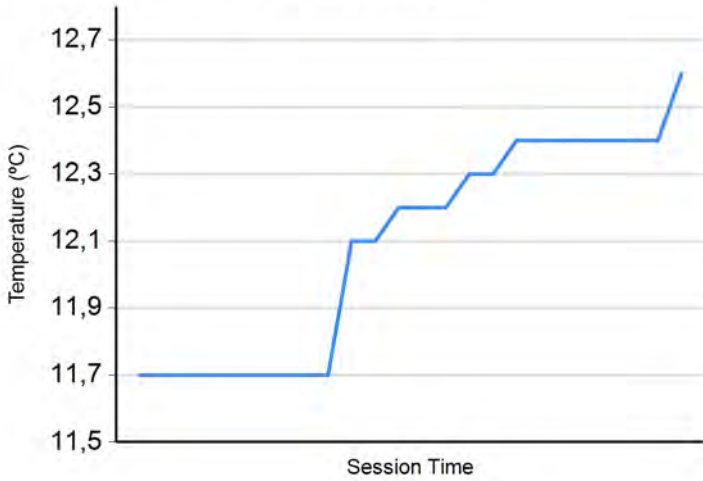


Or d.	Nr.	In Day	Time	Driver	Nat	Cat	Team	Nat	Vehicle	In Time	Stop N°	Pit Time	Handicap	Dif.
----------	-----	--------	------	--------	-----	-----	------	-----	---------	---------	---------	----------	----------	------

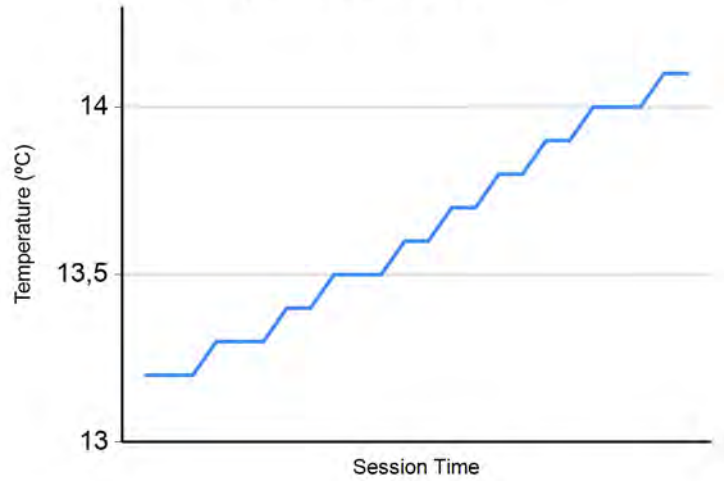




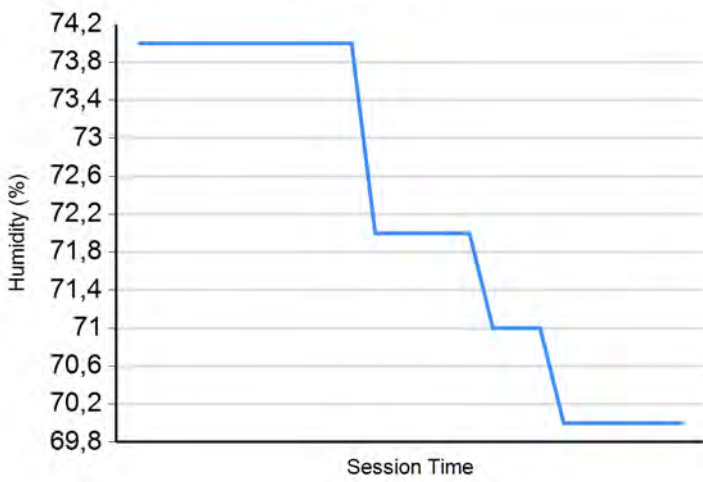
Air Temperature



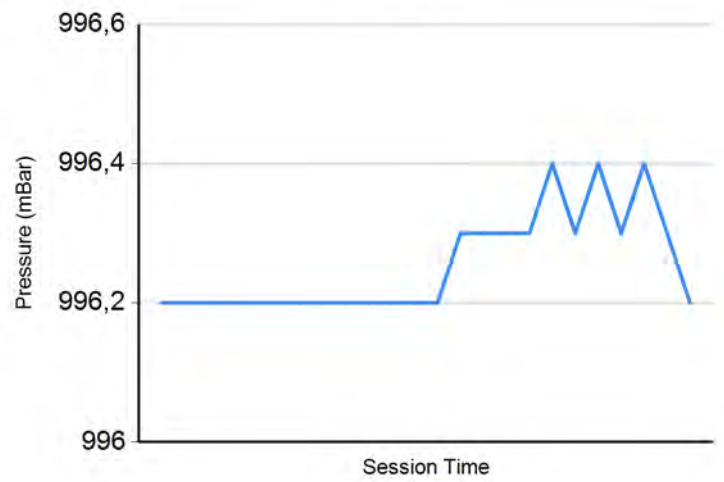
Track Temperature



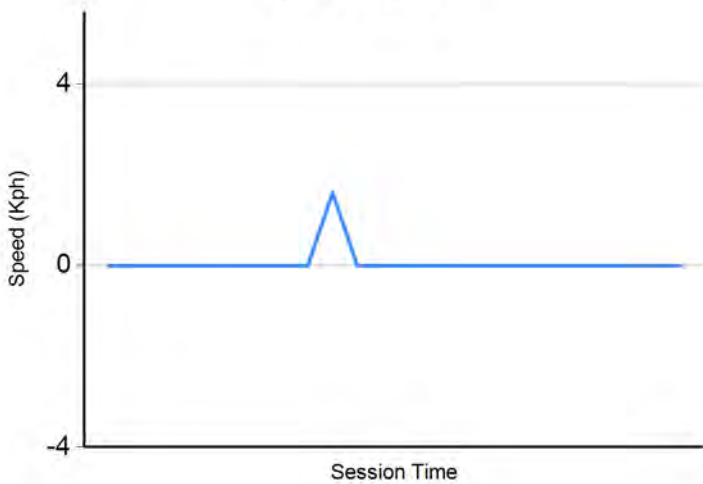
Humidity



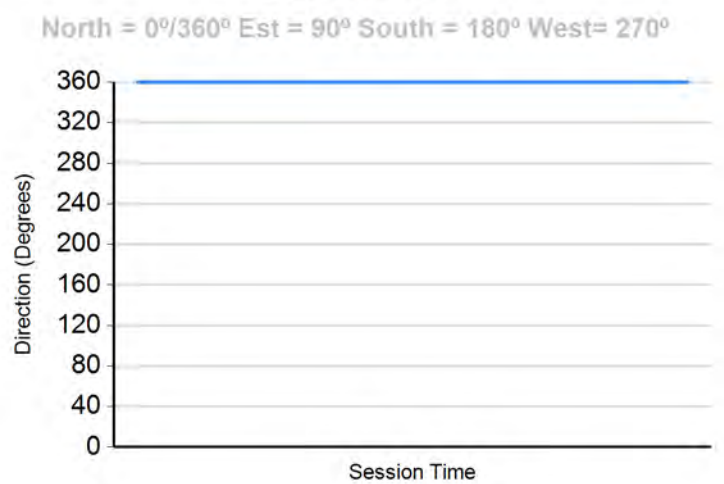
Pressure

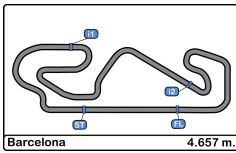


Wind Speed



Wind direction





Circuito de Barcelona
Euroformula Open
Race - 2
Final Results



Clas	Nº	Driver	Nat	Cat	Clas	Team	Nat	Vehicle	Laps	Total Time	Gap	Interval	Km/h	Best	Time	Km/h
1	11	Levente Révész	HUN			Team Motopark	DEU	Dallara F320 Spiess	17	26:23.150			180.0	11	1:32.469	181.3
2	5	Charlie Wurz	AUT			CryptoTower Racing Team	JPN	Dallara F320 Spiess	17	26:23.640	0.490	0.490	179.9	5	1:32.278	181.6
3	73	Cian Shields	GBR			Team Motopark	DEU	Dallara F320 Spiess	17	26:24.682	1.532	1.042	179.8	5	1:32.377	181.4
4	19	Noel Leon	MEX			Team Motopark	DEU	Dallara F320 Spiess	17	26:26.962	3.812	2.280	179.5	5	1:32.626	180.9
5	84	Francesco Simonazzi	ITA			BVM Racing	ITA	Dallara F320 Spiess	17	26:29.428	6.278	2.466	179.3	7	1:32.661	180.9
6	15	Enzo Trulli	ITA			CryptoTower Racing Team	JPN	Dallara F320 Spiess	17	26:30.315	7.165	0.887	179.2	8	1:32.622	181.0
7	26	Jakob Bergmeister	DEU	R	1	CryptoTower Racing Team	JPN	Dallara F320 Spiess	17	26:31.968	8.818	1.653	179.0	3	1:32.885	180.4

Fastest lap Charlie Wurz in 1:32.278 at 181.6 Km/h in lap 5

Published at:.....

Track Temp: 14.1 °C Air Temp: 12.6 °C Humidity: 70 % Track Status: DRY

Stewards:

Timekeeper:

Luis Garcia
 JOB-1605-ESP/M





Championship Classification

Cls	N°	Name	Nat	Net Pts	Pts																																
						Portimao			Spa-Francorchamps			Hungaroring			Paul Ricard			Red Bull Ring			Monza			Mugello			Barcelona										
						q	R1	R2	R3	q	R1	R2	R3	q	R1	R2	R3	q	R1	R2	R3	q	R1	R2	R3	q	R1	R2	R3	q	R1	R2	R3				
1	19	Noel Leon		379	379	17 3-1	11 5-F	25 1	1	26 1-F	21 2-F-4	16 3-F	1	26 1-F	12 4	18 3-F-3	1	NC	6 7	20 2-4	1	26 1-F	28 1-F-5	21 2-F-4	1	26 1-F	NC	18 2		28 1-F-2	17 3-3		NC	12 4			
2	73	Cian Shields		303	305	8 6	2 9	10 5		18 2	12 4	27 1-4		18 2	4 8	8 6		12 4	19 2-F	26 1-F		18 2	10 5	25 1		8 6	12 4	NC		12 4	26 1-F		15 3	15 3			
3	84	Francesco Simonazzi		274	284	12 4	25 1	15 3		10 5	15 3	18 2		12 4	10 5	10 5		NC	17 3-4	10 5		14 4-5	18 2	10 5		14 4-2	11 5-F	13 4-F		18 2	10 5		12 4	10 5			
4	23	Bryce Aron		238	238	10 5	12 4	12 4		17 3-2	25 1	10 5		8 6	26 1-F	12 4		15 3	25 1	12 4		8 6	8 6	8 6		6 7	NC	10 5		10 5	4 8			NP	NP		
5	69	Joshua Dufek		138	138		NP	NP	NP		NP	NP	NP		NP	NP	NP		NP	NP	NP		15 3	12 4	15 3		18 2	18 2	27 1-4		15 3	18 2			NP	NP	
6	26	Jakob Bergmeister		130	130		NP	8 6	8 6		8 6	8 6	NP		4 8	6 7	18 2		20 2-5	10 5	8 6		6 7	6 7	6 7		NP	NP	NP					8 6	6 7		
7	5	Charlie Wurz		128	128		NP	NP	NP		NP	NP	NP		NP	NP	NP		NP	NP	NP		10 5	15 3	12 4		15 3	27 1-3	NC	1		8 6			19 2-F	21 2-F-3	
8	10	Juju Noda		118	118	6 7	6 7	6 7		6 7	6 7	8 6		10 5	15 3	2 9		26 1-F	12 4	15 3						NP	NP	NP							NP	NP	
9	11	Levente Révész		97	97		NP	NP	NP		NP	NP	NP		NP	NP	NP		NP	NP	NP					10 5	15 3	15 3		8 6	12 4				12 5-2	25 1	
10	21	Josh Mason		96	96		NP	NP	NP		12 4	10 5	12 4		17 3-1	20 2-2	25 1		NP	NP	NP		NP	NP	NP		NP	NP	NP						NP	NP	
11	15	Enzo Trulli		84	84	1 1	25 2-4	20 8	4 1		NP	NP	NP		NP	NP	NP		NP	NP	NP		NP	NP	NP		NP	NP	NP				1 1	25 1	8 6		
12	77	Tim Tramnitz		55	55	19 2-F	15 3	21 2-F-3			NP	NP	NP		NP	NP	NP		NP	NP	NP		NP	NP	NP		NP	NP	NP						NP	NP	
13	7	Vladimir Netusil		29	29		NP	4 8	1 10		1 10	1 10	6 7		2 9	2 9	4 8		NP	NP	NP		2 9	4 8	2 9		NP	NP	NP						NC	NP	
14	212	Paolo Brajnik		26	26		NC	NP	9		2 9	2 9	NP		NC	NP	NP		NP	NP	NP		4 8	4 8	4 8		NP	NP	NP		6 7	6 7			NP	NP	
15	6	Vladislav Ryabov		24	24		NP	NP	NP		NP	NP	NP		NP	NP	NP		10 5	8 6	6 7		NP	NP	NP		NP	NP	NP						NP	NP	
16	20	Benjamin Berta		20	20		NP	NP	NP		NP	NP	NP		6 7	8 6	6 7		NP	NP	NP		NP	NP	NP		NP	NP	NP						NP	NP	
17	99	Attila Péntzes		16	16		NP	NP	NP		NP	NP	NP		NP	NP	NP		8 6	4 8	4 8		NP	NP	NP		NP	NP	NP						NP	NP	
18	39	Gerrard Xie		8	8		NP	NP	NP		4 8	4 8	NC		NP	NP	NP		NP	NP	NP		NP	NP	NP		NP	NP	NP						NP	NP	

















Championship Rookie Classification

Cls	N°	Name	Nat	Net		Portimao			SPA-Francorchamps			Hungaroring			Paul Ricard			Red Bull Ring			Monza			Mugello		Barcelona			
				Pts	Pts	R1	R2	R3	R1	R2	R3	R1	R2	R3	R1	R2	R3	R1	R2	R3	R1	R2	R3	R1	R2	R1	R2	R3	
				1	26	Jakob Bergmeister		140	140		10	10	10	10		8	8	10	8	8	8	10	10	10					
2	10	Juju Noda		110	110	10	8	8	8	8	10	10	10	8	10	10	10												
3	6	Vladislav Ryabov		18	18									6	6	6													
4	39	Gerrard Xie		12	12				6	6																			



Championship Teams' Classification

Cls	Team	Nat	Pts	 <u>Portimao</u>	 <u>SPA-Francorchamps</u>	 <u>Hungaroring</u>	 <u>Paul Ricard</u>	 <u>Red Bull Ring</u>	 <u>Monza</u>	 <u>Mugello</u>	 <u>Barcelona</u>																
				R1	R2	R3	R1	R2	R3	R1	R2	R3	R1	R2	R3	R1	R2	R3	R1	R2	R3						
1	Team Motopark		319	9	7	14	18	18	16	18	14	14	14	18	18	18	13	18	13	10	14	14	16		9	16	
2	CryptoTower Racing Team		189	18	14	8	4	3	4	6	8	10	3			9	10	10	14	18	10	6	8		18	8	
3	BVM Racing		100	4	10	6	3	6	8	4	3	3		6	3	4	8	3	4	3	4	8	3		4	3	
4	Noda Racing		29							3	6		10	4	6												
5	NV Racing		0																								
5	Effective Racing		0																								



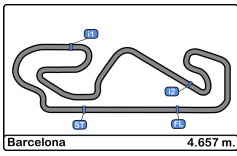
Drivers Statistics

Cls	Nº	Name	Nat	Net Points	Points	First Positions	Seconds Positions	Thirds Positions	Race Fastest Laps	Pole Positions	Laps in first place	Km. covered in Race	Km. covered in Practice
1	19	Noel Leon		379	379	7	4	4	11	5	73	1651.654	1700.351
2	73	Cian Shields		303	305	4	4	2	3	4	72	1714.652	1790.954
3	84	Francesco Simonazzi		274	284	1	3	3	2	1	35	1723.668	1950.376
4	23	Bryce Aron		238	238	3		2	1	2	61	1589.340	1642.051
5	69	Joshua Dufek		138	138	1	3	3			12	669.610	732.904
6	26	Jakob Bergmeister		130	130		2			4		1241.287	1389.673
7	5	Charlie Wurz		128	128	1	2	2	2	1	8	691.343	995.090
8	10	Juju Noda		118	118	1		2	1		10	965.526	945.775
9	11	Levente Révész		97	97	1		2			19	568.388	720.246
10	21	Josh Mason		96	96	1	1	1			20	468.571	395.852
11	15	Enzo Trulli		84	84	2	1			2	39	404.947	442.215
12	77	Tim Tramnitz		55	55		2	1	2		1	246.609	209.385
13	7	Vladimir Netusil		29	29							914.543	869.669
14	212	Paolo Brajnik		26	26					1		701.170	958.073
15	6	Vladislav Ryabov		24	24							250.346	238.702
16	20	Benjamin Berta		20	20							223.431	192.764
17	99	Attila Péntzes		16	16					1		250.346	197.948
18	39	Gerrard Xie		8	8					1		182.104	154.088



Drivers Performance

Cls	N°	Name	Nat	Net Pts	Pts	Portimao			SPA-Francorchamps			Hungaroring			Paul Ricard			Red Bull Ring			Monza			Mugello			Barcelona		
						R1	R2	R3	R1	R2	R3	R1	R2	R3	R1	R2	R3	R1	R2	R3	R1	R2	R3	R1	R2		R1	R2	R3
1	19	Noel Leon		379	379	4-3	4-5	3-1	1-1	6-2	6-3	1-1	6-4	6-3	1-NC	8-7	6-2	1-1	6-1	6-2	1-1	6-NC	6-2	2-1	3-3		3-NC	7-4	
2	73	Cian Shields		303	305	6-6	1-9	1-5	2-2	5-4	5-1	2-2	5-8	5-6	6-4	3-2	1-1	4-2	5-5	3-1	5-6	1-4	2-NC	6-4	6-1		4-3	4-3	
3	84	Francesco Simonazzi		274	284	3-4	3-1	4-3	3-5	2-3	4-2	3-4	3-5	4-5	2-NC	7-3	5-5	9-4	3-2	9-5	6-4	3-5	1-4	4-2	4-5		5-4	3-5	
4	23	Bryce Aron		238	238	5-5	2-4	2-4	5-3	4-1	2-5	7-6	1-1	7-4	3-3	4-1	4-4	5-6	1-6	2-6	4-7	7-NC	3-5	3-5	5-8		NP-NP	NP-NP	
5	69	Joshua Dufek		138	138	NP-NP	NP-NP	NP-NP	NP-NP	NP-NP	NP-NP	NP-NP	NP-NP	NP-NP	NP-NP	NP-NP	NP-NP	2-3	4-4	5-3	2-2	5-2	5-1	7-3	2-2		NP-NP	NP-NP	
6	26	Jakob Bergmeister		130	130	7-NC	8-6	7-6	7-6	1-6	NP-NP	6-8	8-7	1-2	7-2	5-5	7-6	6-7	7-7	1-7	NP-NP	NP-NP	NP-NP				6-6	1-7	
7	5	Charlie Wurz		128	128	NP-NP	NP-NP	NP-NP	NP-NP	NP-NP	NP-NP	NP-NP	NP-NP	NP-NP	NP-NP	NP-NP	NP-NP	3-5	2-3	4-4	3-3	4-1	4-NC	5-NC	1-6		2-2	5-2	
8	10	Juju Noda		118	118	8-7	7-7	8-7	8-7	7-7	8-6	5-5	2-3	2-9	5-1	6-4	2-3	NP-NP	NP-NP	NP-NP	NP-NP	NP-NP	NP-NP				NP-NP	NP-NP	
9	11	Levente Révész		97	97	NP-NP	NP-NP	NP-NP	NP-NP	NP-NP	NP-NP	NP-NP	NP-NP	NP-NP	NP-NP	NP-NP	NP-NP	NP-NP	NP-NP	NP-NP	7-5	2-3	7-3	8-6	7-4		7-5	2-1	
10	21	Josh Mason		96	96	NP-NP	NP-NP	NP-NP	4-4	3-5	3-4	4-3	4-2	3-1	NP-NP	NP-NP	NP-NP	NP-NP	NP-NP	NP-NP	NP-NP	NP-NP	NP-NP				NP-NP	NP-NP	
11	15	Enzo Trulli		84	84	1-1	6-2	6-8	NP-NP	NP-NP	NP-NP	NP-NP	NP-NP	NP-NP	NP-NP	NP-NP	NP-NP	NP-NP	NP-NP	NP-NP	NP-NP	NP-NP	NP-NP				1-1	6-6	
12	77	Tim Tramnitz		55	55	2-2	5-3	5-2	NP-NP	NP-NP	NP-NP	NP-NP	NP-NP	NP-NP	NP-NP	NP-NP	NP-NP	NP-NP	NP-NP	NP-NP	NP-NP	NP-NP	NP-NP				NP-NP	NP-NP	
13	7	Vladimir Netusil		29	29	10-NC	9-8	10-10	10-10	10-10	10-7	9-9	9-9	9-8	NP-NP	NP-NP	NP-NP	7-9	9-8	7-9	NP-NP	NP-NP	NP-NP				8-NC	NP-NP	
14	212	Paolo Brajnik		26	26	9-NC	NP-NP	9-9	9-9	9-9	NP-NP	10-NC	NP-NP	NP-NP	NP-NP	NP-NP	NP-NP	8-8	8-NC	8-8	NP-NP	NP-NP	NP-NP	1-7	8-7		NP-NP	NP-NP	
15	6	Vladislav Ryabov		24	24	NP-NP	NP-NP	NP-NP	NP-NP	NP-NP	NP-NP	NP-NP	NP-NP	NP-NP	4-5	2-6	3-7	NP-NP	NP-NP	NP-NP	NP-NP	NP-NP	NP-NP				NP-NP	NP-NP	
16	20	Benjamin Berta		20	20	NP-NP	NP-NP	NP-NP	NP-NP	NP-NP	NP-NP	8-7	7-6	8-7	NP-NP	NP-NP	NP-NP	NP-NP	NP-NP	NP-NP	NP-NP	NP-NP	NP-NP				NP-NP	NP-NP	
17	99	Attila Péntzes		16	16	NP-NP	NP-NP	NP-NP	NP-NP	NP-NP	NP-NP	NP-NP	NP-NP	NP-NP	8-6	1-8	8-8	NP-NP	NP-NP	NP-NP	NP-NP	NP-NP	NP-NP				NP-NP	NP-NP	
18	39	Gerrard Xie		8	8	NP-NP	NP-NP	NP-NP	6-8	8-8	1-NC	NP-NP	NP-NP	NP-NP	NP-NP	NP-NP	NP-NP	NP-NP	NP-NP	NP-NP	NP-NP	NP-NP	NP-NP				NP-NP	NP-NP	



Circuit de Barcelona
Euroformula Open
Race - 3
Starting Grid



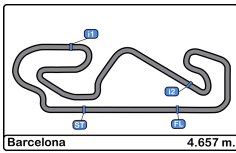
6	15	CryptoTower Racing Team	Enzo Trulli	1:31.246	4.	1:32.245	Team Motopark	Levente Révész	11	7
4	19	Team Motopark	Noel Leon	1:31.561	3.	1:31.319	CryptoTower Racing Team	Charlie Wurz	5	5
2	84	BVM Racing	Francesco Simonazzi	1:31.936	2.	1:31.605	Team Motopark	Cian Shields	73	3
					1.	1:32.177	CryptoTower Racing Team	Jakob Bergrmeister	26	1

↓
Pole

Published at:.....

Stewards:	Timekeeper:  Luis Garcia JOB-1605-ESP/M
------------------	--





Circuit de Barcelona
Euroformula Open
Race - 3
Provisional Results



Clas	Nº	Driver	Nat	Cat	Clas	Team	Nat	Vehicle	Laps	Total Time	Gap	Interval	Km/h	Best	Time	Km/h
1	84	Francesco Simonazzi	ITA			BVM Racing	ITA	Dallara F320 Spiess	17	26:32.946			178.9	5	1:33.117	180.0
2	26	Jakob Bergmeister	DEU	R	1	CryptoTower Racing Team	JPN	Dallara F320 Spiess	17	26:33.893	0.947	0.947	178.8	9	1:33.133	180.0
3	19	Noel Leon	MEX			Team Motopark	DEU	Dallara F320 Spiess	17	26:34.321	1.375	0.428	178.7	8	1:32.964	180.3
4	15	Enzo Trulli	ITA			CryptoTower Racing Team	JPN	Dallara F320 Spiess	17	26:36.508	3.562	2.187	178.5	8	1:33.028	180.2
5	5	Charlie Wurz	AUT			CryptoTower Racing Team	JPN	Dallara F320 Spiess	17	26:36.929	3.983	0.421	178.4	10	1:32.847	180.5
6	73	Cian Shields	GBR			Team Motopark	DEU	Dallara F320 Spiess	17	26:39.910	6.964	2.981	178.1	3	1:33.299	179.6
7	11	Levente Révész	HUN			Team Motopark	DEU	Dallara F320 Spiess	17	26:46.886	13.940	6.976	177.3	10	1:33.328	179.6

Fastest lap Charlie Wurz in 1:32.847 at 180.5 Km/h in lap 10

Published at:.....


Track Temp: **23.0 °C** Air Temp: **19.9 °C** Humidity: **58 %** Track Status: **DRY**

Race Director:

Xavier Boné

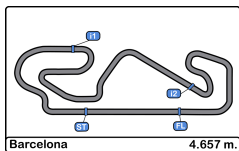
DC-0773-ESP/CAT

Timekeeper:


 Luis Garcia

JOB-1605-ESP/M





Circuit de Barcelona
Euroformula Open
Race - 3
Provisional Results by Category



Rookie																
Clas	Nº	Driver	Nat	Cat	Clas	Team	Nat	Vehicle	Laps	Total Time	Gap	Interval	Km/h	Best	Time	Km/h
1	26	Jakob Bergmeister		R	1	CryptoTower Racing Team		Dallara F320 Spiess	17	26:33.893			178.8	9	1:33.133	180.0
1	84	Francesco Simonazzi				BVM Racing		Dallara F320 Spiess	17	26:32.946			178.9	5	1:33.117	180.0
2	19	Noel Leon				Team Motopark		Dallara F320 Spiess	17	26:34.321	1.375	1.375	178.7	8	1:32.964	180.3
3	15	Enzo Trulli				CryptoTower Racing Team		Dallara F320 Spiess	17	26:36.508	3.562	2.187	178.5	8	1:33.028	180.2
4	5	Charlie Wurz				CryptoTower Racing Team		Dallara F320 Spiess	17	26:36.929	3.983	0.421	178.4	10	1:32.847	180.5
5	73	Cian Shields				Team Motopark		Dallara F320 Spiess	17	26:39.910	6.964	2.981	178.1	3	1:33.299	179.6
6	11	Levente Révész				Team Motopark		Dallara F320 Spiess	17	26:46.886	13.940	6.976	177.3	10	1:33.328	179.6

Fastest lap Charlie Wurz in 1:32.847 at 180.5 Km/h in lap 10

Published at:.....

Track Temp: 23.0 °C Air Temp: 19.9 °C Humidity: 58 % Track Status: DRY

Race Director:

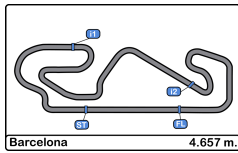
Xavier Boné

DC-0773-ESP/CAT

Timekeeper:

Luis Garcia
 JOB-1605-ESP/M





Circuit de Barcelona

Euroformula Open

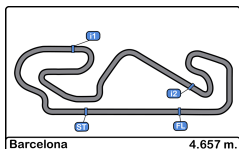
Race - 3

Provisional Classification by Driver Fastest Lap



Clas	Nº	Driver	Nat	Cat	Clas	Team	Nat	Vehicle	Laps	Best	Time	Gap	Interval	Km/h	
1	5	Charlie Wurz		AUT		CryptoTower Racing Team		Dallara F320 Spiess	17	10	1:32.847			180.5	
2	19	Noel Leon		MEX		Team Motopark		Dallara F320 Spiess	17	8	1:32.964	0.117	0.117	180.3	
3	15	Enzo Trulli		ITA		CryptoTower Racing Team		Dallara F320 Spiess	17	8	1:33.028	0.181	0.064	180.2	
4	84	Francesco Simonazzi		ITA		BVM Racing		Dallara F320 Spiess	17	5	1:33.117	0.270	0.089	180.0	
5	26	Jakob Bergmeister		DEU	R	1	CryptoTower Racing Team		Dallara F320 Spiess	17	9	1:33.133	0.286	0.016	180.0
6	73	Cian Shields		GBR		Team Motopark		Dallara F320 Spiess	17	3	1:33.299	0.452	0.166	179.6	
7	11	Levente Révész		HUN		Team Motopark		Dallara F320 Spiess	17	10	1:33.328	0.481	0.029	179.6	





Circuit de Barcelona

Euroformula Open

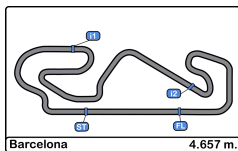
Race - 3

Distance and Speed Average



Clas	Nº	Driver	Nat	Cat	Clas	Team	Nat	Vehicle	Laps	Distance	Total Time	Km/h
1	84	Francesco Simonazzi		ITA		BVM Racing		Dallara F320 Spiess	17	79.16	26:32.946	178.9
2	26	Jakob Bergmeister		R	1	CryptoTower Racing Team		Dallara F320 Spiess	17	79.16	26:33.893	178.8
3	19	Noel Leon				Team Motopark		Dallara F320 Spiess	17	79.16	26:34.321	178.7
4	15	Enzo Trulli				CryptoTower Racing Team		Dallara F320 Spiess	17	79.16	26:36.508	178.5
5	5	Charlie Wurz				CryptoTower Racing Team		Dallara F320 Spiess	17	79.16	26:36.929	178.4
6	73	Cian Shields				Team Motopark		Dallara F320 Spiess	17	79.16	26:39.910	178.1
7	11	Levente Révész				Team Motopark		Dallara F320 Spiess	17	79.16	26:46.886	177.3





Circuit de Barcelona
Euroformula Open
Race - 3
Lap Analysis



5 Charlie Wurz Dallara F320 Spiess **15** Enzo Trulli Dallara F320 Spiess

CryptoTower Racing Team

CryptoTower Racing Team

Lap	D	Time	Sector 1	Sector 2	Sector 3	T. Spd	Elapsed	Lap	D	Time	Sector 1	Sector 2	Sector 3	T. Spd	Elapsed
1		1:40.863	34.348	39.041	27.474	212.5	1:40.863	1		1:39.393	33.945	38.064	27.384	213.0	1:39.393
2		1:33.162	28.606	37.345	27.211	235.8	3:14.025	2		1:33.621	28.605	37.502	27.514	240.5	3:13.014
3		1:33.146	28.555	37.280	27.311	238.4	4:47.171	3		1:33.347	28.476	37.444	27.427	239.4	4:46.361
4		1:33.136	28.587	37.283	27.266	238.9	6:20.307	4		1:33.555	28.511	37.664	27.380	241.0	6:19.916
5		1:33.718	28.580	37.803	27.335	242.1	7:54.025	5		1:33.755	28.761	37.661	27.333	243.7	7:53.671
6		1:34.138	29.020	37.721	27.397	242.6	9:28.163	6		1:33.967	29.239	37.490	27.238	243.7	9:27.638
7		1:33.502	28.494	37.760	27.248	241.0	11:01.665	7		1:33.658	28.739	37.562	27.357	244.3	11:01.296
8		1:33.296	28.484	37.514	27.298	243.2	12:34.961	8		1:33.028	28.435	37.330	27.263	240.5	12:34.324
9		1:33.192	28.579	37.314	27.299	241.0	14:08.153	9		1:33.033	28.451	37.358	27.224	241.0	14:07.357
10		1:32.847	28.470	37.290	27.087	240.5	15:41.000	10		1:33.391	28.434	37.543	27.414	240.5	15:40.748
11		1:34.654	28.921	38.358	27.375	243.7	17:15.654	11		1:34.556	29.227	37.917	27.412	238.9	17:15.304
12		1:33.518	28.544	37.723	27.251	243.2	18:49.172	12		1:33.363	28.614	37.402	27.347	238.4	18:48.667
13		1:33.339	28.511	37.463	27.365	242.1	20:22.511	13		1:33.250	28.559	37.416	27.275	238.9	20:21.917
14		1:33.116	28.440	37.378	27.298	242.1	21:55.627	14		1:33.242	28.566	37.393	27.283	238.9	21:55.159
15		1:33.210	28.378	37.566	27.266	243.2	23:28.837	15		1:33.329	28.545	37.429	27.355	238.9	23:28.488
16		1:34.208	28.741	37.727	27.740	244.3	25:03.045	16		1:34.084	28.849	37.564	27.671	238.9	25:02.572
17		1:33.884	28.565	37.680	27.639	242.1	26:36.929	17		1:33.936	28.649	37.650	27.637	239.4	26:36.508

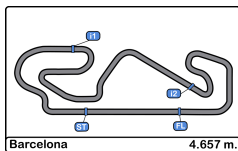
11 Levente Révész Dallara F320 Spiess **19** Noel Leon Dallara F320 Spiess

Team Motopark

Team Motopark

Lap	D	Time	Sector 1	Sector 2	Sector 3	T. Spd	Elapsed	Lap	D	Time	Sector 1	Sector 2	Sector 3	T. Spd	Elapsed
1		1:42.193	34.525	39.548	28.120	210.9	1:42.193	1		1:38.969	33.711	37.944	27.314	211.3	1:38.969
2		1:33.707	28.611	37.632	27.464	239.4	3:15.900	2		1:33.335	28.613	37.579	27.143	238.9	3:12.304
3		1:33.460	28.585	37.461	27.414	239.4	4:49.360	3		1:33.645	28.502	37.495	27.648	240.0	4:45.949
4		1:33.662	28.528	37.571	27.563	238.9	6:23.022	4		1:33.647	28.631	37.558	27.458	243.2	6:19.596
5		1:33.419	28.521	37.510	27.388	239.4	7:56.441	5		1:33.772	28.932	37.479	27.361	239.4	7:53.368
6		1:33.808	28.635	37.603	27.570	239.4	9:30.249	6		1:33.987	29.106	37.572	27.309	238.4	9:27.355
7		1:33.774	28.552	37.637	27.585	238.9	11:04.023	7		1:33.367	28.819	37.292	27.256	237.3	11:00.722
8		1:33.558	28.650	37.402	27.506	238.9	12:37.581	8		1:32.964	28.491	37.192	27.281	237.3	12:33.686
9		1:33.656	28.595	37.458	27.603	238.9	14:11.237	9		1:32.995	28.537	37.267	27.191	237.8	14:06.681
10		1:33.328	28.470	37.524	27.334	238.9	15:44.565	10		1:33.163	28.663	37.224	27.276	238.4	15:39.844
11		1:34.771	28.468	37.580	28.723	239.4	17:19.336	11		1:33.305	28.523	37.467	27.315	240.0	17:13.149
12		1:35.907	30.231	37.893	27.783	231.7	18:55.243	12		1:33.483	28.711	37.402	27.370	238.4	18:46.632
13		1:34.168	28.776	37.724	27.668	237.3	20:29.411	13		1:33.430	28.670	37.458	27.302	237.8	20:20.062
14		1:34.138	28.762	37.733	27.643	237.3	22:03.549	14		1:33.260	28.605	37.348	27.307	238.4	21:53.322
15		1:34.161	28.763	37.667	27.731	237.8	23:37.710	15		1:33.420	28.568	37.419	27.433	238.4	23:26.742
16		1:34.552	28.848	37.888	27.816	238.4	25:12.262	16		1:33.766	28.712	37.585	27.469	238.4	25:00.508
17		1:34.624	28.793	37.909	27.922	237.8	26:46.886	17		1:33.813	28.676	37.548	27.589	239.4	26:34.321





Circuit de Barcelona
Euroformula Open
Race - 3
Lap Analysis



26

Jakob Bergmeister

Dallara F320 Spiess **84**

Francesco Simonazzi

Dallara F320 Spiess

Rookie

CryptoTower Racing Team

BVM Racing

Lap	D	Time	Sector 1	Sector 2	Sector 3	T. Spd	Elapsed	Lap	D	Time	Sector 1	Sector 2	Sector 3	T. Spd	Elapsed
1		1:38.519	33.490	37.774	27.255	204.5	1:38.519	1		1:37.497	32.781	37.458	27.258	208.0	1:37.497
2		1:33.352	28.776	37.280	27.296	236.3	3:11.871	2		1:33.414	28.728	37.430	27.256	234.2	3:10.911
3		1:33.719	28.703	37.549	27.467	236.8	4:45.590	3		1:33.549	28.732	37.490	27.327	235.8	4:44.460
4		1:33.502	28.740	37.471	27.291	237.3	6:19.092	4		1:33.332	28.691	37.317	27.324	235.8	6:17.792
5		1:33.381	28.587	37.450	27.344	237.8	7:52.473	5		1:33.117	28.644	37.282	27.191	236.8	7:50.909
6		1:33.353	28.728	37.400	27.225	236.3	9:25.826	6		1:33.255	28.600	37.350	27.305	236.3	9:24.164
7		1:33.292	28.609	37.367	27.316	236.8	10:59.118	7		1:33.309	28.637	37.343	27.329	236.3	10:57.473
8		1:33.396	28.748	37.398	27.250	236.3	12:32.514	8		1:33.288	28.585	37.334	27.369	236.3	12:30.761
9		1:33.133	28.619	37.273	27.241	237.3	14:05.647	9		1:33.230	28.667	37.289	27.274	236.3	14:03.991
10		1:33.457	28.602	37.531	27.324	237.3	15:39.104	10		1:33.473	28.690	37.377	27.406	237.3	15:37.464
11		1:33.189	28.531	37.317	27.341	237.8	17:12.293	11		1:33.557	28.618	37.527	27.412	237.3	17:11.021
12		1:33.319	28.661	37.403	27.255	236.8	18:45.612	12		1:33.427	28.621	37.488	27.318	237.3	18:44.448
13		1:33.300	28.585	37.421	27.294	237.8	20:18.912	13		1:33.597	28.698	37.418	27.481	236.8	20:18.045
14		1:33.446	28.696	37.354	27.396	238.4	21:52.358	14		1:33.628	28.735	37.471	27.422	236.8	21:51.673
15		1:33.567	28.609	37.527	27.431	238.9	23:25.925	15		1:33.671	28.696	37.429	27.546	237.8	23:25.344
16		1:33.844	28.565	37.739	27.540	240.0	24:59.769	16		1:33.790	28.681	37.544	27.565	238.4	24:59.134
17		1:34.124	28.648	37.793	27.683	239.4	26:33.893	17		1:33.812	28.737	37.548	27.527	238.4	26:32.946

73

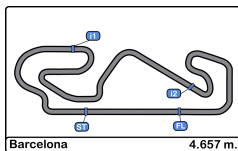
Cian Shields

Dallara F320 Spiess

Team Motopark

Lap	D	Time	Sector 1	Sector 2	Sector 3	T. Spd	Elapsed
1		1:41.771	34.066	39.792	27.913	206.1	1:41.771
2		1:33.438	28.686	37.380	27.372	238.4	3:15.209
3		1:33.299	28.532	37.286	27.481	238.9	4:48.508
4		1:33.485	28.577	37.422	27.486	238.9	6:21.993
5		1:33.585	28.515	37.484	27.586	238.9	7:55.578
6		1:33.511	28.617	37.419	27.475	238.9	9:29.089
7		1:33.796	28.620	37.532	27.644	240.0	11:02.885
8		1:33.606	28.554	37.567	27.485	240.0	12:36.491
9		1:33.543	28.497	37.465	27.581	238.9	14:10.034
10		1:33.612	28.594	37.454	27.564	238.9	15:43.646
11		1:33.533	28.569	37.392	27.572	238.9	17:17.179
12		1:33.654	28.540	37.552	27.562	238.9	18:50.833
13		1:33.580	28.510	37.532	27.538	239.4	20:24.413
14		1:33.910	28.642	37.527	27.741	238.9	21:58.323
15		1:33.804	28.649	37.547	27.608	239.4	23:32.127
16		1:33.873	28.643	37.593	27.637	238.9	25:06.000
17		1:33.910	28.667	37.513	27.730	238.9	26:39.910



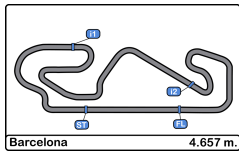


Circuit de Barcelona
Euroformula Open
Race - 3
Analysis by Lap



Num	Lap Time	Gap	Num	Lap Time	Gap	Num	Lap Time	Gap
Lap 1			Lap 7			Lap 13		
84	1:37.497		84	1:33.309		84	1:33.597	
26	1:38.519	01.022	26	1:33.292	01.645	26	1:33.300	00.867
19	1:38.969	01.472	19	1:33.367	03.249	19	1:33.430	02.017
15	1:39.393	01.896	15	1:33.658	03.823	15	1:33.250	03.872
5	1:40.863	03.366	5	1:33.502	04.192	5	1:33.339	04.466
73	1:41.771	04.274	73	1:33.796	05.412	73	1:33.580	06.368
11	1:42.193	04.696	11	1:33.774	06.550	11	1:34.168	11.366
Lap 2			Lap 8			Lap 14		
84	1:33.414		84	1:33.288		84	1:33.628	
26	1:33.352	00.960	26	1:33.396	01.753	26	1:33.446	00.685
19	1:33.335	01.393	19	1:32.964	02.925	19	1:33.260	01.649
15	1:33.621	02.103	15	1:33.028	03.563	15	1:33.242	03.486
5	1:33.162	03.114	5	1:33.296	04.200	5	1:33.116	03.954
73	1:33.438	04.298	73	1:33.606	05.730	73	1:33.910	06.650
11	1:33.707	04.989	11	1:33.558	06.820	11	1:34.138	11.876
Lap 3			Lap 9			Lap 15		
84	1:33.549		84	1:33.230		84	1:33.671	
26	1:33.719	01.130	26	1:33.133	01.656	26	1:33.567	00.581
19	1:33.645	01.489	19	1:32.995	02.690	19	1:33.420	01.398
15	1:33.347	01.901	15	1:33.033	03.366	15	1:33.329	03.144
5	1:33.146	02.711	5	1:33.192	04.162	5	1:33.210	03.493
73	1:33.299	04.048	73	1:33.543	06.043	73	1:33.804	06.783
11	1:33.460	04.900	11	1:33.656	07.246	11	1:34.161	12.366
Lap 4			Lap 10			Lap 16		
84	1:33.332		84	1:33.473		84	1:33.790	
26	1:33.502	01.300	26	1:33.457	01.640	26	1:33.844	00.635
19	1:33.647	01.804	19	1:33.163	02.380	19	1:33.766	01.374
15	1:33.555	02.124	15	1:33.391	03.284	15	1:34.084	03.438
5	1:33.136	02.515	5	1:32.847	03.536	5	1:34.208	03.911
73	1:33.485	04.201	73	1:33.612	06.182	73	1:33.873	06.866
11	1:33.662	05.230	11	1:33.328	07.101	11	1:34.552	13.128
Lap 5			Lap 11			Lap 17		
84	1:33.117		84	1:33.557		84	1:33.812	
26	1:33.381	01.564	26	1:33.189	01.272	26	1:34.124	00.947
19	1:33.772	02.459	19	1:33.305	02.128	19	1:33.813	01.375
15	1:33.755	02.762	15	1:34.556	04.283	15	1:33.936	03.562
5	1:33.718	03.116	5	1:34.654	04.633	5	1:33.884	03.983
73	1:33.585	04.669	73	1:33.533	06.158	73	1:33.910	06.964
11	1:33.419	05.532	11	1:34.771	08.315	11	1:34.624	13.940
Lap 6			Lap 12					
84	1:33.255		84	1:33.427				
26	1:33.353	01.662	26	1:33.319	01.164			
19	1:33.987	03.191	19	1:33.483	02.184			
15	1:33.967	03.474	15	1:33.363	04.219			
5	1:34.138	03.999	5	1:33.518	04.724			
73	1:33.511	04.925	73	1:33.654	06.385			
11	1:33.808	06.085	11	1:35.907	10.795			



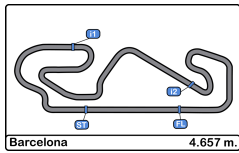


Circuit de Barcelona
Euroformula Open
Race - 3
Best Sectors Results



Sector - 1			Sector - 2			Sector - 3			Ideal Lap vs Best Lap						
Clas	Nº	Driver	Time	Nº	Driver	Time	Nº	Driver	Time	Clas	Nº	Driver	Ideal Lap	Best Lap	Clas
1	5	Charlie Wurz	28.378	19	Noel Leon	37.192	5	Charlie Wurz	27.087	1	5	Charlie Wurz	1:32.745	1:32.847	1
2	15	Enzo Trulli	28.434	26	Jakob Bergmeister	37.273	19	Noel Leon	27.143	2	19	Noel Leon	1:32.826	1:32.964	2
3	11	Levente Révész	28.468	5	Charlie Wurz	37.280	84	Francesco Simonazzi	27.191	3	15	Enzo Trulli	1:32.988	1:33.028	3
4	19	Noel Leon	28.491	84	Francesco Simonazzi	37.282	15	Enzo Trulli	27.224	4	26	Jakob Bergmeister	1:33.029	1:33.133	5
5	73	Cian Shields	28.497	73	Cian Shields	37.286	26	Jakob Bergmeister	27.225	5	84	Francesco Simonazzi	1:33.058	1:33.117	4
6	26	Jakob Bergmeister	28.531	15	Enzo Trulli	37.330	11	Levente Révész	27.334	6	73	Cian Shields	1:33.155	1:33.299	6
7	84	Francesco Simonazzi	28.585	11	Levente Révész	37.402	73	Cian Shields	27.372	7	11	Levente Révész	1:33.204	1:33.328	7



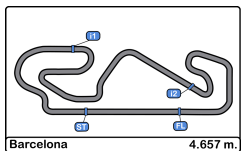


Circuit de Barcelona
Euroformula Open
Race - 3
Leader Sequence



N°	Driver	Nat	Cat	Clas	Team	Nat	Vehicle	Start Lap	End Lap	Laps	Total Laps
84	Francesco Simonazzi		€		BVM Racing		Dallara F320 Spiess	1	17	17	17



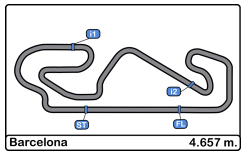


Circuit de Barcelona
Euroformula Open
Race - 3
Best 5 Lap Times



Cls	N°	Driver	Nat	Cat	Cls	Team	Nat	Vehicle	Best 1		Best 2		Best 3		Best 4		Best 5	
									Time	Lap	Time	Lap	Time	Lap	Time	Lap	Time	Lap
1	5	Charlie Wurz		AUT		CryptoTower Racing		Dallara F320 Spiess	1:32.847	10	1:33.116	14	1:33.136	4	1:33.146	3	1:33.162	2
2	19	Noel Leon		MEX		Team Motopark		Dallara F320 Spiess	1:32.964	8	1:32.995	9	1:33.163	10	1:33.260	14	1:33.305	11
3	15	Enzo Trulli		ITA		CryptoTower Racing		Dallara F320 Spiess	1:33.028	8	1:33.033	9	1:33.242	14	1:33.250	13	1:33.329	15
4	84	Francesco Simonazzi		ITA		BVM Racing		Dallara F320 Spiess	1:33.117	5	1:33.230	9	1:33.255	6	1:33.288	8	1:33.309	7
5	26	Jakob Bergmeister		DEU	R 1	CryptoTower Racing		Dallara F320 Spiess	1:33.133	9	1:33.189	11	1:33.292	7	1:33.300	13	1:33.319	12
6	73	Cian Shields		GBR		Team Motopark		Dallara F320 Spiess	1:33.299	3	1:33.438	2	1:33.485	4	1:33.511	6	1:33.533	11
7	11	Levente Révész		HUN		Team Motopark		Dallara F320 Spiess	1:33.328	10	1:33.419	5	1:33.460	3	1:33.558	8	1:33.656	9



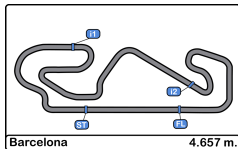


Circuit de Barcelona
Euroformula Open
Race - 3
Best 5 Top Speeds



Clas	Nº	Driver	Nat	Cat	Cls	Team	Nat	Vehicle	Top 1		Top 2		Top 3		Top 4		Top 5		Avg
									Km/h	Lap	Km/h	Lap	Km/h	Lap	Km/h	Lap	Km/h	Lap	
1	5	Charlie Wurz		AUT		CryptoTower Racing Team		Dallara F320 Spiess	244.3	16	243.7	11	243.2	8	243.2	12	243.2	15	243.5
2	15	Enzo Trulli		ITA		CryptoTower Racing Team		Dallara F320 Spiess	244.3	7	243.7	5	243.7	6	241.0	4	241.0	9	242.8
3	19	Noel Leon		MEX		Team Motopark		Dallara F320 Spiess	243.2	4	240.0	3	240.0	11	239.4	5	239.4	17	240.4
4	26	Jakob Bergmeister		BEL	R 1	CryptoTower Racing Team		Dallara F320 Spiess	240.0	16	239.4	17	238.9	15	238.4	14	237.8	5	238.9
5	73	Cian Shields		GBR		Team Motopark		Dallara F320 Spiess	240.0	7	240.0	8	239.4	13	239.4	15	238.9	3	239.5
6	11	Levente Révész		HUN		Team Motopark		Dallara F320 Spiess	239.4	2	239.4	3	239.4	5	239.4	6	239.4	11	239.4
7	84	Francesco Simonazzi		ITA		BVM Racing		Dallara F320 Spiess	238.4	16	238.4	17	237.8	15	237.3	10	237.3	11	237.8



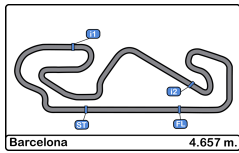


Circuit de Barcelona
Euroformula Open
Race - 3
Fastest Laps Sequence



Lap	Time of Day	Session Time	Nº Driver	Nat	Cat	Team	Nat	Vehicle	Time	Km/h
2	17:31:06.084	3:11.084	84 Francesco Simonazzi	ITA		BVM Racing	ITA	Dallara F320 Spiess	1:33.414	179.4
2	17:31:07.043	3:12.043	26 Jakob Bergmeister	DEU	R	CryptoTower Racing Team	JPN	Dallara F320 Spiess	1:33.352	179.5
2	17:31:07.477	3:12.477	19 Noel Leon	MEX		Team Motopark	DEU	Dallara F320 Spiess	1:33.335	179.6
2	17:31:09.198	3:14.198	5 Charlie Wurz	AUT		CryptoTower Racing Team	JPN	Dallara F320 Spiess	1:33.162	179.9
3	17:32:42.344	4:47.344	5 Charlie Wurz	AUT		CryptoTower Racing Team	JPN	Dallara F320 Spiess	1:33.146	179.9
4	17:34:15.480	6:20.480	5 Charlie Wurz	AUT		CryptoTower Racing Team	JPN	Dallara F320 Spiess	1:33.136	180.0
5	17:35:46.082	7:51.082	84 Francesco Simonazzi	ITA		BVM Racing	ITA	Dallara F320 Spiess	1:33.117	180.0
8	17:40:28.858	12:33.858	19 Noel Leon	MEX		Team Motopark	DEU	Dallara F320 Spiess	1:32.964	180.3
10	17:43:36.173	15:41.173	5 Charlie Wurz	AUT		CryptoTower Racing Team	JPN	Dallara F320 Spiess	1:32.847	180.5





Circuit de Barcelona

Euroformula Open

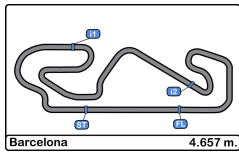
Race - 3

Event Best Maximum Speed



Nº	Driver	Nat	Cat	Clas	Team	Nat	Vehicle	Km/h	Session
15	Enzo Trulli		ITA		CryptoTower Racing Team		Dallara F320 Spiess	244.3	Race - 3
5	Charlie Wurz		AUT		CryptoTower Racing Team		Dallara F320 Spiess	244.3	Race - 3
19	Noel Leon		MEX		Team Motopark		Dallara F320 Spiess	243.7	Race - 2
84	Francesco Simonazzi		ITA		BVM Racing		Dallara F320 Spiess	243.2	Race - 2
7	Vladimir Netusil		CZE	GC 1	Effective Racing		Dallara F320 HWA	241.6	Qualifying
26	Jakob Bergmeister		DEU	R 1	CryptoTower Racing Team		Dallara F320 Spiess	241.6	Race - 2
73	Cian Shields		GBR		Team Motopark		Dallara F320 Spiess	241.6	Race - 2
11	Levente Révész		HUN		Team Motopark		Dallara F320 Spiess	239.4	Race - 3





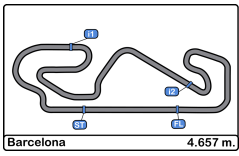
Circuit de Barcelona
Euroformula Open
Race - 3
Lap Chart



LAP

Nr	Pos	Grid	1	2	3	4	5	6	7	8	9	10	11	12	13	14	15	16	17
26	1	26	84	84	84	84	84	84	84	84	84	84	84	84	84	84	84	84	84
84	2	84	26	26	26	26	26	26	26	26	26	26	26	26	26	26	26	26	26
73	3	73	19	19	19	19	19	19	19	19	19	19	19	19	19	19	19	19	19
19	4	19	15	15	15	15	15	15	15	15	15	15	15	15	15	15	15	15	15
5	5	5	5	5	5	5	5	5	5	5	5	5	5	5	5	5	5	5	5
15	6	15	73	73	73	73	73	73	73	73	73	73	73	73	73	73	73	73	73
11	7	11	11	11	11	11	11	11	11	11	11	11	11	11	11	11	11	11	11

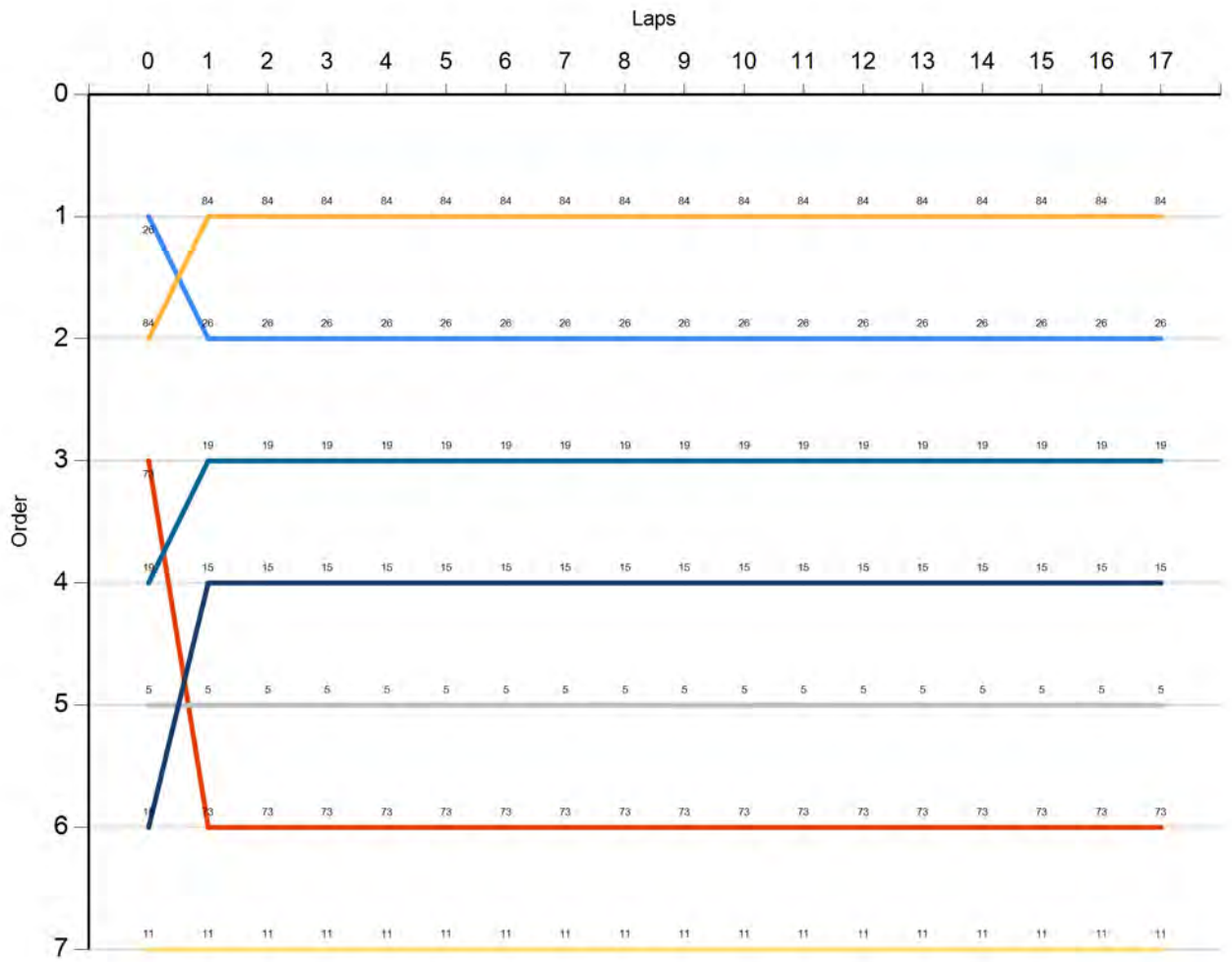


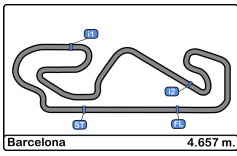


Circuito de Barcelona
Euroformula Open
Race - 3
Graphic Lap Chart



- 26
- 84
- 73
- 19
- 5
- 15
- 11



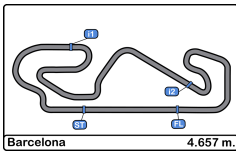


Circuit de Barcelona
Euroformula Open
Race - 3
Pit Stop Analysis

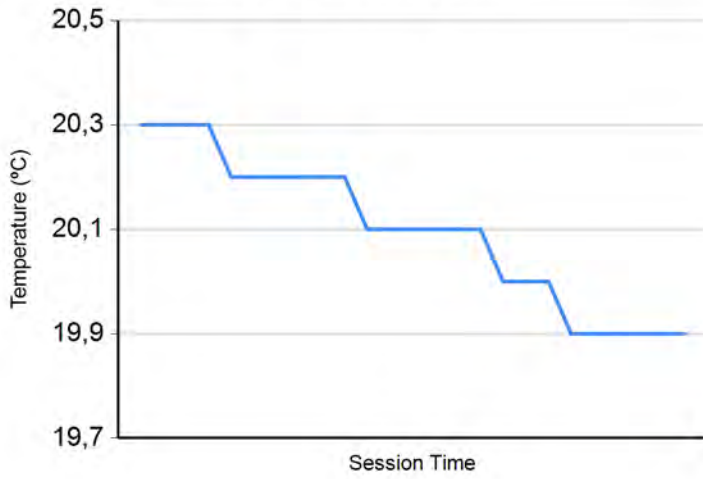


Or d.	Nr.	In Day	Time	Driver	Nat	Cat	Team	Nat	Vehicle	In Time	Stop N°	Pit Time	Handicap	Dif.
----------	-----	--------	------	--------	-----	-----	------	-----	---------	---------	---------	----------	----------	------

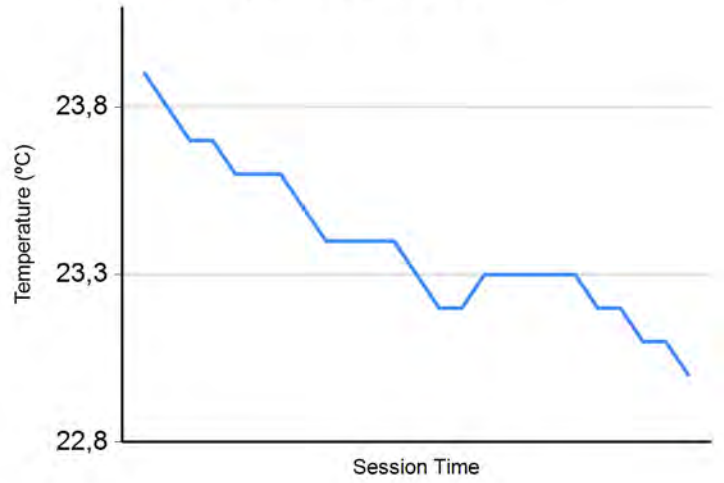




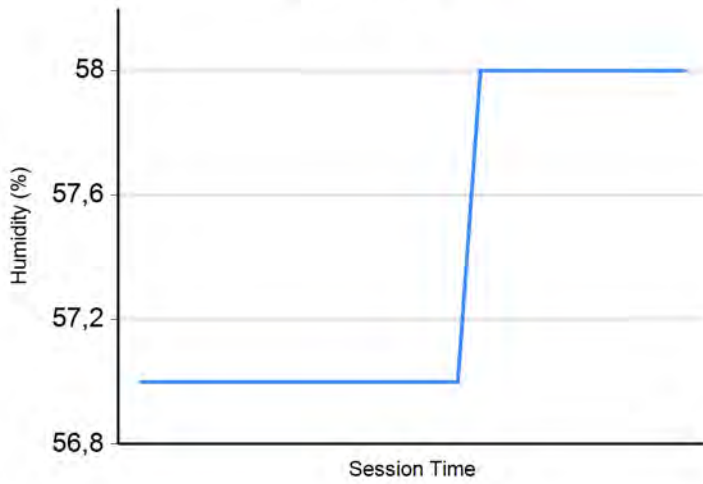
Air Temperature



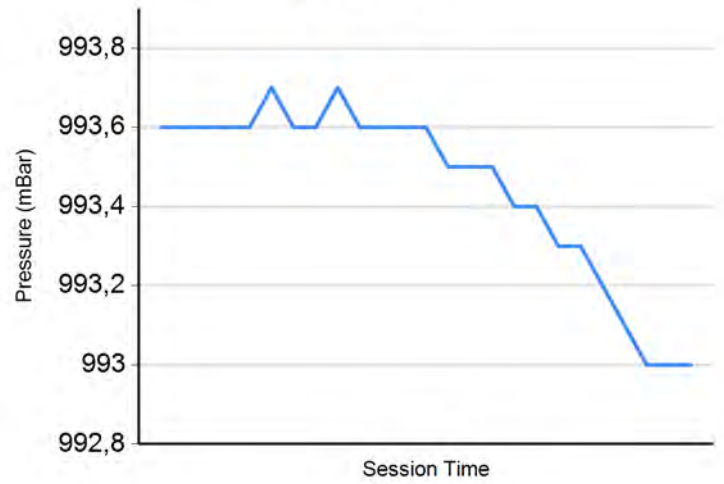
Track Temperature



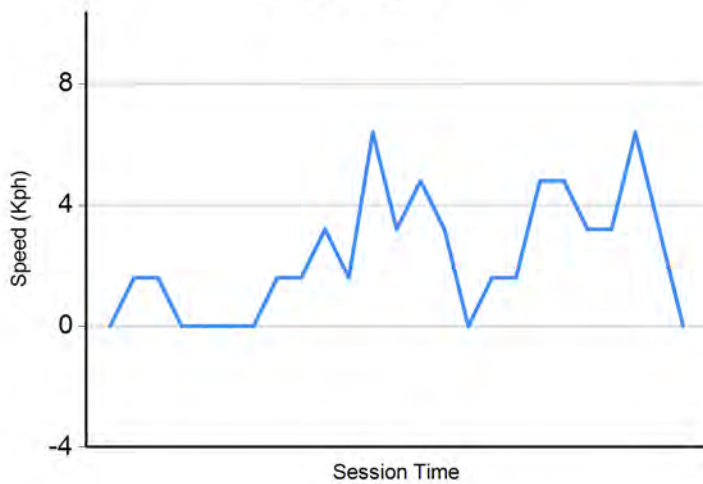
Humidity



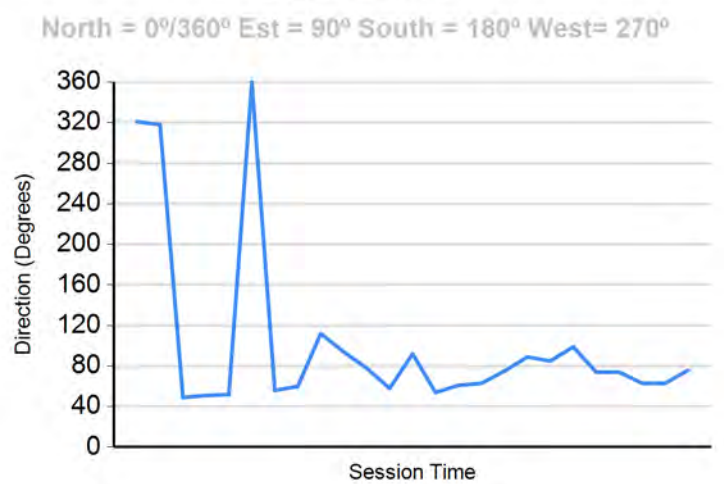
Pressure

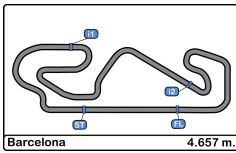


Wind Speed



Wind direction





Circuito de Barcelona
Euroformula Open
Race - 3
Final Results



Clas	Nº	Driver	Nat	Cat	Clas	Team	Nat	Vehicle	Laps	Total Time	Gap	Interval	Km/h	Best	Time	Km/h
1	84	Francesco Simonazzi	ITA			BVM Racing	ITA	Dallara F320 Spiess	17	26:32.946			178.9	5	1:33.117	180.0
2	26	Jakob Bergmeister	DEU	R	1	CryptoTower Racing Team	DEU	Dallara F320 Spiess	17	26:33.893	0.947	0.947	178.8	9	1:33.133	180.0
3	19	Noel Leon	MEX			Team Motopark	DEU	Dallara F320 Spiess	17	26:34.321	1.375	0.428	178.7	8	1:32.964	180.3
4	15	Enzo Trulli	ITA			CryptoTower Racing Team	DEU	Dallara F320 Spiess	17	26:36.508	3.562	2.187	178.5	8	1:33.028	180.2
5	5	Charlie Wurz	AUT			CryptoTower Racing Team	DEU	Dallara F320 Spiess	17	26:36.929	3.983	0.421	178.4	10	1:32.847	180.5
6	73	Cian Shields	GBR			Team Motopark	DEU	Dallara F320 Spiess	17	26:39.910	6.964	2.981	178.1	3	1:33.299	179.6
7	11	Levente Révész	HUN			Team Motopark	DEU	Dallara F320 Spiess	17	26:46.886	13.940	6.976	177.3	10	1:33.328	179.6

Fastest lap Charlie Wurz in 1:32.847 at 180.5 Km/h in lap 10

Published at:.....

Track Temp: 23.0 °C Air Temp: 19.9 °C Humidity: 58 % Track Status: DRY

Stewards:

Timekeeper:

Luis Garcia
 JOB-1605-ESP/M






Championship Classification

Cls	N°	Name	Nat	Net Pts	Pts																																
						Portimao			Spa-Francorchamps			Hungaroring			Paul Ricard			Red Bull Ring			Monza			Mugello			Barcelona										
						q	R1	R2	R3	q	R1	R2	R3	q	R1	R2	R3	q	R1	R2	R3	q	R1	R2	R3	q	R1	R2	R3	q	R1	R2	R3	q	R1	R2	R3
1	19	Noel Leon		394	394	17 3-1	11 5-F	25 1	1	26 1-F	21 2-F-4	16 3-F	1	26 1-F	12 4	18 3-F-3	1	NC	6 7	20 2-4	1	26 1-F	28 1-F-5	21 2-F-4	1	26 1-F	NC	18 2		28 1-F-2	17 3-3		NC	12 4	15 3		
2	73	Cian Shields		307	313	8 6	2 9	10 5		18 2	12 4	27 1-4		18 2	4 8	8 6		12 4	19 2-F	26 1-F		18 2	10 5	25 1		8 6	12 4	NC		12 4	26 1-F		15 3	15 3	8 6		
3	84	Francesco Simonazzi		289	309	12 4	25 1	15 3		10 5	15 3	18 2		12 4	10 5	10 5		NC	17 3-4	10 5		14 4-5	18 2	10 5		14 4-2	11 5-F	13 4-F		18 2	10 5		12 4	10 5	25 1		
4	23	Bryce Aron		238	238	10 5	12 4	12 4		17 3-2	25 1	10 5		8 6	26 1-F	12 4		15 3	25 1	12 4		8 6	8 6	8 6		6 7	NC	10 5		10 5	4 8		NP	NP	NP		
5	26	Jakob Bergmeister		148	148		8 6	8 6		8 6	8 6	NP		4 8	6 7	18 2		20 2-5	10 5	8 6		6 7	6 7	6 7		NP	NP	NP					8 6	6 7	18 2		
6	5	Charlie Wurz		139	139		NP	NP	NP		NP	NP	NP		NP	NP	NP		NP	NP	NP		10 5	15 3	12 4		15 3	27 1-3	NC	1		8 6		19 2-F	21 2-F-3	11 5-F	
7	69	Joshua Dufek		138	138		NP	NP	NP		NP	NP	NP		NP	NP	NP		NP	NP	NP		15 3	12 4	15 3		18 2	18 2	27 1-4		15 3	18 2		NP	NP	NP	
8	10	Juju Noda		118	118	6 7	6 7	6 7		6 7	6 7	8 6		10 5	15 3	2 9		26 1-F	12 4	15 3						NP	NP	NP						NP	NP	NP	
9	11	Levente Révész		103	103		NP	NP	NP		NP	NP	NP		NP	NP	NP		NP	NP	NP					10 5	15 3	15 3		8 6	12 4			12 5-2	25 1	6 7	
10	15	Enzo Trulli		98	98	1 1	25 2-4	20 8	4		NP	NP	NP		NP	NP	NP		NP	NP	NP		NP	NP	NP		NP	NP	NP		NP	NP	NP	1 1	25 6	8 4-2	
11	21	Josh Mason		96	96		NP	NP	NP		12 4	10 5	12 4		17 3-1	20 2-2	25 1		NP	NP	NP		NP	NP	NP		NP	NP	NP					NP	NP	NP	
12	77	Tim Tramnitz		55	55	19 2-F	15 3	21 2-F-3			NP	NP	NP		NP	NP	NP		NP	NP	NP		NP	NP	NP		NP	NP	NP					NP	NP	NP	
13	7	Vladimir Netusil		29	29		4 8	1 10		1 10	1 10	6 7		2 9	2 9	4 8			NP	NP	NP		2 9	4 8	2 9		NP	NP	NP					NC	NP	NP	
14	212	Paolo Brajnik		26	26		NC	NP	9		2 9	2 9	NP		NC	NP	NP		NP	NP	NP		4 8	4 8			NP	NP	NP		6 7	6 7			NP	NP	NP
15	6	Vladislav Ryabov		24	24		NP	NP	NP		NP	NP	NP		NP	NP	NP		10 5	8 6	6 7		NP	NP	NP		NP	NP	NP					NP	NP	NP	
16	20	Benjamin Berta		20	20		NP	NP	NP		NP	NP	NP		6 7	8 6	6 7		NP	NP	NP		NP	NP	NP		NP	NP	NP					NP	NP	NP	
17	99	Attila Péntzes		16	16		NP	NP	NP		NP	NP	NP		NP	NP	NP		8 6	4 8	4 8		NP	NP	NP		NP	NP	NP					NP	NP	NP	
18	39	Gerrard Xie		8	8		NP	NP	NP		4 8	4 8	NC		NP	NP	NP		NP	NP	NP		NP	NP	NP		NP	NP	NP					NP	NP	NP	

















Championship Rookie Classification

Cls	N°	Name	Nat	Net Pts	Pts	 <u>Portimao</u>			 <u>SPA-Francorchamps</u>			 <u>Hungaroring</u>			 <u>Paul Ricard</u>			 <u>Red Bull Ring</u>			 <u>Monza</u>			 <u>Mugello</u>		 <u>Barcelona</u>				
						R1	R2	R3	R1	R2	R3	R1	R2	R3	R1	R2	R3	R1	R2	R3	R1	R2	R3	R1	R2	R3				
						1	26	Jakob Bergmeister		150	150		10	10	10	10	10		8	8	10	8	8	8	10	10	10			
2	10	Juju Noda		110	110	10	8	8	8	8	10	10	10	8	10	10	10													
3	6	Vladislav Ryabov		18	18									6	6	6														
4	39	Gerrard Xie		12	12				6	6																				



Championship Teams' Classification

Cls	Team	Nat	Pts	 <u>Portimao</u>			 <u>SPA-Francorchamps</u>			 <u>Hungaroring</u>			 <u>Paul Ricard</u>			 <u>Red Bull Ring</u>			 <u>Monza</u>			 <u>Mugello</u>			 <u>Barcelona</u>		
				R1	R2	R3	R1	R2	R3	R1	R2	R3	R1	R2	R3	R1	R2	R3	R1	R2	R3	R1	R2	R3	R1	R2	R3
1	Team Motopark		325	9	7	14	18	18	16	18	14	14	14	18	18	18	13	18	13	10	14	14	16		9	16	6
2	CryptoTower Racing Team		201	18	14	8	4	3	4	6	8	10	3			9	10	10	14	18	10	6	8		18	8	12
3	BVM Racing		110	4	10	6	3	6	8	4	3	3		6	3	4	8	3	4	3	4	8	3		4	3	10
4	Noda Racing		29							3	6		10	4	6												
5	NV Racing		0																								
5	Effective Racing		0																								



Drivers Statistics

Cls	Nº	Name	Nat	Net Points	Points	First Positions	Seconds Positions	Thirds Positions	Race Fastest Laps	Pole Positions	Laps in first place	Km. covered in Race	Km. covered in Practice
1	19	Noel Leon		394	394	7	4	5	11	5	73	1730.823	1700.351
2	73	Cian Shields		307	313	4	4	2	3	4	72	1793.821	1790.954
3	84	Francesco Simonazzi		289	309	2	3	3	2	1	52	1802.837	1950.376
4	23	Bryce Aron		238	238	3		2	1	2	61	1589.340	1642.051
5	26	Jakob Bergmeister		148	148		3			5		1320.456	1389.673
6	5	Charlie Wurz		139	139	1	2	2	3	1	8	770.512	995.090
7	69	Joshua Dufek		138	138	1	3	3			12	669.610	732.904
8	10	Juju Noda		118	118	1		2	1		10	965.526	945.775
9	11	Levente Révész		103	103	1		2			19	647.557	720.246
10	15	Enzo Trulli		98	98	2	1			2	39	484.116	442.215
11	21	Josh Mason		96	96	1	1	1			20	468.571	395.852
12	77	Tim Tramnitz		55	55		2	1	2		1	246.609	209.385
13	7	Vladimir Netusil		29	29							914.543	869.669
14	212	Paolo Brajnik		26	26					1		701.170	958.073
15	6	Vladislav Ryabov		24	24							250.346	238.702
16	20	Benjamin Berta		20	20							223.431	192.764
17	99	Attila Péntzes		16	16					1		250.346	197.948
18	39	Gerrard Xie		8	8					1		182.104	154.088



Drivers Performance

Cls	Nº	Name	Nat	Net Pts	Pts	Portimao			SPA-Francorchamps			Hungaroring			Paul Ricard			Red Bull Ring			Monza			Mugello			Barcelona			
						R1	R2	R3	R1	R2	R3	R1	R2	R3	R1	R2	R3	R1	R2	R3	R1	R2	R3	R1	R2		R1	R2	R3	
1	19	Noel Leon		394	394	4-3	4-5	3-1	1-1	6-2	6-3	1-1	6-4	6-3	1-NC	8-7	6-2	1-1	6-1	6-2	1-1	6-NC	6-2	2-1	3-3		3-NC	7-4	4-3	
2	73	Cian Shields		307	313	6-6	1-9	1-5	2-2	5-4	5-1	2-2	5-8	5-6	6-4	3-2	1-1	4-2	5-5	3-1	5-6	1-4	2-NC	6-4	6-1		4-3	4-3	3-6	
3	84	Francesco Simonazzi		289	309	3-4	3-1	4-3	3-5	2-3	4-2	3-4	3-5	4-5	2-NC	7-3	5-5	9-4	3-2	9-5	6-4	3-5	1-4	4-2	4-5		5-4	3-5	2-1	
4	23	Bryce Aron		238	238	5-5	2-4	2-4	5-3	4-1	2-5	7-6	1-1	7-4	3-3	4-1	4-4	5-6	1-6	2-6	4-7	7-NC	3-5	3-5	5-8		NP-NP	NP-NP	NP-NP	
5	26	Jakob Bergmeister		148	148	7-NP	8-6	7-6	7-6	1-6	NP-NP	6-8	8-7	1-2	7-2	5-5	7-6	6-7	7-7	1-7	NP-NP	NP-NP	NP-NP				6-6	1-7	1-2	
6	5	Charlie Wurz		139	139	NP-NP	NP-NP	NP-NP	NP-NP	NP-NP	NP-NP	NP-NP	NP-NP	NP-NP	NP-NP	NP-NP	NP-NP	3-5	2-3	4-4	3-3	4-1	4-NC	5-NC	1-6		2-2	5-2	5-5	
7	69	Joshua Dufek		138	138	NP-NP	NP-NP	NP-NP	NP-NP	NP-NP	NP-NP	NP-NP	NP-NP	NP-NP	NP-NP	NP-NP	NP-NP	2-3	4-4	5-3	2-2	5-2	5-1	7-3	2-2		NP-NP	NP-NP	NP-NP	
8	10	Juju Noda		118	118	8-7	7-7	8-7	8-7	7-7	8-6	5-5	2-3	2-9	5-1	6-4	2-3	NP-NP	NP-NP	NP-NP	NP-NP	NP-NP	NP-NP				NP-NP	NP-NP	NP-NP	
9	11	Levente Révész		103	103	NP-NP	NP-NP	NP-NP	NP-NP	NP-NP	NP-NP	NP-NP	NP-NP	NP-NP	NP-NP	NP-NP	NP-NP	NP-NP	NP-NP	NP-NP	7-5	2-3	7-3	8-6	7-4		7-5	2-1	7-7	
10	15	Enzo Trulli		98	98	1-1	6-2	6-8	NP-NP	NP-NP	NP-NP	NP-NP	NP-NP	NP-NP	NP-NP	NP-NP	NP-NP	NP-NP	NP-NP	NP-NP	NP-NP	NP-NP	NP-NP				1-1	6-6	6-4	
11	21	Josh Mason		96	96	NP-NP	NP-NP	NP-NP	4-4	3-5	3-4	4-3	4-2	3-1	NP-NP	NP-NP	NP-NP	NP-NP	NP-NP	NP-NP	NP-NP	NP-NP	NP-NP	NP-NP				NP-NP	NP-NP	NP-NP
12	77	Tim Tramnitz		55	55	2-2	5-3	5-2	NP-NP	NP-NP	NP-NP	NP-NP	NP-NP	NP-NP	NP-NP	NP-NP	NP-NP	NP-NP	NP-NP	NP-NP	NP-NP	NP-NP	NP-NP	NP-NP				NP-NP	NP-NP	NP-NP
13	7	Vladimir Netusil		29	29	10-NP	9-8	10-10	10-10	10-10	10-7	9-9	9-9	9-8	NP-NP	NP-NP	NP-NP	7-9	9-8	7-9	NP-NP	NP-NP	NP-NP				8-NC	NP-NP	NP-NP	
14	212	Paolo Brajnik		26	26	9-NC	NP-NP	9-9	9-9	9-9	NP-NP	10-NC	NP-NP	NP-NP	NP-NP	NP-NP	NP-NP	8-8	8-NC	8-8	NP-NP	NP-NP	NP-NP	1-7	8-7		NP-NP	NP-NP	NP-NP	
15	6	Vladislav Ryabov		24	24	NP-NP	NP-NP	NP-NP	NP-NP	NP-NP	NP-NP	NP-NP	NP-NP	NP-NP	4-5	2-6	3-7	NP-NP	NP-NP	NP-NP	NP-NP	NP-NP	NP-NP				NP-NP	NP-NP	NP-NP	
16	20	Benjamin Berta		20	20	NP-NP	NP-NP	NP-NP	NP-NP	NP-NP	NP-NP	8-7	7-6	8-7	NP-NP	NP-NP	NP-NP	NP-NP	NP-NP	NP-NP	NP-NP	NP-NP	NP-NP				NP-NP	NP-NP	NP-NP	
17	99	Attila Péntzes		16	16	NP-NP	NP-NP	NP-NP	NP-NP	NP-NP	NP-NP	NP-NP	NP-NP	NP-NP	8-6	1-8	8-8	NP-NP	NP-NP	NP-NP	NP-NP	NP-NP	NP-NP				NP-NP	NP-NP	NP-NP	
18	39	Gerrard Xie		8	8	NP-NP	NP-NP	NP-NP	6-8	8-8	1-NC	NP-NP	NP-NP	NP-NP	NP-NP	NP-NP	NP-NP	NP-NP	NP-NP	NP-NP	NP-NP	NP-NP	NP-NP				NP-NP	NP-NP	NP-NP	