

Circuit de Barcelona
 EURO 4 Championship
 Race - 3



Provisional Results

Clas	Nº	Driver	Nat	Cat	Clas	Team	Nat	Vehicle	Laps	Total Time	Gap	Interval	Km/h	Best	Time	Km/h
1	3	Ugo Ugochukwu	USA			Prema Racing	ITA	Tatuus F.4 T421	19	32:46.025			162.0	7	1:42.867	162.9
2	15	Brando Badoer	ITA			Van Amersfoort Racing	NLD	Tatuus F.4 T421	19	32:46.563	0.538	0.538	161.9	8	1:42.874	162.9
3	8	Tuukka Taponen	FIN	R	1	Prema Racing	ITA	Tatuus F.4 T421	19	32:58.284	12.259	11.721	161.0	5	1:43.329	162.2
4	23	Arvid Lindblad	GBR	R	2	Prema Racing	ITA	Tatuus F.4 T421	19	32:58.815	12.790	0.531	160.9	4	1:43.057	162.6
5	13	James Wharton	AUS			Prema Racing	ITA	Tatuus F.4 T421	19	33:00.874	14.849	2.059	160.8	4	1:43.362	162.1
6	20	Zachary David	MEX	R	3	US Racing	DEU	Tatuus F.4 T421	19	33:01.105	15.080	0.231	160.7	3	1:43.226	162.4
7	47	Nicola Lacorte	ITA	R	4	Prema Racing	ITA	Tatuus F.4 T421	19	33:03.996	17.971	2.891	160.5	7	1:43.297	162.3
8	51	Freddie Slater	GBR	R	5	Prema Racing	ITA	Tatuus F.4 T421	19	33:05.145	19.120	1.149	160.4	5	1:43.344	162.2
9	31	Akshay Bohra	GBR	R	6	US Racing	DEU	Tatuus F.4 T421	19	33:05.516	19.491	0.371	160.4	5	1:43.363	162.1
10	14	Rashid Al Dhaheri	ARE	R	7	Prema Racing	ITA	Tatuus F.4 T421	19	33:05.812	19.787	0.296	160.4	5	1:43.255	162.3
11	12	Gianmarco Pradel	AUS	R	8	US Racing	DEU	Tatuus F.4 T421	19	33:06.381	20.356	0.569	160.3	6	1:43.300	162.2
12	66	Ruiqi Liu	CHN	R	9	US Racing	DEU	Tatuus F.4 T421	19	33:14.589	28.564	8.208	159.7	5	1:43.345	162.2
13	21	Tina Hausmann	CHE	R	10	AKM Motorsport	SMR	Tatuus F.4 T421	19	33:16.017	29.992	1.428	159.5	10	1:43.918	161.3
14	30	Frederik Lund	DNK			Van Amersfoort Racing	NLD	Tatuus F.4 T421	19	33:24.146	38.121	8.129	158.9	6	1:43.819	161.4
15	86	Diego De La Torre	MEX			AKM Motorsport	SMR	Tatuus F.4 T421	19	33:50.012	1:03.987	25.866	156.9	8	1:43.333	162.2
16	74	Lin Hodenius	NLD	R	11	Van Amersfoort Racing	NLD	Tatuus F.4 T421	19	34:00.723	1:14.698	10.711	156.0	6	1:43.568	161.8
17	16	Aurelia Nobels	BRA	F	1	Prema Racing	ITA	Tatuus F.4 T421	18	33:24.724	1 Lap	1 Lap	150.5	5	1:44.080	161.0
Not classified: (Requirements: 75% of number laps of leader = 15 Laps)																
	53	Giacomo Pedrini	ITA	R		Van Amersfoort Racing	NLD	Tatuus F.4 T421								

Fastest lap Ugo Ugochukwu in 1:42.867 at 162.9 Km/h in lap 7

Published at:.....

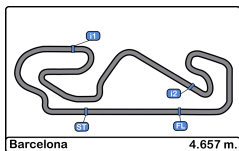
Track Temp: 25.2 °C Air Temp: 20.7 °C Humidity: 54 % Track Status: DRY

Race Director:

Timekeeper:

Luis Garcia
 JOB-1605-ESP/M





Circuit de Barcelona
EURO 4 Championship
Race - 3



Provisional Results by Category

Rookie																
Clas	Nº	Driver	Nat	Cat	Clas	Team	Nat	Vehicle	Laps	Total Time	Gap	Interval	Km/h	Best	Time	Km/h
1	8	Tuukka Taponen	FIN	R	1	Prema Racing	ITA	Tatuus F.4 T421	19	32:58.284			161.0	5	1:43.329	162.2
2	23	Arvid Lindblad	GBR	R	2	Prema Racing	ITA	Tatuus F.4 T421	19	32:58.815	0.531	0.531	160.9	4	1:43.057	162.6
3	20	Zachary David	MLT	R	3	US Racing	DEU	Tatuus F.4 T421	19	33:01.105	2.821	2.290	160.7	3	1:43.226	162.4
4	47	Nicola Lacorte	ITA	R	4	Prema Racing	ITA	Tatuus F.4 T421	19	33:03.996	5.712	2.891	160.5	7	1:43.297	162.3
5	51	Freddie Slater	GBR	R	5	Prema Racing	ITA	Tatuus F.4 T421	19	33:05.145	6.861	1.149	160.4	5	1:43.344	162.2
6	31	Akshay Bohra	GBR	R	6	US Racing	DEU	Tatuus F.4 T421	19	33:05.516	7.232	0.371	160.4	5	1:43.363	162.1
7	14	Rashid Al Dhaheri	ARE	R	7	Prema Racing	ITA	Tatuus F.4 T421	19	33:05.812	7.528	0.296	160.4	5	1:43.255	162.3
8	12	Gianmarco Pradel	AUS	R	8	US Racing	DEU	Tatuus F.4 T421	19	33:06.381	8.097	0.569	160.3	6	1:43.300	162.2
9	66	Ruiqi Liu	CHN	R	9	US Racing	DEU	Tatuus F.4 T421	19	33:14.589	16.305	8.208	159.7	5	1:43.345	162.2
10	21	Tina Hausmann	CHE	R	10	AKM Motorsport	SMR	Tatuus F.4 T421	19	33:16.017	17.733	1.428	159.5	10	1:43.918	161.3
11	74	Lin Hodenius	NLD	R	11	Van Amersfoort Racing	NLD	Tatuus F.4 T421	19	34:00.723	1:02.439	44.706	156.0	6	1:43.568	161.8
Not classified: (Requirements: 75% of number laps of leader = 15 Laps)																
53		Giacomo Pedrini	ITA	R	12	Van Amersfoort Racing	NLD	Tatuus F.4 T421								

F																
Clas	Nº	Driver	Nat	Cat	Clas	Team	Nat	Vehicle	Laps	Total Time	Gap	Interval	Km/h	Best	Time	Km/h
1	16	Aurelia Nobels	BRA	F	1	Prema Racing	ITA	Tatuus F.4 T421	18	33:24.724			150.5	5	1:44.080	161.0
Clas	Nº	Driver	Nat	Cat	Clas	Team	Nat	Vehicle	Laps	Total Time	Gap	Interval	Km/h	Best	Time	Km/h
1	3	Ugo Ugochukwu	USA			Prema Racing	ITA	Tatuus F.4 T421	19	32:46.025			162.0	7	1:42.867	162.9
2	15	Brando Badoer	ITA			Van Amersfoort Racing	NLD	Tatuus F.4 T421	19	32:46.563	0.538	0.538	161.9	8	1:42.874	162.9
3	13	James Wharton	AUS			Prema Racing	ITA	Tatuus F.4 T421	19	33:00.874	14.849	14.311	160.8	4	1:43.362	162.1
4	30	Frederik Lund	DNK			Van Amersfoort Racing	NLD	Tatuus F.4 T421	19	33:24.146	38.121	23.272	158.9	6	1:43.819	161.4
5	86	Diego De La Torre	MEX			AKM Motorsport	SMR	Tatuus F.4 T421	19	33:50.012	1:03.987	25.866	156.9	8	1:43.333	162.2

Fastest lap Ugo Ugochukwu in 1:42.867 at 162.9 Km/h in lap 7

Published at:.....

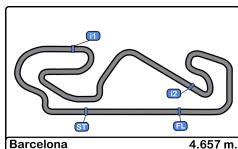
Track Temp: 25.2 °C Air Temp: 20.7 °C Humidity: 54 % Track Status: DRY

Race Director:

Timekeeper:

Luis Garcia
JOB-1605-ESP/M



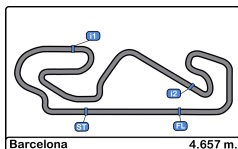


Circuito de Barcelona
 EURO 4 Championship
 Race - 3



Provisional Classification by Driver Fastest Lap

Clas	Nº	Driver	Nat	Cat	Clas	Team	Nat	Vehicle	Laps	Best	Time	Gap	Interval	Km/h
1	3	Ugo Ugochukwu		USA		Prema Racing		ITA Tatuus F.4 T421	19	7	1:42.867			162.9
2	15	Brando Badoer		ITA		Van Amersfoort Racing		NLD Tatuus F.4 T421	19	8	1:42.874	0.007	0.007	162.9
3	23	Arvid Lindblad		GBR	R 1	Prema Racing		ITA Tatuus F.4 T421	19	4	1:43.057	0.190	0.183	162.6
4	20	Zachary David		MLT	R 2	US Racing		DEU Tatuus F.4 T421	19	3	1:43.226	0.359	0.169	162.4
5	14	Rashid Al Dhaheri		ARE	R 3	Prema Racing		ITA Tatuus F.4 T421	19	5	1:43.255	0.388	0.029	162.3
6	47	Nicola Lacorte		ITA	R 4	Prema Racing		ITA Tatuus F.4 T421	19	7	1:43.297	0.430	0.042	162.3
7	12	Gianmarco Pradel		AUS	R 5	US Racing		DEU Tatuus F.4 T421	19	6	1:43.300	0.433	0.003	162.2
8	8	Tuukka Taponen		FIN	R 6	Prema Racing		ITA Tatuus F.4 T421	19	5	1:43.329	0.462	0.029	162.2
9	86	Diego De La Torre		MEX		AKM Motorsport		SMR Tatuus F.4 T421	19	8	1:43.333	0.466	0.004	162.2
10	51	Freddie Slater		GBR	R 7	Prema Racing		ITA Tatuus F.4 T421	19	5	1:43.344	0.477	0.011	162.2
11	66	Ruiqi Liu		CHN	R 8	US Racing		DEU Tatuus F.4 T421	19	5	1:43.345	0.478	0.001	162.2
12	13	James Wharton		AUS		Prema Racing		ITA Tatuus F.4 T421	19	4	1:43.362	0.495	0.017	162.1
13	31	Akshay Bohra		GBR	R 9	US Racing		DEU Tatuus F.4 T421	19	5	1:43.363	0.496	0.001	162.1
14	74	Lin Hodenius		NLD	R 10	Van Amersfoort Racing		NLD Tatuus F.4 T421	19	6	1:43.568	0.701	0.205	161.8
15	30	Frederik Lund		DNK		Van Amersfoort Racing		NLD Tatuus F.4 T421	19	6	1:43.819	0.952	0.251	161.4
16	21	Tina Hausmann		CHE	R 11	AKM Motorsport		SMR Tatuus F.4 T421	19	10	1:43.918	1.051	0.099	161.3
17	16	Aurelia Nobels		BRA	F 1	Prema Racing		ITA Tatuus F.4 T421	18	5	1:44.080	1.213	0.162	161.0

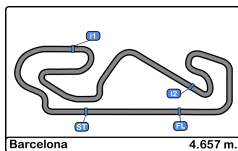


Circuit de Barcelona
EURO 4 Championship
Race - 3



Distance and Speed Average

Clas	Nº	Driver	Nat	Cat	Clas	Team	Nat	Vehicle	Laps	Distance	Total Time	Km/h	
1	3	Ugo Ugochukwu		USA		Prema Racing		Tatuus F.4 T421	19	88.48	32:46.025	162.0	
2	15	Brando Badoer		ITA		Van Amersfoort Racing		Tatuus F.4 T421	19	88.48	32:46.563	161.9	
3	8	Tuukka Taponen		FIN	R	1	Prema Racing		Tatuus F.4 T421	19	88.48	32:58.284	161.0
4	23	Arvid Lindblad		GBR	R	2	Prema Racing		Tatuus F.4 T421	19	88.48	32:58.815	160.9
5	13	James Wharton		AUS		Prema Racing		Tatuus F.4 T421	19	88.48	33:00.874	160.8	
6	20	Zachary David		MLT	R	3	US Racing		Tatuus F.4 T421	19	88.48	33:01.105	160.7
7	47	Nicola Lacorte		ITA	R	4	Prema Racing		Tatuus F.4 T421	19	88.48	33:03.996	160.5
8	51	Freddie Slater		GBR	R	5	Prema Racing		Tatuus F.4 T421	19	88.48	33:05.145	160.4
9	31	Akshay Bohra		GBR	R	6	US Racing		Tatuus F.4 T421	19	88.48	33:05.516	160.4
10	14	Rashid Al Dhaheri		ARE	R	7	Prema Racing		Tatuus F.4 T421	19	88.48	33:05.812	160.4
11	12	Gianmarco Pradel		AUS	R	8	US Racing		Tatuus F.4 T421	19	88.48	33:06.381	160.3
12	66	Ruiqi Liu		CHN	R	9	US Racing		Tatuus F.4 T421	19	88.48	33:14.589	159.7
13	21	Tina Hausmann		CHE	R	10	AKM Motorsport		Tatuus F.4 T421	19	88.48	33:16.017	159.5
14	30	Frederik Lund		DNK		Van Amersfoort Racing		Tatuus F.4 T421	19	88.48	33:24.146	158.9	
15	86	Diego De La Torre		MEX		AKM Motorsport		Tatuus F.4 T421	19	88.48	33:50.012	156.9	
16	74	Lin Hodenius		NLD	R	11	Van Amersfoort Racing		Tatuus F.4 T421	19	88.48	34:00.723	156.0
17	16	Aurelia Nobels		BRA	F	1	Prema Racing		Tatuus F.4 T421	18	83.82	33:24.724	150.5
18	53	Giacomo Pedrini		ITA	R	12	Van Amersfoort Racing		Tatuus F.4 T421	0			



Circuit de Barcelona
 EURO 4 Championship
 Race - 3
 Lap Analysis



3

Ugo Ugochukwu

Tatuus F.4 T421

12

Gianmarco Pradel

Tatuus F.4 T421

Prema Racing

Rookie

US Racing

Lap	D	Time	Sector 1	Sector 2	Sector 3	T. Spd	Elapsed	Lap	D	Time	Sector 1	Sector 2	Sector 3	T. Spd	Elapsed
1		1:46.988	34.859	41.781	30.348	191.8	1:46.988	1		1:53.348	37.078	44.080	32.190	206.5	1:53.348
2		1:43.522	31.356	41.744	30.422	229.2	3:30.510	2		1:44.730	31.603	42.165	30.962	233.7	3:38.078
3		1:43.478	31.369	41.783	30.326	231.7	5:13.988	3		1:43.445	31.332	41.704	30.409	236.3	5:21.523
4		1:43.193	31.307	41.564	30.322	229.7	6:57.181	4		1:43.468	31.332	41.701	30.435	232.2	7:04.991
5		1:43.128	31.354	41.464	30.310	231.2	8:40.309	5		1:43.305	31.250	41.584	30.471	230.7	8:48.296
6		1:42.910	31.272	41.481	30.157	231.2	10:23.219	6		1:43.300	31.300	41.498	30.502	231.7	10:31.596
7		1:42.867	31.190	41.441	30.236	231.2	12:06.086	7		1:43.466	31.252	41.646	30.568	232.7	12:15.062
8		1:42.917	31.203	41.418	30.296	230.2	13:49.003	8		1:44.144	31.171	41.999	30.974	232.7	13:59.206
9		1:43.061	31.255	41.495	30.311	231.2	15:32.064	9		1:43.847	31.323	41.859	30.665	235.2	15:43.053
10		1:42.879	31.276	41.418	30.185	230.2	17:14.943	10		1:43.696	31.483	41.589	30.624	231.7	17:26.749
11		1:42.935	31.213	41.513	30.209	232.2	18:57.878	11		1:43.846	31.336	41.908	30.602	232.2	19:10.595
12		1:43.297	31.281	41.488	30.528	229.2	20:41.175	12		1:43.806	31.394	41.747	30.665	231.2	20:54.401
13		1:43.319	31.343	41.616	30.360	230.7	22:24.494	13		1:43.933	31.547	41.771	30.615	230.7	22:38.334
14		1:43.447	31.450	41.607	30.390	231.2	24:07.941	14		1:44.326	31.704	41.809	30.813	231.7	24:22.660
15		1:43.517	31.393	41.707	30.417	230.7	25:51.458	15		1:44.214	31.437	41.958	30.819	232.7	26:06.874
16		1:43.654	31.371	41.808	30.475	232.2	27:35.112	16		1:44.355	31.572	42.051	30.732	234.2	27:51.229
17		1:43.572	31.564	41.628	30.380	231.2	29:18.684	17		1:44.925	31.522	42.336	31.067	233.7	29:36.154
18		1:43.703	31.468	41.708	30.527	230.7	31:02.387	18		1:44.813	31.783	42.054	30.976	233.7	31:20.967
19		1:43.638	31.378	41.675	30.585	231.7	32:46.025	19		1:45.414	31.680	42.374	31.360	235.2	33:06.381

8

Tuukka Taponen

Tatuus F.4 T421

13

James Wharton

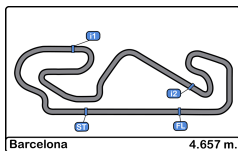
Tatuus F.4 T421

Rookie

Prema Racing

Prema Racing

Lap	D	Time	Sector 1	Sector 2	Sector 3	T. Spd	Elapsed	Lap	D	Time	Sector 1	Sector 2	Sector 3	T. Spd	Elapsed
1		1:49.447	36.163	42.630	30.654	194.2	1:49.447	1		1:49.998	36.271	42.882	30.845	197.4	1:49.998
2		1:43.718	31.389	41.826	30.503	229.2	3:33.165	2		1:43.640	31.319	41.747	30.574	231.7	3:33.638
3		1:43.507	31.334	41.807	30.366	230.2	5:16.672	3		1:44.186	31.328	41.786	31.072	234.2	5:17.824
4		1:43.363	31.269	41.698	30.396	230.2	7:00.035	4		1:43.362	31.277	41.744	30.341	234.2	7:01.186
5		1:43.329	31.296	41.716	30.317	229.7	8:43.364	5		1:43.368	31.271	41.689	30.408	234.2	8:44.554
6		1:43.511	31.345	41.707	30.459	230.7	10:26.875	6		1:43.446	31.343	41.645	30.458	235.2	10:28.000
7		1:43.574	31.447	41.600	30.527	229.7	12:10.449	7		1:43.742	31.411	41.828	30.503	234.2	12:11.742
8		1:43.623	31.519	41.633	30.471	230.2	13:54.072	8		1:43.670	31.353	41.813	30.504	233.2	13:55.412
9		1:43.944	31.613	41.609	30.722	230.7	15:38.016	9		1:43.643	31.388	41.725	30.530	233.2	15:39.055
10		1:43.928	31.401	41.699	30.828	229.7	17:21.944	10		1:43.878	31.451	41.711	30.716	233.7	17:22.933
11		1:43.750	31.406	41.804	30.540	229.7	19:05.694	11		1:44.093	31.550	41.947	30.596	236.3	19:07.026
12		1:44.057	31.405	41.858	30.794	229.7	20:49.751	12		1:43.739	31.413	41.756	30.570	233.2	20:50.765
13		1:44.054	31.452	41.869	30.733	229.2	22:33.805	13		1:44.197	31.474	41.983	30.740	235.2	22:34.962
14		1:44.307	31.507	41.796	31.004	228.8	24:18.112	14		1:44.254	31.489	42.001	30.764	233.7	24:19.216
15		1:43.831	31.494	41.878	30.459	228.8	26:01.943	15		1:44.388	31.557	42.101	30.730	233.2	26:03.604
16		1:44.262	31.653	41.947	30.662	229.7	27:46.205	16		1:44.425	31.699	41.997	30.729	232.7	27:48.029
17		1:44.267	31.538	42.034	30.695	229.2	29:30.472	17		1:44.186	31.388	42.037	30.761	233.2	29:32.215
18		1:43.898	31.497	41.801	30.600	229.7	31:14.370	18		1:44.031	31.459	41.836	30.736	233.7	31:16.246
19		1:43.914	31.500	41.846	30.568	230.7	32:58.284	19		1:44.628	31.492	42.039	31.097	232.7	33:00.874



Circuit de Barcelona
EURO 4 Championship
Race - 3
Lap Analysis



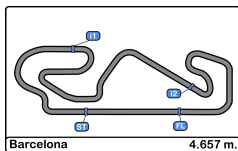
14	Rashid Al Dhaheri	Tatuus F.4 T421	16	Aurelia Nobels	Tatuus F.4 T421
Rookie		Prema Racing	F		Prema Racing

Lap	D	Time	Sector 1	Sector 2	Sector 3	T. Spd	Elapsed	Lap	D	Time	Sector 1	Sector 2	Sector 3	T. Spd	Elapsed
1		1:52.260	37.123	43.195	31.942	199.6	1:52.260	1		2:40.702 P	45.377	56.878	58.447	204.9	2:40.702
2		1:44.531	31.926	41.921	30.684	228.3	3:36.791	2		2:47.862	1:26.116	49.807	31.939	163.8	5:28.564
3		1:43.907	31.431	41.969	30.507	231.7	5:20.698	3		1:45.698	32.245	42.306	31.147	226.8	7:14.262
4		1:43.328	31.388	41.557	30.383	230.7	7:04.026	4		1:44.345	31.745	41.836	30.764	227.8	8:58.607
5		1:43.255	31.216	41.562	30.477	232.7	8:47.281	5		1:44.080	31.651	41.868	30.561	228.8	10:42.687
6		1:43.577	31.354	41.534	30.689	233.7	10:30.858	6		1:44.356	31.734	41.919	30.703	229.2	12:27.043
7		1:43.424	31.352	41.532	30.540	234.2	12:14.282	7		1:44.665	31.659	41.991	31.015	229.7	14:11.708
8		1:44.487	31.471	42.318	30.698	235.8	13:58.769	8		1:44.723	31.961	42.051	30.711	228.3	15:56.431
9		1:43.577	31.379	41.578	30.620	233.2	15:42.346	9		1:44.695	31.713	42.017	30.965	229.7	17:41.126
10		1:43.665	31.386	41.665	30.614	233.2	17:26.011	10		1:44.606	31.800	41.957	30.849	228.3	19:25.732
11		1:43.654	31.351	41.750	30.553	233.2	19:09.665	11		1:44.432	31.757	41.861	30.814	228.8	21:10.164
12		1:43.781	31.363	41.615	30.803	234.2	20:53.446	12		1:44.671	31.885	41.938	30.848	229.7	22:54.835
13		1:44.189	31.347	41.835	31.007	234.2	22:37.635	13		1:45.067	31.980	42.108	30.979	229.2	24:39.902
14		1:44.455	31.537	41.931	30.987	234.2	24:22.090	14		1:45.010	31.975	42.052	30.983	230.2	26:24.912
15		1:44.267	31.478	42.000	30.789	233.2	26:06.357	15		1:44.582	31.888	41.939	30.755	230.2	28:09.494
16		1:44.367	31.523	41.974	30.870	235.2	27:50.724	16		1:44.904	31.854	42.135	30.915	230.7	29:54.398
17		1:44.935	31.517	42.562	30.856	233.2	29:35.659	17		1:45.158	31.811	42.095	31.252	230.2	31:39.556
18		1:44.917	31.561	42.313	31.043	235.8	31:20.576	18		1:45.168	31.888	42.273	31.007	231.2	33:24.724
19		1:45.236	31.489	42.781	30.966	233.7	33:05.812								

15	Brando Badoer	Tatuus F.4 T421	20	Zachary David	Tatuus F.4 T421
		Van Amersfoort Racing	Rookie		US Racing

Lap	D	Time	Sector 1	Sector 2	Sector 3	T. Spd	Elapsed	Lap	D	Time	Sector 1	Sector 2	Sector 3	T. Spd	Elapsed
1		1:47.427	35.226	41.728	30.473	198.8	1:47.427	1		1:52.444	37.201	43.300	31.943	206.8	1:52.444
2		1:43.551	31.359	41.743	30.449	231.7	3:30.978	2		1:43.625	31.363	41.827	30.435	230.7	3:36.069
3		1:43.471	31.385	41.645	30.441	232.7	5:14.449	3		1:43.226	31.198	41.661	30.367	237.3	5:19.295
4		1:43.353	31.334	41.531	30.488	231.7	6:57.802	4		1:43.554	31.284	41.828	30.442	234.2	7:02.849
5		1:43.077	31.253	41.465	30.359	231.2	8:40.879	5		1:43.404	31.393	41.602	30.409	234.2	8:46.253
6		1:42.884	31.254	41.405	30.225	232.2	10:23.763	6		1:43.306	31.210	41.557	30.539	234.7	10:29.559
7		1:42.889	31.092	41.448	30.349	233.7	12:06.652	7		1:43.865	31.354	41.863	30.648	233.7	12:13.424
8		1:42.874	31.246	41.403	30.225	233.2	13:49.526	8		1:43.517	31.287	41.654	30.576	233.2	13:56.941
9		1:42.989	31.253	41.342	30.394	233.2	15:32.515	9		1:43.442	31.300	41.680	30.462	233.2	15:40.383
10		1:42.991	31.245	41.423	30.323	233.7	17:15.506	10		1:43.529	31.430	41.495	30.604	231.7	17:23.912
11		1:42.899	31.188	41.411	30.300	233.2	18:58.405	11		1:44.167	31.531	42.070	30.566	234.2	19:08.079
12		1:43.172	31.146	41.423	30.603	233.7	20:41.577	12		1:43.674	31.395	41.645	30.634	233.7	20:51.753
13		1:43.427	31.271	41.688	30.468	234.2	22:25.004	13		1:44.027	31.442	41.735	30.850	234.2	22:35.780
14		1:43.433	31.345	41.537	30.551	232.7	24:08.437	14		1:44.238	31.448	41.960	30.830	234.7	24:20.018
15		1:43.541	31.306	41.652	30.583	233.2	25:51.978	15		1:44.265	31.470	42.012	30.783	234.2	26:04.283
16		1:43.583	31.303	41.665	30.615	233.2	27:35.561	16		1:44.376	31.743	41.979	30.654	240.5	27:48.659
17		1:43.730	31.410	41.718	30.602	234.2	29:19.291	17		1:44.106	31.501	41.787	30.818	233.7	29:32.765
18		1:43.651	31.348	41.675	30.628	233.2	31:02.942	18		1:43.794	31.440	41.814	30.540	234.7	31:16.559
19		1:43.621	31.282	41.746	30.593	234.2	32:46.563	19		1:44.546	31.581	41.954	31.011	235.8	33:01.105





Circuit de Barcelona
EURO 4 Championship
Race - 3
Lap Analysis



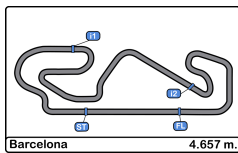
21 Tina Hausmann Tatuus F.4 T421 **30** Frederik Lund Tatuus F.4 T421
 Rookie AKM Motorsport Van Amersfoort Racing

Lap D	Time	Sector 1	Sector 2	Sector 3	T. Spd	Elapsed	Lap D	Time	Sector 1	Sector 2	Sector 3	T. Spd	Elapsed
1	1:54.044	38.886	42.971	32.187	203.3	1:54.044	1	1:52.865	37.669	43.585	31.611	200.0	1:52.865
2	1:45.759	31.916	42.437	31.406	234.2	3:39.803	2	1:44.947	31.670	42.310	30.967	233.2	3:37.812
3	1:44.979	31.507	42.198	31.274	232.7	5:24.782	3	1:44.649	32.111	42.060	30.478	229.7	5:22.461
4	1:44.988	31.747	42.286	30.955	229.7	7:09.770	4	1:44.221	31.486	42.126	30.609	231.2	7:06.682
5	1:44.492	31.571	42.042	30.879	229.7	8:54.262	5	1:44.025	31.490	41.942	30.593	230.2	8:50.707
6	1:44.124	31.570	41.800	30.754	232.2	10:38.386	6	1:43.819	31.507	41.766	30.546	229.7	10:34.526
7	1:44.414	31.619	42.043	30.752	230.7	12:22.800	7	1:44.115	31.522	41.973	30.620	229.2	12:18.641
8	1:43.983	31.368	41.796	30.819	230.2	14:06.783	8	1:44.547	31.723	41.850	30.974	229.7	14:03.188
9	1:43.930	31.496	41.626	30.808	231.2	15:50.713	9	1:44.604	31.977	41.950	30.677	229.7	15:47.792
10	1:43.918	31.469	41.725	30.724	230.7	17:34.631	10	1:44.674	31.812	42.183	30.679	228.8	17:32.466
11	1:44.449	31.454	41.988	31.007	230.2	19:19.080	11	1:44.511	31.611	42.179	30.721	229.2	19:16.977
12	1:44.285	31.560	41.979	30.746	230.7	21:03.365	12	1:44.901	31.989	42.149	30.763	229.2	21:01.878
13	1:44.719	31.799	42.072	30.848	232.7	22:48.084	13	1:45.000	31.920	42.088	30.992	228.3	22:46.878
14	1:45.007	31.673	42.342	30.992	232.7	24:33.091	14	1:45.720	32.614	42.172	30.934	228.3	24:32.598
15	1:44.478	31.670	41.934	30.874	231.7	26:17.569	15	1:50.661	36.196	43.405	31.060	231.2	26:23.259
16	1:45.103	31.869	42.118	31.116	229.7	28:02.672	16	1:45.190	31.957	42.250	30.983	229.2	28:08.449
17	1:44.659	31.683	41.951	31.025	229.7	29:47.331	17	1:45.040	31.832	42.056	31.152	229.2	29:53.489
18	1:44.440	31.625	41.987	30.828	229.7	31:31.771	18	1:45.435	32.091	42.298	31.046	228.3	31:38.924
19	1:44.246	31.602	41.867	30.777	232.2	33:16.017	19	1:45.222	32.015	42.126	31.081	229.2	33:24.146

23 Arvid Lindblad Tatuus F.4 T421 **31** Akshay Bohra Tatuus F.4 T421
 Rookie Prema Racing Rookie US Racing

Lap D	Time	Sector 1	Sector 2	Sector 3	T. Spd	Elapsed	Lap D	Time	Sector 1	Sector 2	Sector 3	T. Spd	Elapsed
1	1:50.423	36.484	42.969	30.970	196.0	1:50.423	1	1:51.683	36.887	43.326	31.470	201.1	1:51.683
2	1:43.595	31.422	41.636	30.537	233.2	3:34.018	2	1:44.111	31.317	42.038	30.756	234.7	3:35.794
3	1:43.386	31.298	41.668	30.420	234.7	5:17.404	3	1:44.175	31.862	41.758	30.555	236.3	5:19.969
4	1:43.057	31.229	41.435	30.393	230.7	7:00.461	4	1:43.474	31.313	41.671	30.490	234.2	7:03.443
5	1:43.337	31.282	41.607	30.448	234.2	8:43.798	5	1:43.363	31.333	41.597	30.433	235.2	8:46.806
6	1:43.436	31.250	41.674	30.512	235.2	10:27.234	6	1:43.725	31.255	41.773	30.697	236.3	10:30.531
7	1:43.560	31.414	41.499	30.647	234.7	12:10.794	7	1:43.390	31.237	41.603	30.550	233.7	12:13.921
8	1:43.641	31.473	41.613	30.555	235.2	13:54.435	8	1:44.409	31.415	42.411	30.583	236.8	13:58.330
9	1:44.032	31.462	41.633	30.937	234.7	15:38.467	9	1:43.593	31.328	41.702	30.563	236.3	15:41.923
10	1:43.985	31.353	41.421	31.211	233.2	17:22.452	10	1:43.694	31.317	41.746	30.631	234.2	17:25.617
11	1:43.668	31.299	41.680	30.689	232.7	19:06.120	11	1:43.653	31.301	41.747	30.605	235.2	19:09.270
12	1:44.182	31.481	41.462	31.239	232.7	20:50.302	12	1:43.829	31.332	41.758	30.739	234.7	20:53.099
13	1:43.932	31.457	41.556	30.919	232.2	22:34.234	13	1:44.129	31.396	41.794	30.939	234.7	22:37.228
14	1:44.342	31.444	41.658	31.240	233.7	24:18.576	14	1:44.429	31.494	42.122	30.813	236.3	24:21.657
15	1:43.780	31.481	41.858	30.441	232.2	26:02.356	15	1:44.299	31.506	42.034	30.759	235.8	26:05.956
16	1:44.406	31.621	41.800	30.985	234.2	27:46.762	16	1:44.387	31.414	42.177	30.796	235.8	27:50.343
17	1:44.211	31.428	41.811	30.972	233.2	29:30.973	17	1:45.015	31.765	42.383	30.867	238.4	29:35.358
18	1:43.942	31.469	41.707	30.766	232.7	31:14.915	18	1:44.898	31.667	42.247	30.984	235.2	31:20.256
19	1:43.900	31.475	41.642	30.783	234.7	32:58.815	19	1:45.260	31.592	42.618	31.050	237.3	33:05.516





Circuit de Barcelona
EURO 4 Championship
Race - 3
Lap Analysis



47 Nicola Lacorte Tatuus F.4 T421 **66** Ruiqi Liu Tatuus F.4 T421
 Rookie Prema Racing Rookie US Racing

Lap D	Time	Sector 1	Sector 2	Sector 3	T. Spd	Elapsed	Lap D	Time	Sector 1	Sector 2	Sector 3	T. Spd	Elapsed
1	1:51.190	36.497	43.487	31.206	196.7	1:51.190	1	1:54.393	37.442	43.459	33.492	203.0	1:54.393
2	1:44.131	31.437	42.042	30.652	234.2	3:35.321	2	1:44.731	31.852	42.161	30.718	233.2	3:39.124
3	1:43.477	31.211	41.841	30.425	234.2	5:18.798	3	1:44.509	31.492	42.252	30.765	234.2	5:23.633
4	1:43.618	31.254	41.850	30.514	233.7	7:02.416	4	1:44.565	31.840	41.813	30.912	236.8	7:08.198
5	1:43.303	31.182	41.609	30.512	234.2	8:45.719	5	1:43.345	31.379	41.497	30.469	230.7	8:51.543
6	1:43.383	31.239	41.660	30.484	235.8	10:29.102	6	1:43.640	31.480	41.517	30.643	231.7	10:35.183
7	1:43.297	31.207	41.726	30.364	234.7	12:12.399	7	1:43.990	31.709	41.727	30.554	231.7	12:19.173
8	1:43.599	31.298	41.671	30.630	234.7	13:55.998	8	1:44.316	31.439	41.909	30.968	233.2	14:03.489
9	1:43.564	31.249	41.752	30.563	235.2	15:39.562	9	1:44.773	31.956	42.089	30.728	235.8	15:48.262
10	1:43.823	31.359	41.779	30.685	234.2	17:23.385	10	1:44.630	31.601	42.282	30.747	233.7	17:32.892
11	1:44.175	31.372	41.989	30.814	236.3	19:07.560	11	1:45.217	32.084	42.470	30.663	233.7	19:18.109
12	1:43.696	31.291	41.679	30.726	235.8	20:51.256	12	1:44.284	31.566	42.039	30.679	231.2	21:02.393
13	1:44.133	31.360	42.028	30.745	234.7	22:35.389	13	1:44.842	31.585	42.251	31.006	232.7	22:47.235
14	1:44.303	31.450	41.911	30.942	235.2	24:19.692	14	1:44.387	31.821	41.785	30.781	234.2	24:31.622
15	1:44.389	31.418	42.112	30.859	234.7	26:04.081	15	1:44.307	31.714	41.887	30.706	229.7	26:15.929
16	1:45.457	32.117	42.369	30.971	235.2	27:49.538	16	1:44.578	32.011	41.873	30.694	229.7	28:00.507
17	1:44.390	31.614	41.860	30.916	232.7	29:33.928	17	1:44.354	31.677	41.991	30.686	229.7	29:44.861
18	1:45.207	31.870	42.181	31.156	233.7	31:19.135	18	1:44.724	31.855	41.953	30.916	228.8	31:29.585
19	1:44.861	31.877	41.925	31.059	232.2	33:03.996	19	1:45.004	32.013	41.980	31.011	229.7	33:14.589

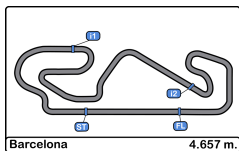
51 Freddie Slater Tatuus F.4 T421 **74** Lin Hodenius Tatuus F.4 T421
 Rookie Prema Racing Rookie Van Amersfoort Racing

Lap D	Time	Sector 1	Sector 2	Sector 3	T. Spd	Elapsed	Lap D	Time	Sector 1	Sector 2	Sector 3	T. Spd	Elapsed
1	1:50.844	36.867	42.984	30.993	200.3	1:50.844	1	2:00.930 P	38.928	43.556	38.446	206.1	2:00.930
2	1:43.917	31.443	41.921	30.553	235.8	3:34.761	2	2:25.689	1:12.912	42.243	30.534	166.1	4:26.619
3	1:43.531	31.266	41.746	30.519	234.2	5:18.292	3	1:43.827	31.442	41.973	30.412	226.8	6:10.446
4	1:43.570	31.291	41.785	30.494	235.2	7:01.862	4	1:43.848	31.474	41.842	30.532	227.3	7:54.294
5	1:43.344	31.167	41.741	30.436	233.2	8:45.206	5	1:43.664	31.506	41.774	30.384	227.8	9:37.958
6	1:43.374	31.277	41.681	30.416	232.2	10:28.580	6	1:43.568	31.374	41.861	30.333	230.7	11:21.526
7	1:44.734	31.304	42.592	30.838	234.2	12:13.314	7	1:43.724	31.473	41.823	30.428	231.2	13:05.250
8	1:44.466	31.784	42.120	30.562	232.7	13:57.780	8	1:43.807	31.431	41.834	30.542	231.2	14:49.057
9	1:43.412	31.282	41.654	30.476	235.8	15:41.192	9	1:43.798	31.355	41.861	30.582	229.7	16:32.855
10	1:43.668	31.418	41.695	30.555	234.2	17:24.860	10	1:44.211	31.591	41.977	30.643	230.7	18:17.066
11	1:43.753	31.432	41.816	30.505	234.7	19:08.613	11	1:45.787	32.478	42.637	30.672	229.7	20:02.853
12	1:43.814	31.368	41.865	30.581	236.3	20:52.427	12	1:44.526	31.633	42.060	30.833	228.8	21:47.379
13	1:44.292	31.466	42.042	30.784	235.8	22:36.719	13	1:44.615	31.641	42.334	30.640	229.2	23:31.994
14	1:44.475	31.719	41.912	30.844	231.2	24:21.194	14	1:44.725	31.803	42.325	30.597	229.2	25:16.719
15	1:44.185	31.612	41.882	30.691	233.2	26:05.379	15	1:44.202	31.621	42.010	30.571	229.2	27:00.921
16	1:44.638	31.495	42.212	30.931	234.2	27:50.017	16	1:44.795	31.877	42.181	30.737	228.8	28:45.716
17	1:44.636	31.686	42.039	30.911	235.8	29:34.653	17	1:45.073	31.880	42.249	30.944	227.8	30:30.789
18	1:45.216	31.838	42.389	30.989	234.2	31:19.869	18	1:44.878	31.727	42.071	31.080	228.3	32:15.667
19	1:45.276	31.797	42.419	31.060	234.2	33:05.145	19	1:45.056	31.747	42.407	30.902	228.3	34:00.723

53 Giacomo Pedrini Tatuus F.4 T421
 Rookie Van Amersfoort Racing

Lap D	Time	Sector 1	Sector 2	Sector 3	T. Spd	Elapsed
1		39.643			208.0	





Circuit de Barcelona
 EURO 4 Championship
 Race - 3
 Lap Analysis



86

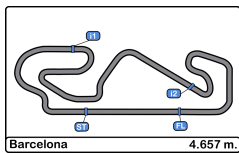
Diego De La Torre

Tatuus F.4 T421

AKM Motorsport

Lap	D	Time	Sector 1	Sector 2	Sector 3	T. Spd	Elapsed
1		1:53.756	38.758	42.690	32.308	211.3	1:53.756
2		1:44.813	31.688	42.187	30.938	232.7	3:38.569
3		1:44.788	31.854	42.127	30.807	231.7	5:23.357
4		1:53.302 P	31.893	41.721	39.688	230.7	7:16.659
5		2:20.116	1:07.520	41.889	30.707	166.4	9:36.775
6		1:43.991	31.631	41.674	30.686	229.7	11:20.766
7		1:43.656	31.520	41.532	30.604	228.8	13:04.422
8		1:43.333	31.381	41.421	30.531	231.2	14:47.755
9		1:44.024	31.468	41.862	30.694	228.3	16:31.779
10		1:43.669	31.467	41.590	30.612	228.3	18:15.448
11		1:43.609	31.434	41.612	30.563	227.3	19:59.057
12		1:43.821	31.523	41.625	30.673	229.7	21:42.878
13		1:43.706	31.555	41.565	30.586	226.8	23:26.584
14		1:43.922	31.481	41.743	30.698	229.7	25:10.506
15		1:43.954	31.595	41.688	30.671	229.2	26:54.460
16		1:43.648	31.521	41.580	30.547	227.3	28:38.108
17		1:43.849	31.510	41.640	30.699	230.7	30:21.957
18		1:44.060	31.645	41.647	30.768	228.8	32:06.017
19		1:43.995	31.597	41.709	30.689	230.2	33:50.012





Circuito de Barcelona

EURO 4 Championship

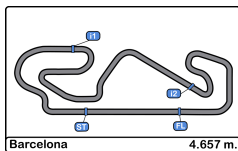
Race - 3



Analysis by Lap

Num	Lap Time	Gap	Num	Lap Time	Gap	Num	Lap Time	Gap	Num	Lap Time	Gap	Num	Lap Time	Gap
Lap 1			Lap 4			Lap 7			Lap 10			Lap 13		
3	1:46.988		3	1:43.193		3	1:42.867		3	1:42.879		3	1:43.319	
15	1:47.427	00.439	15	1:43.353	00.621	15	1:42.889	00.566	15	1:42.991	00.563	15	1:43.427	00.510
8	1:49.447	02.459	8	1:43.363	02.854	8	1:43.574	04.363	8	1:43.928	07.001	8	1:44.054	09.311
13	1:49.998	03.010	23	1:43.057	03.280	23	1:43.560	04.708	23	1:43.985	07.509	23	1:43.932	09.740
23	1:50.423	03.435	13	1:43.362	04.005	13	1:43.742	05.656	13	1:43.878	07.990	13	1:44.197	10.468
51	1:50.844	03.856	51	1:43.570	04.681	47	1:43.297	06.313	47	1:43.823	08.442	47	1:44.133	10.895
47	1:51.190	04.202	47	1:43.618	05.235	51	1:44.734	07.228	20	1:43.529	08.969	20	1:44.027	11.286
31	1:51.683	04.695	20	1:43.554	05.668	20	1:43.865	07.338	51	1:43.668	09.917	51	1:44.292	12.225
14	1:52.260	05.272	31	1:43.474	06.262	31	1:43.390	07.835	31	1:43.694	10.674	31	1:44.129	12.734
20	1:52.444	05.456	14	1:43.328	06.845	14	1:43.424	08.196	14	1:43.665	11.068	14	1:44.189	13.141
30	1:52.865	05.877	12	1:43.468	07.810	12	1:43.466	08.976	12	1:43.696	11.806	12	1:43.933	13.840
12	1:53.348	06.360	30	1:44.221	09.501	30	1:44.115	12.555	30	1:44.674	17.523	30	1:45.000	22.384
86	1:53.756	06.768	66	1:44.565	11.017	66	1:43.990	13.087	66	1:44.630	17.949	66	1:44.842	22.741
21	1:54.044	07.056	21	1:44.988	12.589	21	1:44.414	16.714	21	1:43.918	19.688	21	1:44.719	23.590
66	1:54.393	07.405	16	1:45.698	1 Lap	16	1:44.356	1 Lap	16	1:44.695	1 Lap	16	1:44.671	1 Lap
74	2:00.930	13.942	86	1:53.302	19.478	86	1:43.656	58.336	86	1:43.669	1:00.505	86	1:43.706	1:02.090
16	2:40.702	53.714	74	1:43.848	57.113	74	1:43.724	59.164	74	1:44.211	1:02.123	74	1:44.615	1:07.500
Lap 2			Lap 5			Lap 8			Lap 11			Lap 14		
3	1:43.522		3	1:43.128		3	1:42.917		3	1:42.935		3	1:43.447	
15	1:43.551	00.468	15	1:43.077	00.570	15	1:42.874	00.523	15	1:42.899	00.527	15	1:43.433	00.496
8	1:43.718	02.655	8	1:43.329	03.055	8	1:43.623	05.069	8	1:43.750	07.816	8	1:44.307	10.171
13	1:43.640	03.128	23	1:43.337	03.489	23	1:43.641	05.432	23	1:43.668	08.242	23	1:44.342	10.635
23	1:43.595	03.508	13	1:43.368	04.245	13	1:43.670	06.409	13	1:44.093	09.148	13	1:44.254	11.275
51	1:43.917	04.251	51	1:43.344	04.897	47	1:43.599	06.995	47	1:44.175	09.682	47	1:44.303	11.751
47	1:44.131	04.811	47	1:43.303	05.410	20	1:43.517	07.938	20	1:44.167	10.201	20	1:44.238	12.077
31	1:44.111	05.284	20	1:43.404	05.944	51	1:44.466	08.777	51	1:43.753	10.735	51	1:44.475	13.253
20	1:43.625	05.559	31	1:43.363	06.497	31	1:44.409	09.327	31	1:43.653	11.392	31	1:44.429	13.716
14	1:44.531	06.281	14	1:43.255	06.972	14	1:44.487	09.766	14	1:43.654	11.787	14	1:44.455	14.149
30	1:44.947	07.302	12	1:43.305	07.987	12	1:44.144	10.203	12	1:43.846	12.717	12	1:44.326	14.719
12	1:44.730	07.568	30	1:44.025	10.398	30	1:44.547	14.185	30	1:44.511	19.099	66	1:44.387	23.681
86	1:44.813	08.059	66	1:43.345	11.234	66	1:44.316	14.486	66	1:45.217	20.231	30	1:45.720	24.657
66	1:44.731	08.614	21	1:44.492	13.953	21	1:43.983	17.780	21	1:44.449	21.202	21	1:45.007	25.150
21	1:45.759	09.293	16	1:44.345	1 Lap	16	1:44.665	1 Lap	16	1:44.606	1 Lap	16	1:45.067	1 Lap
74	2:25.689	56.109	86	2:20.116	56.466	86	1:43.333	58.752	86	1:43.609	1:01.179	86	1:43.922	1:02.565
			74	1:43.664	57.649	74	1:43.807	1:00.054	74	1:45.787	1:04.975	74	1:44.725	1:08.778
Lap 3			Lap 6			Lap 9			Lap 12			Lap 15		
3	1:43.478		3	1:42.910		3	1:43.061		3	1:43.297		3	1:43.517	
15	1:43.471	00.461	15	1:42.884	00.544	15	1:42.989	00.451	15	1:43.172	00.402	15	1:43.541	00.520
8	1:43.507	02.684	8	1:43.511	03.656	8	1:43.944	05.952	8	1:44.057	08.576	8	1:43.831	10.485
23	1:43.386	03.416	23	1:43.436	04.015	23	1:44.032	06.403	23	1:44.182	09.127	23	1:43.780	10.898
13	1:44.186	03.836	13	1:43.446	04.781	13	1:43.643	06.991	13	1:43.739	09.590	13	1:44.388	12.146
51	1:43.531	04.304	51	1:43.374	05.361	47	1:43.564	07.498	47	1:43.696	10.081	47	1:44.389	12.623
47	1:43.477	04.810	47	1:43.383	05.883	20	1:43.442	08.319	20	1:43.674	10.578	20	1:44.265	12.825
20	1:43.226	05.307	20	1:43.306	06.340	51	1:43.412	09.128	51	1:43.814	11.252	51	1:44.185	13.921
31	1:44.175	05.981	31	1:43.725	07.312	31	1:43.593	09.859	31	1:43.829	11.924	31	1:44.299	14.498
14	1:43.907	06.710	14	1:43.577	07.639	14	1:43.577	10.282	14	1:43.781	12.271	14	1:44.267	14.899
12	1:43.445	07.535	12	1:43.300	08.377	12	1:43.847	10.989	12	1:43.806	13.226	12	1:44.214	15.416
30	1:44.649	08.473	30	1:43.819	11.307	30	1:44.604	15.728	30	1:44.901	20.703	66	1:44.307	24.471
86	1:44.788	09.369	66	1:43.640	11.964	66	1:44.773	16.198	66	1:44.284	21.218	21	1:44.478	26.111
66	1:44.509	09.645	21	1:44.124	15.167	21	1:43.930	18.649	21	1:44.285	22.190	30	1:50.661	31.801
21	1:44.979	10.794	16	1:44.080	1 Lap	16	1:44.723	1 Lap	16	1:44.432	1 Lap	16	1:45.010	1 Lap
16	2:47.862	1 Lap	86	1:43.991	57.547	86	1:44.024	59.715	86	1:43.821	1:01.703	86	1:43.954	1:03.002
74	1:43.827	56.458	74	1:43.568	58.307	74	1:43.798	1:00.791	74	1:44.526	1:06.204	74	1:44.202	1:09.463





Circuit de Barcelona
EURO 4 Championship
Race - 3



Analysis by Lap

Num	Lap Time	Gap	Num	Lap Time	Gap
Lap 16			Lap 19		
3	1:43.654		3	1:43.638	
15	1:43.583	00.449	15	1:43.621	00.538
8	1:44.262	11.093	8	1:43.914	12.259
23	1:44.406	11.650	23	1:43.900	12.790
13	1:44.425	12.917	13	1:44.628	14.849
20	1:44.376	13.547	20	1:44.546	15.080
47	1:45.457	14.426	47	1:44.861	17.971
51	1:44.638	14.905	51	1:45.276	19.120
31	1:44.387	15.231	31	1:45.260	19.491
14	1:44.367	15.612	14	1:45.236	19.787
12	1:44.355	16.117	12	1:45.414	20.356
66	1:44.578	25.395	66	1:45.004	28.564
21	1:45.103	27.560	21	1:44.246	29.992
30	1:45.190	33.337	30	1:45.222	38.121
16	1:44.582	1 Lap	16	1:45.168	1 Lap
86	1:43.648	1:02.996	86	1:43.995	1:03.987
74	1:44.795	1:10.604	74	1:45.056	1:14.698

Num Lap Time Gap

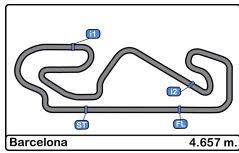
Lap 17

3	1:43.572	
15	1:43.730	00.607
8	1:44.267	11.788
23	1:44.211	12.289
13	1:44.186	13.531
20	1:44.106	14.081
47	1:44.390	15.244
51	1:44.636	15.969
31	1:45.015	16.674
14	1:44.935	16.975
12	1:44.925	17.470
66	1:44.354	26.177
21	1:44.659	28.647
30	1:45.040	34.805
16	1:44.904	1 Lap
86	1:43.849	1:03.273
74	1:45.073	1:12.105

Num Lap Time Gap

Lap 18

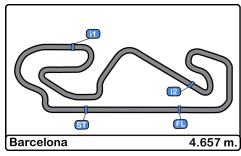
3	1:43.703	
15	1:43.651	00.555
8	1:43.898	11.983
23	1:43.942	12.528
13	1:44.031	13.859
20	1:43.794	14.172
47	1:45.207	16.748
51	1:45.216	17.482
31	1:44.898	17.869
14	1:44.917	18.189
12	1:44.813	18.580
66	1:44.724	27.198
21	1:44.440	29.384
30	1:45.435	36.537
16	1:45.158	1 Lap
86	1:44.060	1:03.630
74	1:44.878	1:13.280



Circuito de Barcelona
EURO 4 Championship
Race - 3
Best Sectors Results



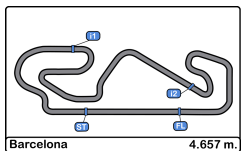
Sector - 1				Sector - 2				Sector - 3				Ideal Lap vs Best Lap			
Clas	Nº	Driver	Time	Nº	Driver	Time	Nº	Driver	Time	Clas	Nº	Driver	Ideal Lap	Best Lap	Clas
1	15	Brando Badoer	31.092	15	Brando Badoer	41.342	3	Ugo Ugochukwu	30.157	1	15	Brando Badoer	1:42.659	1:42.874	2
2	51	Freddie Slater	31.167	3	Ugo Ugochukwu	41.418	15	Brando Badoer	30.225	2	3	Ugo Ugochukwu	1:42.765	1:42.867	1
3	12	Gianmarco Pradel	31.171	23	Arvid Lindblad	41.421	8	Tuukka Taponen	30.317	3	23	Arvid Lindblad	1:43.043	1:43.057	3
4	47	Nicola Lacorte	31.182	86	Diego De La Torre	41.421	74	Lin Hoenius	30.333	4	20	Zachary David	1:43.060	1:43.226	4
5	3	Ugo Ugochukwu	31.190	20	Zachary David	41.495	13	James Wharton	30.341	5	12	Gianmarco Pradel	1:43.078	1:43.300	7
6	20	Zachary David	31.198	66	Ruiqi Liu	41.497	47	Nicola Lacorte	30.364	6	14	Rashid Al Dhaheri	1:43.131	1:43.255	5
7	14	Rashid Al Dhaheri	31.216	12	Gianmarco Pradel	41.498	20	Zachary David	30.367	7	47	Nicola Lacorte	1:43.155	1:43.297	6
8	23	Arvid Lindblad	31.229	14	Rashid Al Dhaheri	41.532	14	Rashid Al Dhaheri	30.383	8	8	Tuukka Taponen	1:43.186	1:43.329	8
9	31	Akshay Bohra	31.237	31	Akshay Bohra	41.597	23	Arvid Lindblad	30.393	9	51	Freddie Slater	1:43.237	1:43.344	10
10	8	Tuukka Taponen	31.269	8	Tuukka Taponen	41.600	12	Gianmarco Pradel	30.409	10	13	James Wharton	1:43.257	1:43.362	12
11	13	James Wharton	31.271	47	Nicola Lacorte	41.609	51	Freddie Slater	30.416	11	31	Akshay Bohra	1:43.267	1:43.363	13
12	74	Lin Hoenius	31.355	21	Tina Hausmann	41.626	31	Akshay Bohra	30.433	12	86	Diego De La Torre	1:43.333	1:43.333	9
13	21	Tina Hausmann	31.368	13	James Wharton	41.645	66	Ruiqi Liu	30.469	13	66	Ruiqi Liu	1:43.345	1:43.345	11
14	66	Ruiqi Liu	31.379	51	Freddie Slater	41.654	30	Frederik Lund	30.478	14	74	Lin Hoenius	1:43.462	1:43.568	14
15	86	Diego De La Torre	31.381	30	Frederik Lund	41.766	86	Diego De La Torre	30.531	15	21	Tina Hausmann	1:43.718	1:43.918	16
16	30	Frederik Lund	31.486	74	Lin Hoenius	41.774	16	Aurelia Nobels	30.561	16	30	Frederik Lund	1:43.730	1:43.819	15
17	16	Aurelia Nobels	31.651	16	Aurelia Nobels	41.836	21	Tina Hausmann	30.724	17	16	Aurelia Nobels	1:44.048	1:44.080	17
18	53	Giacomo Pedrini	39.643	53	Giacomo Pedrini	Transpo	53	Giacomo Pedrini	Transpo	18	53	Giacomo Pedrini	Transpo	Transpo	18



Circuit de Barcelona
EURO 4 Championship
Race - 3
Leader Sequence



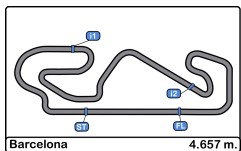
N°	Driver	Nat	Cat	Clas	Team	Nat	Vehicle	Start Lap	End Lap	Laps	Total Laps
3	Ugo Ugochukwu				Prema Racing		ε Tatuus F.4 T421	1	19	19	19



Circuito de Barcelona
EURO 4 Championship
Race - 3
Best 5 Lap Times



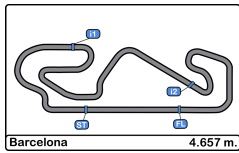
Cls	Nº	Driver	Nat	Cat	Cls	Team	Nat	Vehicle	Best 1		Best 2		Best 3		Best 4		Best 5	
									Time	Lap	Time	Lap	Time	Lap	Time	Lap	Time	Lap
1	3	Ugo Ugochukwu	USA			Prema Racing	ITA	Tatuus F.4 T421	1:42.867	7	1:42.879	10	1:42.910	6	1:42.917	8	1:42.935	11
2	15	Brando Badoer	ITA			Van Amersfoort Racing	NLD	Tatuus F.4 T421	1:42.874	8	1:42.884	6	1:42.889	7	1:42.899	11	1:42.989	9
3	23	Arvid Lindblad	GBR	R	1	Prema Racing	ITA	Tatuus F.4 T421	1:43.057	4	1:43.337	5	1:43.386	3	1:43.436	6	1:43.560	7
4	20	Zachary David	NLD	R	2	US Racing	DEU	Tatuus F.4 T421	1:43.226	3	1:43.306	6	1:43.404	5	1:43.442	9	1:43.517	8
5	14	Rashid Al Dhaheri	ARE	R	3	Prema Racing	ITA	Tatuus F.4 T421	1:43.255	5	1:43.328	4	1:43.424	7	1:43.577	6	1:43.577	9
6	47	Nicola Lacorte	ITA	R	4	Prema Racing	ITA	Tatuus F.4 T421	1:43.297	7	1:43.303	5	1:43.383	6	1:43.477	3	1:43.564	9
7	12	Gianmarco Pradel	AUS	R	5	US Racing	DEU	Tatuus F.4 T421	1:43.300	6	1:43.305	5	1:43.445	3	1:43.466	7	1:43.468	4
8	8	Tuukka Taponen	FIN	R	6	Prema Racing	ITA	Tatuus F.4 T421	1:43.329	5	1:43.363	4	1:43.507	3	1:43.511	6	1:43.574	7
9	86	Diego De La Torre	MEX			AKM Motorsport	SMR	Tatuus F.4 T421	1:43.333	8	1:43.609	11	1:43.648	16	1:43.656	7	1:43.669	10
10	51	Freddie Slater	GBR	R	7	Prema Racing	ITA	Tatuus F.4 T421	1:43.344	5	1:43.374	6	1:43.412	9	1:43.531	3	1:43.570	4
11	66	Ruiqi Liu	CHN	R	8	US Racing	DEU	Tatuus F.4 T421	1:43.345	5	1:43.640	6	1:43.990	7	1:44.284	12	1:44.307	15
12	13	James Wharton	AUS			Prema Racing	ITA	Tatuus F.4 T421	1:43.362	4	1:43.368	5	1:43.446	6	1:43.640	2	1:43.643	9
13	31	Akshay Bohra	GBR	R	9	US Racing	DEU	Tatuus F.4 T421	1:43.363	5	1:43.390	7	1:43.474	4	1:43.593	9	1:43.653	11
14	74	Lin Hodenius	NLD	R	10	Van Amersfoort Racing	NLD	Tatuus F.4 T421	1:43.568	6	1:43.664	5	1:43.724	7	1:43.798	9	1:43.807	8
15	30	Frederik Lund	DNK			Van Amersfoort Racing	NLD	Tatuus F.4 T421	1:43.819	6	1:44.025	5	1:44.115	7	1:44.221	4	1:44.511	11
16	21	Tina Hausmann	CHE	R	11	AKM Motorsport	SMR	Tatuus F.4 T421	1:43.918	10	1:43.930	9	1:43.983	8	1:44.124	6	1:44.246	19
17	16	Aurelia Nobels	BRA	F	1	Prema Racing	ITA	Tatuus F.4 T421	1:44.080	5	1:44.345	4	1:44.356	6	1:44.432	11	1:44.582	15
18	53	Giacomo Pedrini	ITA	R	12	Van Amersfoort Racing	NLD	Tatuus F.4 T421										



Circuito de Barcelona
EURO 4 Championship
Race - 3
Best 5 Top Speeds



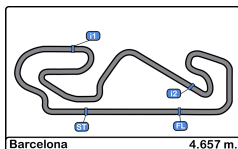
Clas	Nº	Driver	Nat	Cat	Cls	Team	Nat	Vehicle	Top 1		Top 2		Top 3		Top 4		Top 5		Avg
									Km/h	Lap	Km/h	Lap	Km/h	Lap	Km/h	Lap	Km/h	Lap	
1	20	Zachary David		R	1	US Racing		Tatuus F.4 T421	240.5	16	237.3	3	235.8	19	234.7	6	234.7	14	236.6
2	31	Akshay Bohra		R	2	US Racing		Tatuus F.4 T421	238.4	17	237.3	19	236.8	8	236.3	3	236.3	6	237.0
3	66	Ruiqi Liu		R	3	US Racing		Tatuus F.4 T421	236.8	4	235.8	9	234.2	3	234.2	14	233.7	10	234.9
4	12	Gianmarco Pradel		R	4	US Racing		Tatuus F.4 T421	236.3	3	235.2	9	235.2	19	234.2	16	233.7	2	234.9
5	13	James Wharton				Prema Racing		Tatuus F.4 T421	236.3	11	235.2	6	235.2	13	234.2	3	234.2	4	235.0
6	47	Nicola Lacorte		R	5	Prema Racing		Tatuus F.4 T421	236.3	11	235.8	6	235.8	12	235.2	9	235.2	14	235.7
7	51	Freddie Slater		R	6	Prema Racing		Tatuus F.4 T421	236.3	12	235.8	2	235.8	9	235.8	13	235.8	17	235.9
8	14	Rashid Al Dhaheri		R	7	Prema Racing		Tatuus F.4 T421	235.8	8	235.8	18	235.2	16	234.2	7	234.2	12	235.0
9	23	Arvid Lindblad		R	8	Prema Racing		Tatuus F.4 T421	235.2	6	235.2	8	234.7	3	234.7	7	234.7	9	234.9
10	15	Brando Badoer				Van Amersfoort Racing		Tatuus F.4 T421	234.2	13	234.2	17	234.2	19	233.7	7	233.7	10	234.0
11	21	Tina Hausmann		R	9	AKM Motorsport		Tatuus F.4 T421	234.2	2	232.7	3	232.7	13	232.7	14	232.2	6	232.9
12	30	Frederik Lund				Van Amersfoort Racing		Tatuus F.4 T421	233.2	2	231.2	4	231.2	15	230.2	5	229.7	3	231.1
13	86	Diego De La Torre				AKM Motorsport		Tatuus F.4 T421	232.7	2	231.7	3	231.2	8	230.7	4	230.7	17	231.4
14	3	Ugo Ugochukwu				Prema Racing		Tatuus F.4 T421	232.2	11	232.2	16	231.7	3	231.7	19	231.2	5	231.8
15	16	Aurelia Nobels		F	1	Prema Racing		Tatuus F.4 T421	231.2	18	230.7	16	230.2	14	230.2	15	230.2	17	230.5
16	74	Lin Hodenius		R	10	Van Amersfoort Racing		Tatuus F.4 T421	231.2	7	231.2	8	230.7	6	230.7	10	229.7	9	230.7
17	8	Tuukka Taponen		R	11	Prema Racing		Tatuus F.4 T421	230.7	6	230.7	9	230.7	19	230.2	3	230.2	4	230.5
18	53	Giacomo Pedrini		R	12	Van Amersfoort Racing		Tatuus F.4 T421	208.0	1									208.0



Circuit de Barcelona
 EURO 4 Championship
 Race - 3
 Fastest Laps Sequence



Lap	Time of Day	Session Time	Nº Driver	Nat	Cat	Team	Nat	Vehicle	Time	Km/h
2	16:31:53.015	3:30.015	3 Ugo Ugochukwu		USA	Prema Racing		Tatuus F.4 T421	1:43.522	161.9
3	16:33:36.494	5:13.494	3 Ugo Ugochukwu		USA	Prema Racing		Tatuus F.4 T421	1:43.478	162.0
3	16:33:36.954	5:13.954	15 Brando Badoer		ITA	Van Amersfoort Racing		Tatuus F.4 T421	1:43.471	162.0
3	16:33:39.910	5:16.910	23 Arvid Lindblad		GBR	R Prema Racing		Tatuus F.4 T421	1:43.386	162.1
3	16:33:41.801	5:18.801	20 Zachary David		MLT	R US Racing		Tatuus F.4 T421	1:43.226	162.4
4	16:35:19.686	6:56.686	3 Ugo Ugochukwu		USA	Prema Racing		Tatuus F.4 T421	1:43.193	162.4
4	16:35:22.966	6:59.966	23 Arvid Lindblad		GBR	R Prema Racing		Tatuus F.4 T421	1:43.057	162.6
6	16:38:45.725	10:22.725	3 Ugo Ugochukwu		USA	Prema Racing		Tatuus F.4 T421	1:42.910	162.9
6	16:38:46.268	10:23.268	15 Brando Badoer		ITA	Van Amersfoort Racing		Tatuus F.4 T421	1:42.884	162.9
7	16:40:28.591	12:05.591	3 Ugo Ugochukwu		USA	Prema Racing		Tatuus F.4 T421	1:42.867	162.9

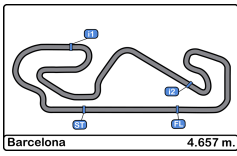


Circuito de Barcelona
EURO 4 Championship
Race - 3



Event Best Maximum Speed

Nº	Driver	Nat	Cat	Clas	Team	Nat	Vehicle	Km/h	Session
3	Ugo Ugochukwu				Prema Racing		Tatuus F.4 T421	241.0	Race - 2
20	Zachary David		R	1	US Racing		Tatuus F.4 T421	240.5	Race - 3
31	Akshay Bohra		R	2	US Racing		Tatuus F.4 T421	238.4	Race - 3
86	Diego De La Torre				AKM Motorsport		Tatuus F.4 T421	237.8	Qualifying - 1
8	Tuukka Taponen		R	3	Prema Racing		Tatuus F.4 T421	237.8	Race - 1
15	Brando Badoer				Van Amersfoort Racing		Tatuus F.4 T421	237.8	Race - 1
74	Lin Hodenius		R	4	Van Amersfoort Racing		Tatuus F.4 T421	237.8	Race - 2
16	Aurelia Nobels		F	1	Prema Racing		Tatuus F.4 T421	237.3	Qualifying - 2
12	Gianmarco Pradel		R	5	US Racing		Tatuus F.4 T421	237.3	Race - 1
23	Arvid Lindblad		R	6	Prema Racing		Tatuus F.4 T421	237.3	Race - 2
51	Freddie Slater		R	7	Prema Racing		Tatuus F.4 T421	236.8	Qualifying - 2
30	Frederik Lund				Van Amersfoort Racing		Tatuus F.4 T421	236.8	Race - 1
14	Rashid Al Dhaheri		R	8	Prema Racing		Tatuus F.4 T421	236.8	Race - 2
66	Ruiqi Liu		R	9	US Racing		Tatuus F.4 T421	236.8	Race - 3
47	Nicola Lacorte		R	10	Prema Racing		Tatuus F.4 T421	236.3	Race - 2
13	James Wharton				Prema Racing		Tatuus F.4 T421	236.3	Race - 3
53	Giacomo Pedrini		R	11	Van Amersfoort Racing		Tatuus F.4 T421	235.8	Race - 1
21	Tina Hausmann		R	12	AKM Motorsport		Tatuus F.4 T421	235.8	Race - 1



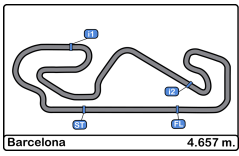
Circuito de Barcelona
 EURO 4 Championship
 Race - 3
 Lap Chart



LAP

Nr	Pos	Grid	1	2	3	4	5	6	7	8	9	10	11	12	13	14	15	16	17	18	19
3	1	3	3	3	3	3	3	3	3	3	3	3	3	3	3	3	3	3	3	3	3
15	2	15	15	15	15	15	15	15	15	15	15	15	15	15	15	15	15	15	15	15	15
23	3	23	8	8	8	8	8	8	8	8	8	8	8	8	8	8	8	8	8	8	8
8	4	8	13	13	23	23	23	23	23	23	23	23	23	23	23	23	23	23	23	23	23
13	5	13	23	23	13	13	13	13	13	13	13	13	13	13	13	13	13	13	13	13	13
31	6	31	51	51	51	51	51	51	47	47	47	47	47	47	47	47	47	20	20	20	20
47	7	47	47	47	47	47	47	47	51	20	20	20	20	20	20	20	20	47	47	47	47
51	8	51	31	31	20	20	20	20	20	51	51	51	51	51	51	51	51	51	51	51	51
14	9	14	14	20	31	31	31	31	31	31	31	31	31	31	31	31	31	31	31	31	31
66	10	66	20	14	14	14	14	14	14	14	14	14	14	14	14	14	14	14	14	14	14
12	11	12	30	30	12	12	12	12	12	12	12	12	12	12	12	12	12	12	12	12	12
20	12	20	12	12	30	30	30	30	30	30	30	30	30	30	30	66	66	66	66	66	66
30	13	30	86	86	86	66	66	66	66	66	66	66	66	66	66	30	21	21	21	21	21
53	14	53	21	66	66	21	21	21	21	21	21	21	21	21	21	21	30	30	30	30	30
16	15	16	66	21	21	86	86	86	86	86	86	86	86	86	86	86	86	86	86	86	86
74	16	74	74	74	74	74	74	74	74	74	74	74	74	74	74	74	74	74	74	74	74
86	17	86	16	16	16	16	16	16	16	16	16	16	16	16	16	16	16	16	16	16	16
21	18	21																			

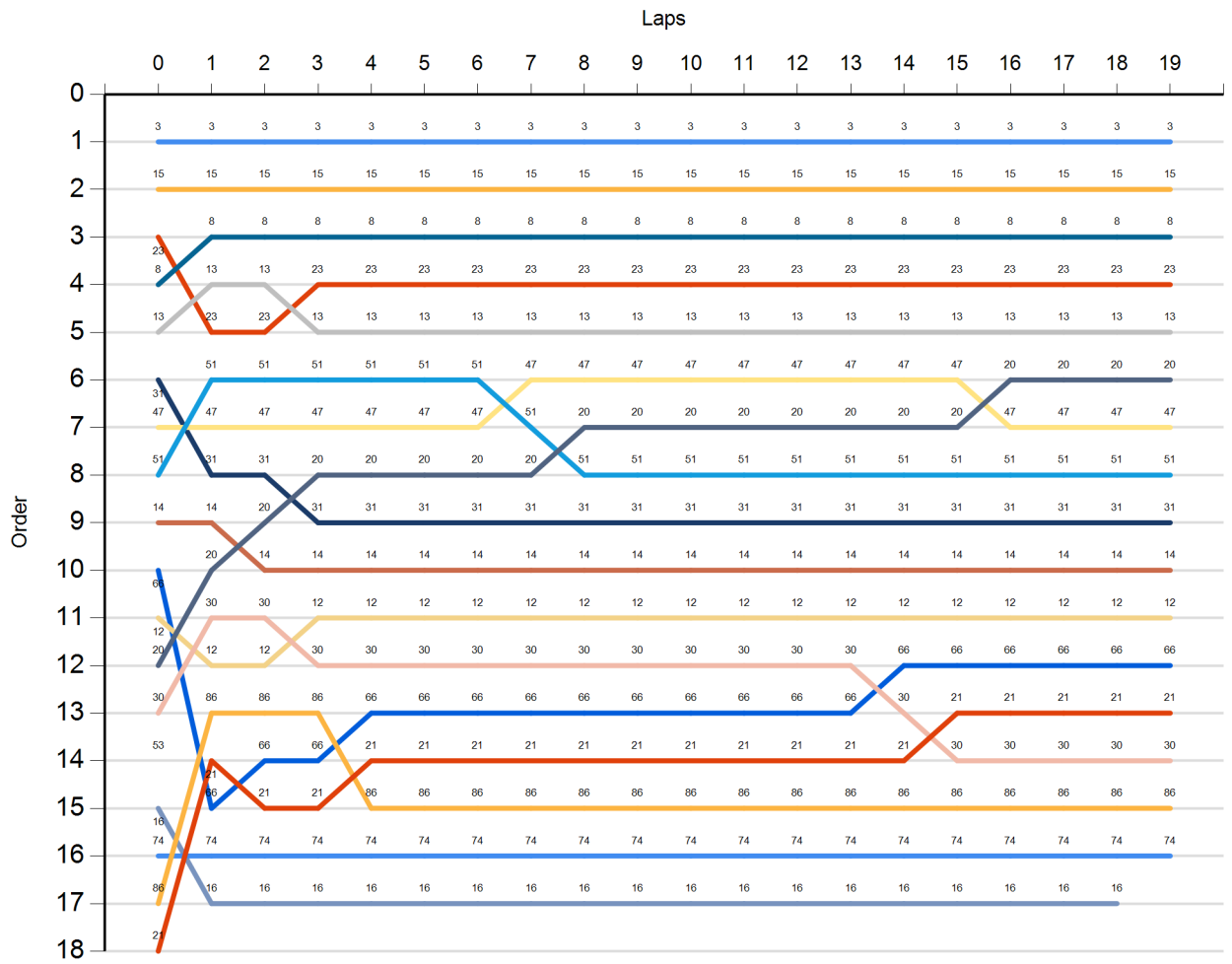


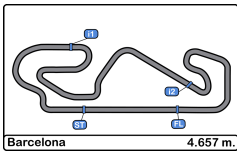


Circuit de Barcelona
EURO 4 Championship
Race - 3
Graphic Lap Chart



- 3
- 15
- 23
- 8
- 13
- 31
- 47
- 51
- 14
- 66
- 12
- 20
- 30
- 53
- 16
- 74
- 86
- 21

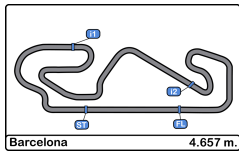




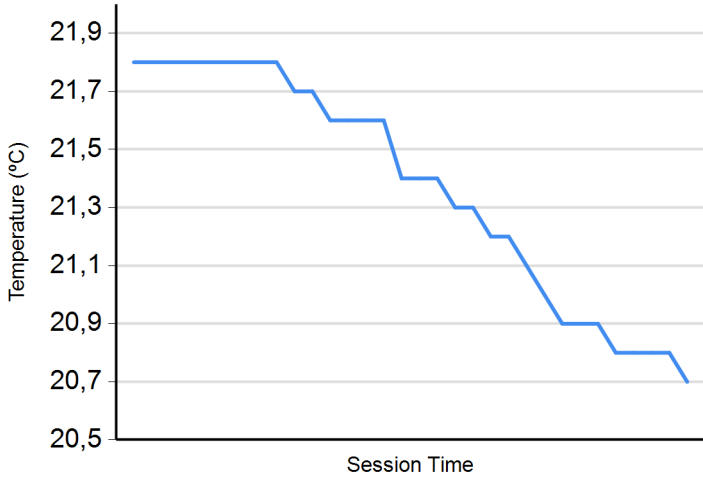
Circuit de Barcelona
 EURO 4 Championship
 Race - 3
 Pit Stop Analysis



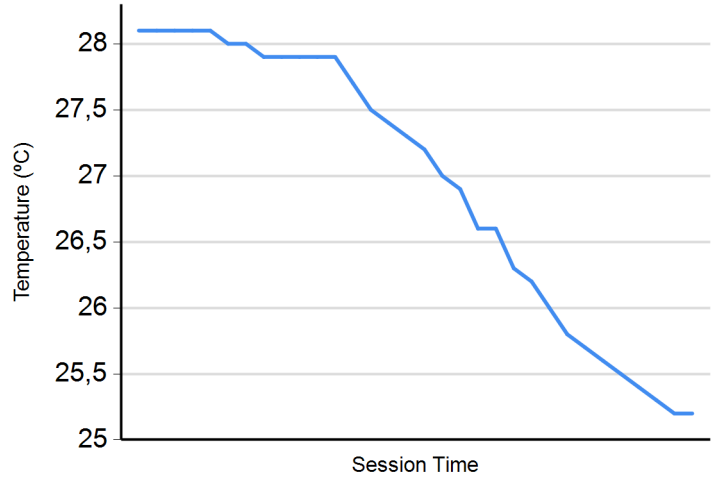
Or d.	Nr.	In Day Time	Driver	Nat	Cat	Team	Nat	Vehicle	In Time	Stop N°	Pit Time	Handicap	Dif.
1	74	16:30:19.162	Lin Hodenius		R	Van Amersfoort Racing		Tatuus F.4 T421	1:56.657	1	45.842		
2	16	16:30:59.109	Aurelia Nobels		F	Prema Racing		Tatuus F.4 T421	2:36.603	1	48.799		
3	86	16:35:34.068	Diego De La Torre			AKM Motorsport		Tatuus F.4 T421	7:11.562	1	41.448		



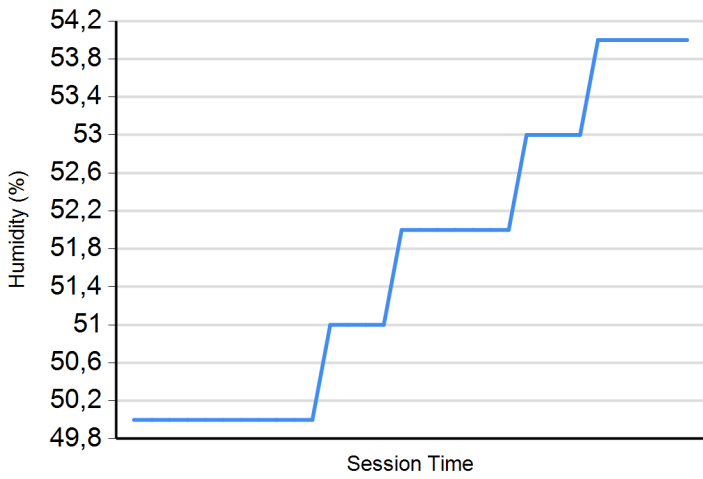
Air Temperature



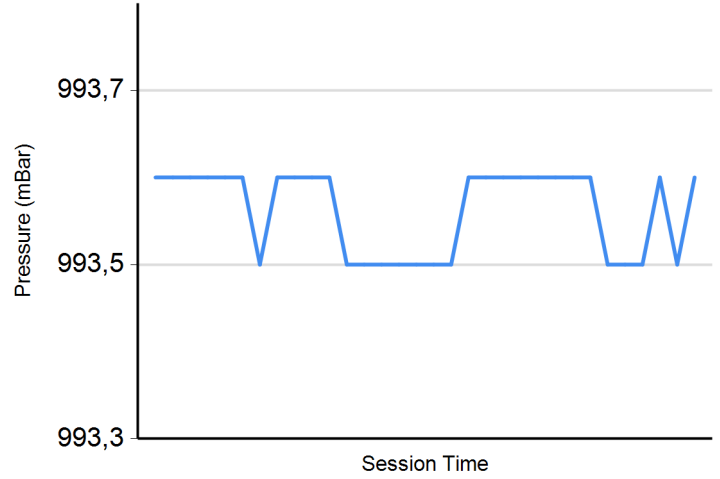
Track Temperature



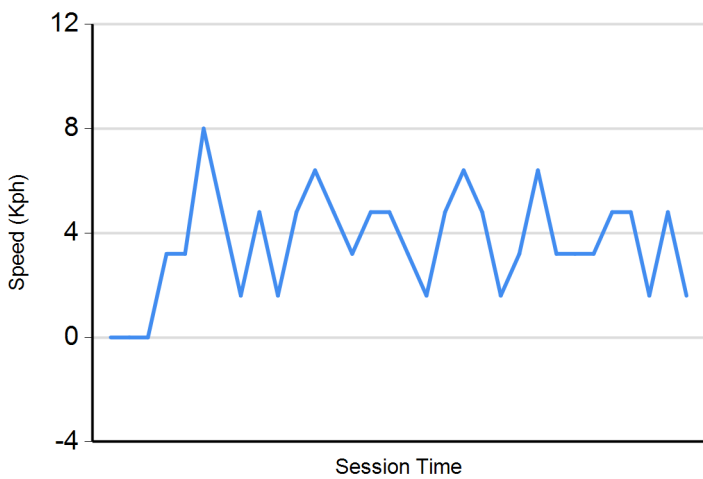
Humidity



Pressure



Wind Speed



Wind direction

