

Circuit de Barcelona
Euroformula Open
Race - 3
Provisional Results



Clas	Nº	Driver	Nat	Cat	Clas	Team	Nat	Vehicle	Laps	Total Time	Gap	Interval	Km/h	Best	Time	Km/h
1	84	Francesco Simonazzi	ITA			BVM Racing	ITA	Dallara F320 Spiess	17	26:32.946			178.9	5	1:33.117	180.0
2	26	Jakob Bergmeister	DEU	R	1	CryptoTower Racing Team	DEU	Dallara F320 Spiess	17	26:33.893	0.947	0.947	178.8	9	1:33.133	180.0
3	19	Noel Leon	MEX			Team Motopark	DEU	Dallara F320 Spiess	17	26:34.321	1.375	0.428	178.7	8	1:32.964	180.3
4	15	Enzo Trulli	ITA			CryptoTower Racing Team	DEU	Dallara F320 Spiess	17	26:36.508	3.562	2.187	178.5	8	1:33.028	180.2
5	5	Charlie Wurz	AUT			CryptoTower Racing Team	DEU	Dallara F320 Spiess	17	26:36.929	3.983	0.421	178.4	10	1:32.847	180.5
6	73	Cian Shields	GBR			Team Motopark	DEU	Dallara F320 Spiess	17	26:39.910	6.964	2.981	178.1	3	1:33.299	179.6
7	11	Levente Révész	HUN			Team Motopark	DEU	Dallara F320 Spiess	17	26:46.886	13.940	6.976	177.3	10	1:33.328	179.6

Fastest lap Charlie Wurz in 1:32.847 at 180.5 Km/h in lap 10

Published at:.....


Track Temp: **23.0 °C** Air Temp: **19.9 °C** Humidity: **58 %** Track Status: **DRY**

Race Director:

Xavier Boné

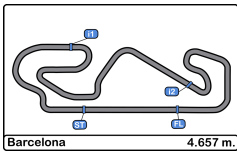
DC-0773-ESP/CAT

Timekeeper:


 Luis Garcia

JOB-1605-ESP/M





Circuit de Barcelona
Euroformula Open
Race - 3
Provisional Results by Category



Rookie																
Clas	Nº	Driver	Nat	Cat	Clas	Team	Nat	Vehicle	Laps	Total Time	Gap	Interval	Km/h	Best	Time	Km/h
1	26	Jakob Bergmeister		R	1	CryptoTower Racing Team		Dallara F320 Spiess	17	26:33.893			178.8	9	1:33.133	180.0
1	84	Francesco Simonazzi				BVM Racing		Dallara F320 Spiess	17	26:32.946			178.9	5	1:33.117	180.0
2	19	Noel Leon				Team Motopark		Dallara F320 Spiess	17	26:34.321	1.375	1.375	178.7	8	1:32.964	180.3
3	15	Enzo Trulli				CryptoTower Racing Team		Dallara F320 Spiess	17	26:36.508	3.562	2.187	178.5	8	1:33.028	180.2
4	5	Charlie Wurz				CryptoTower Racing Team		Dallara F320 Spiess	17	26:36.929	3.983	0.421	178.4	10	1:32.847	180.5
5	73	Cian Shields				Team Motopark		Dallara F320 Spiess	17	26:39.910	6.964	2.981	178.1	3	1:33.299	179.6
6	11	Levente Révész				Team Motopark		Dallara F320 Spiess	17	26:46.886	13.940	6.976	177.3	10	1:33.328	179.6

Fastest lap Charlie Wurz in 1:32.847 at 180.5 Km/h in lap 10

Published at:.....

Track Temp: 23.0 °C Air Temp: 19.9 °C Humidity: 58 % Track Status: DRY

Race Director:

Xavier Boné

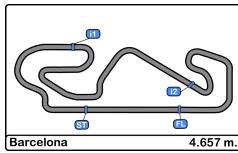
DC-0773-ESP/CAT

Timekeeper:

Luis Garcia

JOB-1605-ESP/M





Circuit de Barcelona

Euroformula Open

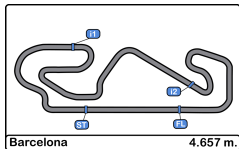
Race - 3

Provisional Classification by Driver Fastest Lap



Clas	Nº	Driver	Nat	Cat	Clas	Team	Nat	Vehicle	Laps	Best	Time	Gap	Interval	Km/h	
1	5	Charlie Wurz		AUT		CryptoTower Racing Team		Dallara F320 Spiess	17	10	1:32.847			180.5	
2	19	Noel Leon		MEX		Team Motopark		Dallara F320 Spiess	17	8	1:32.964	0.117	0.117	180.3	
3	15	Enzo Trulli		ITA		CryptoTower Racing Team		Dallara F320 Spiess	17	8	1:33.028	0.181	0.064	180.2	
4	84	Francesco Simonazzi		ITA		BVM Racing		Dallara F320 Spiess	17	5	1:33.117	0.270	0.089	180.0	
5	26	Jakob Bergmeister		DEU	R	1	CryptoTower Racing Team		Dallara F320 Spiess	17	9	1:33.133	0.286	0.016	180.0
6	73	Cian Shields		GBR		Team Motopark		Dallara F320 Spiess	17	3	1:33.299	0.452	0.166	179.6	
7	11	Levente Révész		HUN		Team Motopark		Dallara F320 Spiess	17	10	1:33.328	0.481	0.029	179.6	





Circuit de Barcelona

Euroformula Open

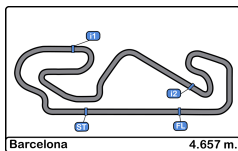
Race - 3

Distance and Speed Average



Clas	Nº	Driver	Nat	Cat	Clas	Team	Nat	Vehicle	Laps	Distance	Total Time	Km/h
1	84	Francesco Simonazzi		ITA		BVM Racing		Dallara F320 Spiess	17	79.16	26:32.946	178.9
2	26	Jakob Bergmeister		R	1	CryptoTower Racing Team		Dallara F320 Spiess	17	79.16	26:33.893	178.8
3	19	Noel Leon				Team Motopark		Dallara F320 Spiess	17	79.16	26:34.321	178.7
4	15	Enzo Trulli				CryptoTower Racing Team		Dallara F320 Spiess	17	79.16	26:36.508	178.5
5	5	Charlie Wurz				CryptoTower Racing Team		Dallara F320 Spiess	17	79.16	26:36.929	178.4
6	73	Cian Shields				Team Motopark		Dallara F320 Spiess	17	79.16	26:39.910	178.1
7	11	Levente Révész				Team Motopark		Dallara F320 Spiess	17	79.16	26:46.886	177.3





Circuit de Barcelona
Euroformula Open
Race - 3
Lap Analysis



5 Charlie Wurz Dallara F320 Spiess **15** Enzo Trulli Dallara F320 Spiess

CryptoTower Racing Team

CryptoTower Racing Team

Lap	D	Time	Sector 1	Sector 2	Sector 3	T. Spd	Elapsed	Lap	D	Time	Sector 1	Sector 2	Sector 3	T. Spd	Elapsed
1		1:40.863	34.348	39.041	27.474	212.5	1:40.863	1		1:39.393	33.945	38.064	27.384	213.0	1:39.393
2		1:33.162	28.606	37.345	27.211	235.8	3:14.025	2		1:33.621	28.605	37.502	27.514	240.5	3:13.014
3		1:33.146	28.555	37.280	27.311	238.4	4:47.171	3		1:33.347	28.476	37.444	27.427	239.4	4:46.361
4		1:33.136	28.587	37.283	27.266	238.9	6:20.307	4		1:33.555	28.511	37.664	27.380	241.0	6:19.916
5		1:33.718	28.580	37.803	27.335	242.1	7:54.025	5		1:33.755	28.761	37.661	27.333	243.7	7:53.671
6		1:34.138	29.020	37.721	27.397	242.6	9:28.163	6		1:33.967	29.239	37.490	27.238	243.7	9:27.638
7		1:33.502	28.494	37.760	27.248	241.0	11:01.665	7		1:33.658	28.739	37.562	27.357	244.3	11:01.296
8		1:33.296	28.484	37.514	27.298	243.2	12:34.961	8		1:33.028	28.435	37.330	27.263	240.5	12:34.324
9		1:33.192	28.579	37.314	27.299	241.0	14:08.153	9		1:33.033	28.451	37.358	27.224	241.0	14:07.357
10		1:32.847	28.470	37.290	27.087	240.5	15:41.000	10		1:33.391	28.434	37.543	27.414	240.5	15:40.748
11		1:34.654	28.921	38.358	27.375	243.7	17:15.654	11		1:34.556	29.227	37.917	27.412	238.9	17:15.304
12		1:33.518	28.544	37.723	27.251	243.2	18:49.172	12		1:33.363	28.614	37.402	27.347	238.4	18:48.667
13		1:33.339	28.511	37.463	27.365	242.1	20:22.511	13		1:33.250	28.559	37.416	27.275	238.9	20:21.917
14		1:33.116	28.440	37.378	27.298	242.1	21:55.627	14		1:33.242	28.566	37.393	27.283	238.9	21:55.159
15		1:33.210	28.378	37.566	27.266	243.2	23:28.837	15		1:33.329	28.545	37.429	27.355	238.9	23:28.488
16		1:34.208	28.741	37.727	27.740	244.3	25:03.045	16		1:34.084	28.849	37.564	27.671	238.9	25:02.572
17		1:33.884	28.565	37.680	27.639	242.1	26:36.929	17		1:33.936	28.649	37.650	27.637	239.4	26:36.508

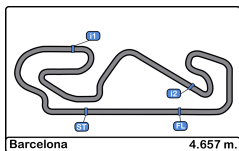
11 Levente Révész Dallara F320 Spiess **19** Noel Leon Dallara F320 Spiess

Team Motopark

Team Motopark

Lap	D	Time	Sector 1	Sector 2	Sector 3	T. Spd	Elapsed	Lap	D	Time	Sector 1	Sector 2	Sector 3	T. Spd	Elapsed
1		1:42.193	34.525	39.548	28.120	210.9	1:42.193	1		1:38.969	33.711	37.944	27.314	211.3	1:38.969
2		1:33.707	28.611	37.632	27.464	239.4	3:15.900	2		1:33.335	28.613	37.579	27.143	238.9	3:12.304
3		1:33.460	28.585	37.461	27.414	239.4	4:49.360	3		1:33.645	28.502	37.495	27.648	240.0	4:45.949
4		1:33.662	28.528	37.571	27.563	238.9	6:23.022	4		1:33.647	28.631	37.558	27.458	243.2	6:19.596
5		1:33.419	28.521	37.510	27.388	239.4	7:56.441	5		1:33.772	28.932	37.479	27.361	239.4	7:53.368
6		1:33.808	28.635	37.603	27.570	239.4	9:30.249	6		1:33.987	29.106	37.572	27.309	238.4	9:27.355
7		1:33.774	28.552	37.637	27.585	238.9	11:04.023	7		1:33.367	28.819	37.292	27.256	237.3	11:00.722
8		1:33.558	28.650	37.402	27.506	238.9	12:37.581	8		1:32.964	28.491	37.192	27.281	237.3	12:33.686
9		1:33.656	28.595	37.458	27.603	238.9	14:11.237	9		1:32.995	28.537	37.267	27.191	237.8	14:06.681
10		1:33.328	28.470	37.524	27.334	238.9	15:44.565	10		1:33.163	28.663	37.224	27.276	238.4	15:39.844
11		1:34.771	28.468	37.580	28.723	239.4	17:19.336	11		1:33.305	28.523	37.467	27.315	240.0	17:13.149
12		1:35.907	30.231	37.893	27.783	231.7	18:55.243	12		1:33.483	28.711	37.402	27.370	238.4	18:46.632
13		1:34.168	28.776	37.724	27.668	237.3	20:29.411	13		1:33.430	28.670	37.458	27.302	237.8	20:20.062
14		1:34.138	28.762	37.733	27.643	237.3	22:03.549	14		1:33.260	28.605	37.348	27.307	238.4	21:53.322
15		1:34.161	28.763	37.667	27.731	237.8	23:37.710	15		1:33.420	28.568	37.419	27.433	238.4	23:26.742
16		1:34.552	28.848	37.888	27.816	238.4	25:12.262	16		1:33.766	28.712	37.585	27.469	238.4	25:00.508
17		1:34.624	28.793	37.909	27.922	237.8	26:46.886	17		1:33.813	28.676	37.548	27.589	239.4	26:34.321





Circuit de Barcelona
Euroformula Open
Race - 3
Lap Analysis



26

Jakob Bergmeister

Dallara F320 Spiess

84

Francesco Simonazzi

Dallara F320 Spiess

Rookie

CryptoTower Racing Team

BVM Racing

Lap	D	Time	Sector 1	Sector 2	Sector 3	T. Spd	Elapsed	Lap	D	Time	Sector 1	Sector 2	Sector 3	T. Spd	Elapsed
1		1:38.519	33.490	37.774	27.255	204.5	1:38.519	1		1:37.497	32.781	37.458	27.258	208.0	1:37.497
2		1:33.352	28.776	37.280	27.296	236.3	3:11.871	2		1:33.414	28.728	37.430	27.256	234.2	3:10.911
3		1:33.719	28.703	37.549	27.467	236.8	4:45.590	3		1:33.549	28.732	37.490	27.327	235.8	4:44.460
4		1:33.502	28.740	37.471	27.291	237.3	6:19.092	4		1:33.332	28.691	37.317	27.324	235.8	6:17.792
5		1:33.381	28.587	37.450	27.344	237.8	7:52.473	5		1:33.117	28.644	37.282	27.191	236.8	7:50.909
6		1:33.353	28.728	37.400	27.225	236.3	9:25.826	6		1:33.255	28.600	37.350	27.305	236.3	9:24.164
7		1:33.292	28.609	37.367	27.316	236.8	10:59.118	7		1:33.309	28.637	37.343	27.329	236.3	10:57.473
8		1:33.396	28.748	37.398	27.250	236.3	12:32.514	8		1:33.288	28.585	37.334	27.369	236.3	12:30.761
9		1:33.133	28.619	37.273	27.241	237.3	14:05.647	9		1:33.230	28.667	37.289	27.274	236.3	14:03.991
10		1:33.457	28.602	37.531	27.324	237.3	15:39.104	10		1:33.473	28.690	37.377	27.406	237.3	15:37.464
11		1:33.189	28.531	37.317	27.341	237.8	17:12.293	11		1:33.557	28.618	37.527	27.412	237.3	17:11.021
12		1:33.319	28.661	37.403	27.255	236.8	18:45.612	12		1:33.427	28.621	37.488	27.318	237.3	18:44.448
13		1:33.300	28.585	37.421	27.294	237.8	20:18.912	13		1:33.597	28.698	37.418	27.481	236.8	20:18.045
14		1:33.446	28.696	37.354	27.396	238.4	21:52.358	14		1:33.628	28.735	37.471	27.422	236.8	21:51.673
15		1:33.567	28.609	37.527	27.431	238.9	23:25.925	15		1:33.671	28.696	37.429	27.546	237.8	23:25.344
16		1:33.844	28.565	37.739	27.540	240.0	24:59.769	16		1:33.790	28.681	37.544	27.565	238.4	24:59.134
17		1:34.124	28.648	37.793	27.683	239.4	26:33.893	17		1:33.812	28.737	37.548	27.527	238.4	26:32.946

73

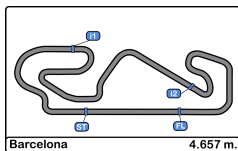
Cian Shields

Dallara F320 Spiess

Team Motopark

Lap	D	Time	Sector 1	Sector 2	Sector 3	T. Spd	Elapsed
1		1:41.771	34.066	39.792	27.913	206.1	1:41.771
2		1:33.438	28.686	37.380	27.372	238.4	3:15.209
3		1:33.299	28.532	37.286	27.481	238.9	4:48.508
4		1:33.485	28.577	37.422	27.486	238.9	6:21.993
5		1:33.585	28.515	37.484	27.586	238.9	7:55.578
6		1:33.511	28.617	37.419	27.475	238.9	9:29.089
7		1:33.796	28.620	37.532	27.644	240.0	11:02.885
8		1:33.606	28.554	37.567	27.485	240.0	12:36.491
9		1:33.543	28.497	37.465	27.581	238.9	14:10.034
10		1:33.612	28.594	37.454	27.564	238.9	15:43.646
11		1:33.533	28.569	37.392	27.572	238.9	17:17.179
12		1:33.654	28.540	37.552	27.562	238.9	18:50.833
13		1:33.580	28.510	37.532	27.538	239.4	20:24.413
14		1:33.910	28.642	37.527	27.741	238.9	21:58.323
15		1:33.804	28.649	37.547	27.608	239.4	23:32.127
16		1:33.873	28.643	37.593	27.637	238.9	25:06.000
17		1:33.910	28.667	37.513	27.730	238.9	26:39.910



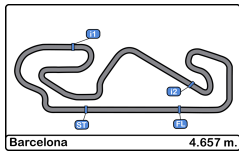


Circuit de Barcelona
Euroformula Open
Race - 3
Analysis by Lap



Num	Lap Time	Gap	Num	Lap Time	Gap	Num	Lap Time	Gap
Lap 1			Lap 7			Lap 13		
84	1:37.497		84	1:33.309		84	1:33.597	
26	1:38.519	01.022	26	1:33.292	01.645	26	1:33.300	00.867
19	1:38.969	01.472	19	1:33.367	03.249	19	1:33.430	02.017
15	1:39.393	01.896	15	1:33.658	03.823	15	1:33.250	03.872
5	1:40.863	03.366	5	1:33.502	04.192	5	1:33.339	04.466
73	1:41.771	04.274	73	1:33.796	05.412	73	1:33.580	06.368
11	1:42.193	04.696	11	1:33.774	06.550	11	1:34.168	11.366
Lap 2			Lap 8			Lap 14		
84	1:33.414		84	1:33.288		84	1:33.628	
26	1:33.352	00.960	26	1:33.396	01.753	26	1:33.446	00.685
19	1:33.335	01.393	19	1:32.964	02.925	19	1:33.260	01.649
15	1:33.621	02.103	15	1:33.028	03.563	15	1:33.242	03.486
5	1:33.162	03.114	5	1:33.296	04.200	5	1:33.116	03.954
73	1:33.438	04.298	73	1:33.606	05.730	73	1:33.910	06.650
11	1:33.707	04.989	11	1:33.558	06.820	11	1:34.138	11.876
Lap 3			Lap 9			Lap 15		
84	1:33.549		84	1:33.230		84	1:33.671	
26	1:33.719	01.130	26	1:33.133	01.656	26	1:33.567	00.581
19	1:33.645	01.489	19	1:32.995	02.690	19	1:33.420	01.398
15	1:33.347	01.901	15	1:33.033	03.366	15	1:33.329	03.144
5	1:33.146	02.711	5	1:33.192	04.162	5	1:33.210	03.493
73	1:33.299	04.048	73	1:33.543	06.043	73	1:33.804	06.783
11	1:33.460	04.900	11	1:33.656	07.246	11	1:34.161	12.366
Lap 4			Lap 10			Lap 16		
84	1:33.332		84	1:33.473		84	1:33.790	
26	1:33.502	01.300	26	1:33.457	01.640	26	1:33.844	00.635
19	1:33.647	01.804	19	1:33.163	02.380	19	1:33.766	01.374
15	1:33.555	02.124	15	1:33.391	03.284	15	1:34.084	03.438
5	1:33.136	02.515	5	1:32.847	03.536	5	1:34.208	03.911
73	1:33.485	04.201	73	1:33.612	06.182	73	1:33.873	06.866
11	1:33.662	05.230	11	1:33.328	07.101	11	1:34.552	13.128
Lap 5			Lap 11			Lap 17		
84	1:33.117		84	1:33.557		84	1:33.812	
26	1:33.381	01.564	26	1:33.189	01.272	26	1:34.124	00.947
19	1:33.772	02.459	19	1:33.305	02.128	19	1:33.813	01.375
15	1:33.755	02.762	15	1:34.556	04.283	15	1:33.936	03.562
5	1:33.718	03.116	5	1:34.654	04.633	5	1:33.884	03.983
73	1:33.585	04.669	73	1:33.533	06.158	73	1:33.910	06.964
11	1:33.419	05.532	11	1:34.771	08.315	11	1:34.624	13.940
Lap 6			Lap 12					
84	1:33.255		84	1:33.427				
26	1:33.353	01.662	26	1:33.319	01.164			
19	1:33.987	03.191	19	1:33.483	02.184			
15	1:33.967	03.474	15	1:33.363	04.219			
5	1:34.138	03.999	5	1:33.518	04.724			
73	1:33.511	04.925	73	1:33.654	06.385			
11	1:33.808	06.085	11	1:35.907	10.795			



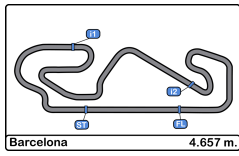


Circuit de Barcelona
Euroformula Open
Race - 3
Best Sectors Results



Sector - 1				Sector - 2				Sector - 3				Ideal Lap vs Best Lap			
Clas	Nº	Driver	Time	Nº	Driver	Time	Nº	Driver	Time	Clas	Nº	Driver	Ideal Lap	Best Lap	Clas
1	5	Charlie Wurz	28.378	19	Noel Leon	37.192	5	Charlie Wurz	27.087	1	5	Charlie Wurz	1:32.745	1:32.847	1
2	15	Enzo Trulli	28.434	26	Jakob Bergmeister	37.273	19	Noel Leon	27.143	2	19	Noel Leon	1:32.826	1:32.964	2
3	11	Levente Révész	28.468	5	Charlie Wurz	37.280	84	Francesco Simonazzi	27.191	3	15	Enzo Trulli	1:32.988	1:33.028	3
4	19	Noel Leon	28.491	84	Francesco Simonazzi	37.282	15	Enzo Trulli	27.224	4	26	Jakob Bergmeister	1:33.029	1:33.133	5
5	73	Cian Shields	28.497	73	Cian Shields	37.286	26	Jakob Bergmeister	27.225	5	84	Francesco Simonazzi	1:33.058	1:33.117	4
6	26	Jakob Bergmeister	28.531	15	Enzo Trulli	37.330	11	Levente Révész	27.334	6	73	Cian Shields	1:33.155	1:33.299	6
7	84	Francesco Simonazzi	28.585	11	Levente Révész	37.402	73	Cian Shields	27.372	7	11	Levente Révész	1:33.204	1:33.328	7



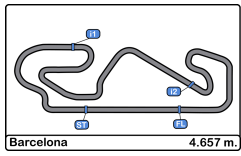


Circuit de Barcelona
Euroformula Open
Race - 3
Leader Sequence



N°	Driver	Nat	Cat	Clas	Team	Nat	Vehicle	Start Lap	End Lap	Laps	Total Laps
84	Francesco Simonazzi		€		BVM Racing		Dallara F320 Spiess	1	17	17	17



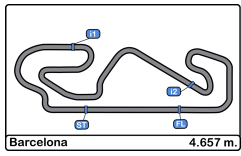


Circuit de Barcelona
Euroformula Open
Race - 3
Best 5 Lap Times



Cls	N°	Driver	Nat	Cat	Cls	Team	Nat	Vehicle	Best 1		Best 2		Best 3		Best 4		Best 5	
									Time	Lap	Time	Lap	Time	Lap	Time	Lap	Time	Lap
1	5	Charlie Wurz		AUT		CryptoTower Racing		Dallara F320 Spiess	1:32.847	10	1:33.116	14	1:33.136	4	1:33.146	3	1:33.162	2
2	19	Noel Leon		MEX		Team Motopark		Dallara F320 Spiess	1:32.964	8	1:32.995	9	1:33.163	10	1:33.260	14	1:33.305	11
3	15	Enzo Trulli		ITA		CryptoTower Racing		Dallara F320 Spiess	1:33.028	8	1:33.033	9	1:33.242	14	1:33.250	13	1:33.329	15
4	84	Francesco Simonazzi		ITA		BVM Racing		Dallara F320 Spiess	1:33.117	5	1:33.230	9	1:33.255	6	1:33.288	8	1:33.309	7
5	26	Jakob Bergmeister		DEU	R 1	CryptoTower Racing		Dallara F320 Spiess	1:33.133	9	1:33.189	11	1:33.292	7	1:33.300	13	1:33.319	12
6	73	Cian Shields		GBR		Team Motopark		Dallara F320 Spiess	1:33.299	3	1:33.438	2	1:33.485	4	1:33.511	6	1:33.533	11
7	11	Levente Révész		HUN		Team Motopark		Dallara F320 Spiess	1:33.328	10	1:33.419	5	1:33.460	3	1:33.558	8	1:33.656	9



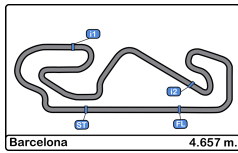


Circuit de Barcelona
Euroformula Open
Race - 3
Best 5 Top Speeds



Clas	Nº	Driver	Nat	Cat	Cls	Team	Nat	Vehicle	Top 1		Top 2		Top 3		Top 4		Top 5		Avg
									Km/h	Lap	Km/h	Lap	Km/h	Lap	Km/h	Lap	Km/h	Lap	
1	5	Charlie Wurz		AUT		CryptoTower Racing Team		Dallara F320 Spiess	244.3	16	243.7	11	243.2	8	243.2	12	243.2	15	243.5
2	15	Enzo Trulli		ITA		CryptoTower Racing Team		Dallara F320 Spiess	244.3	7	243.7	5	243.7	6	241.0	4	241.0	9	242.8
3	19	Noel Leon		MEX		Team Motopark		Dallara F320 Spiess	243.2	4	240.0	3	240.0	11	239.4	5	239.4	17	240.4
4	26	Jakob Bergmeister		DEU	R 1	CryptoTower Racing Team		Dallara F320 Spiess	240.0	16	239.4	17	238.9	15	238.4	14	237.8	5	238.9
5	73	Cian Shields		GBR		Team Motopark		Dallara F320 Spiess	240.0	7	240.0	8	239.4	13	239.4	15	238.9	3	239.5
6	11	Levente Révész		HUN		Team Motopark		Dallara F320 Spiess	239.4	2	239.4	3	239.4	5	239.4	6	239.4	11	239.4
7	84	Francesco Simonazzi		ITA		BVM Racing		Dallara F320 Spiess	238.4	16	238.4	17	237.8	15	237.3	10	237.3	11	237.8



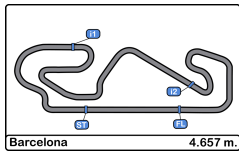


Circuit de Barcelona
Euroformula Open
Race - 3
Fastest Laps Sequence



Lap	Time of Day	Session Time	Nº Driver	Nat	Cat	Team	Nat	Vehicle	Time	Km/h
2	17:31:06.084	3:11.084	84 Francesco Simonazzi	ITA		BVM Racing	ITA	Dallara F320 Spiess	1:33.414	179.4
2	17:31:07.043	3:12.043	26 Jakob Bergmeister	DEU	R	CryptoTower Racing Team	JPN	Dallara F320 Spiess	1:33.352	179.5
2	17:31:07.477	3:12.477	19 Noel Leon	MEX		Team Motopark	DEU	Dallara F320 Spiess	1:33.335	179.6
2	17:31:09.198	3:14.198	5 Charlie Wurz	AUT		CryptoTower Racing Team	JPN	Dallara F320 Spiess	1:33.162	179.9
3	17:32:42.344	4:47.344	5 Charlie Wurz	AUT		CryptoTower Racing Team	JPN	Dallara F320 Spiess	1:33.146	179.9
4	17:34:15.480	6:20.480	5 Charlie Wurz	AUT		CryptoTower Racing Team	JPN	Dallara F320 Spiess	1:33.136	180.0
5	17:35:46.082	7:51.082	84 Francesco Simonazzi	ITA		BVM Racing	ITA	Dallara F320 Spiess	1:33.117	180.0
8	17:40:28.858	12:33.858	19 Noel Leon	MEX		Team Motopark	DEU	Dallara F320 Spiess	1:32.964	180.3
10	17:43:36.173	15:41.173	5 Charlie Wurz	AUT		CryptoTower Racing Team	JPN	Dallara F320 Spiess	1:32.847	180.5





Circuit de Barcelona

Euroformula Open

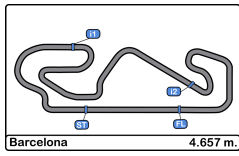
Race - 3

Event Best Maximum Speed



Nº	Driver	Nat	Cat	Clas	Team	Nat	Vehicle	Km/h	Session
15	Enzo Trulli		ITA		CryptoTower Racing Team		Dallara F320 Spiess	244.3	Race - 3
5	Charlie Wurz		AUT		CryptoTower Racing Team		Dallara F320 Spiess	244.3	Race - 3
19	Noel Leon		MEX		Team Motopark		Dallara F320 Spiess	243.7	Race - 2
84	Francesco Simonazzi		ITA		BVM Racing		Dallara F320 Spiess	243.2	Race - 2
7	Vladimir Netusil		CZE	GC 1	Effective Racing		Dallara F320 HWA	241.6	Qualifying
26	Jakob Bergmeister		DEU	R 1	CryptoTower Racing Team		Dallara F320 Spiess	241.6	Race - 2
73	Cian Shields		GBR		Team Motopark		Dallara F320 Spiess	241.6	Race - 2
11	Levente Révész		HUN		Team Motopark		Dallara F320 Spiess	239.4	Race - 3





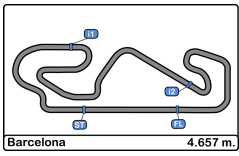
Circuit de Barcelona
Euroformula Open
Race - 3
Lap Chart



LAP

Nr	Pos	Grid	1	2	3	4	5	6	7	8	9	10	11	12	13	14	15	16	17
26	1	26	84	84	84	84	84	84	84	84	84	84	84	84	84	84	84	84	84
84	2	84	26	26	26	26	26	26	26	26	26	26	26	26	26	26	26	26	26
73	3	73	19	19	19	19	19	19	19	19	19	19	19	19	19	19	19	19	19
19	4	19	15	15	15	15	15	15	15	15	15	15	15	15	15	15	15	15	15
5	5	5	5	5	5	5	5	5	5	5	5	5	5	5	5	5	5	5	5
15	6	15	73	73	73	73	73	73	73	73	73	73	73	73	73	73	73	73	73
11	7	11	11	11	11	11	11	11	11	11	11	11	11	11	11	11	11	11	11

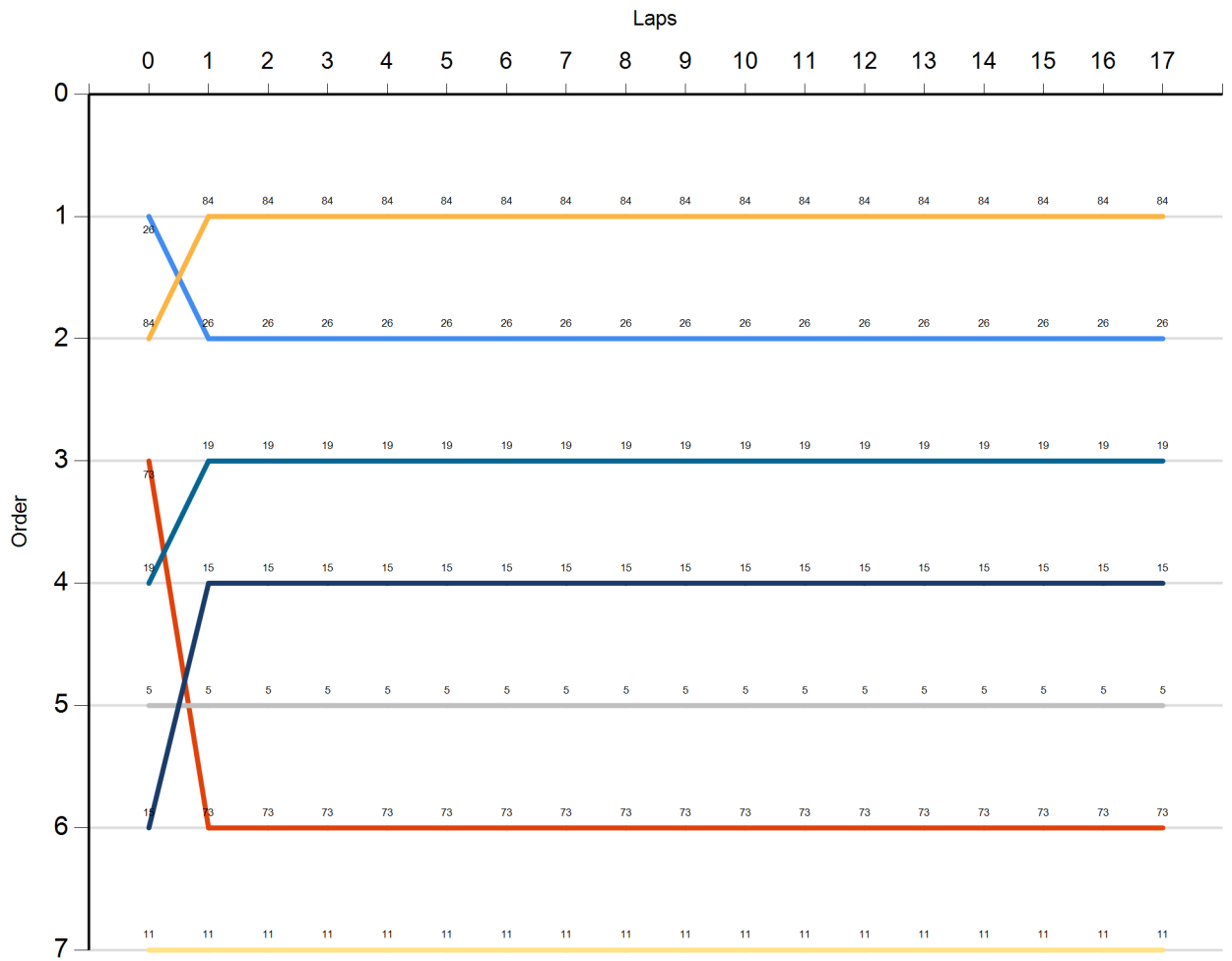


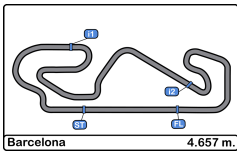


Circuito de Barcelona
Euroformula Open
Race - 3
Graphic Lap Chart



- 26
- 84
- 73
- 19
- 5
- 15
- 11



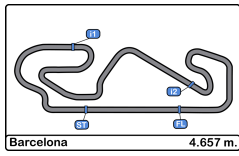


Circuit de Barcelona
Euroformula Open
Race - 3
Pit Stop Analysis

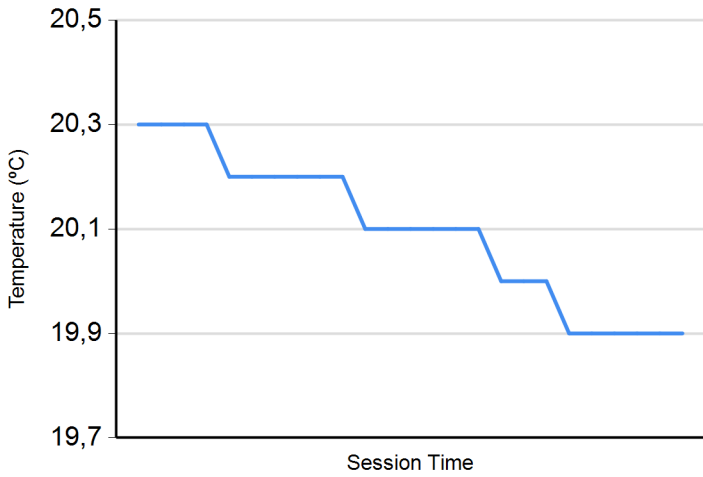


<u>Or</u> <u>d.</u>	<u>Nr.</u>	<u>In Day</u>	<u>Time</u>	<u>Driver</u>	<u>Nat</u>	<u>Cat</u>	<u>Team</u>	<u>Nat</u>	<u>Vehicle</u>	<u>In Time</u>	<u>Stop N°</u>	<u>Pit Time</u>	<u>Handicap</u>	<u>Dif.</u>
------------------------	------------	---------------	-------------	---------------	------------	------------	-------------	------------	----------------	----------------	----------------	-----------------	-----------------	-------------

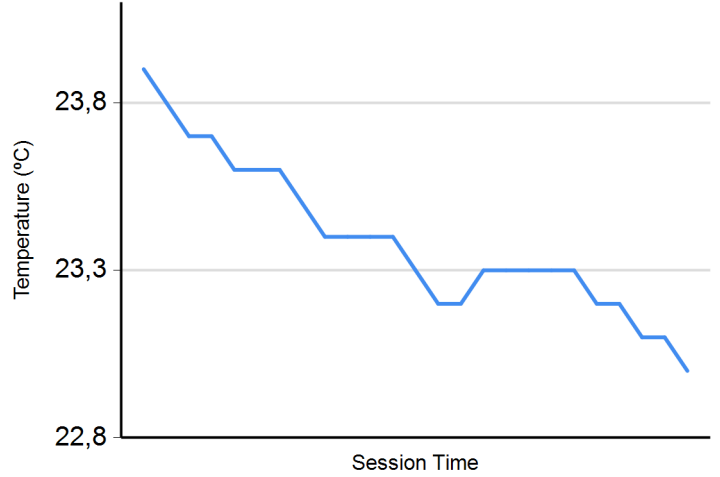




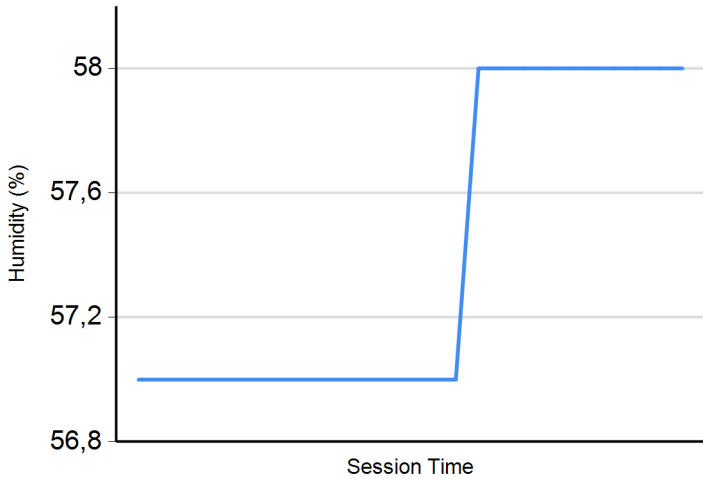
Air Temperature



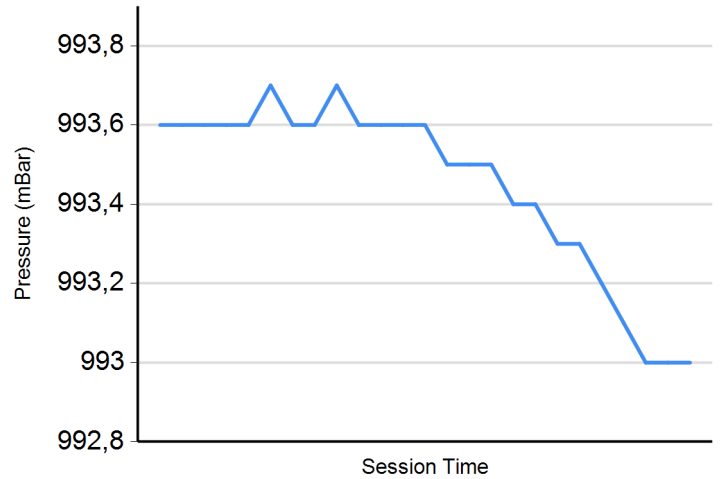
Track Temperature



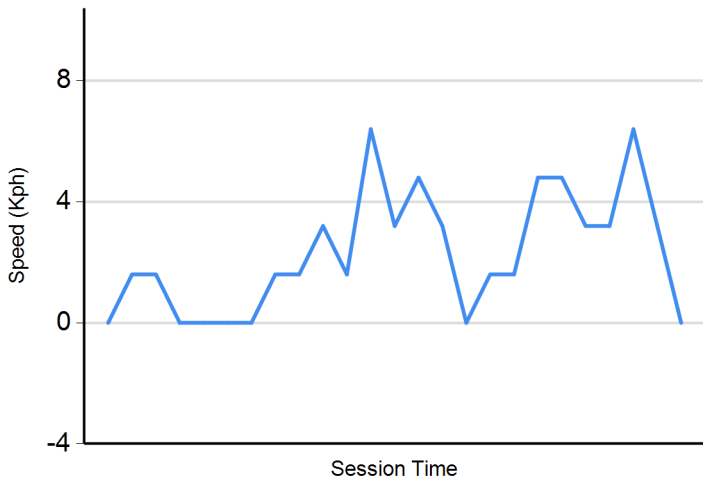
Humidity



Pressure



Wind Speed



Wind direction

