

Circuit de Barcelona
Euroformula Open
Race - 2
Provisional Results



Clas	Nº	Driver	Nat	Cat	Clas	Team	Nat	Vehicle	Laps	Total Time	Gap	Interval	Km/h	Best	Time	Km/h
1	11	Levente Révész	HUN			Team Motopark	DEU	Dallara F320 Spiess	17	26:23.150			180.0	11	1:32.469	181.3
2	5	Charlie Wurz	AUT			CryptoTower Racing Team	JPN	Dallara F320 Spiess	17	26:23.640	0.490	0.490	179.9	5	1:32.278	181.6
3	73	Cian Shields	GBR			Team Motopark	DEU	Dallara F320 Spiess	17	26:24.682	1.532	1.042	179.8	5	1:32.377	181.4
4	19	Noel Leon	MEX			Team Motopark	DEU	Dallara F320 Spiess	17	26:26.962	3.812	2.280	179.5	5	1:32.626	180.9
5	84	Francesco Simonazzi	ITA			BVM Racing	ITA	Dallara F320 Spiess	17	26:29.428	6.278	2.466	179.3	7	1:32.661	180.9
6	15	Enzo Trulli	ITA			CryptoTower Racing Team	JPN	Dallara F320 Spiess	17	26:30.315	7.165	0.887	179.2	8	1:32.622	181.0
7	26	Jakob Bergmeister	DEU	R	1	CryptoTower Racing Team	JPN	Dallara F320 Spiess	17	26:31.968	8.818	1.653	179.0	3	1:32.885	180.4

Fastest lap Charlie Wurz in 1:32.278 at 181.6 Km/h in lap 5

Published at:.....

Track Temp: 14.1 °C Air Temp: 12.6 °C Humidity: 70 % Track Status: DRY

Race Director:

Xavier Boné

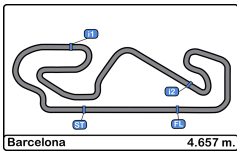
DC-0773-ESP/CAT

Timekeeper:


 Luis Garcia

JOB-1605-ESP/M





Circuit de Barcelona
Euroformula Open
Race - 2
Provisional Results by Category



Rookie																
Clas	Nº	Driver	Nat	Cat	Clas	Team	Nat	Vehicle	Laps	Total Time	Gap	Interval	Km/h	Best	Time	Km/h
1	26	Jakob Bergmeister		R	1	CryptoTower Racing Team		Dallara F320 Spiess	17	26:31.968			179.0	3	1:32.885	180.4
1	11	Levente Révész				Team Motopark		Dallara F320 Spiess	17	26:23.150			180.0	11	1:32.469	181.3
2	5	Charlie Wurz				CryptoTower Racing Team		Dallara F320 Spiess	17	26:23.640	0.490	0.490	179.9	5	1:32.278	181.6
3	73	Cian Shields				Team Motopark		Dallara F320 Spiess	17	26:24.682	1.532	1.042	179.8	5	1:32.377	181.4
4	19	Noel Leon				Team Motopark		Dallara F320 Spiess	17	26:26.962	3.812	2.280	179.5	5	1:32.626	180.9
5	84	Francesco Simonazzi				BVM Racing		Dallara F320 Spiess	17	26:29.428	6.278	2.466	179.3	7	1:32.661	180.9
6	15	Enzo Trulli				CryptoTower Racing Team		Dallara F320 Spiess	17	26:30.315	7.165	0.887	179.2	8	1:32.622	181.0

Fastest lap Charlie Wurz in 1:32.278 at 181.6 Km/h in lap 5

Published at:.....

Track Temp: 14.1 °C Air Temp: 12.6 °C Humidity: 70 % Track Status: DRY

Race Director:

Xavier Boné

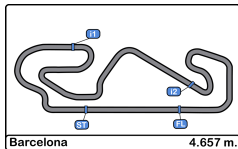
DC-0773-ESP/CAT

Timekeeper:

Luis Garcia

JOB-1605-ESP/M





Circuit de Barcelona

Euroformula Open

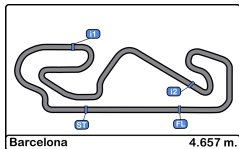
Race - 2

Provisional Classification by Driver Fastest Lap



Clas	Nº	Driver	Nat	Cat	Clas	Team	Nat	Vehicle	Laps	Best	Time	Gap	Interval	Km/h	
1	5	Charlie Wurz		AUT		CryptoTower Racing Team		Dallara F320 Spiess	17	5	1:32.278			181.6	
2	73	Cian Shields		GBR		Team Motopark		Dallara F320 Spiess	17	5	1:32.377	0.099	0.099	181.4	
3	11	Levente Révész		HUN		Team Motopark		Dallara F320 Spiess	17	11	1:32.469	0.191	0.092	181.3	
4	15	Enzo Trulli		ITA		CryptoTower Racing Team		Dallara F320 Spiess	17	8	1:32.622	0.344	0.153	181.0	
5	19	Noel Leon		MEX		Team Motopark		Dallara F320 Spiess	17	5	1:32.626	0.348	0.004	180.9	
6	84	Francesco Simonazzi		ITA		BVM Racing		Dallara F320 Spiess	17	7	1:32.661	0.383	0.035	180.9	
7	26	Jakob Bergmeister		DEU	R	1	CryptoTower Racing Team		Dallara F320 Spiess	17	3	1:32.885	0.607	0.224	180.4





Circuit de Barcelona

Euroformula Open

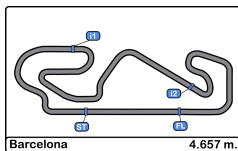
Race - 2

Distance and Speed Average



Clas	Nº	Driver	Nat	Cat	Clas	Team	Nat	Vehicle	Laps	Distance	Total Time	Km/h
1	11	Levente Révész		HUN		Team Motopark		Dallara F320 Spiess	17	79.16	26:23.150	180.0
2	5	Charlie Wurz		AUT		CryptoTower Racing Team		Dallara F320 Spiess	17	79.16	26:23.640	179.9
3	73	Cian Shields		GBR		Team Motopark		Dallara F320 Spiess	17	79.16	26:24.682	179.8
4	19	Noel Leon		MEX		Team Motopark		Dallara F320 Spiess	17	79.16	26:26.962	179.5
5	84	Francesco Simonazzi		ITA		BVM Racing		Dallara F320 Spiess	17	79.16	26:29.428	179.3
6	15	Enzo Trulli		ITA		CryptoTower Racing Team		Dallara F320 Spiess	17	79.16	26:30.315	179.2
7	26	Jakob Bergmeister		DEU	R 1	CryptoTower Racing Team		Dallara F320 Spiess	17	79.16	26:31.968	179.0





Circuit de Barcelona
Euroformula Open
Race - 2
Lap Analysis



5 Charlie Wurz Dallara F320 Spiess **15** Enzo Trulli Dallara F320 Spiess

CryptoTower Racing Team

CryptoTower Racing Team

Lap	D	Time	Sector 1	Sector 2	Sector 3	T. Spd	Elapsed	Lap	D	Time	Sector 1	Sector 2	Sector 3	T. Spd	Elapsed
1		1:38.876	33.883	37.758	27.235	210.5	1:38.876	1		1:40.426	34.402	38.658	27.366	214.2	1:40.426
2		1:32.672	28.551	37.283	26.838	239.4	3:11.548	2		1:33.086	28.564	37.388	27.134	239.4	3:13.512
3		1:32.335	28.331	37.172	26.832	238.9	4:43.883	3		1:33.041	28.394	37.351	27.296	241.0	4:46.553
4		1:32.570	28.673	37.028	26.869	243.7	6:16.453	4		1:32.888	28.497	37.314	27.077	240.0	6:19.441
5		1:32.278	28.352	37.062	26.864	238.4	7:48.731	5		1:32.789	28.489	37.185	27.115	239.4	7:52.230
6		1:32.325	28.388	37.117	26.820	239.4	9:21.056	6		1:33.748	28.469	37.883	27.396	239.4	9:25.978
7		1:33.140	28.650	37.373	27.117	241.6	10:54.196	7		1:32.971	28.357	37.283	27.331	241.6	10:58.949
8		1:32.618	28.427	37.276	26.915	240.5	12:26.814	8		1:32.622	28.340	37.131	27.151	241.0	12:31.571
9		1:33.808	29.424	37.352	27.032	243.7	14:00.622	9		1:33.178	28.344	37.350	27.484	240.5	14:04.749
10		1:32.560	28.414	37.084	27.062	238.4	15:33.182	10		1:32.964	28.573	37.255	27.136	240.0	15:37.713
11		1:32.478	28.460	37.025	26.993	238.9	17:05.660	11		1:32.882	28.493	37.173	27.216	240.5	17:10.595
12		1:32.459	28.342	37.114	27.003	238.9	18:38.119	12		1:33.464	28.453	37.589	27.422	240.0	18:44.059
13		1:32.705	28.405	37.300	27.000	239.4	20:10.824	13		1:33.389	28.752	37.369	27.268	241.0	20:17.448
14		1:33.728	29.507	37.275	26.946	243.2	21:44.552	14		1:33.151	28.458	37.407	27.286	240.5	21:50.599
15		1:33.249	28.475	37.402	27.372	239.4	23:17.801	15		1:33.157	28.401	37.404	27.352	240.5	23:23.756
16		1:33.054	28.665	37.302	27.087	236.8	24:50.855	16		1:33.181	28.525	37.388	27.268	238.9	24:56.937
17		1:32.785	28.425	37.342	27.018	238.4	26:23.640	17		1:33.378	28.535	37.395	27.448	239.4	26:30.315

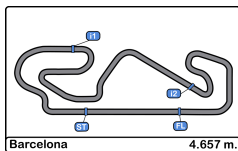
11 Levente Révész Dallara F320 Spiess **19** Noel Leon Dallara F320 Spiess

Team Motopark

Team Motopark

Lap	D	Time	Sector 1	Sector 2	Sector 3	T. Spd	Elapsed	Lap	D	Time	Sector 1	Sector 2	Sector 3	T. Spd	Elapsed
1		1:37.556	32.995	37.642	26.919	203.7	1:37.556	1		1:39.908	34.143	38.486	27.279	214.2	1:39.908
2		1:32.559	28.677	37.106	26.776	233.7	3:10.115	2		1:33.113	28.487	37.545	27.081	242.1	3:13.021
3		1:32.615	28.563	37.099	26.953	234.7	4:42.730	3		1:32.763	28.373	37.365	27.025	242.1	4:45.784
4		1:32.764	28.702	37.158	26.904	234.7	6:15.494	4		1:32.868	28.503	37.424	26.941	242.6	6:18.652
5		1:32.629	28.575	37.160	26.894	234.7	7:48.123	5		1:32.626	28.332	37.312	26.982	243.7	7:51.278
6		1:32.529	28.501	37.127	26.901	234.7	9:20.652	6		1:34.277	28.923	38.078	27.276	239.4	9:25.555
7		1:33.057	28.889	37.220	26.948	235.2	10:53.709	7		1:32.740	28.379	37.371	26.990	243.7	10:58.295
8		1:32.762	28.547	37.119	27.096	235.2	12:26.471	8		1:32.697	28.304	37.295	27.098	243.7	12:30.992
9		1:33.207	28.904	37.313	26.990	236.3	13:59.678	9		1:33.119	28.498	37.392	27.229	242.6	14:04.111
10		1:32.685	28.623	37.096	26.966	235.2	15:32.363	10		1:32.937	28.472	37.322	27.143	243.7	15:37.048
11		1:32.469	28.517	37.078	26.874	235.2	17:04.832	11		1:32.688	28.362	37.225	27.101	243.2	17:09.736
12		1:32.731	28.487	37.217	27.027	235.2	18:37.563	12		1:33.298	28.477	37.681	27.140	243.7	18:43.034
13		1:32.906	28.540	37.231	27.135	234.7	20:10.469	13		1:32.712	28.452	37.184	27.076	236.8	20:15.746
14		1:33.530	29.105	37.324	27.101	235.8	21:43.999	14		1:32.875	28.600	37.196	27.079	235.8	21:48.621
15		1:33.156	28.663	37.328	27.165	234.7	23:17.155	15		1:32.753	28.432	37.194	27.127	236.8	23:21.374
16		1:32.963	28.683	37.253	27.027	234.2	24:50.118	16		1:32.695	28.439	37.185	27.071	236.8	24:54.069
17		1:33.032	28.657	37.359	27.016	234.2	26:23.150	17		1:32.893	28.459	37.244	27.190	237.3	26:26.962





Circuit de Barcelona
Euroformula Open
Race - 2
Lap Analysis



26 Jakob Bergmeister Dallara F320 Spiess **84** Francesco Simonazzi Dallara F320 Spiess

Rookie

CryptoTower Racing Team

BVM Racing

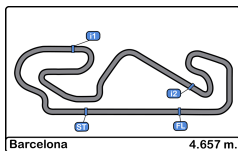
Lap	D	Time	Sector 1	Sector 2	Sector 3	T. Spd	Elapsed	Lap	D	Time	Sector 1	Sector 2	Sector 3	T. Spd	Elapsed
1		1:41.255	34.576	38.885	27.794	206.1	1:41.255	1		1:39.555	33.916	38.344	27.295	209.7	1:39.555
2		1:33.368	28.650	37.541	27.177	236.3	3:14.623	2		1:33.049	28.526	37.539	26.984	241.0	3:12.604
3		1:32.885	28.457	37.211	27.217	238.9	4:47.508	3		1:32.891	28.386	37.433	27.072	240.5	4:45.495
4		1:32.918	28.475	37.390	27.053	240.0	6:20.426	4		1:32.820	28.465	37.362	26.993	240.0	6:18.315
5		1:32.963	28.424	37.408	27.131	240.0	7:53.389	5		1:32.784	28.344	37.351	27.089	241.6	7:51.099
6		1:33.356	28.488	37.488	27.380	240.0	9:26.745	6		1:34.096	29.079	37.899	27.118	239.4	9:25.195
7		1:33.077	28.392	37.413	27.272	241.6	10:59.822	7		1:32.661	28.412	37.225	27.024	240.5	10:57.856
8		1:33.005	28.372	37.385	27.248	240.5	12:32.827	8		1:32.743	28.439	37.266	27.038	240.0	12:30.599
9		1:33.069	28.463	37.191	27.415	239.4	14:05.896	9		1:33.190	28.387	37.557	27.246	240.0	14:03.789
10		1:32.939	28.518	37.285	27.136	239.4	15:38.835	10		1:32.829	28.479	37.251	27.099	239.4	15:36.618
11		1:33.207	28.402	37.493	27.312	239.4	17:12.042	11		1:32.820	28.423	37.268	27.129	240.5	17:09.438
12		1:33.392	28.438	37.564	27.390	240.0	18:45.434	12		1:34.392	28.689	38.310	27.393	241.0	18:43.830
13		1:33.315	28.552	37.379	27.384	238.9	20:18.749	13		1:32.937	28.407	37.410	27.120	243.2	20:16.767
14		1:33.294	28.511	37.464	27.319	239.4	21:52.043	14		1:33.144	28.498	37.415	27.231	240.5	21:49.911
15		1:33.192	28.517	37.391	27.284	237.3	23:25.235	15		1:32.932	28.382	37.361	27.189	241.6	23:22.843
16		1:33.110	28.423	37.488	27.199	238.9	24:58.345	16		1:33.131	28.391	37.466	27.274	240.5	24:55.974
17		1:33.623	28.507	37.519	27.597	239.4	26:31.968	17		1:33.454	28.434	37.546	27.474	240.5	26:29.428

73 Cian Shields Dallara F320 Spiess

Team Motopark

Lap	D	Time	Sector 1	Sector 2	Sector 3	T. Spd	Elapsed
1		1:38.288	33.199	37.843	27.246	209.3	1:38.288
2		1:32.692	28.517	37.061	27.114	237.8	3:10.980
3		1:32.585	28.483	37.050	27.052	238.4	4:43.565
4		1:33.791	29.264	37.403	27.124	238.4	6:17.356
5		1:32.377	28.366	37.043	26.968	239.4	7:49.733
6		1:32.892	28.556	37.297	27.039	239.4	9:22.625
7		1:33.056	28.437	37.416	27.203	238.9	10:55.681
8		1:32.663	28.505	37.217	26.941	238.4	12:28.344
9		1:33.037	28.462	37.415	27.160	238.4	14:01.381
10		1:32.603	28.364	37.204	27.035	240.5	15:33.984
11		1:32.735	28.423	37.097	27.215	240.0	17:06.719
12		1:32.728	28.491	37.031	27.206	238.9	18:39.447
13		1:32.751	28.442	37.162	27.147	238.4	20:12.198
14		1:33.296	28.584	37.409	27.303	237.3	21:45.494
15		1:32.859	28.461	37.231	27.167	238.9	23:18.353
16		1:33.311	28.554	37.287	27.470	241.6	24:51.664
17		1:33.018	28.482	37.326	27.210	239.4	26:24.682



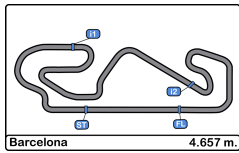


Circuit de Barcelona
Euroformula Open
Race - 2
Analysis by Lap



Num	Lap Time	Gap	Num	Lap Time	Gap	Num	Lap Time	Gap
Lap 1			Lap 7			Lap 13		
11	1:37.556		11	1:33.057		11	1:32.906	
73	1:38.288	00.732	5	1:33.140	00.487	5	1:32.705	00.355
5	1:38.876	01.320	73	1:33.056	01.972	73	1:32.751	01.729
84	1:39.555	01.999	84	1:32.661	04.147	19	1:32.712	05.277
19	1:39.908	02.352	19	1:32.740	04.586	84	1:32.937	06.298
15	1:40.426	02.870	15	1:32.971	05.240	15	1:33.389	06.979
26	1:41.255	03.699	26	1:33.077	06.113	26	1:33.315	08.280
Lap 2			Lap 8			Lap 14		
11	1:32.559		11	1:32.762		11	1:33.530	
73	1:32.692	00.865	5	1:32.618	00.343	5	1:33.728	00.553
5	1:32.672	01.433	73	1:32.663	01.873	73	1:33.296	01.495
84	1:33.049	02.489	84	1:32.743	04.128	19	1:32.875	04.622
19	1:33.113	02.906	19	1:32.697	04.521	84	1:33.144	05.912
15	1:33.086	03.397	15	1:32.622	05.100	15	1:33.151	06.600
26	1:33.368	04.508	26	1:33.005	06.356	26	1:33.294	08.044
Lap 3			Lap 9			Lap 15		
11	1:32.615		11	1:33.207		11	1:33.156	
73	1:32.585	00.835	5	1:33.808	00.944	5	1:33.249	00.646
5	1:32.335	01.153	73	1:33.037	01.703	73	1:32.859	01.198
84	1:32.891	02.765	84	1:33.190	04.111	19	1:32.753	04.219
19	1:32.763	03.054	19	1:33.119	04.433	84	1:32.932	05.688
15	1:33.041	03.823	15	1:33.178	05.071	15	1:33.157	06.601
26	1:32.885	04.778	26	1:33.069	06.218	26	1:33.192	08.080
Lap 4			Lap 10			Lap 16		
11	1:32.764		11	1:32.685		11	1:32.963	
5	1:32.570	00.959	5	1:32.560	00.819	5	1:33.054	00.737
73	1:33.791	01.862	73	1:32.603	01.621	73	1:33.311	01.546
84	1:32.820	02.821	84	1:32.829	04.255	19	1:32.695	03.951
19	1:32.868	03.158	19	1:32.937	04.685	84	1:33.131	05.856
15	1:32.888	03.947	15	1:32.964	05.350	15	1:33.181	06.819
26	1:32.918	04.932	26	1:32.939	06.472	26	1:33.110	08.227
Lap 5			Lap 11			Lap 17		
11	1:32.629		11	1:32.469		11	1:33.032	
5	1:32.278	00.608	5	1:32.478	00.828	5	1:32.785	00.490
73	1:32.377	01.610	73	1:32.735	01.887	73	1:33.018	01.532
84	1:32.784	02.976	84	1:32.820	04.606	19	1:32.893	03.812
19	1:32.626	03.155	19	1:32.688	04.904	84	1:33.454	06.278
15	1:32.789	04.107	15	1:32.882	05.763	15	1:33.378	07.165
26	1:32.963	05.266	26	1:33.207	07.210	26	1:33.623	08.818
Lap 6			Lap 12					
11	1:32.529		11	1:32.731				
5	1:32.325	00.404	5	1:32.459	00.556			
73	1:32.892	01.973	73	1:32.728	01.884			
84	1:34.096	04.543	19	1:33.298	05.471			
19	1:34.277	04.903	84	1:34.392	06.267			
15	1:33.748	05.326	15	1:33.464	06.496			
26	1:33.356	06.093	26	1:33.392	07.871			



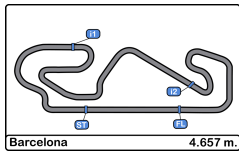


Circuit de Barcelona
Euroformula Open
Race - 2
Best Sectors Results



Sector - 1			Sector - 2			Sector - 3			Ideal Lap vs Best Lap						
Clas	Nº	Driver	Time	Nº	Driver	Time	Nº	Driver	Time	Clas	Nº	Driver	Ideal Lap	Best Lap	Clas
1	19	Noel Leon	28.304	5	Charlie Wurz	37.025	11	Levente Révész	26.776	1	5	Charlie Wurz	1:32.176	1:32.278	1
2	5	Charlie Wurz	28.331	73	Cian Shields	37.031	5	Charlie Wurz	26.820	2	73	Cian Shields	1:32.336	1:32.377	2
3	15	Enzo Trulli	28.340	11	Levente Révész	37.078	73	Cian Shields	26.941	3	11	Levente Révész	1:32.341	1:32.469	3
4	84	Francesco Simonazzi	28.344	15	Enzo Trulli	37.131	19	Noel Leon	26.941	4	19	Noel Leon	1:32.429	1:32.626	5
5	73	Cian Shields	28.364	19	Noel Leon	37.184	84	Francesco Simonazzi	26.984	5	15	Enzo Trulli	1:32.548	1:32.622	4
6	26	Jakob Bergmeister	28.372	26	Jakob Bergmeister	37.191	26	Jakob Bergmeister	27.053	6	84	Francesco Simonazzi	1:32.553	1:32.661	6
7	11	Levente Révész	28.487	84	Francesco Simonazzi	37.225	15	Enzo Trulli	27.077	7	26	Jakob Bergmeister	1:32.616	1:32.885	7



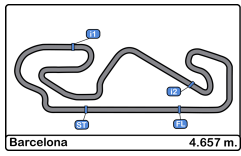


Circuit de Barcelona
Euroformula Open
Race - 2
Leader Sequence



N°	Driver	Nat	Cat	Clas	Team	Nat	Vehicle	Start Lap	End Lap	Laps	Total Laps
11	Levente Révész	HUN			Team Motopark	GER	Dallara F320 Spiess	1	17	17	17



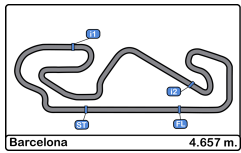


Circuit de Barcelona
Euroformula Open
Race - 2
Best 5 Lap Times



Cls	N°	Driver	Nat	Cat	Cls	Team	Nat	Vehicle	Best 1		Best 2		Best 3		Best 4		Best 5	
									Time	Lap	Time	Lap	Time	Lap	Time	Lap	Time	Lap
1	5	Charlie Wurz		AUT		CryptoTower Racing		Dallara F320 Spiess	1:32.278	5	1:32.325	6	1:32.335	3	1:32.459	12	1:32.478	11
2	73	Cian Shields		GBR		Team Motopark		Dallara F320 Spiess	1:32.377	5	1:32.585	3	1:32.603	10	1:32.663	8	1:32.692	2
3	11	Levente Révész		HUN		Team Motopark		Dallara F320 Spiess	1:32.469	11	1:32.529	6	1:32.559	2	1:32.615	3	1:32.629	5
4	15	Enzo Trulli		ITA		CryptoTower Racing		Dallara F320 Spiess	1:32.622	8	1:32.789	5	1:32.882	11	1:32.888	4	1:32.964	10
5	19	Noel Leon		MEX		Team Motopark		Dallara F320 Spiess	1:32.626	5	1:32.688	11	1:32.695	16	1:32.697	8	1:32.712	13
6	84	Francesco Simonazzi		ITA		BVM Racing		Dallara F320 Spiess	1:32.661	7	1:32.743	8	1:32.784	5	1:32.820	4	1:32.820	11
7	26	Jakob Bergmeister		DEU	R 1	CryptoTower Racing		Dallara F320 Spiess	1:32.885	3	1:32.918	4	1:32.939	10	1:32.963	5	1:33.005	8



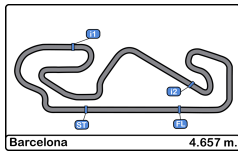


Circuit de Barcelona
Euroformula Open
Race - 2
Best 5 Top Speeds



Clas	Nº	Driver	Nat	Cat	Cls	Team	Nat	Vehicle	Top 1		Top 2		Top 3		Top 4		Top 5		Avg	
									Km/h	Lap	Km/h	Lap	Km/h	Lap	Km/h	Lap	Km/h	Lap		
1	5	Charlie Wurz		AUT		CryptoTower Racing Team		Dallara F320 Spiess	243.7	4	243.7	9	243.2	14	241.6	7	240.5	8	242.5	
2	19	Noel Leon		MEX		Team Motopark		Dallara F320 Spiess	243.7	5	243.7	7	243.7	8	243.7	10	243.7	12	243.7	
3	84	Francesco Simonazzi		ITA		BVM Racing		Dallara F320 Spiess	243.2	13	241.6	5	241.6	15	241.0	2	241.0	12	241.7	
4	15	Enzo Trulli		ITA		CryptoTower Racing Team		Dallara F320 Spiess	241.6	7	241.0	3	241.0	8	241.0	13	240.5	9	241.0	
5	26	Jakob Bergmeister		GER	R	1	CryptoTower Racing Team		Dallara F320 Spiess	241.6	7	240.5	8	240.0	4	240.0	5	240.0	6	240.4
6	73	Cian Shields		GBR		Team Motopark		Dallara F320 Spiess	241.6	16	240.5	10	240.0	11	239.4	5	239.4	6	240.2	
7	11	Levente Révész		HUN		Team Motopark		Dallara F320 Spiess	236.3	9	235.8	14	235.2	7	235.2	8	235.2	10	235.6	



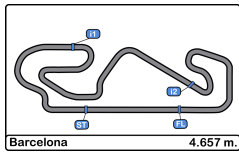


Circuit de Barcelona
Euroformula Open
Race - 2
Fastest Laps Sequence



Lap	Time of Day	Session Time	Nº Driver	Nat	Cat	Team	Nat	Vehicle	Time	Km/h
2	10:21:08.224	3:10.224	11 Levente Révész		HUN	Team Motopark		DEU Dallara F320 Spiess	1:32.559	181.1
3	10:22:41.992	4:43.992	5 Charlie Wurz		AUT	CryptoTower Racing Team		JPN Dallara F320 Spiess	1:32.335	181.5
5	10:25:46.840	7:48.840	5 Charlie Wurz		AUT	CryptoTower Racing Team		JPN Dallara F320 Spiess	1:32.278	181.6





Circuit de Barcelona

Euroformula Open

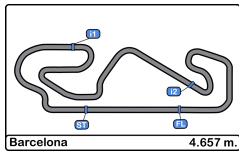
Race - 2

Event Best Maximum Speed



Nº	Driver	Nat	Cat	Clas	Team	Nat	Vehicle	Km/h	Session
5	Charlie Wurz		AUT		CryptoTower Racing Team		Dallara F320 Spiess	243.7	Race - 2
19	Noel Leon		MEX		Team Motopark		Dallara F320 Spiess	243.7	Race - 2
84	Francesco Simonazzi		ITA		BVM Racing		Dallara F320 Spiess	243.2	Race - 2
7	Vladimir Netusil		CZE	GC 1	Effective Racing		Dallara F320 HWA	241.6	Qualifying
15	Enzo Trulli		ITA		CryptoTower Racing Team		Dallara F320 Spiess	241.6	Race - 2
26	Jakob Bergmeister		DEU	R 1	CryptoTower Racing Team		Dallara F320 Spiess	241.6	Race - 2
73	Cian Shields		GBR		Team Motopark		Dallara F320 Spiess	241.6	Race - 2
11	Levente Révész		HUN		Team Motopark		Dallara F320 Spiess	239.4	Qualifying





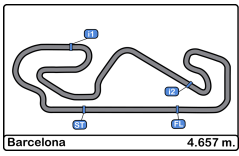
Circuit de Barcelona
Euroformula Open
Race - 2
Lap Chart



LAP

Nr	Pos	Grid	1	2	3	4	5	6	7	8	9	10	11	12	13	14	15	16	17
26	1	26	11	11	11	11	11	11	11	11	11	11	11	11	11	11	11	11	11
11	2	11	73	73	73	5	5	5	5	5	5	5	5	5	5	5	5	5	5
84	3	84	5	5	5	73	73	73	73	73	73	73	73	73	73	73	73	73	73
73	4	73	84	84	84	84	84	84	84	84	84	84	84	19	19	19	19	19	19
5	5	5	19	19	19	19	19	19	19	19	19	19	19	84	84	84	84	84	84
15	6	15	15	15	15	15	15	15	15	15	15	15	15	15	15	15	15	15	15
19	7	19	26	26	26	26	26	26	26	26	26	26	26	26	26	26	26	26	26

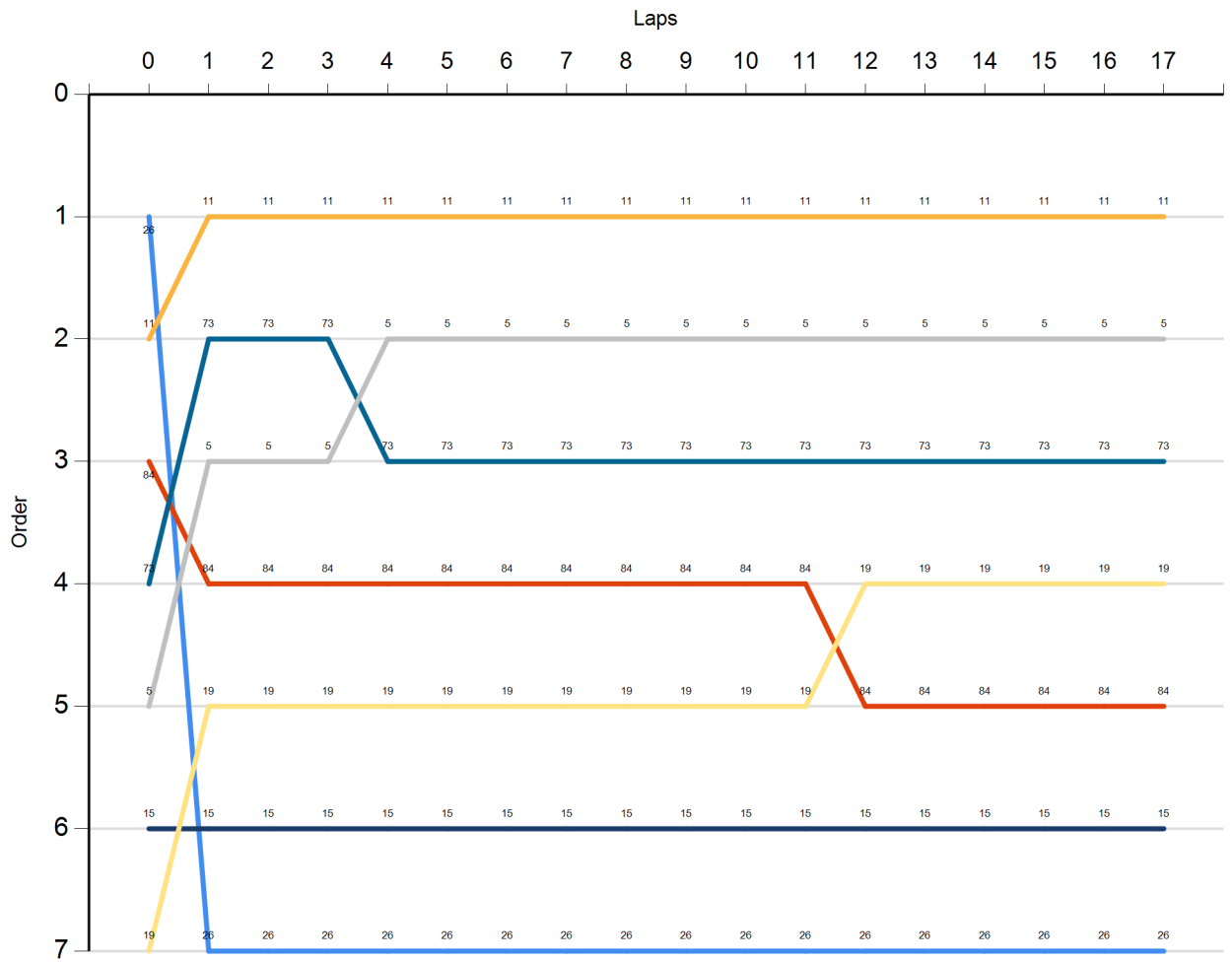


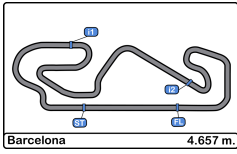


Circuit de Barcelona
Euroformula Open
Race - 2
Graphic Lap Chart



- 26
- 11
- 84
- 73
- 5
- 15
- 19



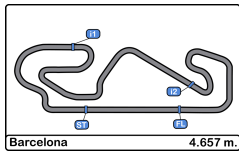


Circuit de Barcelona
Euroformula Open
Race - 2
Pit Stop Analysis



<u>Or</u> <u>d.</u>	<u>Nr.</u>	<u>In Day</u>	<u>Time</u>	<u>Driver</u>	<u>Nat</u>	<u>Cat</u>	<u>Team</u>	<u>Nat</u>	<u>Vehicle</u>	<u>In Time</u>	<u>Stop N°</u>	<u>Pit Time</u>	<u>Handicap</u>	<u>Dif.</u>
------------------------	------------	---------------	-------------	---------------	------------	------------	-------------	------------	----------------	----------------	----------------	-----------------	-----------------	-------------





Air Temperature

