

Circuit de Barcelona
Euroformula Open
Race - 1
Provisional Results



Clas	Nº	Driver	Nat	Cat	Clas	Team	Nat	Vehicle	Laps	Total Time	Gap	Interval	Km/h	Best	Time	Km/h
1	15	Enzo Trulli	ITA			CryptoTower Racing Team	JPN	Dallara F320 Spiess	17	29:02.309			163.5	8	1:33.133	180.0
2	5	Charlie Wurz	AUT			CryptoTower Racing Team	JPN	Dallara F320 Spiess	17	29:03.153	0.844	0.844	163.5	6	1:32.967	180.3
3	73	Cian Shields	GBR			Team Motopark	DEU	Dallara F320 Spiess	17	29:06.990	4.681	3.837	163.1	6	1:33.649	179.0
4	84	Francesco Simonazzi	ITA			BVM Racing	ITA	Dallara F320 Spiess	17	29:07.848	5.539	0.858	163.0	5	1:33.632	179.0
5	11	Levente Révész	HUN			Team Motopark	DEU	Dallara F320 Spiess	17	29:08.249	5.940	0.401	163.0	7	1:33.556	179.1
6	26	Jakob Bergmeister	DEU	R	1	CryptoTower Racing Team	JPN	Dallara F320 Spiess	17	29:09.766	7.457	1.517	162.8	6	1:33.806	178.7

Not classified: (Requirements: 75% of number laps of leader = 13 Laps)

19	Noel Leon	MEX				Team Motopark	DEU	Dallara F320 Spiess	9	14:10.195	8 Laps	8 Laps	177.4	4	1:33.359	179.5
7	Vladimir Netusil	CZE	GC			Effective Racing	CZE	Dallara F320 HWA	5	23:51.624	12 Laps	4 Laps	58.5	1	1:44.295	160.7

Fastest lap Charlie Wurz in 1:32.967 at 180.3 Km/h in lap 6

Published at:.....

Track Temp: **24.1 °C** Air Temp: **20.3 °C** Humidity: **45 %** Track Status: **DRY**

Race Director:

Xavier Boné

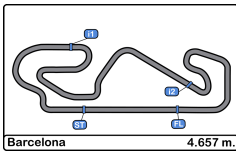
DC-0773-ESP/CAT

Timekeeper:

Luis Garcia

JOB-1605-ESP/M





Circuit de Barcelona
Euroformula Open
Race - 1
Provisional Results by Category



Rookie																	
Clas	Nº	Driver	Nat	Cat	Clas	Team	Nat	Vehicle	Laps	Total Time	Gap	Interval	Km/h	Best	Time	Km/h	
1	26	Jakob Bergmeister		DEU	R	1	CryptoTower Racing Team		Dallara F320 Spiess	17	29:09.766			162.8	6	1:33.806	178.7

GC																
Clas	Nº	Driver	Nat	Cat	Clas	Team	Nat	Vehicle	Laps	Total Time	Gap	Interval	Km/h	Best	Time	Km/h

Not classified: (Requirements: 75% of number laps of leader = 13 Laps)

7	Vladimir Netusil		CZE	GC	1	Effective Racing		Dallara F320 HWA	5	23:51.624			58.5	1	1:44.295	160.7
---	------------------	--	-----	----	---	------------------	--	------------------	---	-----------	--	--	------	---	----------	-------

Clas	Nº	Driver	Nat	Cat	Clas	Team	Nat	Vehicle	Laps	Total Time	Gap	Interval	Km/h	Best	Time	Km/h
1	15	Enzo Trulli		ITA		CryptoTower Racing Team		Dallara F320 Spiess	17	29:02.309			163.5	8	1:33.133	180.0
2	5	Charlie Wurz		AUT		CryptoTower Racing Team		Dallara F320 Spiess	17	29:03.153	0.844	0.844	163.5	6	1:32.967	180.3
3	73	Cian Shields		GBR		Team Motopark		Dallara F320 Spiess	17	29:06.990	4.681	3.837	163.1	6	1:33.649	179.0
4	84	Francesco Simonazzi		ITA		BVM Racing		Dallara F320 Spiess	17	29:07.848	5.539	0.858	163.0	5	1:33.632	179.0
5	11	Levente Révész		HUN		Team Motopark		Dallara F320 Spiess	17	29:08.249	5.940	0.401	163.0	7	1:33.556	179.1

Not classified: (Requirements: 75% of number laps of leader = 13 Laps)

19	Noel Leon		MEX			Team Motopark		Dallara F320 Spiess	9	14:10.195	8 Laps	8 Laps	177.4	4	1:33.359	179.5
----	-----------	--	-----	--	--	---------------	--	---------------------	---	-----------	--------	--------	-------	---	----------	-------

Fastest lap Charlie Wurz in 1:32.967 at 180.3 Km/h in lap 6

Published at:.....

Track Temp: 24.1 °C Air Temp: 20.3 °C Humidity: 45 % Track Status: DRY

Race Director:

Xavier Boné

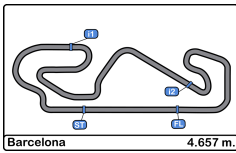
DC-0773-ESP/CAT

Timekeeper:

Luis Garcia

JOB-1605-ESP/M





Circuit de Barcelona

Euroformula Open

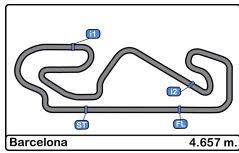
Race - 1

Provisional Classification by Driver Fastest Lap



Clas	Nº	Driver	Nat	Cat	Clas	Team	Nat	Vehicle	Laps	Best	Time	Gap	Interval	Km/h	
1	5	Charlie Wurz		AUT		CryptoTower Racing Team		Dallara F320 Spiess	17	6	1:32.967			180.3	
2	15	Enzo Trulli		ITA		CryptoTower Racing Team		Dallara F320 Spiess	17	8	1:33.133	0.166	0.166	180.0	
3	19	Noel Leon		MEX		Team Motopark		Dallara F320 Spiess	9	4	1:33.359	0.392	0.226	179.5	
4	11	Levente Révész		HUN		Team Motopark		Dallara F320 Spiess	17	7	1:33.556	0.589	0.197	179.1	
5	84	Francesco Simonazzi		ITA		BVM Racing		Dallara F320 Spiess	17	5	1:33.632	0.665	0.076	179.0	
6	73	Cian Shields		GBR		Team Motopark		Dallara F320 Spiess	17	6	1:33.649	0.682	0.017	179.0	
7	26	Jakob Bergmeister		DEU	R	1	CryptoTower Racing Team		Dallara F320 Spiess	17	6	1:33.806	0.839	0.157	178.7
8	7	Vladimir Netusil		CZE	GC	1	Effective Racing		Dallara F320 HWA	5	1	1:44.295	11.328	10.489	160.7





Circuito de Barcelona

Euroformula Open

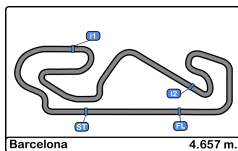
Race - 1

Distance and Speed Average



Clas	Nº	Driver	Nat	Cat	Clas	Team	Nat	Vehicle	Laps	Distance	Total Time	Km/h	
1	15	Enzo Trulli		ITA		CryptoTower Racing Team		Dallara F320 Spiess	17	79.16	29:02.309	163.5	
2	5	Charlie Wurz		AUT		CryptoTower Racing Team		Dallara F320 Spiess	17	79.16	29:03.153	163.5	
3	73	Cian Shields		GBR		Team Motopark		Dallara F320 Spiess	17	79.16	29:06.990	163.1	
4	84	Francesco Simonazzi		ITA		BVM Racing		Dallara F320 Spiess	17	79.16	29:07.848	163.0	
5	11	Levente Révész		HUN		Team Motopark		Dallara F320 Spiess	17	79.16	29:08.249	163.0	
6	26	Jakob Bergmeister		DEU	R	1	CryptoTower Racing Team		Dallara F320 Spiess	17	79.16	29:09.766	162.8
7	19	Noel Leon		MEX		Team Motopark		Dallara F320 Spiess	9	41.91	14:10.195	177.4	
8	7	Vladimir Netusil		CZE	GC	1	Effective Racing		Dallara F320 HWA	5	23.28	23:51.624	58.5





Circuit de Barcelona
Euroformula Open
Race - 1
Lap Analysis



5 Charlie Wurz Dallara F320 Spiess **15** Enzo Trulli Dallara F320 Spiess

CryptoTower Racing Team

CryptoTower Racing Team

Lap	D	Time	Sector 1	Sector 2	Sector 3	T. Spd	Elapsed	Lap	D	Time	Sector 1	Sector 2	Sector 3	T. Spd	Elapsed
1		1:39.706	34.082	38.073	27.551	201.8	1:39.706	1		1:37.248	32.459	37.440	27.349	201.4	1:37.248
2		1:33.767	28.862	37.489	27.416	236.3	3:13.473	2		1:33.422	28.914	37.209	27.299	231.2	3:10.670
3		1:33.940	28.603	37.744	27.593	238.4	4:47.413	3		1:33.620	28.892	37.352	27.376	232.7	4:44.290
4		1:33.489	28.659	37.594	27.236	236.3	6:20.902	4		1:33.446	28.813	37.327	27.306	231.2	6:17.736
5		1:33.874	29.012	37.615	27.247	240.5	7:54.776	5		1:33.372	28.760	37.332	27.280	232.2	7:51.108
6		1:32.967	28.713	37.156	27.098	237.3	9:27.743	6		1:33.357	28.760	37.277	27.320	231.7	9:24.465
7		1:33.135	28.656	37.273	27.206	234.7	11:00.878	7		1:33.487	28.771	37.448	27.268	231.7	10:57.952
8		1:33.292	28.757	37.352	27.183	236.3	12:34.170	8		1:33.133	28.660	37.243	27.230	232.2	12:31.085
9		1:33.165	28.715	37.308	27.142	231.7	14:07.335	9		1:33.258	28.675	37.436	27.147	232.2	14:04.343
10		1:36.929	28.760	37.473	30.696	232.7	15:44.264	10		1:34.740	28.712	37.279	28.749	231.7	15:39.083
11		2:51.173	51.532	1:12.663	46.978	216.8	18:35.437	11		2:55.830	56.084	1:12.116	47.630	196.3	18:34.913
12		2:38.753	57.438	58.968	42.347	102.5	21:14.190	12		2:39.000	57.270	59.211	42.519	88.8	21:13.913
13		1:35.134	29.694	38.039	27.401	236.8	22:49.324	13		1:34.608	29.827	37.486	27.295	231.2	22:48.521
14		1:33.612	28.908	37.489	27.215	233.2	24:22.936	14		1:33.388	28.823	37.340	27.225	230.2	24:21.909
15		1:33.565	28.815	37.464	27.286	233.2	25:56.501	15		1:33.460	28.833	37.330	27.297	231.2	25:55.369
16		1:33.424	28.798	37.468	27.158	232.7	27:29.925	16		1:33.362	28.839	37.359	27.164	230.7	27:28.731
17		1:33.228	28.690	37.284	27.254	233.7	29:03.153	17		1:33.578	28.782	37.378	27.418	231.7	29:02.309

7 Vladimir Netusil Dallara F320 HWA **19** Noel Leon Dallara F320 Spiess

GC

Effective Racing

Team Motopark

Lap	D	Time	Sector 1	Sector 2	Sector 3	T. Spd	Elapsed	Lap	D	Time	Sector 1	Sector 2	Sector 3	T. Spd	Elapsed
1		1:44.295	35.678	39.852	28.765	210.1	1:44.295	1		1:41.052	35.639	37.984	27.429	203.3	1:41.052
2		1:45.712 P	29.616	39.188	36.908	233.7	3:30.007	2		1:33.941	28.872	37.533	27.536	237.3	3:14.993
3		3:57.015 P	2:40.945	39.851	36.219	172.8	7:27.022	3		1:33.585	28.802	37.397	27.386	242.6	4:48.578
4		14:31.037	13:15.359	44.223	31.455	162.1	21:58.059	4		1:33.359	28.729	37.379	27.251	239.4	6:21.937
5		1:53.565 P	32.666	41.954	38.945	203.7	23:51.624	5		1:33.576	28.756	37.395	27.425	235.2	7:55.513

11 Levente Révész Dallara F320 Spiess

Team Motopark

Lap	D	Time	Sector 1	Sector 2	Sector 3	T. Spd	Elapsed	Lap	D	Time	Sector 1	Sector 2	Sector 3	T. Spd	Elapsed
6		1:33.840	28.681	37.710	27.449	235.8	9:29.353	6		1:33.840	28.681	37.710	27.449	235.8	9:29.353
7		1:33.453	28.568	37.425	27.460	236.3	11:02.806	7		1:33.453	28.568	37.425	27.460	236.3	11:02.806
8		1:33.547	28.706	37.484	27.357	237.8	12:36.353	8		1:33.547	28.706	37.484	27.357	237.8	12:36.353
9		1:33.842	28.673	37.490	27.679	237.8	14:10.195	9		1:33.842	28.673	37.490	27.679	237.8	14:10.195

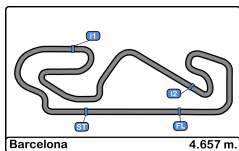
26 Jakob Bergmeister Dallara F320 Spiess

Rookie

CryptoTower Racing Team

Lap	D	Time	Sector 1	Sector 2	Sector 3	T. Spd	Elapsed	Lap	D	Time	Sector 1	Sector 2	Sector 3	T. Spd	Elapsed
1		1:39.293	33.898	37.944	27.451	204.1	1:39.293	1		1:40.237	34.298	38.268	27.671	203.7	1:40.237
2		1:33.750	28.924	37.529	27.297	233.7	3:13.043	2		1:34.042	28.828	37.743	27.471	235.2	3:14.279
3		1:33.896	28.837	37.698	27.361	234.2	4:46.939	3		1:33.928	28.749	37.695	27.484	235.2	4:48.207
4		1:33.602	28.809	37.508	27.285	232.7	6:20.541	4		1:34.862	29.376	37.869	27.617	233.7	6:23.069
5		1:33.993	29.207	37.466	27.320	234.7	7:54.534	5		1:35.100	29.531	37.952	27.617	234.2	7:58.169
6		1:34.259	29.221	37.701	27.337	233.2	9:28.793	6		1:33.806	28.824	37.561	27.421	234.7	9:31.975
7		1:33.556	28.708	37.586	27.262	234.7	11:02.349	7		1:34.154	28.721	37.888	27.545	234.2	11:06.129
8		1:33.596	28.798	37.553	27.245	233.7	12:35.945	8		1:33.986	28.832	37.668	27.486	233.7	12:40.115
9		1:34.061	28.760	37.571	27.730	235.8	14:10.006	9		1:34.114	28.946	37.564	27.604	232.2	14:14.229
10		2:01.600 P	32.587	46.178	42.835	231.7	16:11.606	10		1:35.649	28.983	38.058	28.608	232.7	15:49.878
11		2:41.323	1:35.393	38.142	27.788	175.3	18:52.929	11		2:47.386	47.771	1:12.987	46.628	228.3	18:37.264
12		2:23.007	42.477	59.515	41.015	229.2	21:15.936	12		2:38.469	57.610	59.260	41.599	113.6	21:15.733
13		1:35.231	29.309	38.064	27.858	233.2	22:51.167	13		1:36.115	29.776	38.381	27.958	229.2	22:51.848
14		1:34.462	28.871	38.084	27.507	237.3	24:25.629	14		1:34.510	29.001	37.908	27.601	232.7	24:26.358
15		1:33.948	28.801	37.702	27.445	235.2	25:59.577	15		1:34.627	28.838	37.978	27.811	233.7	26:00.985
16		1:34.354	28.810	38.028	27.516	236.8	27:33.931	16		1:34.148	28.902	37.728	27.518	230.2	27:35.133
17		1:34.318	28.857	37.803	27.658	239.4	29:08.249	17		1:34.633	28.802	37.780	28.051	233.2	29:09.766





Circuit de Barcelona
Euroformula Open
Race - 1
Lap Analysis



73

Cian Shields

Dallara F320 Spiess

Team Motopark

Lap	D	Time	Sector 1	Sector 2	Sector 3	T. Spd	Elapsed
1		1:40.693	35.131	37.827	27.735	201.1	1:40.693
2		1:34.049	28.917	37.477	27.655	237.3	3:14.742
3		1:34.650	29.260	37.751	27.639	238.9	4:49.392
4		1:34.029	28.901	37.505	27.623	234.2	6:23.421
5		1:33.845	28.841	37.487	27.517	240.5	7:57.266
6		1:33.649	28.685	37.458	27.506	235.8	9:30.915
7		1:33.747	28.722	37.514	27.511	233.2	11:04.662
8		1:33.902	28.790	37.577	27.535	233.2	12:38.564
9		1:33.762	28.640	37.591	27.531	232.2	14:12.326
10		1:36.099	29.213	37.563	29.323	233.2	15:48.425
11		2:48.314	48.477	1:12.831	47.006	213.0	18:36.739
12		2:38.310	57.314	59.373	41.623	107.4	21:15.049
13		1:35.012	29.158	38.161	27.693	236.8	22:50.061
14		1:34.125	28.813	37.649	27.663	234.2	24:24.186
15		1:33.902	28.695	37.608	27.599	232.7	25:58.088
16		1:34.391	28.822	37.747	27.822	232.2	27:32.479
17		1:34.511	28.997	37.698	27.816	231.2	29:06.990

84

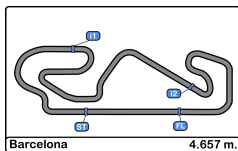
Francesco Simonazzi

Dallara F320 Spiess

BVM Racing

Lap	D	Time	Sector 1	Sector 2	Sector 3	T. Spd	Elapsed
1		1:38.221	33.209	37.691	27.321	203.0	1:38.221
2		1:33.633	28.847	37.480	27.306	234.7	3:11.854
3		1:33.716	28.762	37.617	27.337	234.7	4:45.570
4		1:33.760	28.773	37.578	27.409	233.2	6:19.330
5		1:33.632	28.705	37.426	27.501	234.2	7:52.962
6		1:33.690	28.774	37.433	27.483	234.2	9:26.652
7		1:33.971	28.795	37.694	27.482	234.2	11:00.623
8		1:34.673	29.213	37.870	27.590	233.2	12:35.296
9		1:33.857	28.717	37.633	27.507	234.7	14:09.153
10		1:36.307	28.719	37.707	29.881	234.2	15:45.460
11		2:50.447	50.996	1:12.510	46.941	209.3	18:35.907
12		2:38.825	57.589	59.385	41.851	114.5	21:14.732
13		1:36.081	29.216	38.936	27.929	233.7	22:50.813
14		1:34.233	28.853	37.931	27.449	234.7	24:25.046
15		1:34.090	28.673	37.834	27.583	236.3	25:59.136
16		1:34.404	28.849	37.945	27.610	234.7	27:33.540
17		1:34.308	28.795	37.800	27.713	235.2	29:07.848





Circuit de Barcelona
Euroformula Open
Race - 1



Analysis by Lap

Num	Lap Time	Gap
Lap 1		
15	1:37.248	
84	1:38.221	00.973
11	1:39.293	02.045
5	1:39.706	02.458
26	1:40.237	02.989
73	1:40.693	03.445
19	1:41.052	03.804
7	1:44.295	07.047

Num	Lap Time	Gap
Lap 2		
15	1:33.422	
84	1:33.633	01.184
11	1:33.750	02.373
5	1:33.767	02.803
26	1:34.042	03.609
73	1:34.049	04.072
19	1:33.941	04.323
7	1:45.712	19.337

Num	Lap Time	Gap
Lap 3		
15	1:33.620	
84	1:33.716	01.280
11	1:33.896	02.649
5	1:33.940	03.123
26	1:33.928	03.917
19	1:33.585	04.288
73	1:34.650	05.102

Num	Lap Time	Gap
Lap 4		
15	1:33.446	
84	1:33.760	01.594
11	1:33.602	02.805
5	1:33.489	03.166
19	1:33.359	04.201
26	1:34.862	05.333
73	1:34.029	05.685
7	3:57.015	1 Lap

Num	Lap Time	Gap
Lap 5		
15	1:33.372	
84	1:33.632	01.854
11	1:33.993	03.426
5	1:33.874	03.668
19	1:33.576	04.405
73	1:33.845	06.158
26	1:35.100	07.061

Num	Lap Time	Gap
Lap 6		
15	1:33.357	
84	1:33.690	02.187
5	1:32.967	03.278
11	1:34.259	04.328
19	1:33.840	04.888
73	1:33.649	06.450

Num	Lap Time	Gap
Lap 7		
15	1:33.487	
84	1:33.971	02.671
5	1:33.135	02.926
11	1:33.556	04.397
19	1:33.453	04.854
73	1:33.747	06.710
26	1:34.154	08.177

Num	Lap Time	Gap
Lap 8		
15	1:33.133	
5	1:33.292	03.085
84	1:34.673	04.211
11	1:33.596	04.860
19	1:33.547	05.268
73	1:33.902	07.479
26	1:33.986	09.030

Num	Lap Time	Gap
Lap 9		
15	1:33.258	
5	1:33.165	02.992
84	1:33.857	04.810
11	1:34.061	05.663
19	1:33.842	05.852
73	1:33.762	07.983
26	1:34.114	09.886

Num	Lap Time	Gap
Lap 10		
15	1:34.740	
5	1:36.929	05.181
84	1:36.307	06.377
73	1:36.099	09.342
26	1:35.649	10.795
11	2:01.600	32.523

Num	Lap Time	Gap
Lap 11		
15	2:55.830	
5	2:51.173	00.524
84	2:50.447	00.994
73	2:48.314	01.826
26	2:47.386	02.351
11	2:41.323	18.016

Num	Lap Time	Gap
Lap 12		
15	2:39.000	
5	2:38.753	00.277
84	2:38.825	00.819
73	2:38.310	01.136
26	2:38.469	01.820
11	2:23.007	02.023
7	14:31.037	8 Laps

Num	Lap Time	Gap
Lap 13		
15	1:34.608	
5	1:35.134	00.803
73	1:35.012	01.540
84	1:36.081	02.292
11	1:35.231	02.646
26	1:36.115	03.327
7	1:53.565	8 Laps

Num	Lap Time	Gap
Lap 14		
15	1:33.388	
5	1:33.612	01.027
73	1:34.125	02.277
84	1:34.233	03.137
11	1:34.462	03.720
26	1:34.510	04.449

Num	Lap Time	Gap
Lap 15		
15	1:33.460	
5	1:33.565	01.132
73	1:33.902	02.719
84	1:34.090	03.767
11	1:33.948	04.208
26	1:34.627	05.616

Num	Lap Time	Gap
Lap 16		
15	1:33.362	
5	1:33.424	01.194
73	1:34.391	03.748
84	1:34.404	04.809
11	1:34.354	05.200
26	1:34.148	06.402

Num	Lap Time	Gap
Lap 17		
15	1:33.578	
5	1:33.228	00.844
73	1:34.511	04.681
84	1:34.308	05.539
11	1:34.318	05.940
26	1:34.633	07.457

Num	Lap Time	Gap
Lap 18		
15	1:33.357	
5	1:33.357	00.000
73	1:33.357	00.000
84	1:33.357	00.000
11	1:33.357	00.000
19	1:33.357	00.000
26	1:33.357	00.000

Num	Lap Time	Gap
Lap 19		
15	1:33.357	
5	1:33.357	00.000
73	1:33.357	00.000
84	1:33.357	00.000
11	1:33.357	00.000
19	1:33.357	00.000
26	1:33.357	00.000

Num	Lap Time	Gap
Lap 20		
15	1:33.357	
5	1:33.357	00.000
73	1:33.357	00.000
84	1:33.357	00.000
11	1:33.357	00.000
19	1:33.357	00.000
26	1:33.357	00.000

Num	Lap Time	Gap
Lap 21		
15	1:33.357	
5	1:33.357	00.000
73	1:33.357	00.000
84	1:33.357	00.000
11	1:33.357	00.000
19	1:33.357	00.000
26	1:33.357	00.000

Num	Lap Time	Gap
Lap 22		
15	1:33.357	
5	1:33.357	00.000
73	1:33.357	00.000
84	1:33.357	00.000
11	1:33.357	00.000
19	1:33.357	00.000
26	1:33.357	00.000

Num	Lap Time	Gap
Lap 23		
15	1:33.357	
5	1:33.357	00.000
73	1:33.357	00.000
84	1:33.357	00.000
11	1:33.357	00.000
19	1:33.357	00.000
26	1:33.357	00.000

Num	Lap Time	Gap
Lap 24		
15	1:33.357	
5	1:33.357	00.000
73	1:33.357	00.000
84	1:33.357	00.000
11	1:33.357	00.000
19	1:33.357	00.000
26	1:33.357	00.000

Num	Lap Time	Gap
Lap 25		
15	1:33.357	
5	1:33.357	00.000
73	1:33.357	00.000
84	1:33.357	00.000
11	1:33.357	00.000
19	1:33.357	00.000
26	1:33.357	00.000

Num	Lap Time	Gap
Lap 26		
15	1:33.357	
5	1:33.357	00.000
73	1:33.357	00.000
84	1:33.357	00.000
11	1:33.357	00.000
19	1:33.357	00.000
26	1:33.357	00.000

Num	Lap Time	Gap
Lap 27		
15	1:33.357	
5	1:33.357	00.000
73	1:33.357	00.000
84	1:33.357	00.000
11	1:33.357	00.000
19	1:33.357	00.000
26	1:33.357	00.000

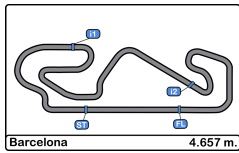
Num	Lap Time	Gap
Lap 28		
15	1:33.357	
5	1:33.357	00.000
73	1:33.357	00.000
84	1:33.357	00.000
11	1:33.357	00.000
19	1:33.357	00.000
26	1:33.357	00.000

Num	Lap Time	Gap
Lap 29		
15	1:33.357	
5	1:33.357	00.000
73	1:33.357	00.000
84	1:33.357	00.000
11	1:33.357	00.000
19	1:33.357	00.000
26	1:33.357	00.000

Num	Lap Time	Gap
Lap 30		
15	1:33.357	
5	1:33.357	00.000
73	1:33.357	00.000
84	1:33.357	00.000
11	1:33.357	00.000
19	1:33.357	00.000
26	1:33.357	00.000

Num	Lap Time	Gap
Lap 31		
15	1:33.357	
5	1:33.357	00.000
73	1:33.357	00.000
84	1:33.357	00.000
11	1:33.357	00.000
19	1:33.357	00.000
26	1:33.357	00.000

Num	Lap Time	Gap
Lap 32		
15	1:33.357	
5	1:33.357	00.000
73	1:33.357	00.000
84	1:33.357	00.000
11	1:33.357	00.000
19	1:33.357	00.000
26	1:33.357	00.000

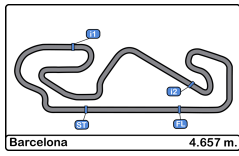


Circuit de Barcelona
Euroformula Open
Race - 1
Best Sectors Results



Sector - 1			Sector - 2			Sector - 3			Ideal Lap vs Best Lap						
Clas	Nº	Driver	Time	Nº	Driver	Time	Nº	Driver	Time	Clas	Nº	Driver	Ideal Lap	Best Lap	Clas
1	19	Noel Leon	28.568	5	Charlie Wurz	37.156	5	Charlie Wurz	27.098	1	5	Charlie Wurz	1:32.857	1:32.967	1
2	5	Charlie Wurz	28.603	15	Enzo Trulli	37.209	15	Enzo Trulli	27.147	2	15	Enzo Trulli	1:33.016	1:33.133	2
3	73	Cian Shields	28.640	19	Noel Leon	37.379	11	Levente Révész	27.245	3	19	Noel Leon	1:33.198	1:33.359	3
4	15	Enzo Trulli	28.660	84	Francesco Simonazzi	37.426	19	Noel Leon	27.251	4	84	Francesco Simonazzi	1:33.405	1:33.632	5
5	84	Francesco Simonazzi	28.673	73	Cian Shields	37.458	84	Francesco Simonazzi	27.306	5	11	Levente Révész	1:33.419	1:33.556	4
6	11	Levente Révész	28.708	11	Levente Révész	37.466	26	Jakob Bergmeister	27.421	6	73	Cian Shields	1:33.604	1:33.649	6
7	26	Jakob Bergmeister	28.721	26	Jakob Bergmeister	37.561	73	Cian Shields	27.506	7	26	Jakob Bergmeister	1:33.703	1:33.806	7
8	7	Vladimir Netusil	29.616	7	Vladimir Netusil	39.188	7	Vladimir Netusil	28.765	8	7	Vladimir Netusil	1:37.569	1:44.295	8



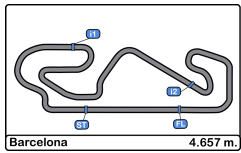


Circuit de Barcelona
Euroformula Open
Race - 1
Leader Sequence



N°	Driver	Nat	Cat	Clas	Team	Nat	Vehicle	Start Lap	End Lap	Laps	Total Laps
15	Enzo Trulli				CryptoTower Racing Team		Dallara F320 Spiess	1	17	17	17



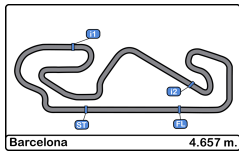


Circuit de Barcelona
Euroformula Open
Race - 1
Best 5 Lap Times



Cls	N°	Driver	Nat	Cat	Cls	Team	Nat	Vehicle	Best 1		Best 2		Best 3		Best 4		Best 5	
									Time	Lap	Time	Lap	Time	Lap	Time	Lap	Time	Lap
1	5	Charlie Wurz		AUT		CryptoTower Racing		Dallara F320 Spiess	1:32.967	6	1:33.135	7	1:33.165	9	1:33.228	17	1:33.292	8
2	15	Enzo Trulli		ITA		CryptoTower Racing		Dallara F320 Spiess	1:33.133	8	1:33.258	9	1:33.357	6	1:33.362	16	1:33.372	5
3	19	Noel Leon		MEX		Team Motopark		Dallara F320 Spiess	1:33.359	4	1:33.453	7	1:33.547	8	1:33.576	5	1:33.585	3
4	11	Levente Révész		HUN		Team Motopark		Dallara F320 Spiess	1:33.556	7	1:33.596	8	1:33.602	4	1:33.750	2	1:33.896	3
5	84	Francesco Simonazzi		ITA		BVM Racing		Dallara F320 Spiess	1:33.632	5	1:33.633	2	1:33.690	6	1:33.716	3	1:33.760	4
6	73	Cian Shields		GBR		Team Motopark		Dallara F320 Spiess	1:33.649	6	1:33.747	7	1:33.762	9	1:33.845	5	1:33.902	8
7	26	Jakob Bergmeister		DEU	R 1	CryptoTower Racing		Dallara F320 Spiess	1:33.806	6	1:33.928	3	1:33.986	8	1:34.042	2	1:34.114	9
8	7	Vladimir Netusil		CZE	GC 1	Effective Racing		Dallara F320 HWA	1:44.295	1	1:45.712	2	1:53.565	5	3:57.015	3	14:31.03	4



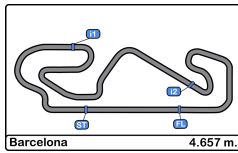


Circuit de Barcelona
Euroformula Open
Race - 1
Best 5 Top Speeds



Clas	Nº	Driver	Nat	Cat	Cls	Team	Nat	Vehicle	Top 1		Top 2		Top 3		Top 4		Top 5		Avg	
									Km/h	Lap	Km/h	Lap	Km/h	Lap	Km/h	Lap	Km/h	Lap		
1	19	Noel Leon		MXR		Team Motopark		Dallara F320 Spiess	242.6	3	239.4	4	237.8	8	237.8	9	237.3	2	239.0	
2	5	Charlie Wurz		AUT		CryptoTower Racing Team		Dallara F320 Spiess	240.5	5	238.4	3	237.3	6	236.8	13	236.3	2	237.8	
3	73	Cian Shields		GBR		Team Motopark		Dallara F320 Spiess	240.5	5	238.9	3	237.3	2	236.8	13	235.8	6	237.8	
4	11	Levente Révész		HUN		Team Motopark		Dallara F320 Spiess	239.4	17	237.3	14	236.8	16	235.8	9	235.2	15	236.9	
5	84	Francesco Simonazzi		ITA		BVM Racing		Dallara F320 Spiess	236.3	15	235.2	17	234.7	2	234.7	3	234.7	9	235.1	
6	26	Jakob Bergmeister		DEU	R	1	CryptoTower Racing Team		Dallara F320 Spiess	235.2	2	235.2	3	234.7	6	234.2	5	234.2	7	234.7
7	7	Vladimir Netusil		CZE	GC	1	Effective Racing		Dallara F320 HWA	233.7	2	210.1	1	203.7	5	172.8	3	162.1	4	196.5
8	15	Enzo Trulli		ITA		CryptoTower Racing Team		Dallara F320 Spiess	232.7	3	232.2	5	232.2	8	232.2	9	231.7	6	232.2	



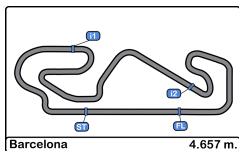


Circuito de Barcelona
Euroformula Open
Race - 1
Fastest Laps Sequence



Lap	Time of Day	Session Time	Nº Driver	Nat	Cat	Team	Nat	Vehicle	Time	Km/h
2	16:56:02.728	3:10.728	15 Enzo Trulli		ITA	CryptoTower Racing Team		Dallara F320 Spiess	1:33.422	179.4
4	16:59:13.995	6:21.995	19 Noel Leon		MEX	Team Motopark		Dallara F320 Spiess	1:33.359	179.5
6	17:02:16.524	9:24.524	15 Enzo Trulli		ITA	CryptoTower Racing Team		Dallara F320 Spiess	1:33.357	179.5
6	17:02:19.802	9:27.802	5 Charlie Wurz		AUT	CryptoTower Racing Team		Dallara F320 Spiess	1:32.967	180.3





Circuit de Barcelona

Euroformula Open

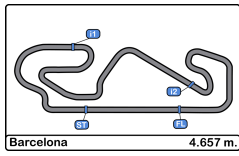
Race - 1

Event Best Maximum Speed



Nº	Driver	Nat	Cat	Clas	Team	Nat	Vehicle	Km/h	Session
19	Noel Leon				Team Motopark		Dallara F320 Spiess	242.6	Race - 1
7	Vladimir Netusil		GC	1	Effective Racing		Dallara F320 HWA	241.6	Qualifying
84	Francesco Simonazzi				BVM Racing		Dallara F320 Spiess	240.5	Qualifying
5	Charlie Wurz				CryptoTower Racing Team		Dallara F320 Spiess	240.5	Race - 1
73	Cian Shields				Team Motopark		Dallara F320 Spiess	240.5	Race - 1
15	Enzo Trulli				CryptoTower Racing Team		Dallara F320 Spiess	240.0	Qualifying
11	Levente Révész				Team Motopark		Dallara F320 Spiess	239.4	Qualifying
26	Jakob Bergmeister		R	1	CryptoTower Racing Team		Dallara F320 Spiess	237.8	Qualifying





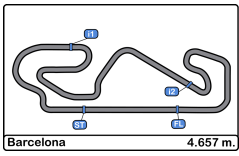
Circuit de Barcelona
Euroformula Open
Race - 1
Lap Chart



LAP

Nr	Pos	Grid	1	2	3	4	5	6	7	8	9	10	11	12	13	14	15	16	17
15	1	15	15	15	15	15	15	15	15	15	15	15	15	15	15	15	15	15	15
5	2	5	84	84	84	84	84	84	84	5	5	5	5	5	5	5	5	5	5
19	3	19	11	11	11	11	11	5	5	84	84	84	84	84	73	73	73	73	73
73	4	73	5	5	5	5	5	11	11	11	11	73	73	73	84	84	84	84	84
84	5	84	26	26	26	19	19	19	19	19	19	26	26	26	11	11	11	11	11
26	6	26	73	73	19	26	73	73	73	73	73	11	11	11	26	26	26	26	26
11	7	11	19	19	73	73	26	26	26	26	26								
7	8	7	7	7	7	7	7												

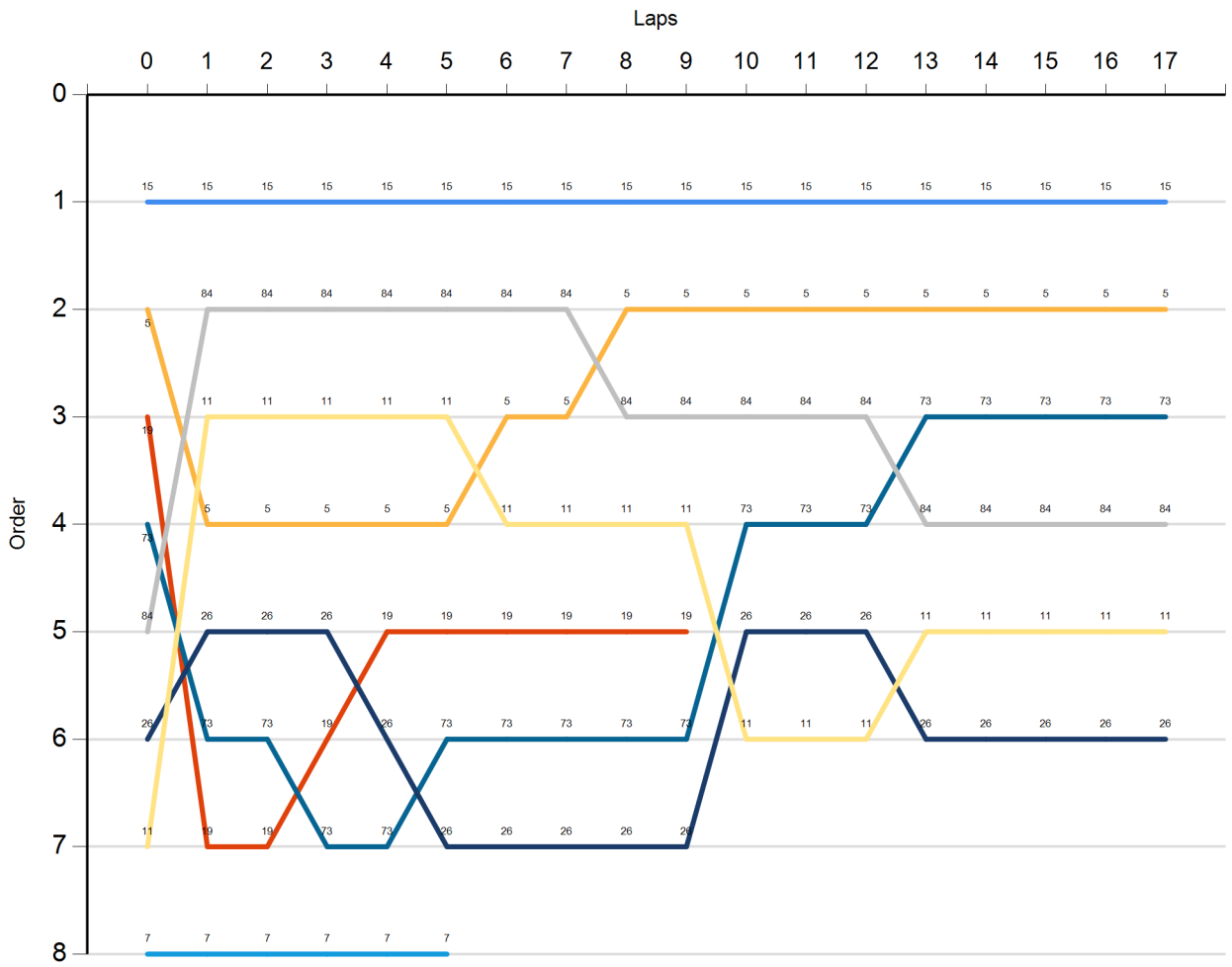


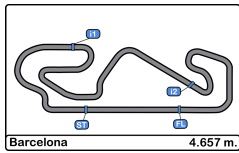


Circuit de Barcelona
Euroformula Open
Race - 1
Graphic Lap Chart



- 15
- 5
- 19
- 73
- 84
- 26
- 11
- 7



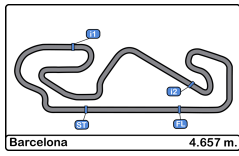


Circuit de Barcelona
Euroformula Open
Race - 1
Pit Stop Analysis

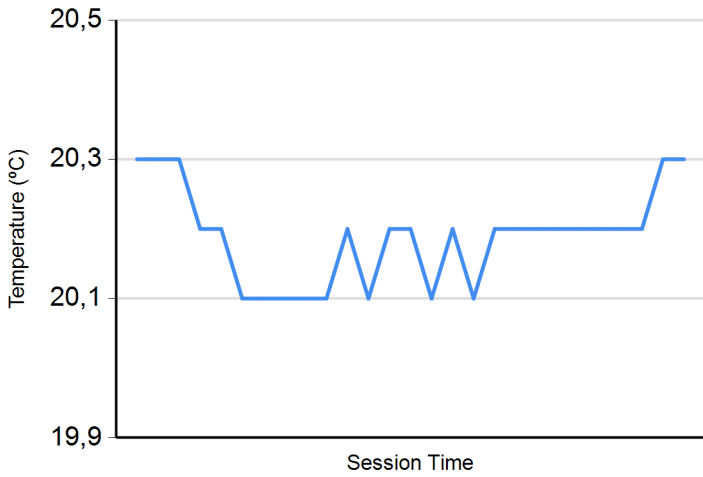


Or d.	Nr.	In Day Time	Driver	Nat	Cat	Team	Nat	Vehicle	In Time	Stop N°	Pit Time	Handicap	Dif.
1	7	16:56:17.815	Vladimir Netusil		GC	Effective Racing		Dallara F320 HWA	3:25.757	1	2:14.810		
2	7	17:00:14.591	Vladimir Netusil		GC	Effective Racing		Dallara F320 HWA	7:22.533	2	12:47.441		
3	11	17:08:59.734	Levente Révész			Team Motopark		Dallara F320 Spiess	16:07.676	1	1:09.464		

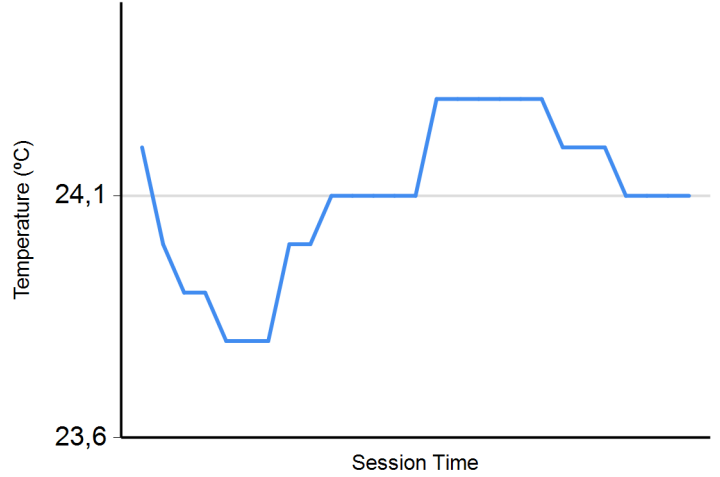




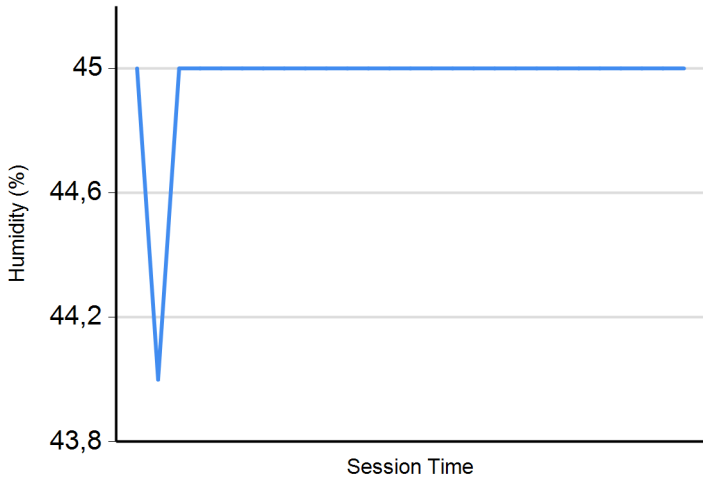
Air Temperature



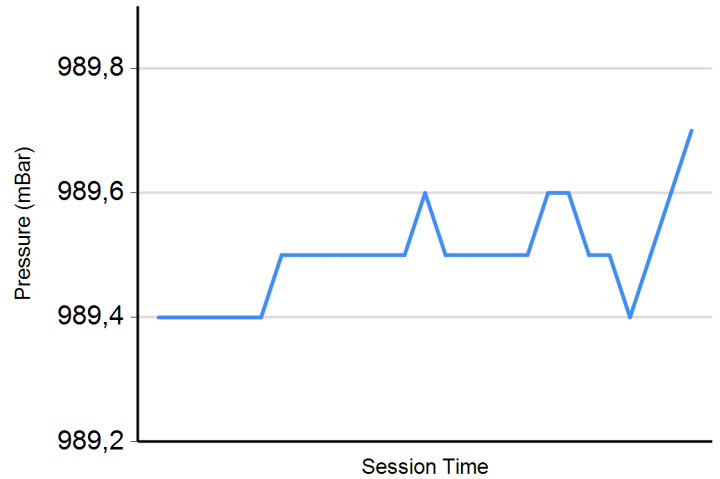
Track Temperature



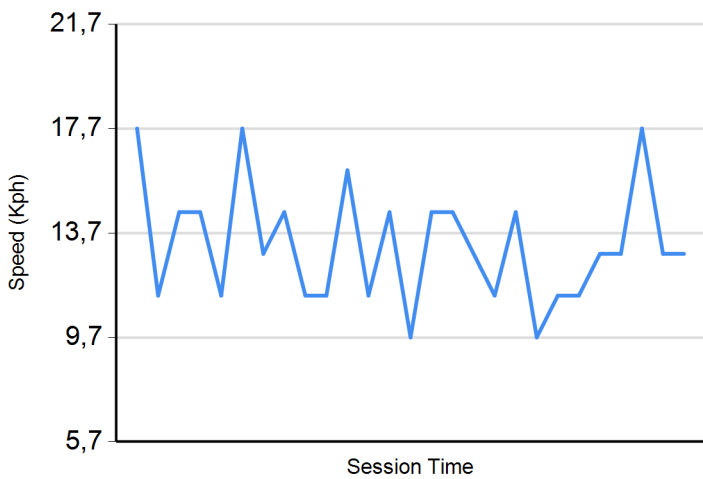
Humidity



Pressure



Wind Speed



Wind direction

North = 0°/360° Est = 90° South = 180° West = 270°

