

**Circuit de Barcelona**  
**Euroformula Open**  
**Qualifying**  
**Provisional Results**



Clas	Nº	Driver	Nat	Cat	Clas	Team	Nat	Vehicle	Laps	Best	Time	Gap	Interval	Km/h
1	15	Enzo Trulli	ITA			CryptoTower Racing Team	JPN	Dallara F320 Spiess	11	10	1:31.246			183.7
2	5	Charlie Wurz	AUT			CryptoTower Racing Team	JPN	Dallara F320 Spiess	10	9	1:31.319	0.073	0.073	183.5
3	19	Noel Leon	MEX			Team Motopark	DEU	Dallara F320 Spiess	10	9	1:31.561	0.315	0.242	183.1
4	73	Cian Shields	GBR			Team Motopark	DEU	Dallara F320 Spiess	10	9	1:31.605	0.359	0.044	183.0
5	84	Francesco Simonazzi	ITA			BVM Racing	ITA	Dallara F320 Spiess	11	10	1:31.936	0.690	0.331	182.3
6	26	Jakob Bergmeister	DEU	R	1	CryptoTower Racing Team	JPN	Dallara F320 Spiess	12	9	1:32.177	0.931	0.241	181.8
7	11	Levente Révész	HUN			Team Motopark	DEU	Dallara F320 Spiess	11	10	1:32.245	0.999	0.068	181.7
8	7	Vladimir Netusil	CZE	GC	1	Effective Racing	CZE	Dallara F320 HWA	10	6	1:33.763	2.517	1.518	178.8

Published at:.....

Track Temp: **14.5 °C** Air Temp: **17.7 °C** Humidity: **54 %** Track Status: **DRY**

**Race Director:**

Xavier Boné

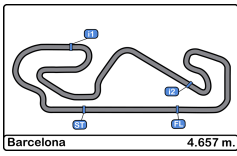
DC-0773-ESP/CAT

**Timekeeper:**

Luis Garcia

JOB-1605-ESP/M





**Circuit de Barcelona**  
**Euroformula Open**  
**Qualifying**  
**Provisional Results by Category**



Rookie														
Clas	Nº	Driver	Nat	Cat	Clas	Team	Nat	Vehicle	Laps	Best	Time	Gap	Interval	Km/h
1	26	Jakob Bergmeister		R	1	CryptoTower Racing Team		Dallara F320 Spiess	12	9	1:32.177			181.8

GC														
Clas	Nº	Driver	Nat	Cat	Clas	Team	Nat	Vehicle	Laps	Best	Time	Gap	Interval	Km/h
1	7	Vladimir Netusil		GC	1	Effective Racing		Dallara F320 HWA	10	6	1:33.763			178.8

Clas	Nº	Driver	Nat	Cat	Clas	Team	Nat	Vehicle	Laps	Best	Time	Gap	Interval	Km/h
1	15	Enzo Trulli				CryptoTower Racing Team		Dallara F320 Spiess	11	10	1:31.246			183.7
2	5	Charlie Wurz				CryptoTower Racing Team		Dallara F320 Spiess	10	9	1:31.319	0.073	0.073	183.5
3	19	Noel Leon				Team Motopark		Dallara F320 Spiess	10	9	1:31.561	0.315	0.242	183.1
4	73	Cian Shields				Team Motopark		Dallara F320 Spiess	10	9	1:31.605	0.359	0.044	183.0
5	84	Francesco Simonazzi				BVM Racing		Dallara F320 Spiess	11	10	1:31.936	0.690	0.331	182.3
6	11	Levente Révész				Team Motopark		Dallara F320 Spiess	11	10	1:32.245	0.999	0.309	181.7

Published at:.....

Track Temp: 14.5 °C    Air Temp: 17.7 °C    Humidity: 54 %    Track Status: DRY

**Race Director:**

Xavier Boné

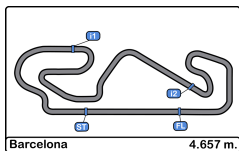
DC-0773-ESP/CAT

**Timekeeper:**

Luis Garcia

JOB-1605-ESP/M





**Circuit de Barcelona**  
Euroformula Open  
Qualifying  
Lap Analysis



**5** Charlie Wurz Dallara F320 Spiess **19** Noel Leon Dallara F320 Spiess

CryptoTower Racing Team

Team Motopark

Lap	D	Time	Sector 1	Sector 2	Sector 3	T. Spd	Elapsed	Lap	D	Time	Sector 1	Sector 2	Sector 3	T. Spd	Elapsed
1		11:03:15.751	11:02:00.312	43.685	31.754	159.5	11:03:15.751	1		11:03:32.902	11:02:22.427	41.862	28.613	165.3	11:03:32.902
2		1:40.392	32.007	40.211	28.174	218.6	11:04:56.143	2		1:55.032	39.093	45.818	30.121	231.2	11:05:27.934
3		1:32.516	28.642	37.099	26.775	236.3	11:06:28.659	3		1:32.639	28.648	37.262	26.729	236.3	11:07:00.573
4		1:32.092	28.492	37.013	26.587	237.8	11:08:00.751	4		1:32.300	28.411	37.070	26.819	239.4	11:08:32.873
5		1:42.312 P	30.157	38.672	33.483	237.8	11:09:43.063	5		1:39.334 P	28.425	37.247	33.662	238.4	11:10:12.207
6		4:45.334	3:30.968	43.398	30.968	160.0	11:14:28.397	6		5:18.960	4:09.146	41.114	28.700	158.8	11:15:31.167
7		1:38.615	31.268	39.513	27.834	223.1	11:16:07.012	7		1:35.863	29.400	38.798	27.665	233.7	11:17:07.030
8		1:31.474	28.273	36.771	26.430	237.8	11:17:38.486	8		1:31.646	28.227	36.870	26.549	238.4	11:18:38.676
9		1:31.319	28.204	36.703	26.412	238.9	11:19:09.805	9		1:31.561	28.286	36.781	26.494	238.4	11:20:10.237
10		1:55.091 P	35.001	42.406	37.684	227.3	11:21:04.896	10		1:46.535 P	28.326	36.930	41.279	238.4	11:21:56.772

**7** Vladimir Netusil Dallara F320 HWA **26** Jakob Bergmeister Dallara F320 Spiess

GC

Effective Racing

Rookie

CryptoTower Racing Team

Lap	D	Time	Sector 1	Sector 2	Sector 3	T. Spd	Elapsed	Lap	D	Time	Sector 1	Sector 2	Sector 3	T. Spd	Elapsed
1		11:03:31.893	11:02:18.702	43.937	29.254	154.7	11:03:31.893	1		11:04:16.345 P	11:02:02.426	1:25.669	48.250	156.5	11:04:16.345
2		1:35.239	29.254	38.326	27.659	238.9	11:05:07.132	2		2:31.228	1:14.205	44.434	32.589	158.1	11:06:47.573
3		1:34.109	28.746	37.715	27.648	240.5	11:06:41.241	3		1:34.079	29.098	37.732	27.249	235.8	11:08:21.652
4		1:58.582	28.789	37.711	52.082	241.6	11:08:39.823	4		1:33.343	28.833	37.477	27.033	235.8	11:09:54.995
5		1:33.802	28.737	37.569	27.496	241.0	11:10:13.625	5		1:32.514	28.520	37.198	26.796	237.3	11:11:27.509
6		1:33.763	28.658	37.686	27.419	240.5	11:11:47.388	6		1:44.265 P	28.700	37.396	38.169	236.8	11:13:11.774
7		1:34.455	28.817	37.865	27.773	241.0	11:13:21.843	7		3:06.197	1:55.014	42.563	28.620	161.1	11:16:17.971
8		1:35.588	28.804	38.029	28.755	240.5	11:14:57.431	8		1:34.625	29.608	38.019	26.998	225.9	11:17:52.596
9		1:34.665	28.994	37.857	27.814	240.5	11:16:32.096	9		1:32.177	28.502	37.141	26.534	237.3	11:19:24.773
10		2:00.795 P	32.187	45.696	42.912	241.0	11:18:32.891	10		1:32.271	28.446	37.017	26.808	237.8	11:20:57.044

**11** Levente Révész Dallara F320 Spiess

Team Motopark

**11** 1:32.288 28.471 37.193 26.624 236.3 11:22:29.332

**12** 1:48.120 P 29.431 38.746 39.943 237.8 11:24:17.452

**73** Cian Shields Dallara F320 Spiess

Team Motopark

Lap	D	Time	Sector 1	Sector 2	Sector 3	T. Spd	Elapsed	Lap	D	Time	Sector 1	Sector 2	Sector 3	T. Spd	Elapsed
1		11:03:31.815	11:02:15.547	44.472	31.796	164.8	11:03:31.815	1		11:03:21.613	11:02:07.247	43.284	31.082	144.5	11:03:21.613
2		1:44.256	31.813	43.991	28.452	226.8	11:05:16.071	2		1:43.070	33.620	41.445	28.005	204.5	11:05:04.683
3		1:34.871	28.852	37.702	28.317	236.3	11:06:50.942	3		1:32.850	28.609	37.293	26.948	237.8	11:06:37.533
4		1:32.934	28.505	37.397	27.032	239.4	11:08:23.876	4		1:32.362	28.397	37.150	26.815	239.4	11:08:09.895
5		1:41.550 P	28.506	37.589	35.455	238.9	11:10:05.426	5		1:46.845 P	28.809	40.046	37.990	239.4	11:09:56.740
6		4:51.725	3:41.524	41.412	28.789	166.6	11:14:57.151	6		6:22.338	5:07.041	45.690	29.607	161.1	11:16:19.078
7		1:41.757	31.969	41.772	28.016	229.2	11:16:38.908	7		1:37.211	30.376	38.339	28.496	225.4	11:17:56.289
8		1:32.401	28.518	37.269	26.614	237.3	11:18:11.309	8		1:31.900	28.360	36.884	26.656	238.4	11:19:28.189
9		1:32.260	28.450	37.121	26.689	237.8	11:19:43.569	9		1:31.605	28.196	36.787	26.622	239.4	11:20:59.794
10		1:32.245	28.411	37.113	26.721	237.3	11:21:15.814	10		1:46.148 P	28.317	39.346	38.485	239.4	11:22:45.942
11		1:41.955 P	28.381	37.153	36.421	238.4	11:22:57.769								

**15** Enzo Trulli Dallara F320 Spiess

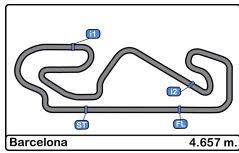
CryptoTower Racing Team

**84** Francesco Simonazzi Dallara F320 Spiess

BVM Racing

Lap	D	Time	Sector 1	Sector 2	Sector 3	T. Spd	Elapsed	Lap	D	Time	Sector 1	Sector 2	Sector 3	T. Spd	Elapsed
1		11:03:39.853	11:02:26.729	43.271	29.853	160.4	11:03:39.853	1		11:03:01.791	11:01:51.829	41.005	28.957	155.8	11:03:01.791
2		1:41.795	30.399	43.900	27.496	233.2	11:05:21.648	2		1:35.579	29.482	38.639	27.458	236.3	11:04:37.370
3		1:34.732	30.331	37.473	26.928	237.8	11:06:56.380	3		1:33.091	28.629	37.422	27.040	237.8	11:06:10.461
4		1:32.340	28.421	37.109	26.810	240.0	11:08:28.720	4		1:32.551	28.477	37.216	26.858	239.4	11:07:43.012
5		1:39.738 P	28.413	36.992	34.333	238.9	11:10:08.458	5		1:32.645	28.493	37.201	26.951	239.4	11:09:15.657
6		3:41.988	2:28.635	42.902	30.451	129.0	11:13:50.446	6		1:38.277 P	28.502	37.366	32.409	238.9	11:10:53.934
7		1:39.046	31.272	40.640	27.134	233.2	11:15:29.492	7		4:38.290	3:29.199	40.370	28.721	156.2	11:15:32.224
8		1:31.756	28.322	36.876	26.558	237.8	11:17:01.248	8		1:36.952	29.331	38.919	28.702	239.4	11:17:09.176
9		1:31.379	28.203	36.705	26.471	238.4	11:18:32.627	9		1:32.208	28.363	37.175	26.670	240.0	11:18:41.384
10		1:31.246	28.187	36.659	26.400	238.9	11:20:03.873	10		1:31.936	28.295	37.082	26.559	240.5	11:20:13.320
11		1:48.923 P	28.344	40.843	39.736	238.9	11:21:52.796	11		1:44.345 P	28.472	37.239	38.634	240.5	11:21:57.665



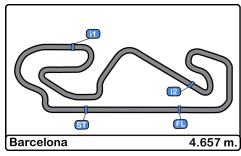


**Circuit de Barcelona**  
**Euroformula Open**  
**Qualifying**  
**Best Sectors Results**



Sector - 1			Sector - 2			Sector - 3			Ideal Lap vs Best Lap						
Clas	Nº	Driver	Time	Nº	Driver	Time	Nº	Driver	Time	Clas	Nº	Driver	Ideal Lap	Best Lap	Clas
1	15	Enzo Trulli	28.187	15	Enzo Trulli	36.659	15	Enzo Trulli	26.400	1	15	Enzo Trulli	1:31.246	1:31.246	1
2	73	Cian Shields	28.196	5	Charlie Wurz	36.703	5	Charlie Wurz	26.412	2	5	Charlie Wurz	1:31.319	1:31.319	2
3	5	Charlie Wurz	28.204	19	Noel Leon	36.781	19	Noel Leon	26.494	3	19	Noel Leon	1:31.502	1:31.561	3
4	19	Noel Leon	28.227	73	Cian Shields	36.787	26	Jakob Bergmeister	26.534	4	73	Cian Shields	1:31.605	1:31.605	4
5	84	Francesco Simonazzi	28.295	26	Jakob Bergmeister	37.017	84	Francesco Simonazzi	26.559	5	84	Francesco Simonazzi	1:31.936	1:31.936	5
6	11	Levente Révész	28.381	84	Francesco Simonazzi	37.082	11	Levente Révész	26.614	6	26	Jakob Bergmeister	1:31.997	1:32.177	6
7	26	Jakob Bergmeister	28.446	11	Levente Révész	37.113	73	Cian Shields	26.622	7	11	Levente Révész	1:32.108	1:32.245	7
8	7	Vladimir Netusil	28.658	7	Vladimir Netusil	37.569	7	Vladimir Netusil	27.419	8	7	Vladimir Netusil	1:33.646	1:33.763	8



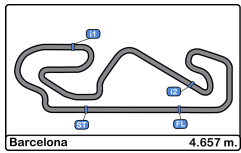


**Circuit de Barcelona**  
**Euroformula Open**  
**Qualifying**  
**Best 5 Lap Times**



Cls	N°	Driver	Nat	Cat	Cls	Team	Nat	Vehicle	Best 1		Best 2		Best 3		Best 4		Best 5	
									Time	Lap	Time	Lap	Time	Lap	Time	Lap	Time	Lap
1	15	Enzo Trulli		ITA		CryptoTower Racing		Dallara F320 Spiess	1:31.246	10	1:31.379	9	1:31.756	8	1:32.340	4	1:34.732	3
2	5	Charlie Wurz		AUT		CryptoTower Racing		Dallara F320 Spiess	1:31.319	9	1:31.474	8	1:32.092	4	1:32.516	3	1:38.615	7
3	19	Noel Leon		MEX		Team Motopark		Dallara F320 Spiess	1:31.561	9	1:31.646	8	1:32.300	4	1:32.639	3	1:35.863	7
4	73	Cian Shields		GBR		Team Motopark		Dallara F320 Spiess	1:31.605	9	1:31.900	8	1:32.362	4	1:32.850	3	1:37.211	7
5	84	Francesco Simonazzi		ITA		BVM Racing		Dallara F320 Spiess	1:31.936	10	1:32.208	9	1:32.551	4	1:32.645	5	1:33.091	3
6	26	Jakob Bergmeister		DEU	R 1	CryptoTower Racing		Dallara F320 Spiess	1:32.177	9	1:32.271	10	1:32.288	11	1:32.514	5	1:33.343	4
7	11	Levente Révész		HUN		Team Motopark		Dallara F320 Spiess	1:32.245	10	1:32.260	9	1:32.401	8	1:32.934	4	1:34.871	3
8	7	Vladimir Netusil		CZE	GC 1	Effective Racing		Dallara F320 HWA	1:33.763	6	1:33.802	5	1:34.109	3	1:34.455	7	1:34.665	9



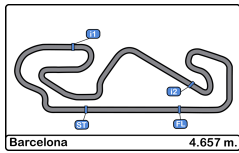


**Circuit de Barcelona**  
**Euroformula Open**  
**Qualifying**  
**Best 5 Top Speeds**



Clas	Nº	Driver	Nat	Cat	Cls	Team	Nat	Vehicle	Top 1		Top 2		Top 3		Top 4		Top 5		Avg
									Km/h	Lap	Km/h	Lap	Km/h	Lap	Km/h	Lap	Km/h	Lap	
1	7	Vladimir Netusil	CZE	GC	1	Effective Racing	CZE	Dallara F320 HWA	241.6	4	241.0	5	241.0	7	241.0	10	240.5	3	241.0
2	84	Francesco Simonazzi	ITA			BVM Racing	ITA	Dallara F320 Spiess	240.5	10	240.5	11	240.0	9	239.4	4	239.4	5	240.0
3	15	Enzo Trulli	ITA			CryptoTower Racing Team	JPN	Dallara F320 Spiess	240.0	4	238.9	5	238.9	10	238.9	11	238.4	9	239.0
4	11	Levente Révész	HUN			Team Motopark	DEU	Dallara F320 Spiess	239.4	4	238.9	5	238.4	11	237.8	9	237.3	8	238.4
5	19	Noel Leon	MEX			Team Motopark	DEU	Dallara F320 Spiess	239.4	4	238.4	5	238.4	8	238.4	9	238.4	10	238.6
6	73	Cian Shields	GBR			Team Motopark	DEU	Dallara F320 Spiess	239.4	4	239.4	5	239.4	9	239.4	10	238.4	8	239.2
7	5	Charlie Wurz	AUT			CryptoTower Racing Team	JPN	Dallara F320 Spiess	238.9	9	237.8	4	237.8	5	237.8	8	236.3	3	237.7
8	26	Jakob Bergmeister	DEU	R	1	CryptoTower Racing Team	JPN	Dallara F320 Spiess	237.8	10	237.8	12	237.3	5	237.3	9	236.8	6	237.4



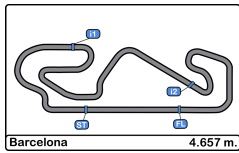


**Circuit de Barcelona**  
**Euroformula Open**  
**Qualifying**  
**Fastest Laps Sequence**



Lap	Time of Day	Session Time	Nº Driver	Nat	Cat	Team	Nat	Vehicle	Time	Km/h
2	11:04:37.370	4:37.370	84 Francesco Simonazzi	ITA	ITA	BVM Racing	ITA	Dallara F320 Spiess	1:35.579	175.4
2	11:05:07.132	5:07.132	7 Vladimir Netusil	CZE	CZE	GC Effective Racing	CZE	Dallara F320 HWA	1:35.239	176.0
3	11:06:10.461	6:10.461	84 Francesco Simonazzi	ITA	ITA	BVM Racing	ITA	Dallara F320 Spiess	1:33.091	180.0
3	11:06:28.659	6:28.659	5 Charlie Wurz	AUT	AUT	CryptoTower Racing Team	JPN	Dallara F320 Spiess	1:32.516	181.2
4	11:08:00.751	8:00.751	5 Charlie Wurz	AUT	AUT	CryptoTower Racing Team	JPN	Dallara F320 Spiess	1:32.092	182.0
8	11:17:01.248	17:01.248	15 Enzo Trulli	ITA	ITA	CryptoTower Racing Team	JPN	Dallara F320 Spiess	1:31.756	182.7
8	11:17:38.486	17:38.486	5 Charlie Wurz	AUT	AUT	CryptoTower Racing Team	JPN	Dallara F320 Spiess	1:31.474	183.2
9	11:18:32.627	18:32.627	15 Enzo Trulli	ITA	ITA	CryptoTower Racing Team	JPN	Dallara F320 Spiess	1:31.379	183.4
9	11:19:09.805	19:09.805	5 Charlie Wurz	AUT	AUT	CryptoTower Racing Team	JPN	Dallara F320 Spiess	1:31.319	183.5
10	11:20:03.873	20:03.873	15 Enzo Trulli	ITA	ITA	CryptoTower Racing Team	JPN	Dallara F320 Spiess	1:31.246	183.7





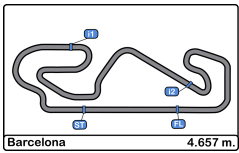
**Circuito de Barcelona**  
**Euroformula Open**  
**Qualifying**  
**Event Best Maximum Speed**



Nº	Driver	Nat	Cat	Clas	Team	Nat	Vehicle	Km/h	Session
7	Vladimir Netusil		CZE	GC 1	Effective Racing		Dallara F320 HWA	241.6	Qualifying
84	Francesco Simonazzi		ITA		BVM Racing		Dallara F320 Spiess	240.5	Qualifying
15	Enzo Trulli		ITA		CryptoTower Racing Team		Dallara F320 Spiess	240.0	Qualifying
11	Levente Révész		HUN		Team Motopark		Dallara F320 Spiess	239.4	Qualifying
19	Noel Leon		MEX		Team Motopark		Dallara F320 Spiess	239.4	Qualifying
73	Cian Shields		GBR		Team Motopark		Dallara F320 Spiess	239.4	Qualifying
5	Charlie Wurz		AUT		CryptoTower Racing Team		Dallara F320 Spiess	238.9	Qualifying
26	Jakob Bergmeister		DEU	R 1	CryptoTower Racing Team		Dallara F320 Spiess	237.8	Qualifying







**Circuit de Barcelona**  
**Euroformula Open**  
**Qualifying**  
**Pit Stop Analysis**



**5** Charlie Wurz Dallara F320 Spiess  
 CryptoTower Racing Team

N°	In Day Time	In Time	Out Time	Pit Time	T. Pit Time	Handicap	Diff.
1	11:09:38.662	11:09:38.662	11:12:39.102	3:00.440	3:00.440		

**11** Levente Révész Dallara F320 Spiess  
 Team Motopark

N°	In Day Time	In Time	Out Time	Pit Time	T. Pit Time	Handicap	Diff.
1	11:10:01.258	11:10:01.258	11:13:13.488	3:12.230	3:12.230		

**15** Enzo Trulli Dallara F320 Spiess  
 CryptoTower Racing Team

N°	In Day Time	In Time	Out Time	Pit Time	T. Pit Time	Handicap	Diff.
1	11:10:03.030	11:10:03.030	11:11:59.282	1:56.252	1:56.252		

**19** Noel Leon Dallara F320 Spiess  
 Team Motopark

N°	In Day Time	In Time	Out Time	Pit Time	T. Pit Time	Handicap	Diff.
1	11:10:07.730	11:10:07.730	11:13:47.132	3:39.402	3:39.402		

**26** Jakob Bergmeister Dallara F320 Spiess  
 Rookie  
 CryptoTower Racing Team

N°	In Day Time	In Time	Out Time	Pit Time	T. Pit Time	Handicap	Diff.
1	11:04:12.575	11:04:12.575	11:04:57.636	45.061	45.061		
2	11:13:07.391	11:13:07.391	11:14:33.360	1:25.969	2:11.030		

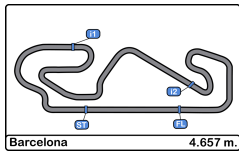
**73** Cian Shields Dallara F320 Spiess  
 Team Motopark

N°	In Day Time	In Time	Out Time	Pit Time	T. Pit Time	Handicap	Diff.
1	11:09:52.427	11:09:52.427	11:14:28.295	4:35.868	4:35.868		

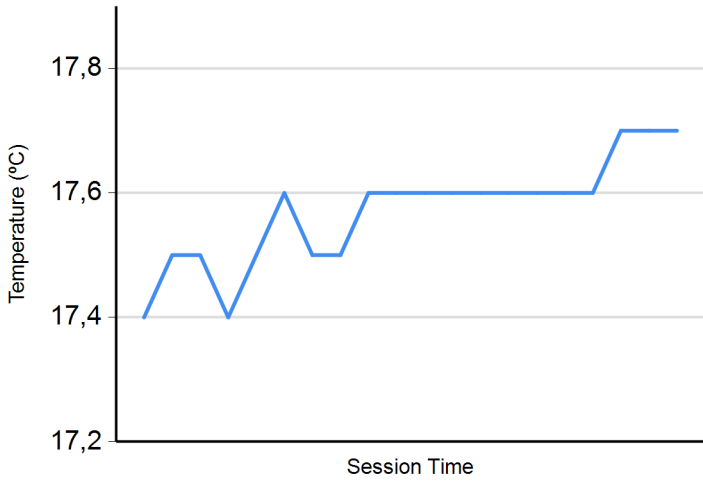
**84** Francesco Simonazzi Dallara F320 Spiess  
 BVM Racing

N°	In Day Time	In Time	Out Time	Pit Time	T. Pit Time	Handicap	Diff.
1	11:10:49.985	11:10:49.985	11:13:48.286	2:58.301	2:58.301		

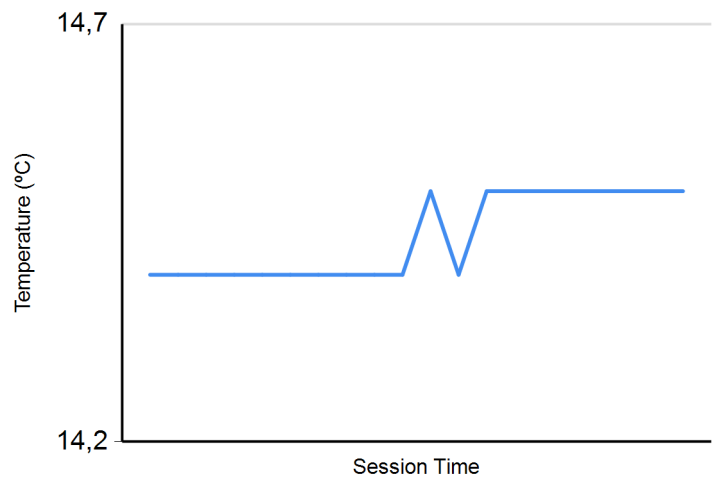




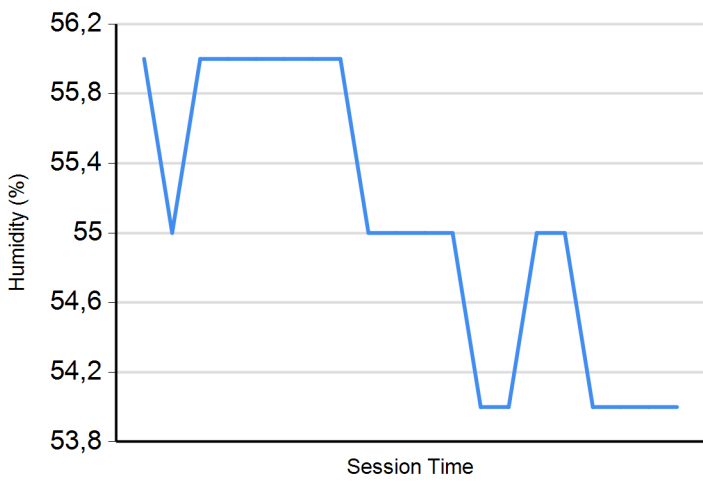
**Air Temperature**



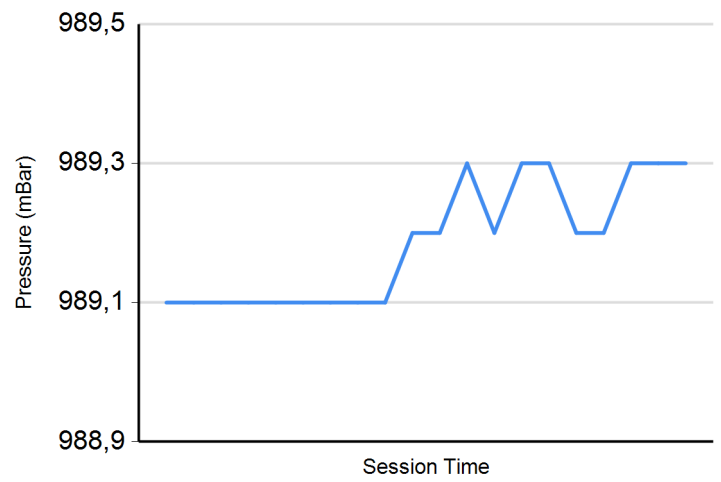
**Track Temperature**



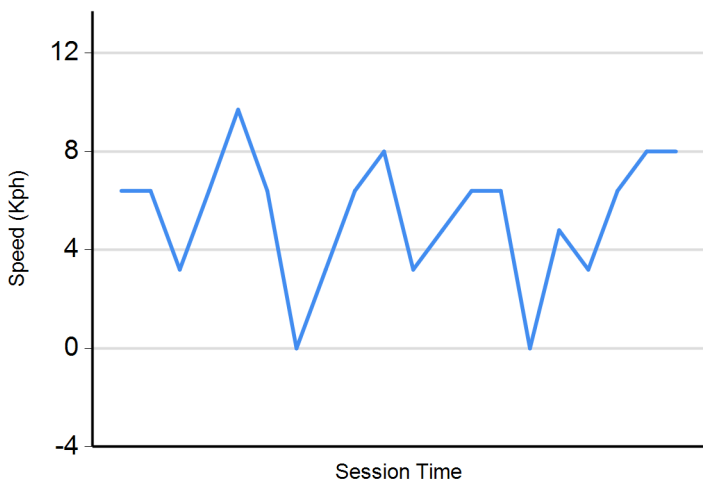
**Humidity**



**Pressure**



**Wind Speed**



**Wind direction**

North = 0°/360° Est = 90° South = 180° West = 270°

