

Circuit de Barcelona
Euroformula Open
Free Practice - 2
Provisional Results



Clas	Nº	Driver	Nat	Cat	Clas	Team	Nat	Vehicle	Laps	Best	Time	Gap	Interval	Km/h
1	19	Noel Leon	MEX			Team Motopark	DEU	Dallara F320 Spiess	19	17	1:33.012			180.2
2	5	Charlie Wurz	AUT			CryptoTower Racing Team	JPN	Dallara F320 Spiess	21	13	1:33.116	0.104	0.104	180.0
3	73	Cian Shields	GBR			Team Motopark	DEU	Dallara F320 Spiess	17	15	1:33.246	0.234	0.130	179.7
4	15	Enzo Trulli	ITA			CryptoTower Racing Team	JPN	Dallara F320 Spiess	17	16	1:33.289	0.277	0.043	179.7
5	11	Levente Révész	HUN			Team Motopark	DEU	Dallara F320 Spiess	19	10	1:33.591	0.579	0.302	179.1
6	26	Jakob Bergmeister	DEU	R	1	CryptoTower Racing Team	JPN	Dallara F320 Spiess	19	14	1:33.597	0.585	0.006	179.1
7	84	Francesco Simonazzi	ITA			BVM Racing	ITA	Dallara F320 Spiess	21	13	1:33.831	0.819	0.234	178.6
8	7	Vladimir Netusil	CZE	GC	1	Effective Racing	CZE	Dallara F320 HWA	16	15	1:35.330	2.318	1.499	175.8

Published at:.....

Track Temp: **26.9 °C** Air Temp: **22.4 °C** Humidity: **52 %** Track Status: **DRY**

Race Director:

Xavier Boné

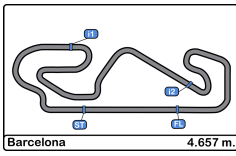
DC-0773-ESP/CAT

Timekeeper:


 Luis Garcia

JOB-1605-ESP/M





Circuit de Barcelona
Euroformula Open
Free Practice - 2
Provisional Results by Category



Rookie														
Clas	Nº	Driver	Nat	Cat	Clas	Team	Nat	Vehicle	Laps	Best	Time	Gap	Interval	Km/h
1	26	Jakob Bergmeister		R	1	CryptoTower Racing Team		Dallara F320 Spiess	19	14	1:33.597			179.1
GC														
Clas	Nº	Driver	Nat	Cat	Clas	Team	Nat	Vehicle	Laps	Best	Time	Gap	Interval	Km/h
1	7	Vladimir Netusil		GC	1	Effective Racing		Dallara F320 HWA	16	15	1:35.330			175.8
Clas	Nº	Driver	Nat	Cat	Clas	Team	Nat	Vehicle	Laps	Best	Time	Gap	Interval	Km/h
1	19	Noel Leon				Team Motopark		Dallara F320 Spiess	19	17	1:33.012			180.2
2	5	Charlie Wurz				CryptoTower Racing Team		Dallara F320 Spiess	21	13	1:33.116	0.104	0.104	180.0
3	73	Cian Shields				Team Motopark		Dallara F320 Spiess	17	15	1:33.246	0.234	0.130	179.7
4	15	Enzo Trulli				CryptoTower Racing Team		Dallara F320 Spiess	17	16	1:33.289	0.277	0.043	179.7
5	11	Levente Révész				Team Motopark		Dallara F320 Spiess	19	10	1:33.591	0.579	0.302	179.1
6	84	Francesco Simonazzi				BVM Racing		Dallara F320 Spiess	21	13	1:33.831	0.819	0.240	178.6

Published at:.....

Track Temp: **26.9 °C** Air Temp: **22.4 °C** Humidity: **52 %** Track Status: **DRY**

Race Director:

Xavier Boné

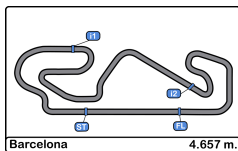
DC-0773-ESP/CAT

Timekeeper:

Luis Garcia

JOB-1605-ESP/M





Circuit de Barcelona
Euroformula Open
Free Practice - 2
Lap Analysis



5 Charlie Wurz Dallara F320 Spiess **11** Levente Révész Dallara F320 Spiess

CryptoTower Racing Team

Team Motopark

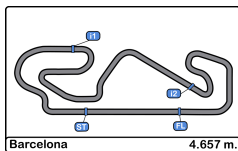
Lap	D	Time	Sector 1	Sector 2	Sector 3	T. Spd	Elapsed	Lap	D	Time	Sector 1	Sector 2	Sector 3	T. Spd	Elapsed
1		15:46:10.244	15:44:53.520	44.198	32.526	151.6	15:46:10.244	1		15:46:37.841	15:45:25.403	42.227	30.211	165.8	15:46:37.841
2		1:44.499	32.701	42.463	29.335	214.2	15:47:54.743	2		1:38.613	30.787	39.471	28.355	220.8	15:48:16.454
3		1:34.850	29.391	37.932	27.527	227.3	15:49:29.593	3		1:34.748	29.255	37.896	27.597	227.3	15:49:51.202
4		1:34.242	29.212	37.712	27.318	228.8	15:51:03.835	4		1:34.156	29.129	37.671	27.356	228.3	15:51:25.358
5		1:34.197	29.087	37.726	27.384	229.2	15:52:38.032	5		1:45.022 P	28.975	40.387	35.660	230.2	15:53:10.380
6		1:33.869	28.996	37.701	27.172	231.2	15:54:11.901	6		3:54.449 P	2:40.351	37.859	36.239	168.2	15:57:04.829
7		1:33.679	28.895	37.522	27.262	231.7	15:55:45.580	7		5:57.480	4:44.417	42.301	30.762	163.6	16:03:02.309
8		1:34.914	28.876	37.663	28.375	233.2	15:57:20.494	8		1:39.527	30.635	40.495	28.397	221.7	16:04:41.836
9		1:40.792 P	29.710	37.811	33.271	229.2	15:59:01.286	9		1:33.942	29.051	37.557	27.334	230.7	16:06:15.778
10		6:46.433	5:29.800	44.727	31.906	138.6	16:05:47.719	10		1:33.591	28.863	37.553	27.175	232.2	16:07:49.369
11		1:44.817	33.281	41.533	30.003	214.7	16:07:32.536	11		1:33.895	28.866	37.534	27.495	231.7	16:09:23.264
12		1:33.537	29.044	37.410	27.083	229.2	16:09:06.073	12		1:34.214	28.985	37.946	27.283	234.2	16:10:57.478
13		1:33.116	28.782	37.288	27.046	231.7	16:10:39.189	13		1:33.841	28.934	37.614	27.293	231.7	16:12:31.319
14		1:33.500	28.836	37.455	27.209	233.2	16:12:12.689	14		1:33.623	28.931	37.528	27.164	231.2	16:14:04.942
15		1:33.811	28.874	37.550	27.387	232.7	16:13:46.500	15		1:33.789	28.933	37.551	27.305	230.7	16:15:38.731
16		1:39.403 P	28.917	37.581	32.905	231.2	16:15:25.903	16		1:33.962	28.936	37.608	27.418	231.2	16:17:12.693
17		4:28.846 P	3:17.771	38.590	32.485	164.6	16:19:54.749	17		1:34.054	29.050	37.559	27.445	229.7	16:18:46.747
18		2:09.580	1:03.251	38.294	28.035	167.1	16:22:04.329	18		1:33.732	28.890	37.563	27.279	231.2	16:20:20.479
19		1:33.740	28.812	37.547	27.381	230.7	16:23:38.069	19		1:47.581 P	29.048	38.859	39.674	231.2	16:22:08.060
20		1:33.589	28.896	37.351	27.342	232.2	16:25:11.658								
21		1:41.965 P	28.800	37.698	35.467	231.7	16:26:53.623								

15 Enzo Trulli Dallara F320 Spiess

CryptoTower Racing Team

Lap	D	Time	Sector 1	Sector 2	Sector 3	T. Spd	Elapsed	Lap	D	Time	Sector 1	Sector 2	Sector 3	T. Spd	Elapsed
1		15:45:57.826	15:44:46.681	41.637	29.508	165.3	15:45:57.826	1		15:45:57.826	15:44:46.681	41.637	29.508	165.3	15:45:57.826
2		1:39.425	31.504	39.841	28.080	202.2	15:47:37.251	2		1:39.425	31.504	39.841	28.080	202.2	15:47:37.251
3		1:34.949	29.335	37.915	27.699	225.9	15:49:12.200	3		1:34.949	29.335	37.915	27.699	225.9	15:49:12.200
4		1:34.612	29.191	37.804	27.617	229.7	15:50:46.812	4		1:34.612	29.191	37.804	27.617	229.7	15:50:46.812
5		1:45.779 P	30.029	39.325	36.425	230.7	15:49:47.679	5		1:34.577	29.121	37.783	27.673	229.7	15:52:21.389
6		9:58.288	8:46.701	42.056	29.531	153.1	15:59:45.967	6		1:34.256	28.977	37.708	27.571	231.7	15:53:55.645
7		1:37.423	30.195	38.859	28.369	232.7	16:01:23.390	7		1:41.547 P	28.963	37.728	34.856	232.2	15:55:37.192
8		1:36.353	29.559	38.482	28.312	233.2	16:02:59.743	8		6:57.479	5:51.268	38.398	27.813	155.6	16:02:34.671
9		1:35.809	29.364	38.258	28.187	234.2	16:04:35.552	9		1:34.125	28.986	37.566	27.573	230.2	16:04:08.796
10		1:35.643	29.175	38.257	28.211	236.3	16:06:11.195	10		1:40.752 P	29.015	37.729	34.008	234.2	16:05:49.548
11		1:35.621	29.180	38.155	28.286	234.2	16:07:46.816	11		9:33.095	8:20.353	41.562	31.180	140.4	16:15:22.643
12		1:35.476	29.161	38.043	28.272	232.7	16:09:22.292	12		1:37.469	31.425	38.436	27.608	220.8	16:17:00.112
13		1:46.012 P	29.255	39.650	37.107	233.7	16:11:08.304	13		1:33.462	28.852	37.421	27.189	230.7	16:18:33.574
14		6:24.777	5:17.312	39.125	28.340	169.5	16:17:33.081	14		1:41.162	28.802	44.760	27.600	231.7	16:20:14.736
15		1:35.968	29.755	38.085	28.128	231.7	16:19:09.049	15		1:33.465	28.867	37.361	27.237	231.2	16:21:48.201
16		1:35.630	29.103	38.111	28.416	234.2	16:20:44.679	16		1:33.289	28.802	37.286	27.201	232.2	16:23:21.490
17		1:35.330	29.272	38.045	28.013	231.7	16:22:20.009	17		1:41.363 P	28.778	37.339	35.246	232.2	16:25:02.853
18		1:35.355	29.214	38.112	28.029	232.7	16:23:55.364								
19			29.078	38.428		234.7									





Circuit de Barcelona
Euroformula Open
Free Practice - 2
Lap Analysis



19 Noel Leon Dallara F320 Spiess 73 Cian Shields Dallara F320 Spiess

Team Motopark

Team Motopark

Lap	D	Time	Sector 1	Sector 2	Sector 3	T. Spd	Elapsed	Lap	D	Time	Sector 1	Sector 2	Sector 3	T. Spd	Elapsed	
1		15:46:32.729	15:45:22.981	41.124	28.624	148.3	15:46:32.729	1		15:46:22.245	15:45:03.952	42.348	35.945	173.3	15:46:22.245	
2		1:35.906	30.101	38.271	27.534	221.7	15:48:08.635	2		2:12.148	1:00.942	42.612	28.594	168.2	15:48:34.393	
3		1:34.461	29.148	37.851	27.462	229.2	15:49:43.096	3		1:34.369	29.322	37.578	27.469	227.8	15:50:08.762	
4		1:34.229	29.105	37.823	27.301	229.2	15:51:17.325	4		1:34.122	29.096	37.585	27.441	229.7	15:51:42.884	
5		1:52.059	34.943	49.125	27.991	194.5	15:53:09.384	5		1:43.631	P	29.113	38.017	36.501	230.7	15:53:26.515
6		1:33.845	28.951	37.582	27.312	230.2	15:54:43.229	6		7:14.048	6:00.540	42.571	30.937	118.5	16:00:40.563	
7		1:33.756	28.888	37.628	27.240	231.2	15:56:16.985	7		1:41.325	32.443	40.408	28.474	165.6	16:02:21.888	
8		1:33.658	28.824	37.603	27.231	232.2	15:57:50.643	8		1:34.029	29.076	37.529	27.424	229.7	16:03:55.917	
9		1:45.062	P	29.007	37.848	38.207	234.2	15:59:35.705	9		1:33.814	28.938	37.493	27.383	232.7	16:05:29.731
10		9:09.796	8:00.181	40.298	29.317	159.0	16:08:45.501	10		1:49.363	P	31.614	40.990	36.759	232.7	16:07:19.094
11		1:35.983	30.241	38.298	27.444	224.5	16:10:21.484	11		9:36.109	8:19.825	44.223	32.061	162.4	16:16:55.203	
12		1:33.516	28.977	37.342	27.197	230.2	16:11:55.000	12		1:42.159	33.778	39.832	28.549	202.6	16:18:37.362	
13		1:35.696	28.853	39.045	27.798	231.7	16:13:30.696	13		1:33.370	28.940	37.212	27.218	229.7	16:20:10.732	
14		1:39.300	P	28.860	37.425	33.015	230.2	16:15:09.996	14		1:33.307	28.911	37.177	27.219	231.2	16:21:44.039
15		4:06.577	2:56.829	40.245	29.503	157.4	16:19:16.573	15		1:33.246	28.798	37.267	27.181	231.7	16:23:17.285	
16		1:35.522	29.580	38.564	27.378	226.4	16:20:52.095	16		1:33.372	28.745	37.244	27.383	232.2	16:24:50.657	
17		1:33.012	28.710	37.247	27.055	231.2	16:22:25.107	17		1:51.766	P	32.764	40.957	38.045	233.7	16:26:42.423
18		1:33.437	29.118	37.173	27.146	231.2	16:23:58.544	18								
19		2:04.418	P	31.036	49.916	43.466	233.2	16:26:02.962	19							

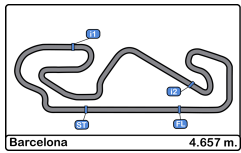
84 Francesco Simonazzi Dallara F320 Spiess

26 Jakob Bergmeister Dallara F320 Spiess

Rookie CryptoTower Racing Team

Lap	D	Time	Sector 1	Sector 2	Sector 3	T. Spd	Elapsed	Lap	D	Time	Sector 1	Sector 2	Sector 3	T. Spd	Elapsed		
1		15:46:29.073	P	15:45:05.621	42.305	41.147	157.4	15:46:29.073	1		15:46:02.523	15:44:45.371	46.161	30.991	134.1	15:46:02.523	
2		2:11.246	1:04.289	39.013	27.944	165.8	15:48:40.319	2		1:47.391	34.907	42.745	29.739	191.4	15:47:49.914		
3		1:35.065	29.521	37.873	27.671	227.3	15:50:15.384	3		1:43.892	32.770	42.148	28.974	199.2	15:49:33.806		
4		1:34.476	29.243	37.805	27.428	228.3	15:51:49.860	4		1:42.174	31.847	41.423	28.904	199.2	15:51:15.980		
5		1:34.208	29.117	37.685	27.406	231.2	15:53:24.068	5		2:01.475	P	33.397	45.187	42.891	172.5	15:53:17.455	
6		1:33.906	28.880	37.668	27.358	231.7	15:54:57.974	6		2:14.382	1:03.769	39.256	31.357	166.4	15:55:31.837		
7		1:34.099	28.974	37.706	27.419	232.2	15:56:32.073	7		1:34.323	28.832	37.769	27.722	233.2	15:57:06.160		
8		1:42.898	P	29.184	38.030	35.684	232.7	15:58:14.971	8		1:36.292	29.701	38.366	28.225	232.7	15:58:42.452	
9		10:35.537	9:25.265	40.823	29.449	160.0	16:08:50.508	9		1:41.012	P	29.201	38.010	33.801	233.7	16:00:23.464	
10		1:37.707	31.099	38.920	27.688	220.8	16:10:28.215	10		5:27.805	4:16.665	41.992	29.148	160.2	16:05:51.269		
11		1:33.784	29.020	37.421	27.343	231.2	16:12:01.999	11		1:35.997	29.709	38.232	28.056	231.7	16:07:27.266		
12		1:33.656	28.946	37.503	27.207	231.7	16:13:35.655	12		1:33.918	28.832	37.648	27.438	233.2	16:09:01.184		
13		1:33.886	28.959	37.556	27.371	231.7	16:15:09.541	13		1:33.831	28.800	37.621	27.410	233.7	16:10:35.015		
14		1:33.597	28.912	37.496	27.189	231.7	16:16:43.138	14		1:33.924	28.853	37.648	27.423	234.7	16:12:08.939		
15		1:33.614	28.827	37.542	27.245	231.2	16:18:16.752	15		1:46.435	P	28.766	42.904	34.765	234.2	16:13:55.374	
16		1:36.173	28.839	37.614	29.720	231.7	16:19:52.925	16		4:23.835	3:13.264	41.685	28.886	167.4	16:18:19.209		
17		1:33.795	28.866	37.455	27.474	232.2	16:21:26.720	17		1:37.856	29.449	38.180	30.227	230.7	16:19:57.065		
18		1:37.368	28.818	40.867	27.683	231.7	16:23:04.088	18		1:34.269	28.836	37.619	27.814	232.2	16:21:31.334		
19		1:50.339	P	28.929	40.160	41.250	231.2	16:24:54.427	19		1:34.261	28.744	37.881	27.636	235.2	16:23:05.595	
20									20		1:34.396	28.774	37.870	27.752	234.7	16:24:39.991	
21									21		1:41.828	P	28.968	37.740	35.120	234.2	16:26:21.819



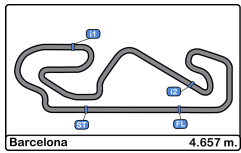


Circuit de Barcelona
Euroformula Open
Free Practice - 2
Best Sectors Results



Sector - 1			Sector - 2			Sector - 3			Ideal Lap vs Best Lap						
Clas	Nº	Driver	Time	Nº	Driver	Time	Nº	Driver	Time	Clas	Nº	Driver	Ideal Lap	Best Lap	Clas
1	19	Noel Leon	28.710	19	Noel Leon	37.173	5	Charlie Wurz	27.046	1	19	Noel Leon	1:32.938	1:33.012	1
2	84	Francesco Simonazzi	28.744	73	Cian Shields	37.177	19	Noel Leon	27.055	2	73	Cian Shields	1:33.103	1:33.246	3
3	73	Cian Shields	28.745	15	Enzo Trulli	37.286	11	Levente Révész	27.164	3	5	Charlie Wurz	1:33.116	1:33.116	2
4	15	Enzo Trulli	28.778	5	Charlie Wurz	37.288	73	Cian Shields	27.181	4	15	Enzo Trulli	1:33.253	1:33.289	4
5	5	Charlie Wurz	28.782	26	Jakob Bergmeister	37.421	15	Enzo Trulli	27.189	5	26	Jakob Bergmeister	1:33.428	1:33.597	6
6	26	Jakob Bergmeister	28.818	11	Levente Révész	37.528	26	Jakob Bergmeister	27.189	6	11	Levente Révész	1:33.555	1:33.591	5
7	11	Levente Révész	28.863	84	Francesco Simonazzi	37.619	84	Francesco Simonazzi	27.410	7	84	Francesco Simonazzi	1:33.773	1:33.831	7
8	7	Vladimir Netusil	29.078	7	Vladimir Netusil	38.043	7	Vladimir Netusil	28.013	8	7	Vladimir Netusil	1:35.134	1:35.330	8



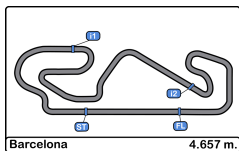


Circuit de Barcelona
Euroformula Open
Free Practice - 2
Best 5 Lap Times



Cls	Nº	Driver	Nat	Cat	Cls	Team	Nat	Vehicle	Best 1		Best 2		Best 3		Best 4		Best 5	
									Time	Lap	Time	Lap	Time	Lap	Time	Lap	Time	Lap
1	19	Noel Leon	MEX			Team Motopark	DEU	Dallara F320 Spiess	1:33.012	17	1:33.437	18	1:33.516	12	1:33.658	8	1:33.756	7
2	5	Charlie Wurz	AUT			CryptoTower Racing	JPN	Dallara F320 Spiess	1:33.116	13	1:33.500	14	1:33.537	12	1:33.589	20	1:33.679	7
3	73	Cian Shields	GBR			Team Motopark	DEU	Dallara F320 Spiess	1:33.246	15	1:33.307	14	1:33.370	13	1:33.372	16	1:33.814	9
4	15	Enzo Trulli	ITA			CryptoTower Racing	JPN	Dallara F320 Spiess	1:33.289	16	1:33.462	13	1:33.465	15	1:34.125	9	1:34.256	6
5	11	Levente Révész	HUN			Team Motopark	DEU	Dallara F320 Spiess	1:33.591	10	1:33.623	14	1:33.732	18	1:33.789	15	1:33.841	13
6	26	Jakob Bergmeister	DEU	R	1	CryptoTower Racing	JPN	Dallara F320 Spiess	1:33.597	14	1:33.614	15	1:33.656	12	1:33.784	11	1:33.795	17
7	84	Francesco Simonazzi	ITA			BVM Racing	ITA	Dallara F320 Spiess	1:33.831	13	1:33.918	12	1:33.924	14	1:34.261	19	1:34.269	18
8	7	Vladimir Netusil	CZE	GC	1	Effective Racing	CZE	Dallara F320 HWA	1:35.330	15	1:35.355	16	1:35.476	10	1:35.621	9	1:35.630	14



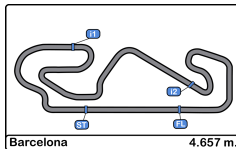


Circuito de Barcelona
Euroformula Open
Free Practice - 2
Best 5 Top Speeds



Clas	Nº	Driver	Nat	Cat	Cls	Team	Nat	Vehicle	Top 1		Top 2		Top 3		Top 4		Top 5		Avg
									Km/h	Lap	Km/h	Lap	Km/h	Lap	Km/h	Lap	Km/h	Lap	
1	7	Vladimir Netusil	CZE	GC	1	Effective Racing	CZE	Dallara F320 HWA	236.3	8	234.7	17	234.2	7	234.2	9	234.2	14	234.7
2	84	Francesco Simonazzi	ITA			BVM Racing	ITA	Dallara F320 Spiess	235.2	19	234.7	14	234.7	20	234.2	15	234.2	21	234.6
3	11	Levente Révész	HUN			Team Motopark	DEU	Dallara F320 Spiess	234.2	12	232.2	10	231.7	11	231.7	13	231.2	14	232.2
4	15	Enzo Trulli	ITA			CryptoTower Racing Team	SPN	Dallara F320 Spiess	234.2	10	232.2	7	232.2	16	232.2	17	231.7	6	232.5
5	19	Noel Leon	MEX			Team Motopark	DEU	Dallara F320 Spiess	234.2	9	233.2	19	232.2	8	231.7	13	231.2	7	232.5
6	73	Cian Shields	GBR			Team Motopark	DEU	Dallara F320 Spiess	233.7	17	232.7	9	232.7	10	232.2	16	231.7	15	232.6
7	5	Charlie Wurz	AUT			CryptoTower Racing Team	SPN	Dallara F320 Spiess	233.2	8	233.2	14	232.7	15	232.2	20	231.7	7	232.6
8	26	Jakob Bergmeister	DEU	R	1	CryptoTower Racing Team	SPN	Dallara F320 Spiess	232.7	8	232.2	7	232.2	17	231.7	6	231.7	12	232.1



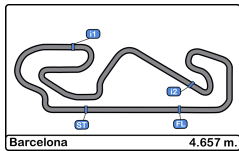


Circuit de Barcelona
Euroformula Open
Free Practice - 2
Fastest Laps Sequence



Lap	Time of Day	Session Time	Nº Driver	Nat	Cat	Team	Nat	Vehicle	Time	Km/h
2	15:47:37.251	3:37.251	15 Enzo Trulli	ITA	ITA	CryptoTower Racing Team	JPN	Dallara F320 Spiess	1:39.425	168.6
2	15:48:08.635	4:08.635	19 Noel Leon	MEX	MEX	Team Motopark	DEU	Dallara F320 Spiess	1:35.906	174.8
3	15:49:12.200	5:12.200	15 Enzo Trulli	ITA	ITA	CryptoTower Racing Team	JPN	Dallara F320 Spiess	1:34.949	176.5
3	15:49:29.593	5:29.593	5 Charlie Wurz	AUT	AUT	CryptoTower Racing Team	JPN	Dallara F320 Spiess	1:34.850	176.7
3	15:49:43.096	5:43.096	19 Noel Leon	MEX	MEX	Team Motopark	DEU	Dallara F320 Spiess	1:34.461	177.4
3	15:50:08.762	6:08.762	73 Cian Shields	GBR	GBR	Team Motopark	DEU	Dallara F320 Spiess	1:34.369	177.6
4	15:51:03.835	7:03.835	5 Charlie Wurz	AUT	AUT	CryptoTower Racing Team	JPN	Dallara F320 Spiess	1:34.242	177.8
4	15:51:17.325	7:17.325	19 Noel Leon	MEX	MEX	Team Motopark	DEU	Dallara F320 Spiess	1:34.229	177.9
4	15:51:25.358	7:25.358	11 Levente Révész	HUN	HUN	Team Motopark	DEU	Dallara F320 Spiess	1:34.156	178.0
4	15:51:42.884	7:42.884	73 Cian Shields	GBR	GBR	Team Motopark	DEU	Dallara F320 Spiess	1:34.122	178.1
6	15:54:11.901	10:11.901	5 Charlie Wurz	AUT	AUT	CryptoTower Racing Team	JPN	Dallara F320 Spiess	1:33.869	178.6
6	15:54:43.229	10:43.229	19 Noel Leon	MEX	MEX	Team Motopark	DEU	Dallara F320 Spiess	1:33.845	178.6
7	15:55:45.580	11:45.580	5 Charlie Wurz	AUT	AUT	CryptoTower Racing Team	JPN	Dallara F320 Spiess	1:33.679	178.9
8	15:57:50.643	13:50.643	19 Noel Leon	MEX	MEX	Team Motopark	DEU	Dallara F320 Spiess	1:33.658	179.0
10	16:07:49.369	23:49.369	11 Levente Révész	HUN	HUN	Team Motopark	DEU	Dallara F320 Spiess	1:33.591	179.1
12	16:09:06.073	25:06.073	5 Charlie Wurz	AUT	AUT	CryptoTower Racing Team	JPN	Dallara F320 Spiess	1:33.537	179.2
13	16:10:39.189	26:39.189	5 Charlie Wurz	AUT	AUT	CryptoTower Racing Team	JPN	Dallara F320 Spiess	1:33.116	180.0
17	16:22:25.107	38:25.107	19 Noel Leon	MEX	MEX	Team Motopark	DEU	Dallara F320 Spiess	1:33.012	180.2



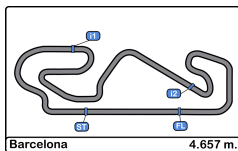


Circuit de Barcelona
Euroformula Open
Free Practice - 2
Event Best Maximum Speed



Nº	Driver	Nat	Cat	Clas	Team	Nat	Vehicle	Km/h	Session	
7	Vladimir Netusil		CZE	GC	1	Effective Racing		Dallara F320 HWA	236.3	Free Practice - 2
84	Francesco Simonazzi		ITA			BVM Racing		Dallara F320 Spiess	235.2	Free Practice - 2
26	Jakob Bergmeister		DEU	R	1	CryptoTower Racing Team		Dallara F320 Spiess	234.7	Free Practice - 1
5	Charlie Wurz		AUT			CryptoTower Racing Team		Dallara F320 Spiess	234.2	Private test - 1
15	Enzo Trulli		ITA			CryptoTower Racing Team		Dallara F320 Spiess	234.2	Private test - 1
19	Noel Leon		MEX			Team Motopark		Dallara F320 Spiess	234.2	Free Practice - 2
11	Levente Révész		HUN			Team Motopark		Dallara F320 Spiess	234.2	Free Practice - 2
73	Cian Shields		GBR			Team Motopark		Dallara F320 Spiess	233.7	Private test - 1





Circuit de Barcelona
Euroformula Open
Free Practice - 2
Pit Stop Analysis



5 Charlie Wurz Dallara F320 Spiess

CryptoTower Racing Team

Nº	In Day Time	In Time	Out Time	Pit Time	T. Pit Time	Handicap	Diff.
1	15:58:57.136	15:58:57.136	16:03:53.817	4:56.681	4:56.681		
2	16:15:21.699	16:15:21.699	16:18:01.076	2:39.377	7:36.058		
3	16:19:50.713	16:19:50.713	16:20:15.973	25.260	8:01.318		

7 Vladimir Netusil Dallara F320 HWA

GC Effective Racing

Nº	In Day Time	In Time	Out Time	Pit Time	T. Pit Time	Handicap	Diff.
1	15:49:43.536	15:49:43.536	15:57:59.497	8:15.961	8:15.961		
2	16:11:04.293	16:11:04.293	16:15:54.094	4:49.801	13:05.762		

11 Levente Révész Dallara F320 Spiess

Team Motopark

Nº	In Day Time	In Time	Out Time	Pit Time	T. Pit Time	Handicap	Diff.
1	15:53:06.419	15:53:06.419	15:55:10.679	2:04.260	2:04.260		
2	15:57:00.886	15:57:00.886	16:01:14.568	4:13.682	6:17.942		

15 Enzo Trulli Dallara F320 Spiess

CryptoTower Racing Team

Nº	In Day Time	In Time	Out Time	Pit Time	T. Pit Time	Handicap	Diff.
1	15:55:33.020	15:55:33.020	16:00:55.452	5:22.432	5:22.432		
2	16:05:45.427	16:05:45.427	16:13:31.659	7:46.232	13:08.664		

19 Noel Leon Dallara F320 Spiess

Team Motopark

Nº	In Day Time	In Time	Out Time	Pit Time	T. Pit Time	Handicap	Diff.
1	15:59:31.301	15:59:31.301	16:07:02.798	7:31.497	7:31.497		
2	16:15:05.876	16:15:05.876	16:17:33.286	2:27.410	9:58.907		

26 Jakob Bergmeister Dallara F320 Spiess

Rookie CryptoTower Racing Team

Nº	In Day Time	In Time	Out Time	Pit Time	T. Pit Time	Handicap	Diff.
1	15:46:24.734	15:46:24.734	15:46:49.659	24.925	24.925		
2	15:58:11.062	15:58:11.062	16:07:06.698	8:55.636	9:20.561		

73 Cian Shields Dallara F320 Spiess

Team Motopark

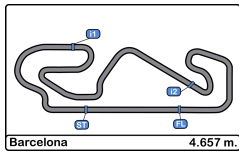
Nº	In Day Time	In Time	Out Time	Pit Time	T. Pit Time	Handicap	Diff.
1	15:46:18.401	15:46:18.401	15:46:41.545	23.144	23.144		
2	15:53:22.411	15:53:22.411	15:58:49.463	5:27.052	5:50.196		
3	16:07:15.001	16:07:15.001	16:15:04.515	7:49.514	13:39.710		

84 Francesco Simonazzi Dallara F320 Spiess

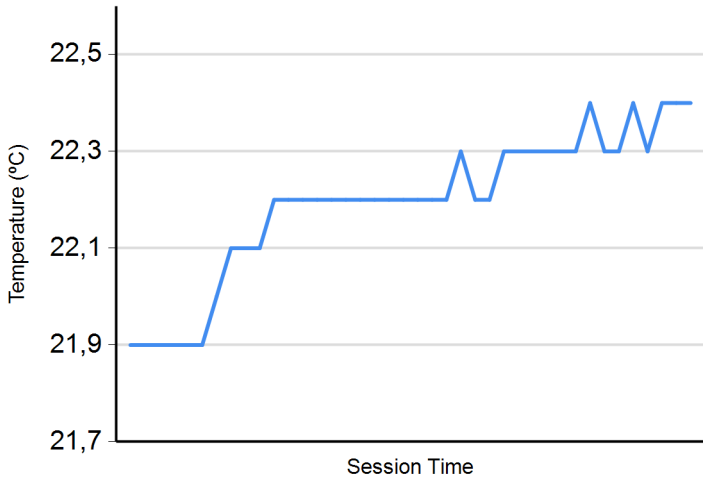
BVM Racing

Nº	In Day Time	In Time	Out Time	Pit Time	T. Pit Time	Handicap	Diff.
1	15:53:13.180	15:53:13.180	15:53:37.446	24.266	24.266		
2	16:00:19.552	16:00:19.552	16:04:05.123	3:45.571	4:09.837		
3	16:13:51.290	16:13:51.290	16:16:36.415	2:45.125	6:54.962		

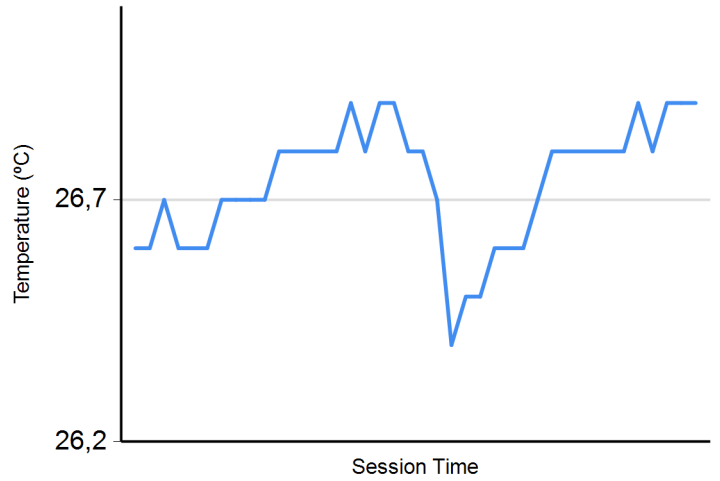




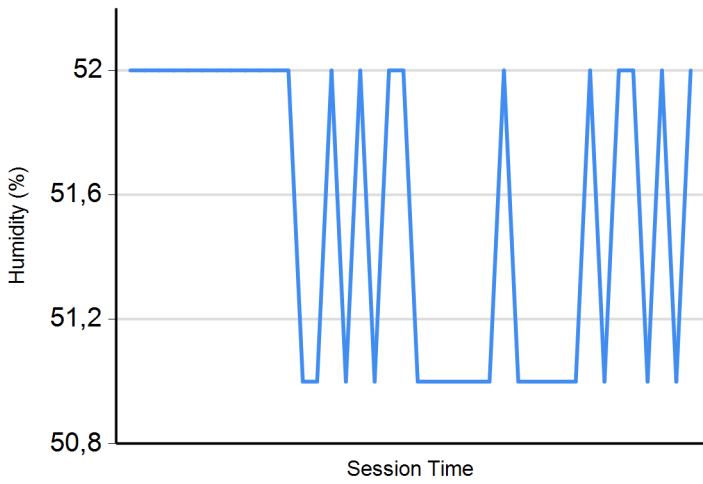
Air Temperature



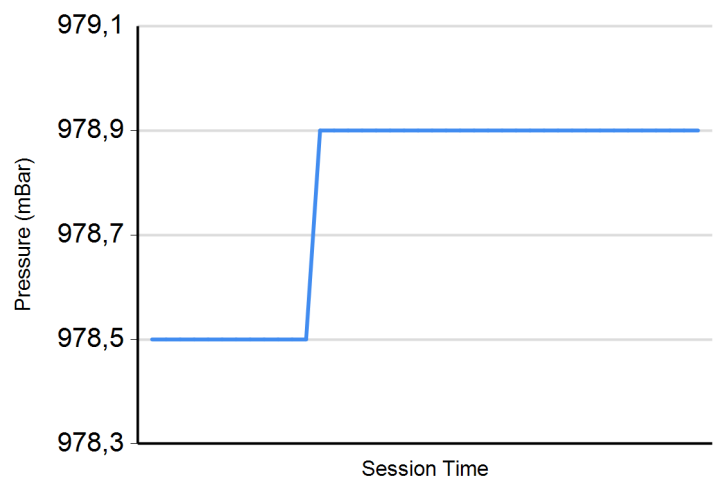
Track Temperature



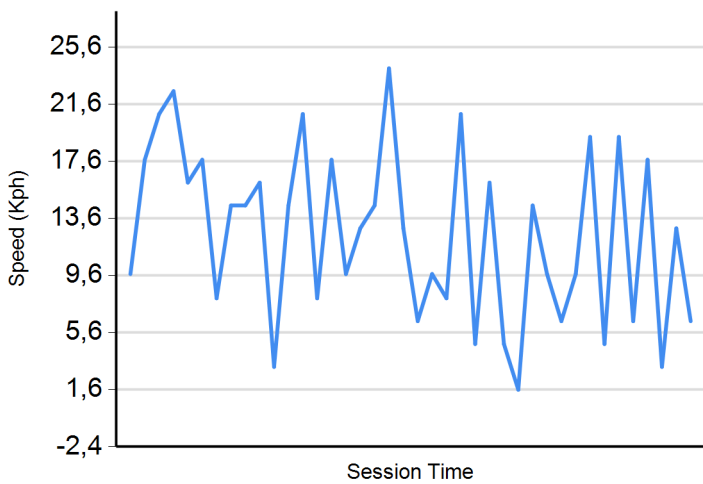
Humidity



Pressure

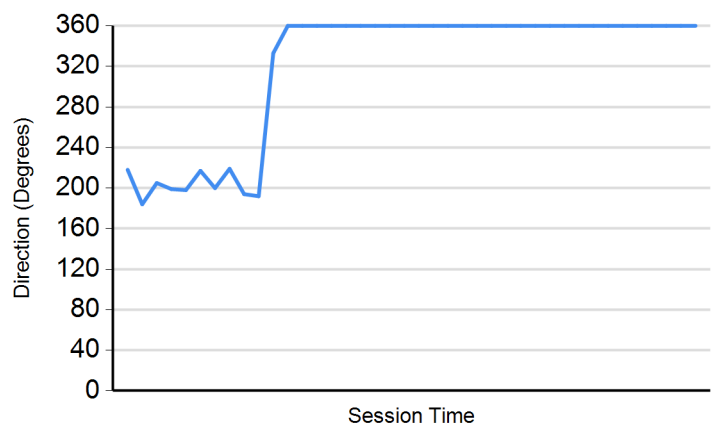


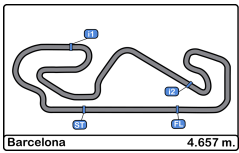
Wind Speed



Wind direction

North = 0°/360° Est = 90° South = 180° West = 270°





Circuit de Barcelona
Euroformula Open
Free Practice - 1 - 2
Combined Results



Cls	Nº	Driver	Nat	Cat	Clas	Team	Nat	Vehicle	Laps	FP1	FP2	Best	Gap	Interval	Km/h		
1	19	Noel Leon	MEX			Team Motopark	DEU	Dallara F320 Spiess	37	1:33.215	17	1:33.012			180.2		
2	73	Cian Shields	GBR			Team Motopark	DEU	Dallara F320 Spiess	35	1:33.085	16	1:33.246	15	1:33.085	0.073	0.073	180.1
3	84	Francesco Simonazzi	ITA			BVM Racing	ITA	Dallara F320 Spiess	41	1:33.097	19	1:33.831	13	1:33.097	0.085	0.012	180.0
4	5	Charlie Wurz	AUT			CryptoTower Racing Team	JPN	Dallara F320 Spiess	40	1:33.257	17	1:33.116	13	1:33.116	0.104	0.019	180.0
5	15	Enzo Trulli	ITA			CryptoTower Racing Team	JPN	Dallara F320 Spiess	34	1:33.447	13	1:33.289	16	1:33.289	0.277	0.173	179.7
6	11	Levente Révész	HUN			Team Motopark	DEU	Dallara F320 Spiess	37	1:33.536	15	1:33.591	10	1:33.536	0.524	0.247	179.2
7	26	Jakob Bergmeister	DEU	R	1	CryptoTower Racing Team	JPN	Dallara F320 Spiess	35	1:33.629	14	1:33.597	14	1:33.597	0.585	0.061	179.1
8	7	Vladimir Netusil	CZE	GC	1	Effective Racing	CZE	Dallara F320 HWA	35	1:35.564	13	1:35.330	15	1:35.330	2.318	1.733	175.8

*** PENALTIES**

CAR 84 TIME 1:34.584 DELETED TRACK LIMITS AT T 13

Published at:.....

Race Director:

Xavier Boné

DC-0773-ESP/CAT

Timekeeper:

Luis Garcia

JOB-1605-ESP/M

