

Circuit de Barcelona
Euroformula Open
Free Practice - 1
Provisional Results



Clas	Nº	Driver	Nat	Cat	Clas	Team	Nat	Vehicle	Laps	Best	Time	Gap	Interval	Km/h
1	73	Cian Shields				Team Motopark		Dallara F320 Spiess	18	16	1:33.085			180.1
2	84	Francesco Simonazzi				BVM Racing		Dallara F320 Spiess	20	19	1:33.097	0.012	0.012	180.0
3	19	Noel Leon				Team Motopark		Dallara F320 Spiess	18	17	1:33.215	0.130	0.118	179.8
4	5	Charlie Wurz				CryptoTower Racing Team		Dallara F320 Spiess	19	17	1:33.257	0.172	0.042	179.7
5	15	Enzo Trulli				CryptoTower Racing Team		Dallara F320 Spiess	17	13	1:33.447	0.362	0.190	179.4
6	11	Levente Révész				Team Motopark		Dallara F320 Spiess	18	15	1:33.536	0.451	0.089	179.2
7	26	Jakob Bergmeister		R	1	CryptoTower Racing Team		Dallara F320 Spiess	16	14	1:33.629	0.544	0.093	179.0
8	7	Vladimir Netusil		GC	1	Effective Racing		Dallara F320 HWA	19	13	1:35.564	2.479	1.935	175.4

*** PENALTIES**

CAR 84 TIME 1:34.584 DELETED TRACK LIMITS AT T 13

Published at:.....

Track Temp: 15.3 °C Air Temp: 18.7 °C Humidity: 61 % Track Status: DRY

Race Director:

Xavier Boné

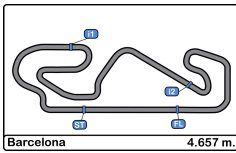
DC-0773-ESP/CAT

Timekeeper:

Luis Garcia

JOB-1605-ESP/M





Circuit de Barcelona
Euroformula Open
Free Practice - 1
Provisional Results by Category



Rookie														
Clas	Nº	Driver	Nat	Cat	Clas	Team	Nat	Vehicle	Laps	Best	Time	Gap	Interval	Km/h
1	26	Jakob Bergmeister		R	1	CryptoTower Racing Team		Dallara F320 Spiess	16	14	1:33.629			179.0

GC														
Clas	Nº	Driver	Nat	Cat	Clas	Team	Nat	Vehicle	Laps	Best	Time	Gap	Interval	Km/h
1	7	Vladimir Netusil		GC	1	Effective Racing		Dallara F320 HWA	19	13	1:35.564			175.4

Clas	Nº	Driver	Nat	Cat	Clas	Team	Nat	Vehicle	Laps	Best	Time	Gap	Interval	Km/h
1	73	Cian Shields				Team Motopark		Dallara F320 Spiess	18	16	1:33.085			180.1
2	84	Francesco Simonazzi				BVM Racing		Dallara F320 Spiess	20	19	1:33.097	0.012	0.012	180.0
3	19	Noel Leon				Team Motopark		Dallara F320 Spiess	18	17	1:33.215	0.130	0.118	179.8
4	5	Charlie Wurz				CryptoTower Racing Team		Dallara F320 Spiess	19	17	1:33.257	0.172	0.042	179.7
5	15	Enzo Trulli				CryptoTower Racing Team		Dallara F320 Spiess	17	13	1:33.447	0.362	0.190	179.4
6	11	Levente Révész				Team Motopark		Dallara F320 Spiess	18	15	1:33.536	0.451	0.089	179.2

*** PENALTIES**

CAR 84 TIME 1:34.584 DELETED TRACK LIMITS AT T 13

Published at:.....

Track Temp: 15.3 °C Air Temp: 18.7 °C Humidity: 61 % Track Status: DRY

Race Director:

Xavier Boné

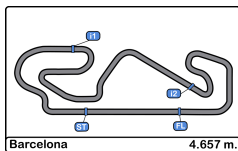
DC-0773-ESP/CAT

Timekeeper:

Luis Garcia

JOB-1605-ESP/M





Circuit de Barcelona
Euroformula Open
Free Practice - 1
Lap Analysis



5

Charlie Wurz

Dallara F320 Spiess 11

Levente Révész

Dallara F320 Spiess

CryptoTower Racing Team

Team Motopark

Lap	D	Time	Sector 1	Sector 2	Sector 3	T. Spd	Elapsed	Lap	D	Time	Sector 1	Sector 2	Sector 3	T. Spd	Elapsed
1		10:30:09.221	P 10:28:43.707	44.718	40.796	158.1	10:30:09.221	1		10:30:25.556	10:29:14.493	41.527	29.536	159.2	10:30:25.556
2		2:16.272	1:04.528	42.263	29.481	163.3	10:32:25.493	2		1:42.953	30.457	39.864	32.632	227.3	10:32:08.509
3		1:35.497	29.912	38.087	27.498	227.3	10:34:00.990	3		1:34.564	29.300	37.630	27.634	228.8	10:33:43.073
4		1:34.205	29.180	37.633	27.392	229.2	10:35:35.195	4		1:34.289	29.234	37.602	27.453	229.7	10:35:17.362
5		1:34.020	29.109	37.544	27.367	230.7	10:37:09.215	5		1:45.181	31.789	42.594	30.798	230.7	10:37:02.543
6		1:34.131	28.985	37.670	27.476	231.7	10:38:43.346	6		1:34.128	29.147	37.573	27.408	229.7	10:38:36.671
7		1:34.081	29.047	37.672	27.362	230.7	10:40:17.427	7		1:43.535	P 29.195	37.902	36.438	230.2	10:40:20.206
8		1:42.018	P 29.074	37.982	34.962	230.2	10:41:59.445	8		7:29.137	6:17.602	42.057	29.478	162.8	10:47:49.343
9		6:13.199	4:57.607	44.306	31.286	150.0	10:48:12.644	9		1:37.389	30.636	38.922	27.831	221.3	10:49:26.732
10		1:41.087	32.155	39.761	29.171	216.4	10:49:53.731	10		1:34.149	29.195	37.409	27.545	230.2	10:51:00.881
11		1:35.415	30.257	37.714	27.444	225.9	10:51:29.146	11		1:33.890	28.952	37.438	27.500	232.2	10:52:34.771
12		1:33.612	28.986	37.419	27.207	231.2	10:53:02.758	12		1:43.742	P 29.110	37.555	37.077	231.2	10:54:18.513
13		1:41.454	P 29.007	38.100	34.347	231.2	10:54:44.212	13		6:39.970	5:27.652	42.637	29.681	163.3	11:00:58.483
14		5:00.838	3:46.187	43.730	30.921	160.7	10:59:45.050	14		1:36.589	30.219	38.755	27.615	223.1	11:02:35.072
15		1:40.185	32.080	39.744	28.361	214.7	11:01:25.235	15		1:33.536	28.993	37.306	27.237	231.2	11:04:08.608
16		1:33.744	29.046	37.347	27.351	229.2	11:02:58.979	16		1:36.597	28.973	39.142	28.482	229.7	11:05:45.205
17		1:33.257	28.865	37.227	27.165	230.2	11:04:32.236	17		1:33.753	28.950	37.484	27.319	230.2	11:07:18.958
18		1:39.400	P 28.938	37.325	33.137	229.7	11:06:11.636	18		1:50.406	P 31.441	38.248	40.717	231.2	11:09:09.364
19		2:40.794	P 1:20.332	43.180	37.282	116.5	11:08:52.430								

7

Vladimir Netusil

Dallara F320 HWA

Enzo Trulli

Dallara F320 Spiess

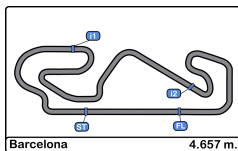
CryptoTower Racing Team

GC

Effective Racing

Lap	D	Time	Sector 1	Sector 2	Sector 3	T. Spd	Elapsed	Lap	D	Time	Sector 1	Sector 2	Sector 3	T. Spd	Elapsed
1		10:30:20.386	10:29:07.876	43.134	29.376	163.6	10:30:20.386	1		10:29:57.679	10:28:44.489	43.311	29.879	162.6	10:29:57.679
2		1:37.869	30.373	39.244	28.252	228.8	10:31:58.255	2		1:38.875	30.604	40.219	28.052	219.9	10:31:36.554
3		1:44.271	P 29.777	38.581	35.913	231.7	10:33:42.526	3		1:34.333	29.109	37.672	27.552	229.7	10:33:10.887
4		7:32.923	6:24.882	39.499	28.542	164.8	10:41:15.449	4		1:33.901	28.981	37.485	27.435	230.7	10:34:44.788
5		1:37.297	29.913	38.954	28.430	230.2	10:42:52.746	5		1:42.094	P 28.974	37.891	35.229	230.7	10:36:26.882
6		1:37.253	29.698	38.706	28.849	230.2	10:44:29.999	6		8:28.704	7:19.173	40.772	28.759	159.5	10:44:55.586
7		1:37.234	29.627	39.033	28.574	230.7	10:46:07.233	7		1:36.177	30.290	38.356	27.531	217.3	10:46:31.763
8		1:36.772	29.797	38.666	28.309	230.7	10:47:44.005	8		1:33.862	28.996	37.472	27.394	230.7	10:48:05.625
9		1:36.550	29.545	38.635	28.370	232.7	10:49:20.555	9		1:33.590	28.839	37.370	27.381	231.7	10:49:39.215
10		1:44.965	P 29.532	38.998	36.435	232.7	10:51:05.520	10		1:43.882	P 29.007	38.069	36.806	231.7	10:51:23.097
11		6:22.162	5:10.039	42.334	29.789	162.1	10:57:27.682	11		6:22.878	5:17.086	38.206	27.586	168.4	10:57:45.975
12		1:37.532	30.309	38.858	28.365	225.4	10:59:05.214	12		1:36.646	28.829	39.630	28.187	231.7	10:59:22.621
13		1:35.564	29.394	38.107	28.063	231.7	11:00:40.778	13		1:33.447	28.800	37.333	27.314	231.7	11:00:56.068
14		1:36.118	29.400	38.091	28.627	232.2	11:02:16.896	14		1:33.522	28.812	37.370	27.340	231.7	11:02:29.590
15		1:36.466	29.553	38.323	28.590	230.2	11:03:53.362	15		1:39.721	P 28.872	37.362	33.487	231.7	11:04:09.311
16		1:36.397	29.605	38.215	28.577	232.2	11:05:29.759	16		4:21.759	3:16.736	37.476	27.547	132.8	11:08:31.070
17		1:35.871	29.344	38.106	28.421	232.2	11:07:05.630	17		1:42.960	P 28.764	37.327	36.869	233.2	11:10:14.030
18		1:36.151	29.518	38.293	28.340	231.7	11:08:41.781								
19		1:47.117	P 29.220	38.336	39.561	234.2	11:10:28.898								





Circuit de Barcelona
Euroformula Open
Free Practice - 1
Lap Analysis



19

Noel Leon

Dallara F320 Spiess **73**

Cian Shields

Dallara F320 Spiess

Team Motopark

Team Motopark

Lap	D	Time	Sector 1	Sector 2	Sector 3	T. Spd	Elapsed	Lap	D	Time	Sector 1	Sector 2	Sector 3	T. Spd	Elapsed
1		10:30:21.628	P 10:28:53.301	44.035	44.292	149.5	10:30:21.628	1		10:30:13.701	P 10:28:49.725	42.088	41.888	154.9	10:30:13.701
2		2:18.085	1:11.870	38.513	27.702	164.6	10:32:39.713	2		2:16.596	1:09.531	38.627	28.438	168.2	10:32:30.297
3		1:34.372	29.253	37.674	27.445	229.2	10:34:14.085	3		1:42.742	P 29.525	38.016	35.201	228.8	10:34:13.039
4		1:34.257	29.023	37.758	27.476	228.8	10:35:48.342	4		2:08.957	59.477	40.456	29.024	168.2	10:36:21.996
5		1:34.051	29.032	37.582	27.437	230.2	10:37:22.393	5		1:34.322	29.223	37.488	27.611	228.8	10:37:56.318
6		1:44.041	28.965	45.143	29.933	231.2	10:39:06.434	6		1:46.574	P 30.779	39.888	35.907	229.7	10:39:42.892
7		1:41.904	P 29.772	38.008	34.124	229.2	10:40:48.338	7		6:27.789	5:10.763	45.173	31.853	165.6	10:46:10.681
8		8:07.517	6:55.923	42.086	29.508	150.8	10:48:55.855	8		1:44.053	34.073	41.173	28.807	185.8	10:47:54.734
9		1:41.423	31.879	40.873	28.671	197.4	10:50:37.278	9		1:33.426	28.956	37.322	27.148	231.2	10:49:28.160
10		1:34.855	29.236	37.470	28.149	229.2	10:52:12.133	10		1:35.268	28.864	37.238	29.166	233.2	10:51:03.428
11		1:33.620	29.011	37.365	27.244	229.2	10:53:45.753	11		1:33.414	28.777	37.291	27.346	233.7	10:52:36.842
12		1:33.444	28.922	37.281	27.241	231.2	10:55:19.197	12		1:42.233	P 28.829	37.310	36.094	232.7	10:54:19.075
13		1:42.355	P 28.936	37.463	35.956	231.2	10:57:01.552	13		8:51.925	7:40.912	41.520	29.493	166.4	11:03:11.000
14		6:30.042	5:17.093	43.178	29.771	164.6	11:03:31.594	14		1:37.406	30.991	38.583	27.832	180.9	11:04:48.406
15		1:36.523	30.104	38.862	27.557	225.4	11:05:08.117	15		1:33.122	29.063	37.078	26.981	228.8	11:06:21.528
16		1:33.459	28.992	37.313	27.154	229.7	11:06:41.576	16		1:33.085	28.680	37.035	27.370	231.7	11:07:54.613
17		1:33.215	28.776	37.226	27.213	231.2	11:08:14.791	17		1:33.274	28.952	37.057	27.265	231.2	11:09:27.887
18		1:43.924	P 28.770	37.441	37.713	231.7	11:09:58.715	18		1:52.029	P 32.101	40.357	39.571	233.2	11:11:19.916

26

Jakob Bergmeister

Dallara F320 Spiess **84**

Francesco Simonazzi

Dallara F320 Spiess

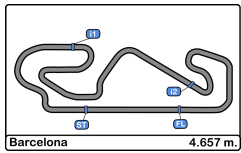
Rookie

CryptoTower Racing Team

BVM Racing

Lap	D	Time	Sector 1	Sector 2	Sector 3	T. Spd	Elapsed	Lap	D	Time	Sector 1	Sector 2	Sector 3	T. Spd	Elapsed
1		10:30:30.182	P 10:28:54.759	44.786	50.637	157.8	10:30:30.182	1		10:29:58.913	10:28:44.809	44.149	29.955	152.1	10:29:58.913
2		2:26.051	1:15.297	42.165	28.589	166.4	10:32:56.233	2		1:51.115	P 30.191	40.367	40.557	222.6	10:31:50.028
3		1:47.107	P 29.995	38.532	38.580	224.0	10:34:43.340	3		2:31.866	P 1:13.343	38.227	40.296	165.6	10:34:21.894
4		2:13.461	1:07.136	38.664	27.661	166.9	10:36:56.801	4		2:18.390	1:12.567	38.014	27.809	166.1	10:36:40.284
5		1:34.797	29.237	37.938	27.622	230.2	10:38:31.598	5		1:34.182	28.961	37.716	27.505	231.7	10:38:14.466
6		1:34.450	29.079	37.885	27.486	230.7	10:40:06.048	6		1:34.594	29.056	37.817	27.721	231.7	10:39:49.060
7		1:44.156	P 29.145	38.430	36.581	229.7	10:41:50.204	7		1:36.603	28.980	39.748	27.875	231.7	10:41:25.663
8		5:38.813	4:26.727	42.176	29.910	133.1	10:47:29.017	8		4:34.584	28.885	37.781	27.918	233.7	10:43:00.247
9		1:38.163	31.092	39.256	27.815	219.5	10:49:07.180	9		1:40.650	P 28.963	37.704	33.983	232.2	10:44:40.897
10		1:35.154	29.217	37.520	28.417	229.7	10:50:42.334	10		5:48.683	4:37.635	41.745	29.303	141.9	10:50:29.580
11		1:48.985	P 29.562	37.801	41.622	229.7	10:52:31.319	11		1:36.072	29.656	38.233	28.183	229.7	10:52:05.652
12		11:16.660	10:05.397	41.236	30.027	157.6	11:03:47.979	12		1:34.053	28.932	37.712	27.409	232.2	10:53:39.705
13		1:36.564	30.786	38.389	27.389	217.3	11:05:24.543	13		1:33.834	28.805	37.396	27.633	232.7	10:55:13.539
14		1:33.629	29.146	37.346	27.137	229.2	11:06:58.172	14		4:40.635	P 28.869	37.955	33.811	232.7	10:56:54.174
15		1:33.929	29.002	37.395	27.532	230.7	11:08:32.101	15		4:57.200	3:47.606	40.412	29.182	171.9	11:01:51.374
16		1:47.735	P 29.208	38.053	40.474	234.7	11:10:19.836	16		1:35.829	29.328	38.584	27.917	230.2	11:03:27.203
17								17		1:34.691	28.887	37.493	28.311	231.7	11:05:01.894
18								18		1:33.438	28.782	37.369	27.287	231.7	11:06:35.332
19								19		1:33.097	28.645	37.176	27.276	232.2	11:08:08.429
20								20		1:39.906	P 28.765	37.140	34.001	233.2	11:09:48.335



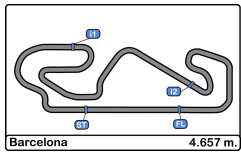


Circuit de Barcelona
Euroformula Open
Free Practice - 1
Best Sectors Results



Sector - 1				Sector - 2				Sector - 3				Ideal Lap vs Best Lap			
Clas	Nº	Driver	Time	Nº	Driver	Time	Nº	Driver	Time	Clas	Nº	Driver	Ideal Lap	Best Lap	Clas
1	84	Francesco Simonazzi	28.645	73	Cian Shields	37.035	73	Cian Shields	26.981	1	73	Cian Shields	1:32.696	1:33.085	1
2	73	Cian Shields	28.680	84	Francesco Simonazzi	37.140	26	Jakob Bergmeister	27.137	2	84	Francesco Simonazzi	1:33.061	1:33.097	2
3	15	Enzo Trulli	28.764	19	Noel Leon	37.226	19	Noel Leon	27.154	3	19	Noel Leon	1:33.150	1:33.215	3
4	19	Noel Leon	28.770	5	Charlie Wurz	37.227	5	Charlie Wurz	27.165	4	5	Charlie Wurz	1:33.257	1:33.257	4
5	5	Charlie Wurz	28.865	11	Levente Révész	37.306	11	Levente Révész	27.237	5	15	Enzo Trulli	1:33.405	1:33.447	5
6	11	Levente Révész	28.950	15	Enzo Trulli	37.327	84	Francesco Simonazzi	27.276	6	26	Jakob Bergmeister	1:33.485	1:33.629	7
7	26	Jakob Bergmeister	29.002	26	Jakob Bergmeister	37.346	15	Enzo Trulli	27.314	7	11	Levente Révész	1:33.493	1:33.536	6
8	7	Vladimir Netusil	29.220	7	Vladimir Netusil	38.091	7	Vladimir Netusil	28.063	8	7	Vladimir Netusil	1:35.374	1:35.564	8



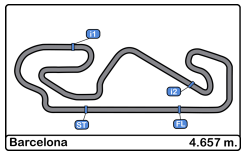


Circuit de Barcelona
Euroformula Open
Free Practice - 1
Best 5 Lap Times



Cls	N°	Driver	Nat	Cat	Cls	Team	Nat	Vehicle	Best 1		Best 2		Best 3		Best 4		Best 5	
									Time	Lap	Time	Lap	Time	Lap	Time	Lap	Time	Lap
1	73	Cian Shields		OSR		Team Motopark		Dallara F320 Spiess	1:33.085	16	1:33.122	15	1:33.274	17	1:33.414	11	1:33.426	9
2	84	Francesco Simonazzi		ITA		BVM Racing		Dallara F320 Spiess	1:33.097	19	1:33.438	18	1:33.834	13	1:34.053	12	1:34.182	5
3	19	Noel Leon		MEX		Team Motopark		Dallara F320 Spiess	1:33.215	17	1:33.444	12	1:33.459	16	1:33.620	11	1:34.051	5
4	5	Charlie Wurz		AUT		CryptoTower Racing		Dallara F320 Spiess	1:33.257	17	1:33.612	12	1:33.744	16	1:34.020	5	1:34.081	7
5	15	Enzo Trulli		ITA		CryptoTower Racing		Dallara F320 Spiess	1:33.447	13	1:33.522	14	1:33.590	9	1:33.862	8	1:33.901	4
6	11	Levente Révész		HUN		Team Motopark		Dallara F320 Spiess	1:33.536	15	1:33.753	17	1:33.890	11	1:34.128	6	1:34.149	10
7	26	Jakob Bergmeister		GER	R 1	CryptoTower Racing		Dallara F320 Spiess	1:33.629	14	1:33.929	15	1:34.450	6	1:34.797	5	1:35.154	10
8	7	Vladimir Netusil		CZE	GC 1	Effective Racing		Dallara F320 HWA	1:35.564	13	1:35.871	17	1:36.118	14	1:36.151	18	1:36.397	16



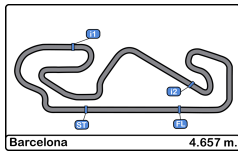


Circuit de Barcelona
Euroformula Open
Free Practice - 1
Best 5 Top Speeds



		Top 1		Top 2		Top 3		Top 4		Top 5									
Clas	Nº Driver	Nat	Cat	Cls	Team	Nat	Vehicle	Km/h	Lap	Km/h	Lap	Km/h	Lap	Km/h	Lap	Km/h	Lap	Avg	
1	26 Jakob Bergmeister		DEU	R	1	CryptoTower Racing Team		Dallara F320 Spiess	234.7	16	230.7	6	230.7	15	230.2	5	229.7	7	231.2
2	7 Vladimir Netusil		CZE	GC	1	Effective Racing		Dallara F320 HWA	234.2	19	232.7	9	232.7	10	232.2	14	232.2	16	232.8
3	73 Cian Shields		GBR			Team Motopark		Dallara F320 Spiess	233.7	11	233.2	10	233.2	18	232.7	12	231.7	16	232.9
4	84 Francesco Simonazzi		ITA			BVM Racing		Dallara F320 Spiess	233.7	8	233.2	20	232.7	13	232.7	14	232.2	9	232.9
5	15 Enzo Trulli		ITA			CryptoTower Racing Team		Dallara F320 Spiess	233.2	17	231.7	9	231.7	10	231.7	12	231.7	13	232.0
6	11 Levente Révész		HUN			Team Motopark		Dallara F320 Spiess	232.2	11	231.2	12	231.2	15	231.2	18	230.7	5	231.3
7	5 Charlie Wurz		AUT			CryptoTower Racing Team		Dallara F320 Spiess	231.7	6	231.2	12	231.2	13	230.7	5	230.7	7	231.1
8	19 Noel Leon		MEX			Team Motopark		Dallara F320 Spiess	231.7	18	231.2	6	231.2	12	231.2	13	231.2	17	231.3



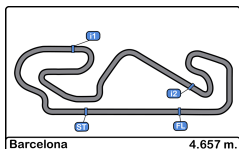


Circuit de Barcelona
Euroformula Open
Free Practice - 1
Fastest Laps Sequence



Lap	Time of Day	Session Time	Nº Driver	Nat	Cat	Team	Nat	Vehicle	Time	Km/h
2	10:31:36.554	3:36.554	15 Enzo Trulli		ITA	CryptoTower Racing Team		Dallara F320 Spiess	1:38.875	169.5
2	10:31:58.255	3:58.255	7 Vladimir Netusil		CZE	GC Effective Racing		Dallara F320 HWA	1:37.869	171.3
3	10:33:10.887	5:10.887	15 Enzo Trulli		ITA	CryptoTower Racing Team		Dallara F320 Spiess	1:34.333	177.7
4	10:34:44.788	6:44.788	15 Enzo Trulli		ITA	CryptoTower Racing Team		Dallara F320 Spiess	1:33.901	178.5
8	10:48:05.625	20:05.625	15 Enzo Trulli		ITA	CryptoTower Racing Team		Dallara F320 Spiess	1:33.862	178.6
9	10:49:28.160	21:28.160	73 Cian Shields		GBR	Team Motopark		Dallara F320 Spiess	1:33.426	179.4
11	10:52:36.842	24:36.842	73 Cian Shields		GBR	Team Motopark		Dallara F320 Spiess	1:33.414	179.4
17	11:04:32.236	36:32.236	5 Charlie Wurz		AUT	CryptoTower Racing Team		Dallara F320 Spiess	1:33.257	179.7
15	11:06:21.528	38:21.528	73 Cian Shields		GBR	Team Motopark		Dallara F320 Spiess	1:33.122	180.0
16	11:07:54.613	39:54.613	73 Cian Shields		GBR	Team Motopark		Dallara F320 Spiess	1:33.085	180.1



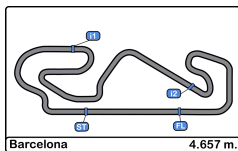


Circuit de Barcelona
Euroformula Open
Free Practice - 1
Event Best Maximum Speed



Nº	Driver	Nat	Cat	Clas	Team	Nat	Vehicle	Km/h	Session
7	Vladimir Netusil		GC	1	Effective Racing		Dallara F320 HWA	235.8	Private test - 2
26	Jakob Bergmeister		R	1	CryptoTower Racing Team		Dallara F320 Spiess	234.7	Free Practice - 1
84	Francesco Simonazzi				BVM Racing		Dallara F320 Spiess	234.2	Private test - 1
5	Charlie Wurz				CryptoTower Racing Team		Dallara F320 Spiess	234.2	Private test - 1
15	Enzo Trulli				CryptoTower Racing Team		Dallara F320 Spiess	234.2	Private test - 1
19	Noel Leon				Team Motopark		Dallara F320 Spiess	234.2	Private test - 2
11	Levente Révész				Team Motopark		Dallara F320 Spiess	233.7	Private test - 2
73	Cian Shields				Team Motopark		Dallara F320 Spiess	233.7	Free Practice - 1





Circuit de Barcelona
Euroformula Open
Free Practice - 1
Pit Stop Analysis



5 Charlie Wurz Dallara F320 Spiess

CryptoTower Racing Team

Nº	In Day Time	In Time	Out Time	Pit Time	T. Pit Time	Handicap	Diff.
1	10:30:04.619	10:30:04.619	10:30:30.424	25.805	25.805		
2	10:41:54.531	10:41:54.531	10:46:20.718	4:26.187	4:51.992		
3	10:54:39.612	10:54:39.612	10:57:54.751	3:15.139	8:07.131		
4	11:06:07.614	11:06:07.614	11:06:32.146	24.532	8:31.663		

7 Vladimir Netusil Dallara F320 HWA

GC Effective Racing

Nº	In Day Time	In Time	Out Time	Pit Time	T. Pit Time	Handicap	Diff.
1	10:33:38.418	10:33:38.418	10:39:24.848	5:46.430	5:46.430		
2	10:51:01.476	10:51:01.476	10:55:41.303	4:39.827	10:26.257		

11 Levente Révész Dallara F320 Spiess

Team Motopark

Nº	In Day Time	In Time	Out Time	Pit Time	T. Pit Time	Handicap	Diff.
1	10:40:16.267	10:40:16.267	10:46:03.043	5:46.776	5:46.776		
2	10:54:14.554	10:54:14.554	10:59:12.255	4:57.701	10:44.477		

15 Enzo Trulli Dallara F320 Spiess

CryptoTower Racing Team

Nº	In Day Time	In Time	Out Time	Pit Time	T. Pit Time	Handicap	Diff.
1	10:36:22.477	10:36:22.477	10:43:12.197	6:49.720	6:49.720		
2	10:51:18.507	10:51:18.507	10:56:00.533	4:42.026	11:31.746		
3	11:04:05.141	11:04:05.141	11:06:45.030	2:39.889	14:11.635		

19 Noel Leon Dallara F320 Spiess

Team Motopark

Nº	In Day Time	In Time	Out Time	Pit Time	T. Pit Time	Handicap	Diff.
1	10:30:14.797	10:30:14.797	10:30:50.127	35.330	35.330		
2	10:40:43.772	10:40:43.772	10:47:08.363	6:24.591	6:59.921		
3	10:56:56.820	10:56:56.820	11:01:45.355	4:48.535	11:48.456		

26 Jakob Bergmeister Dallara F320 Spiess

Rookie CryptoTower Racing Team

Nº	In Day Time	In Time	Out Time	Pit Time	T. Pit Time	Handicap	Diff.
1	10:30:24.361	10:30:24.361	10:30:59.531	35.170	35.170		
2	10:34:38.400	10:34:38.400	10:35:07.923	29.523	1:04.693		
3	10:41:45.840	10:41:45.840	10:45:39.890	3:54.050	4:58.743		
4	10:52:27.044	10:52:27.044	11:02:03.406	9:36.362	14:35.105		

73 Cian Shields Dallara F320 Spiess

Team Motopark

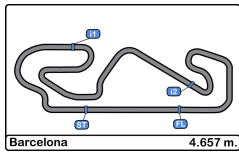
Nº	In Day Time	In Time	Out Time	Pit Time	T. Pit Time	Handicap	Diff.
1	10:30:08.844	10:30:08.844	10:30:42.179	33.335	33.335		
2	10:34:09.095	10:34:09.095	10:34:31.687	22.592	55.927		
3	10:39:38.683	10:39:38.683	10:44:18.275	4:39.592	5:35.519		
4	10:54:15.146	10:54:15.146	11:01:26.299	7:11.153	12:46.672		

84 Francesco Simonazzi Dallara F320 Spiess

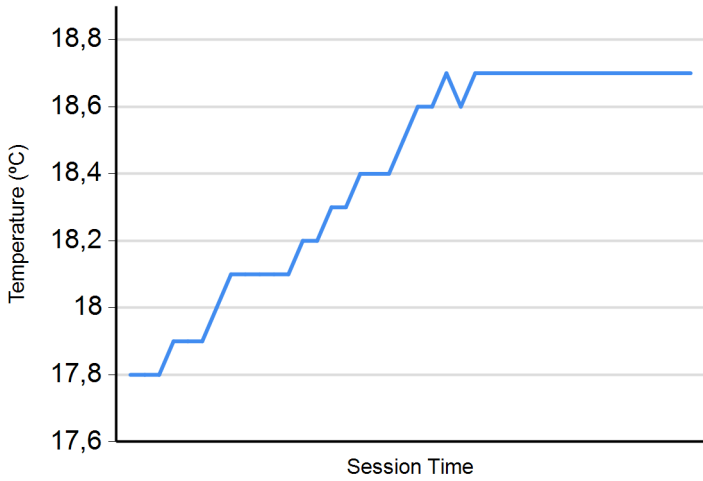
BVM Racing

Nº	In Day Time	In Time	Out Time	Pit Time	T. Pit Time	Handicap	Diff.
1	10:31:45.361	10:31:45.361	10:32:12.390	27.029	27.029		
2	10:34:17.317	10:34:17.317	10:34:48.992	31.675	58.704		
3	10:44:36.726	10:44:36.726	10:48:42.623	4:05.897	5:04.601		
4	10:56:50.114	10:56:50.114	11:00:10.534	3:20.420	8:25.021		

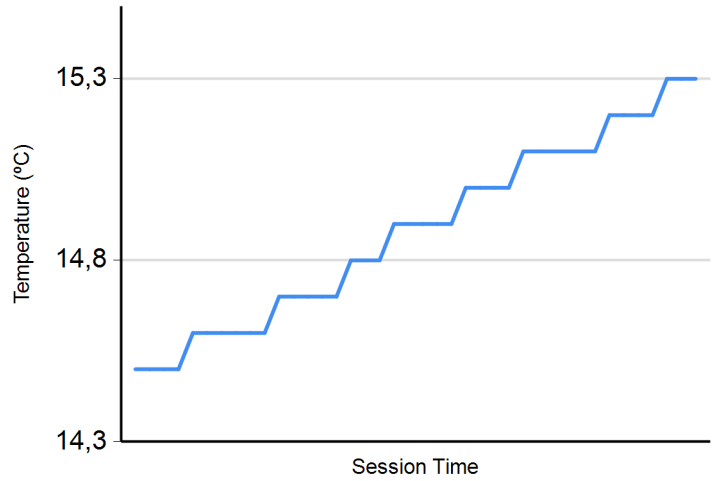




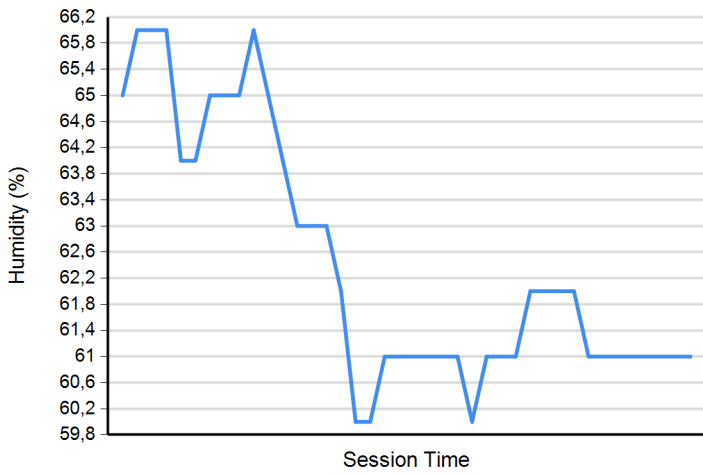
Air Temperature



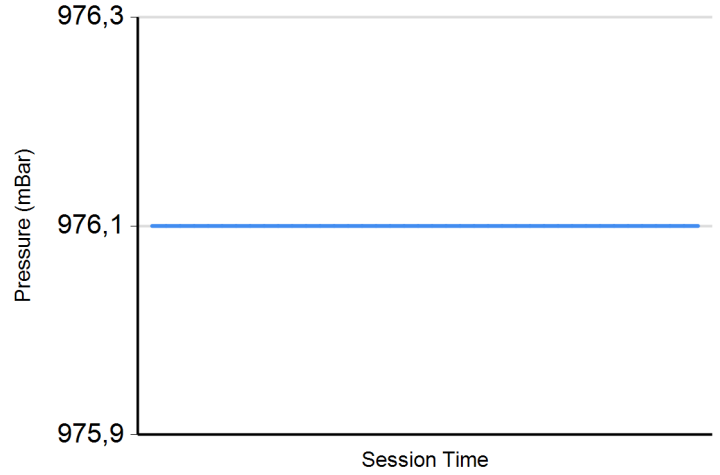
Track Temperature



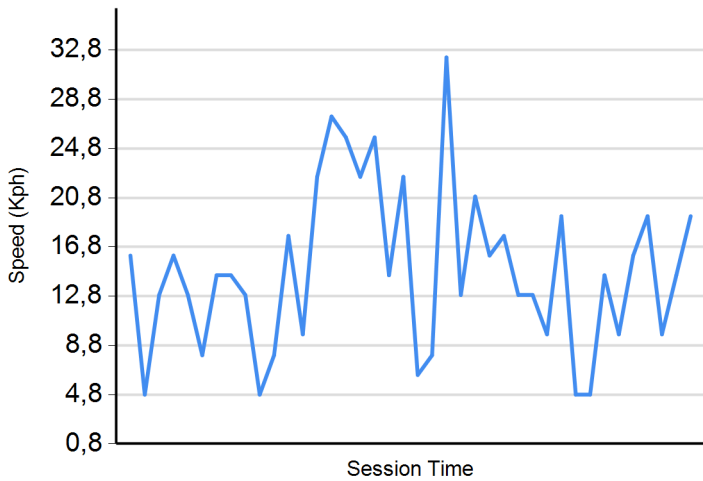
Humidity



Pressure



Wind Speed



Wind direction

North = 0°/360° Est = 90° South = 180° West = 270°

