

Circuit de Barcelona
Euroformula Open
Private test - 2
Provisional Results




Clas	Nº	Driver	Nat	Cat	Clas	Team	Nat	Vehicle	Laps	Best	Time	Gap	Interval	Km/h
1	84	Francesco Simonazzi	ITA			BVM Racing	ITA	Dallara F320 Spiess	14	12	1:32.883			180.4
2	5	Charlie Wurz	AUT			CryptoTower Racing Team	JPN	Dallara F320 Spiess	17	16	1:33.536	0.653	0.653	179.2
3	15	Enzo Trulli	ITA			CryptoTower Racing Team	JPN	Dallara F320 Spiess	16	15	1:33.592	0.709	0.056	179.1
4	73	Cian Shields	GBR			Team Motopark	DEU	Dallara F320 Spiess	16	13	1:33.711	0.828	0.119	178.9
5	19	Noel Leon	MEX			Team Motopark	DEU	Dallara F320 Spiess	15	12	1:33.776	0.893	0.065	178.7
6	26	Jakob Bergmeister	DEU	R	1	CryptoTower Racing Team	JPN	Dallara F320 Spiess	16	11	1:33.975	1.092	0.199	178.4
7	11	Levente Révész	HUN			Team Motopark	DEU	Dallara F320 Spiess	14	13	1:34.089	1.206	0.114	178.1
8	7	Vladimir Netusil	CZE	GC	1	Effective Racing	CZE	Dallara F320 HWA	14	11	1:35.009	2.126	0.920	176.4

Published at:.....

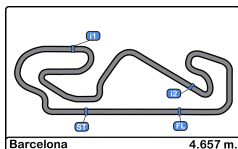
Track Temp: 16.8 °C Air Temp: 25.4 °C Humidity: 55 % Track Status: DRY

Race Director:

Timekeeper:


 Luis Garcia
 JOB-1605-ESP/M





Circuit de Barcelona
Euroformula Open
Private test - 2
Provisional Results by Category



Rookie														
Clas	Nº	Driver	Nat	Cat	Clas	Team	Nat	Vehicle	Laps	Best	Time	Gap	Interval	Km/h
1	26	Jakob Bergmeister		R	1	CryptoTower Racing Team		Dallara F320 Spiess	16	11	1:33.975			178.4
GC														
Clas	Nº	Driver	Nat	Cat	Clas	Team	Nat	Vehicle	Laps	Best	Time	Gap	Interval	Km/h
1	7	Vladimir Netusil		GC	1	Effective Racing		Dallara F320 HWA	14	11	1:35.009			176.4
Clas	Nº	Driver	Nat	Cat	Clas	Team	Nat	Vehicle	Laps	Best	Time	Gap	Interval	Km/h
1	84	Francesco Simonazzi				BVM Racing		Dallara F320 Spiess	14	12	1:32.883			180.4
2	5	Charlie Wurz				CryptoTower Racing Team		Dallara F320 Spiess	17	16	1:33.536	0.653	0.653	179.2
3	15	Enzo Trulli				CryptoTower Racing Team		Dallara F320 Spiess	16	15	1:33.592	0.709	0.056	179.1
4	73	Cian Shields				Team Motopark		Dallara F320 Spiess	16	13	1:33.711	0.828	0.119	178.9
5	19	Noel Leon				Team Motopark		Dallara F320 Spiess	15	12	1:33.776	0.893	0.065	178.7
6	11	Levente Révész				Team Motopark		Dallara F320 Spiess	14	13	1:34.089	1.206	0.313	178.1

Published at:.....

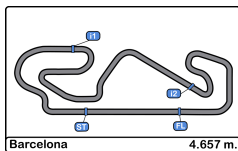
Track Temp: 16.8 °C Air Temp: 25.4 °C Humidity: 55 % Track Status: DRY

Race Director:

Timekeeper:

Luis Garcia
 JOB-1605-ESP/M





Circuit de Barcelona
Euroformula Open
Private test - 2
Lap Analysis



5 Charlie Wurz Dallara F320 Spiess **15** Enzo Trulli Dallara F320 Spiess

CryptoTower Racing Team

CryptoTower Racing Team

Lap	D	Time	Sector 1	Sector 2	Sector 3	T. Spd	Elapsed	Lap	D	Time	Sector 1	Sector 2	Sector 3	T. Spd	Elapsed
1		14:02:02.376	14:00:45.557	44.835	31.984	156.2	14:02:02.376	1		14:02:02.932	14:00:48.498	42.004	32.430	159.7	14:02:02.932
2		1:46.266	33.272	41.831	31.163	215.5	14:03:48.642	2		1:40.852	32.431	39.919	28.502	227.3	14:03:43.784
3		1:34.962	29.280	37.930	27.752	228.8	14:05:23.604	3		1:34.719	29.176	37.702	27.841	230.2	14:05:18.503
4		1:34.705	29.257	37.749	27.699	229.2	14:06:58.309	4		1:34.499	29.054	37.751	27.694	231.2	14:06:53.002
5		1:41.670 P	29.200	37.810	34.660	231.2	14:08:39.979	5		1:42.785 P	29.023	37.681	36.081	232.2	14:08:35.787
6		2:54.978 P	1:43.152	37.884	33.942	167.7	14:11:34.957	6		7:48.771	6:43.154	37.795	27.822	167.4	14:16:24.558
7		4:28.227 P	3:03.804	43.164	41.259	155.1	14:16:03.184	7		1:41.391 P	29.155	37.533	34.703	231.7	14:18:05.949
8		2:17.027	1:06.284	41.350	29.393	165.1	14:18:20.211	8		2:07.496	1:00.947	38.837	27.712	168.4	14:20:13.445
9		1:34.302	29.282	37.569	27.451	227.8	14:19:54.513	9		1:34.286	28.989	37.542	27.755	231.7	14:21:47.731
10		1:34.225	29.092	37.621	27.512	228.8	14:21:28.738	10		1:34.118	28.936	37.634	27.548	233.2	14:23:21.849
11		1:34.133	29.044	37.636	27.453	230.2	14:23:02.871	11		1:33.990	28.905	37.501	27.584	232.7	14:24:55.839
12		1:33.815	28.955	37.646	27.214	231.2	14:24:36.686	12		1:33.794	28.893	37.430	27.471	234.2	14:26:29.633
13		1:34.088	29.044	37.684	27.360	233.2	14:26:10.774	13		1:33.779	28.823	37.471	27.485	234.2	14:28:03.412
14		1:33.755	28.873	37.566	27.316	233.2	14:27:44.529	14		1:33.609	28.820	37.405	27.384	233.7	14:29:37.021
15		1:33.627	28.907	37.503	27.217	231.7	14:29:18.156	15		1:33.592	28.848	37.438	27.306	233.2	14:31:10.613
16		1:33.536	28.842	37.513	27.181	232.2	14:30:51.692	16		1:42.441 P	28.778	38.671	34.992	233.7	14:32:53.054
17		1:41.622 P	28.909	38.060	34.653	231.7	14:32:33.314								

7 Vladimir Netusil Dallara F320 HWA **19** Noel Leon Dallara F320 Spiess

GC

Effective Racing

Team Motopark

Lap	D	Time	Sector 1	Sector 2	Sector 3	T. Spd	Elapsed	Lap	D	Time	Sector 1	Sector 2	Sector 3	T. Spd	Elapsed
1		14:02:14.007	14:01:02.244	41.301	30.462	156.2	14:02:14.007	1		14:02:22.750 P	14:00:57.432	40.672	44.646	165.1	14:02:22.750
2		1:42.495	30.243	39.016	33.236	231.2	14:03:56.502	2		2:13.350	1:05.839	39.262	28.249	163.8	14:04:36.100
3		1:36.765	29.719	38.631	28.415	235.8	14:05:33.267	3		1:42.751 P	29.813	38.024	34.914	226.8	14:06:18.851
4		1:36.414	29.473	38.626	28.315	235.2	14:07:09.681	4		2:34.575	1:22.141	44.627	27.807	161.4	14:08:53.426
5		1:36.498	29.485	38.458	28.555	234.7	14:08:46.179	5		1:43.193 P	29.313	38.345	35.535	229.2	14:10:36.619
6		1:36.382	29.314	38.730	28.338	234.2	14:10:22.561	6		2:19.004 P	1:03.118	40.084	35.802	165.6	14:12:55.623
7		1:43.794 P	29.549	38.533	35.712	233.7	14:12:06.355	7		5:39.896 P	4:14.802	43.873	41.221	131.0	14:18:35.519
8		8:40.509	7:30.480	41.519	28.510	154.2	14:20:46.864	8		2:20.541	1:09.024	44.064	27.453	166.1	14:20:56.060
9		1:36.086	30.109	38.365	27.612	230.7	14:22:22.950	9		1:34.575	29.166	37.952	27.457	229.2	14:22:30.635
10		1:35.080	29.266	38.095	27.719	232.2	14:23:58.030	10		1:33.824	28.971	37.567	27.286	231.2	14:24:04.459
11		1:35.009	29.417	37.848	27.744	232.2	14:25:33.039	11		1:33.781	28.936	37.502	27.343	232.2	14:25:38.240
12		1:36.046	29.154	38.887	28.005	233.7	14:27:09.085	12		1:33.776	28.934	37.479	27.363	234.2	14:27:12.016
13		1:43.766	29.154	45.659	28.953	233.7	14:28:52.851	13		1:33.907	28.894	37.709	27.304	233.2	14:28:45.923
14		2:17.213 P	43.655	49.582	43.976	166.4	14:31:10.064	14		1:33.905	28.924	37.658	27.323	232.2	14:30:19.828
15								15		1:43.512 P	28.876	37.576	37.060	233.2	14:32:03.340

11 Levente Révész Dallara F320 Spiess **26** Jakob Bergmeister Dallara F320 Spiess

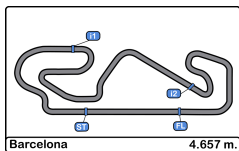
Team Motopark

Rookie

CryptoTower Racing Team

Lap	D	Time	Sector 1	Sector 2	Sector 3	T. Spd	Elapsed	Lap	D	Time	Sector 1	Sector 2	Sector 3	T. Spd	Elapsed
1		14:02:07.042	14:00:54.503	42.437	30.102	164.8	14:02:07.042	1		14:02:30.499 P	14:00:53.499	48.489	48.511	161.9	14:02:30.499
2		1:46.621	31.120	41.028	34.473	223.1	14:03:53.663	2		3:03.710 P	1:43.455	40.878	39.377	120.2	14:05:34.209
3		1:37.996	29.508	39.050	29.438	229.7	14:05:31.659	3		2:28.460	1:21.058	38.957	28.445	165.3	14:08:02.669
4		1:35.131	29.304	38.051	27.776	231.2	14:07:06.790	4		1:45.745 P	29.928	38.595	37.222	225.0	14:09:48.414
5		1:47.467 P	29.322	38.107	40.038	232.2	14:08:54.257	5		2:14.121	1:06.132	39.463	28.526	167.1	14:12:02.535
6		2:27.129 P	1:09.528	39.681	37.920	168.4	14:11:21.386	6		1:53.919 P	30.923	41.639	41.357	227.3	14:13:56.454
7		9:29.093	8:18.924	41.057	29.112	160.2	14:20:50.479	7		2:31.696 P	1:15.164	39.131	37.401	166.1	14:16:28.150
8		1:36.790	30.656	38.466	27.668	219.0	14:22:27.269	8		3:54.083	2:44.227	41.100	28.756	159.2	14:20:22.233
9		1:34.524	29.351	37.760	27.413	230.7	14:24:01.793	9		1:36.293	29.914	38.782	27.597	223.6	14:21:58.526
10		1:34.475	29.123	37.533	27.819	231.2	14:25:36.268	10		1:34.161	29.183	37.639	27.339	231.2	14:23:32.687
11		1:34.222	29.051	37.604	27.567	233.2	14:27:10.490	11		1:33.975	29.009	37.585	27.381	232.7	14:25:06.662
12		1:34.225	29.124	37.815	27.286	233.7	14:28:44.715	12		1:34.211	28.961	37.718	27.532	234.2	14:26:40.873
13		1:34.089	29.085	37.617	27.387	230.7	14:30:18.804	13		1:34.363	29.048	37.780	27.535	234.2	14:28:15.236
14		1:47.462 P	29.089	39.295	39.078	230.7	14:32:06.266	14		1:34.478	29.170	37.822	27.486	232.7	14:29:49.714
15								15		1:34.921	29.050	38.221	27.650	232.2	14:31:24.635
16								16		1:46.053 P	29.500	38.536	38.017	231.7	14:33:10.688





Circuit de Barcelona
Euroformula Open
Private test - 2
Lap Analysis



73

Cian Shields

Dallara F320 Spiess

Team Motopark

Lap	D	Time	Sector 1	Sector 2	Sector 3	T. Spd	Elapsed
1		14:04:27.252 P	14:03:13.145	39.340	34.767	173.0	14:04:27.252
2		2:13.657	1:01.308	41.626	30.723	167.1	14:06:40.909
3		1:45.446 P	31.663	38.930	34.853	225.4	14:08:26.355
4		2:10.985 P	58.816	37.967	34.202	167.7	14:10:37.340
5		4:39.347	3:25.950	42.172	31.225	149.3	14:15:16.687
6		1:43.861	33.130	41.773	28.958	175.8	14:17:00.548
7		1:34.349	29.217	37.667	27.465	230.2	14:18:34.897
8		1:34.303	29.182	37.629	27.492	230.7	14:20:09.200
9		1:34.112	29.090	37.479	27.543	229.7	14:21:43.312
10		1:33.942	29.040	37.425	27.477	231.7	14:23:17.254
11		1:34.065	29.056	37.600	27.409	231.2	14:24:51.319
12		1:34.073	29.057	37.519	27.497	232.7	14:26:25.392
13		1:33.711	28.957	37.462	27.292	232.7	14:27:59.103
14		1:33.734	28.915	37.452	27.367	232.2	14:29:32.837
15		1:33.717	28.930	37.328	27.459	231.7	14:31:06.554
16		1:51.875 P	33.074	39.196	39.605	232.2	14:32:58.429

84

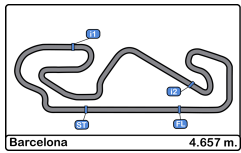
Francesco Simonazzi

Dallara F320 Spiess

BVM Racing

Lap	D	Time	Sector 1	Sector 2	Sector 3	T. Spd	Elapsed
1		14:02:08.694	14:00:59.036	40.751	28.907	166.1	14:02:08.694
2		1:46.032	29.851	41.812	34.369	231.7	14:03:54.726
3		1:34.804	29.111	38.126	27.567	231.7	14:05:29.530
4		1:33.971	28.913	37.677	27.381	231.7	14:07:03.501
5		1:33.660	28.757	37.506	27.397	232.2	14:08:37.161
6		1:55.908	36.815	47.728	31.365	195.6	14:10:33.069
7		1:33.759	28.954	37.492	27.313	230.2	14:12:06.828
8		1:41.365 P	28.881	37.640	34.844	232.2	14:13:48.193
9		8:50.964	7:35.938	45.249	29.777	129.0	14:22:39.157
10		1:37.024	30.278	39.267	27.479	228.8	14:24:16.181
11		1:33.161	28.796	37.223	27.142	232.7	14:25:49.342
12		1:32.883	28.729	37.146	27.008	233.7	14:27:22.225
13		1:45.330	28.731	43.365	33.234	233.7	14:29:07.555
14		1:40.645 P	28.831	37.274	34.540	231.2	14:30:48.200



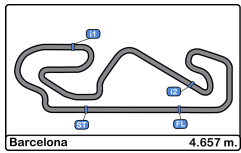


Circuit de Barcelona
Euroformula Open
Private test - 2
Best Sectors Results



Sector - 1				Sector - 2				Sector - 3				Ideal Lap vs Best Lap				
Clas	Nº	Driver	Time	Nº	Driver	Time	Nº	Driver	Time	Clas	Nº	Driver	Ideal Lap	Best Lap	Clas	
1	84	Francesco Simonazzi	28.729	84	Francesco Simonazzi	37.146	84	Francesco Simonazzi	27.008	1	84	Francesco Simonazzi	1:32.883	1:32.883	1	
2	15	Enzo Trulli	28.778	73	Cian Shields	37.328	5	Charlie Wurz	27.181	2	15	Enzo Trulli	1:33.489	1:33.592	3	
3	5	Charlie Wurz	28.842	15	Enzo Trulli	37.405	19	Noel Leon	27.286	3	5	Charlie Wurz	1:33.526	1:33.536	2	
4	19	Noel Leon	28.876	19	Noel Leon	37.479	11	Levente Révész	27.286	4	73	Cian Shields	1:33.535	1:33.711	4	
5	73	Cian Shields	28.915	5	Charlie Wurz	37.503	73	Cian Shields	27.292	5	19	Noel Leon	1:33.641	1:33.776	5	
6	26	Jakob Bergmeister	28.961	11	Levente Révész	37.533	15	Enzo Trulli	27.306	6	11	Levente Révész	1:33.870	1:34.089	7	
7	11	Levente Révész	29.051	26	Jakob Bergmeister	37.585	26	Jakob Bergmeister	27.339	7	26	Jakob Bergmeister	1:33.885	1:33.975	6	
8	7	Vladimir Netusil	29.154	7	Vladimir Netusil	37.848	7	Vladimir Netusil	27.612	8	7	Vladimir Netusil	1:34.614	1:35.009	8	



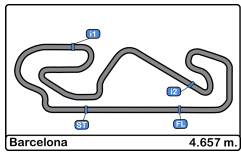


Circuit de Barcelona
Euroformula Open
Private test - 2
Best 5 Lap Times



Cls	N°	Driver	Nat	Cat	Cls	Team	Nat	Vehicle	Best 1		Best 2		Best 3		Best 4		Best 5	
									Time	Lap	Time	Lap	Time	Lap	Time	Lap	Time	Lap
1	84	Francesco Simonazzi	ITA			BVM Racing	ITA	Dallara F320 Spiess	1:32.883	12	1:33.161	11	1:33.660	5	1:33.759	7	1:33.971	4
2	5	Charlie Wurz	AUT			CryptoTower Racing	JPN	Dallara F320 Spiess	1:33.536	16	1:33.627	15	1:33.755	14	1:33.815	12	1:34.088	13
3	15	Enzo Trulli	ITA			CryptoTower Racing	JPN	Dallara F320 Spiess	1:33.592	15	1:33.609	14	1:33.779	13	1:33.794	12	1:33.990	11
4	73	Cian Shields	GBR			Team Motopark	DEU	Dallara F320 Spiess	1:33.711	13	1:33.717	15	1:33.734	14	1:33.942	10	1:34.065	11
5	19	Noel Leon	MEX			Team Motopark	DEU	Dallara F320 Spiess	1:33.776	12	1:33.781	11	1:33.824	10	1:33.905	14	1:33.907	13
6	26	Jakob Bergmeister	DEU	R	1	CryptoTower Racing	JPN	Dallara F320 Spiess	1:33.975	11	1:34.161	10	1:34.211	12	1:34.363	13	1:34.478	14
7	11	Levente Révész	HUN			Team Motopark	DEU	Dallara F320 Spiess	1:34.089	13	1:34.222	11	1:34.225	12	1:34.475	10	1:34.524	9
8	7	Vladimir Netusil	CZE	GC	1	Effective Racing	CZE	Dallara F320 HWA	1:35.009	11	1:35.080	10	1:36.046	12	1:36.086	9	1:36.382	6



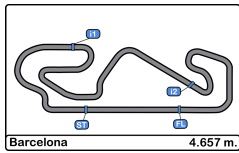


Circuit de Barcelona
Euroformula Open
Private test - 2
Best 5 Top Speeds



Clas	Nº	Driver	Nat	Cat	Cls	Team	Nat	Vehicle	Top 1		Top 2		Top 3		Top 4		Top 5		Avg
									Km/h	Lap	Km/h	Lap	Km/h	Lap	Km/h	Lap	Km/h	Lap	
1	7	Vladimir Netusil	CZE	GC	1	Effective Racing	CZE	Dallara F320 HWA	235.8	3	235.2	4	234.7	5	234.2	6	233.7	7	234.7
2	15	Enzo Trulli	ITA			CryptoTower Racing Team	ITA	Dallara F320 Spiess	234.2	12	234.2	13	233.7	14	233.7	16	233.2	10	233.8
3	19	Noel Leon	MEX			Team Motopark	GER	Dallara F320 Spiess	234.2	12	233.2	13	233.2	15	232.2	11	232.2	14	233.0
4	26	Jakob Bergmeister	DEU	R	1	CryptoTower Racing Team	DEU	Dallara F320 Spiess	234.2	12	234.2	13	232.7	11	232.7	14	232.2	15	233.2
5	11	Levente Révész	HUN			Team Motopark	GER	Dallara F320 Spiess	233.7	12	233.2	11	232.2	5	231.2	4	231.2	10	232.3
6	84	Francesco Simonazzi	ITA			BVM Racing	ITA	Dallara F320 Spiess	233.7	12	233.7	13	232.7	11	232.2	5	232.2	8	232.9
7	5	Charlie Wurz	AUT			CryptoTower Racing Team	ITA	Dallara F320 Spiess	233.2	13	233.2	14	232.2	16	231.7	15	231.7	17	232.4
8	73	Cian Shields	GBR			Team Motopark	DEU	Dallara F320 Spiess	232.7	12	232.7	13	232.2	14	232.2	16	231.7	10	232.3



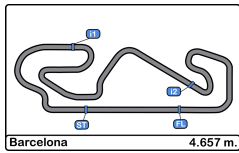


Circuit de Barcelona
Euroformula Open
Private test - 2
Fastest Laps Sequence



Lap	Time of Day	Session Time	Nº Driver	Nat	Cat	Team	Nat	Vehicle	Time	Km/h
2	14:03:43.784	5:43.784	15 Enzo Trulli	ITA		CryptoTower Racing Team	ITA	Dallara F320 Spiess	1:40.852	166.2
3	14:05:18.503	7:18.503	15 Enzo Trulli	ITA		CryptoTower Racing Team	ITA	Dallara F320 Spiess	1:34.719	176.9
4	14:06:53.002	8:53.002	15 Enzo Trulli	ITA		CryptoTower Racing Team	ITA	Dallara F320 Spiess	1:34.499	177.4
4	14:07:03.501	9:03.501	84 Francesco Simonazzi	ITA		BVM Racing	ITA	Dallara F320 Spiess	1:33.971	178.4
5	14:08:37.161	10:37.161	84 Francesco Simonazzi	ITA		BVM Racing	ITA	Dallara F320 Spiess	1:33.660	179.0
11	14:25:49.342	27:49.342	84 Francesco Simonazzi	ITA		BVM Racing	ITA	Dallara F320 Spiess	1:33.161	179.9
12	14:27:22.225	29:22.225	84 Francesco Simonazzi	ITA		BVM Racing	ITA	Dallara F320 Spiess	1:32.883	180.4





Circuit de Barcelona

Euroformula Open

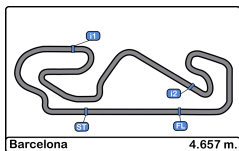
Private test - 2

Event Best Maximum Speed



Nº	Driver	Nat	Cat	Clas	Team	Nat	Vehicle	Km/h	Session	
7	Vladimir Netusil		CZE	GC	1	Effective Racing		Dallara F320 HWA	235.8	Private test - 2
84	Francesco Simonazzi		ITA			BVM Racing		Dallara F320 Spiess	234.2	Private test - 1
26	Jakob Bergmeister		DEU	R	1	CryptoTower Racing Team		Dallara F320 Spiess	234.2	Private test - 1
5	Charlie Wurz		AUT			CryptoTower Racing Team		Dallara F320 Spiess	234.2	Private test - 1
15	Enzo Trulli		ITA			CryptoTower Racing Team		Dallara F320 Spiess	234.2	Private test - 1
19	Noel Leon		MEX			Team Motopark		Dallara F320 Spiess	234.2	Private test - 2
73	Cian Shields		GBR			Team Motopark		Dallara F320 Spiess	233.7	Private test - 1
11	Levente Révész		HUN			Team Motopark		Dallara F320 Spiess	233.7	Private test - 2





Circuit de Barcelona
Euroformula Open
Private test - 2
Pit Stop Analysis



5 Charlie Wurz Dallara F320 Spiess

CryptoTower Racing Team

Nº	In Day Time	In Time	Out Time	Pit Time	T. Pit Time	Handicap	Diff.
1	14:08:34.929	14:08:34.929	14:09:32.195	57.266	57.266		
2	14:11:30.309	14:11:30.309	14:14:02.975	2:32.666	3:29.932		
3	14:15:58.437	14:15:58.437	14:16:25.348	26.911	3:56.843		

7 Vladimir Netusil Dallara F320 HWA

GC Effective Racing

Nº	In Day Time	In Time	Out Time	Pit Time	T. Pit Time	Handicap	Diff.
1	14:12:02.349	14:12:02.349	14:19:02.189	6:59.840	6:59.840		

11 Levente Révész Dallara F320 Spiess

Team Motopark

Nº	In Day Time	In Time	Out Time	Pit Time	T. Pit Time	Handicap	Diff.
1	14:08:48.888	14:08:48.888	14:09:17.837	28.949	28.949		
2	14:11:17.032	14:11:17.032	14:19:05.675	7:48.643	8:17.592		

15 Enzo Trulli Dallara F320 Spiess

CryptoTower Racing Team

Nº	In Day Time	In Time	Out Time	Pit Time	T. Pit Time	Handicap	Diff.
1	14:08:31.269	14:08:31.269	14:14:32.805	6:01.536	6:01.536		
2	14:18:01.907	14:18:01.907	14:18:26.268	24.361	6:25.897		

19 Noel Leon Dallara F320 Spiess

Team Motopark

Nº	In Day Time	In Time	Out Time	Pit Time	T. Pit Time	Handicap	Diff.
1	14:02:17.897	14:02:17.897	14:02:46.604	28.707	28.707		
2	14:06:14.630	14:06:14.630	14:06:41.067	26.437	55.144		
3	14:10:32.479	14:10:32.479	14:10:56.812	24.333	1:19.477		
4	14:12:51.276	14:12:51.276	14:16:31.311	3:40.035	4:59.512		
5	14:18:30.890	14:18:30.890	14:18:57.074	26.184	5:25.696		

26 Jakob Bergmeister Dallara F320 Spiess

Rookie CryptoTower Racing Team

Nº	In Day Time	In Time	Out Time	Pit Time	T. Pit Time	Handicap	Diff.
1	14:02:26.772	14:02:26.772	14:03:36.680	1:09.908	1:09.908		
2	14:05:30.070	14:05:30.070	14:05:54.863	24.793	1:34.701		
3	14:09:43.922	14:09:43.922	14:10:09.075	25.153	1:59.854		
4	14:13:51.815	14:13:51.815	14:14:18.674	26.859	2:26.713		
5	14:16:23.852	14:16:23.852	14:18:38.727	2:14.875	4:41.588		

73 Cian Shields Dallara F320 Spiess

Team Motopark

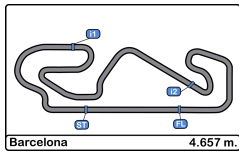
Nº	In Day Time	In Time	Out Time	Pit Time	T. Pit Time	Handicap	Diff.
1	14:04:23.308	14:04:23.308	14:04:46.094	22.786	22.786		
2	14:08:22.364	14:08:22.364	14:08:45.795	23.431	46.217		
3	14:10:33.181	14:10:33.181	14:13:29.934	2:56.753	3:42.970		

84 Francesco Simonazzi Dallara F320 Spiess

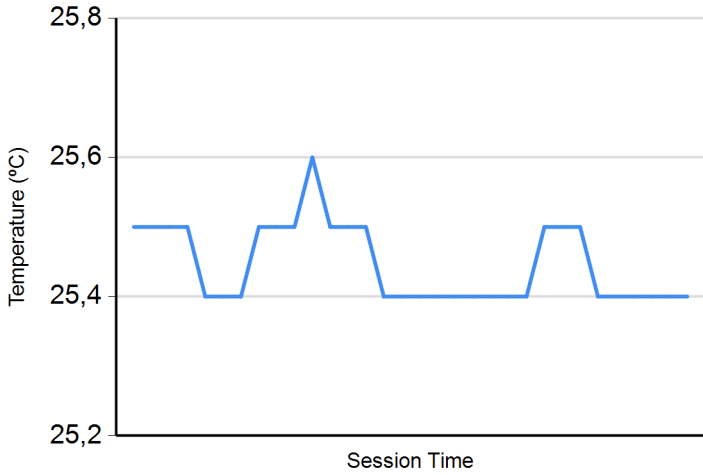
BVM Racing

Nº	In Day Time	In Time	Out Time	Pit Time	T. Pit Time	Handicap	Diff.
1	14:13:44.074	14:13:44.074	14:20:40.649	6:56.575	6:56.575		

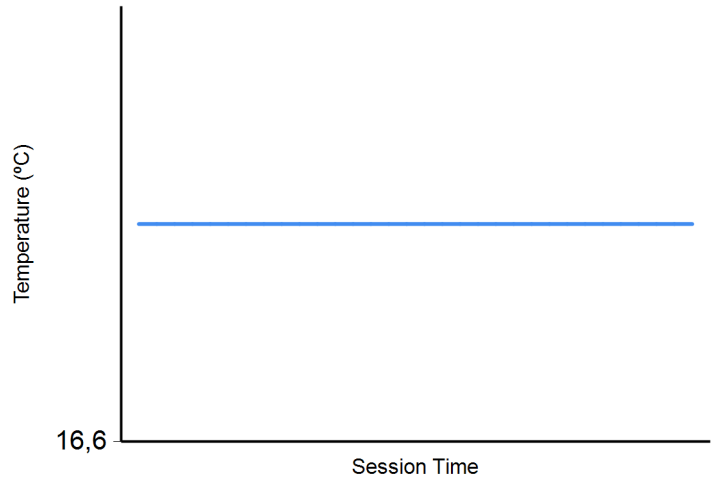




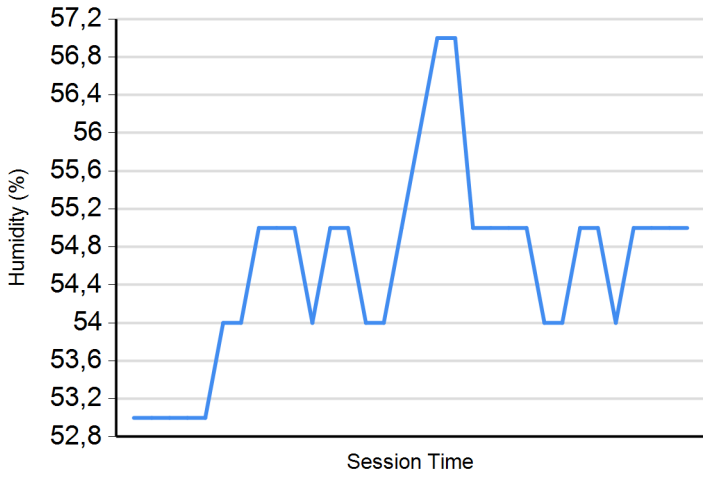
Air Temperature



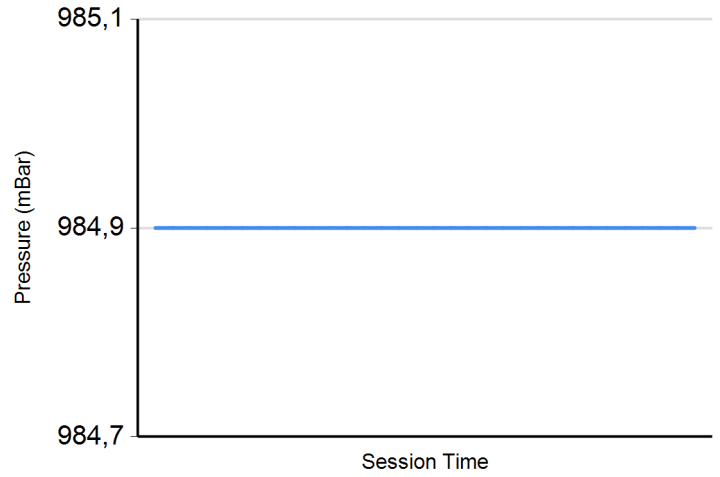
Track Temperature



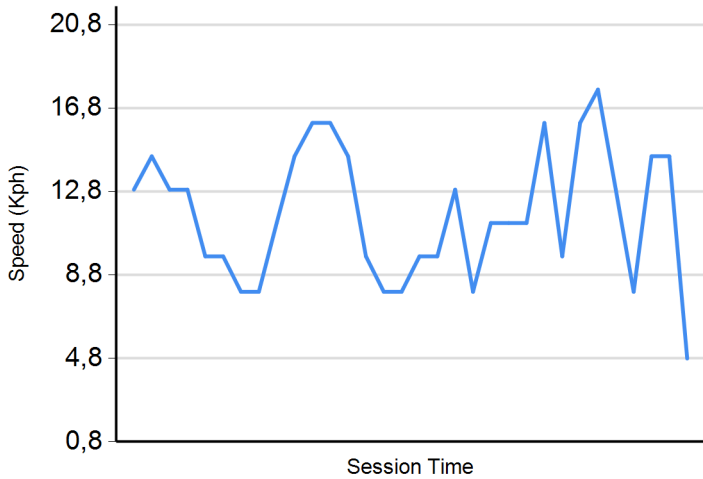
Humidity



Pressure

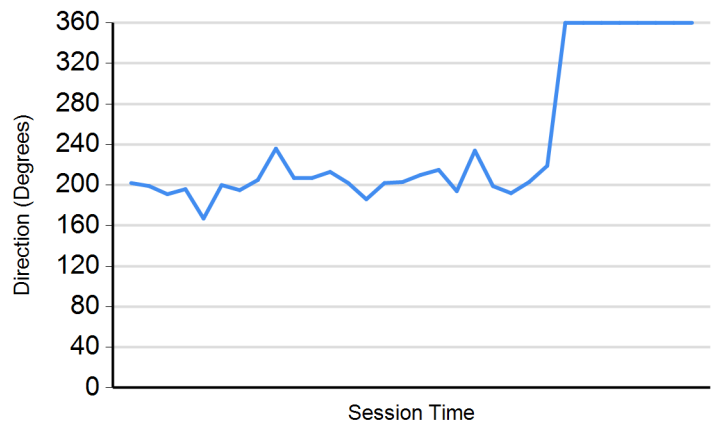


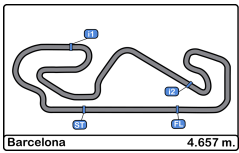
Wind Speed



Wind direction

North = 0°/360° Est = 90° South = 180° West = 270°





Circuit de Barcelona
Euroformula Open
Private Test - 1 - 2
Combined Results



Cls	Nº	Driver	Nat	Cat	Clas	Team	Nat	Vehicle	Laps	PT1	PT2	Best	Gap	Interval	Km/h		
1	19	Noel Leon	MEX			Team Motopark	DEU	Dallara F320 Spiess	48	1:32.130	31	1:33.776	12	1:32.130	181.9		
2	73	Cian Shields	GBR			Team Motopark	DEU	Dallara F320 Spiess	47	1:32.425	21	1:33.711	13	1:32.425	0.295	0.295	181.3
3	5	Charlie Wurz	AUT			CryptoTower Racing Team	JPN	Dallara F320 Spiess	52	1:32.509	29	1:33.536	16	1:32.509	0.379	0.084	181.2
4	15	Enzo Trulli	ITA			CryptoTower Racing Team	JPN	Dallara F320 Spiess	30	1:32.562	13	1:33.592	15	1:32.562	0.432	0.053	181.1
5	26	Jakob Bergmeister	DEU	R	1	CryptoTower Racing Team	JPN	Dallara F320 Spiess	52	1:32.843	29	1:33.975	11	1:32.843	0.713	0.281	180.5
6	11	Levente Révész	HUN			Team Motopark	DEU	Dallara F320 Spiess	47	1:32.874	22	1:34.089	13	1:32.874	0.744	0.031	180.5
7	84	Francesco Simonazzi	ITA			BVM Racing	ITA	Dallara F320 Spiess	49	1:32.887	29	1:32.883	12	1:32.883	0.753	0.009	180.4
8	7	Vladimir Netusil	CZE	GC	1	Effective Racing	CZE	Dallara F320 HWA	42	1:33.695	28	1:35.009	11	1:33.695	1.565	0.812	178.9

Published at:.....

Race Director:	Timekeeper: Luis García JOB-1605-ESP/M
-----------------------	---

