

Circuit de Barcelona
Euroformula Open
Private test - 1
Provisional Results




Clas	Nº	Driver	Nat	Cat	Clas	Team	Nat	Vehicle	Laps	Best	Time	Gap	Interval	Km/h
1	19	Noel Leon	MEX			Team Motopark	DEU	Dallara F320 Spiess	33	31	1:32.130			181.9
2	73	Cian Shields	GBR			Team Motopark	DEU	Dallara F320 Spiess	31	21	1:32.425	0.295	0.295	181.3
3	5	Charlie Wurz	AUT			CryptoTower Racing Team	JPN	Dallara F320 Spiess	35	29	1:32.509	0.379	0.084	181.2
4	15	Enzo Trulli	ITA			CryptoTower Racing Team	JPN	Dallara F320 Spiess	14	13	1:32.562	0.432	0.053	181.1
5	26	Jakob Bergmeister	DEU	R	1	CryptoTower Racing Team	JPN	Dallara F320 Spiess	36	29	1:32.843	0.713	0.281	180.5
6	11	Levente Révész	HUN			Team Motopark	DEU	Dallara F320 Spiess	33	22	1:32.874	0.744	0.031	180.5
7	84	Francesco Simonazzi	ITA			BVM Racing	ITA	Dallara F320 Spiess	35	29	1:32.887	0.757	0.013	180.4
8	7	Vladimir Netusil	CZE	GC	1	Effective Racing	CZE	Dallara F320 HWA	28	28	1:33.695	1.565	0.808	178.9

Published at:.....

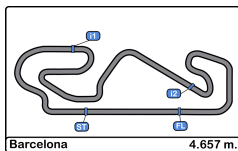
Track Temp: 16.8 °C Air Temp: 22.6 °C Humidity: 58 % Track Status: DRY

Race Director:

Timekeeper:


 Luis Garcia
 JOB-1605-ESP/M





Circuit de Barcelona
Euroformula Open
Private test - 1
Provisional Results by Category



Rookie														
Clas	Nº	Driver	Nat	Cat	Clas	Team	Nat	Vehicle	Laps	Best	Time	Gap	Interval	Km/h
1	26	Jakob Bergmeister		R	1	CryptoTower Racing Team		Dallara F320 Spiess	36	29	1:32.843			180.5

GC														
Clas	Nº	Driver	Nat	Cat	Clas	Team	Nat	Vehicle	Laps	Best	Time	Gap	Interval	Km/h
1	7	Vladimir Netusil		GC	1	Effective Racing		Dallara F320 HWA	28	28	1:33.695			178.9

Clas	Nº	Driver	Nat	Cat	Clas	Team	Nat	Vehicle	Laps	Best	Time	Gap	Interval	Km/h
1	19	Noel Leon				Team Motopark		Dallara F320 Spiess	33	31	1:32.130			181.9
2	73	Cian Shields				Team Motopark		Dallara F320 Spiess	31	21	1:32.425	0.295	0.295	181.3
3	5	Charlie Wurz				CryptoTower Racing Team		Dallara F320 Spiess	35	29	1:32.509	0.379	0.084	181.2
4	15	Enzo Trulli				CryptoTower Racing Team		Dallara F320 Spiess	14	13	1:32.562	0.432	0.053	181.1
5	11	Levente Révész				Team Motopark		Dallara F320 Spiess	33	22	1:32.874	0.744	0.312	180.5
6	84	Francesco Simonazzi				BVM Racing		Dallara F320 Spiess	35	29	1:32.887	0.757	0.013	180.4

Published at:.....

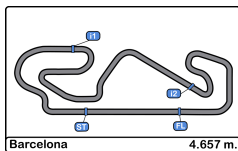
Track Temp: 16.8 °C Air Temp: 22.6 °C Humidity: 58 % Track Status: DRY

Race Director:

Timekeeper:

Luis Garcia
 JOB-1605-ESP/M





Circuit de Barcelona
Euroformula Open
Private test - 1
Lap Analysis



5

Charlie Wurz

Dallara F320 Spiess

7

Vladimir Netusil

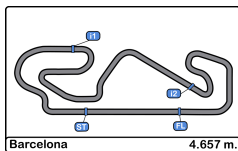
Dallara F320 HWA

CryptoTower Racing Team GC

Effective Racing

Lap	D	Time	Sector 1	Sector 2	Sector 3	T. Spd	Elapsed	Lap	D	Time	Sector 1	Sector 2	Sector 3	T. Spd	Elapsed
1		9:02:20.596 P	9:00:56.790	45.322	38.484	159.5	9:02:20.596	1		9:04:15.310	9:02:57.734	45.068	32.508	152.5	9:04:15.310
2		4:07.764	2:53.258	43.283	31.223	161.4	9:06:28.360	2		1:50.631 P	32.556	40.825	37.250	225.0	9:06:05.941
3		1:42.537	32.339	41.486	28.712	217.7	9:08:10.897	3		2:45.454	1:36.432	40.098	28.924	164.6	9:08:51.395
4		1:34.934	29.519	37.950	27.465	229.2	9:09:45.831	4		1:38.072	30.302	39.308	28.462	229.2	9:10:29.467
5		1:34.463	29.114	37.768	27.581	231.2	9:11:20.294	5		1:37.432	29.970	38.960	28.502	230.2	9:12:06.899
6		1:34.351	29.147	37.819	27.385	231.7	9:12:54.645	6		1:37.159	29.764	38.958	28.437	231.2	9:13:44.058
7		1:34.098	29.026	37.632	27.440	231.2	9:14:28.743	7		1:37.490	29.850	38.799	28.841	229.7	9:15:21.548
8		1:50.377	35.978	44.791	29.608	231.2	9:16:19.120	8		2:00.390 P	29.912	47.223	43.255	229.7	9:17:21.938
9		1:34.042	29.043	37.605	27.394	230.7	9:17:53.162	9		6:44.240	5:34.602	40.694	28.944	164.1	9:24:06.178
10		1:33.925	28.951	37.565	27.409	232.2	9:19:27.087	10		1:37.671	30.134	39.194	28.343	228.3	9:25:43.849
11		1:40.924 P	28.950	37.603	34.371	232.2	9:21:08.011	11		1:37.395	29.906	38.875	28.614	229.7	9:27:21.244
12		10:05.266	8:46.630	45.278	33.358	154.7	9:31:13.277	12		1:46.023 P	30.002	39.389	36.632	230.2	9:29:07.267
13		1:42.769	32.514	41.552	28.703	219.5	9:32:56.046	13		14:04.131	12:50.571	44.013	29.547	136.1	9:43:11.398
14		1:33.036	29.000	37.081	26.955	229.7	9:34:29.082	14		1:37.609	30.332	39.279	27.998	231.2	9:44:49.007
15		1:32.740	28.773	37.034	26.933	231.2	9:36:01.822	15		1:35.172	29.351	38.213	27.608	233.2	9:46:24.179
16		1:51.918	37.167	45.440	29.311	219.5	9:37:53.740	16		1:34.889	29.123	38.023	27.743	234.7	9:47:59.068
17		1:32.829	28.867	37.020	26.942	229.7	9:39:26.569	17		1:34.957	29.214	37.995	27.748	233.7	9:49:34.025
18		1:32.731	28.767	37.133	26.831	231.7	9:40:59.300	18		1:35.061	29.124	38.117	27.820	233.7	9:51:09.086
19		1:40.895 P	28.775	37.360	34.760	232.2	9:42:40.195	19		1:35.323	29.305	38.108	27.910	234.7	9:52:44.409
20		8:24.527	7:08.236	44.478	31.813	147.9	9:51:04.722	20		1:35.947	29.185	38.912	27.850	233.7	9:54:20.356
21		1:44.939	34.046	41.991	28.902	217.3	9:52:49.661	21		1:44.312 P	29.166	38.428	36.718	234.7	9:56:04.668
22		1:32.628	28.656	37.053	26.919	231.7	9:54:22.289	22		23:54.798	22:43.551	42.031	29.216	130.5	10:19:59.466
23		1:46.876	35.312	42.725	28.839	234.2	9:56:09.165	23		1:38.281	30.009	39.556	28.716	233.2	10:21:37.747
24		1:32.993	28.702	37.368	26.923	231.2	9:57:42.158	24		1:45.885 P	29.506	39.720	36.659	232.7	10:23:23.632
25		1:39.855 P	28.747	37.289	33.819	232.7	9:59:22.013	25		7:47.267	6:37.409	41.336	28.522	144.9	10:31:10.899
26		13:22.532	12:05.848	44.598	32.086	159.2	10:12:44.545	26		1:34.625	29.259	37.916	27.450	231.7	10:32:45.524
27		1:44.248	32.200	43.381	28.667	216.8	10:14:28.793	27		1:34.033	29.182	37.547	27.304	233.7	10:34:19.557
28		1:32.568	28.826	36.977	26.765	230.7	10:16:01.361	28		1:33.695	28.905	37.406	27.384	234.7	10:35:53.252
29		1:32.509	28.696	36.983	26.830	230.7	10:17:33.870	29			28.922			233.2	
30		1:40.312 P	28.704	37.091	34.517	232.2	10:19:14.182								
31		12:22.140	11:06.210	44.294	31.636	146.1	10:31:36.322								
32		1:41.836	32.610	40.721	28.505	212.5	10:33:18.158								
33		1:32.638	28.733	37.047	26.858	230.7	10:34:50.796								
34		1:32.798	28.762	37.278	26.758	232.2	10:36:23.594								
35		1:45.058 P	28.700	39.119	37.239	230.7	10:38:08.652								





Circuit de Barcelona
Euroformula Open
Private test - 1
Lap Analysis



11

Levente Révész

Dallara F320 Spiess 19

Noel Leon

Dallara F320 Spiess

Team Motopark

Team Motopark

Lap	D	Time	Sector 1	Sector 2	Sector 3	T. Spd	Elapsed	Lap	D	Time	Sector 1	Sector 2	Sector 3	T. Spd	Elapsed
1		9:03:46.396 P	9:02:14.617	44.234	47.545	147.3	9:03:46.396	1		9:02:29.529 P	9:01:07.058	43.495	38.976	151.0	9:02:29.529
2		6:13.001	5:01.765	41.625	29.611	151.4	9:09:59.397	2		3:44.150	2:35.504	40.297	28.349	164.3	9:06:13.679
3		1:37.847	30.982	39.004	27.861	222.2	9:11:37.244	3		1:35.563	29.822	38.044	27.697	228.8	9:07:49.242
4		1:34.408	29.204	37.855	27.349	230.7	9:13:11.652	4		1:35.406	29.189	38.711	27.506	230.2	9:09:24.648
5		1:34.113	29.121	37.743	27.249	231.7	9:14:45.765	5		1:34.536	29.154	37.849	27.533	231.2	9:10:59.184
6		1:41.216	32.474	40.899	27.843	232.7	9:16:26.981	6		1:34.333	29.060	37.807	27.466	231.2	9:12:33.517
7		1:34.236	29.082	37.712	27.442	232.2	9:18:01.217	7		2:03.930	37.087	52.092	34.751	231.2	9:14:37.447
8		1:46.600	33.113	45.777	27.710	232.7	9:19:47.817	8		1:34.089	29.096	37.583	27.410	230.7	9:16:11.536
9		1:34.053	29.000	37.603	27.450	232.2	9:21:21.870	9		1:34.609	29.143	37.919	27.547	230.7	9:17:46.145
10		1:51.257 P	29.090	41.973	40.194	233.2	9:23:13.127	10		1:46.405 P	29.049	37.815	39.541	231.2	9:19:32.550
11		9:03.904	7:51.388	42.412	30.104	159.7	9:32:17.031	11		8:26.171	7:13.493	43.000	29.678	109.5	9:27:58.721
12		1:43.143	32.052	41.390	29.701	219.5	9:34:00.174	12		1:39.279	31.920	40.003	27.356	211.7	9:29:38.000
13		1:33.828	29.105	37.550	27.173	230.2	9:35:34.002	13		1:33.404	29.063	37.280	27.061	230.7	9:31:11.404
14		1:33.621	29.070	37.377	27.174	231.7	9:37:07.623	14		1:32.912	28.864	37.107	26.941	230.2	9:32:44.316
15		1:40.349	32.522	40.294	27.533	231.2	9:38:47.972	15		1:33.050	28.832	37.088	27.130	230.7	9:34:17.366
16		1:33.689	29.125	37.387	27.177	230.2	9:40:21.661	16		1:51.135	28.873	42.506	39.756	231.2	9:36:08.501
17		1:44.906 P	29.904	38.015	36.987	230.7	9:42:06.567	17		1:44.208 P	29.055	37.228	37.925	229.7	9:37:52.709
18		9:09.288	7:55.085	44.305	29.898	156.9	9:51:15.855	18		10:40.519	9:27.974	43.417	29.128	133.6	9:48:33.228
19		1:38.428	30.363	39.158	28.907	225.4	9:52:54.283	19		1:42.759	30.671	45.049	27.039	224.5	9:50:15.987
20		1:33.145	28.809	37.301	27.035	231.2	9:54:27.428	20		1:32.437	28.752	36.838	26.847	230.7	9:51:48.424
21		1:33.155	28.895	37.408	26.852	232.7	9:56:00.583	21		1:32.535	28.691	36.880	26.964	231.2	9:53:20.959
22		1:32.874	28.828	37.121	26.925	231.7	9:57:33.457	22		1:41.008 P	28.793	36.978	35.237	231.7	9:55:01.967
23		1:46.171 P	28.751	40.657	36.763	231.7	9:59:19.628	23		12:37.548	11:27.283	41.359	28.906	150.8	10:07:39.515
24		10:38.741	9:27.051	41.837	29.853	155.6	10:09:58.369	24		1:36.884	30.273	39.521	27.090	224.0	10:09:16.399
25		1:37.620	30.880	39.167	27.573	221.7	10:11:35.989	25		1:35.507	28.750	39.507	27.250	230.7	10:10:51.906
26		1:33.030	28.900	37.179	26.951	230.7	10:13:09.019	26		1:32.491	28.679	36.979	26.833	230.7	10:12:24.397
27		1:37.434	28.803	37.297	31.334	231.2	10:14:46.453	27		1:32.538	28.676	36.969	26.893	230.7	10:13:56.935
28		1:54.045 P	28.928	43.664	41.453	230.2	10:16:40.498	28		1:54.395 P	29.571	43.922	40.902	230.7	10:15:51.330
29		15:02.642	13:48.902	43.017	30.723	161.1	10:31:43.140	29		16:02.121	14:51.226	41.401	29.494	154.5	10:31:53.451
30		1:41.289	31.805	41.094	28.390	221.7	10:33:24.429	30		1:36.761	30.555	38.992	27.214	217.7	10:33:30.212
31		1:33.413	28.942	37.368	27.103	229.7	10:34:57.842	31		1:32.130	28.532	36.781	26.817	230.7	10:35:02.342
32		1:33.088	28.821	37.308	26.959	231.2	10:36:30.930	32		1:42.157	29.635	42.570	29.952	232.2	10:36:44.499
33		1:49.179 P	28.838	40.610	39.731	230.2	10:38:20.109	33		1:49.110 P	28.688	43.997	36.425	230.7	10:38:33.609

15

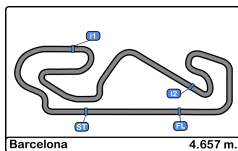
Enzo Trulli

Dallara F320 Spiess

CryptoTower Racing Team

Lap	D	Time	Sector 1	Sector 2	Sector 3	T. Spd	Elapsed
1		9:03:15.441 P	9:01:45.425	46.255	43.761	167.1	9:03:15.441
2		1:02:28.081 P	1:01:07.274	42.690	38.117	164.3	10:05:43.522
3		3:58.378	2:51.451	38.884	28.043	173.3	10:09:41.900
4		1:34.275	29.203	37.705	27.367	231.7	10:11:16.175
5		1:33.527	28.800	37.399	27.328	232.2	10:12:49.702
6		1:33.689	28.811	37.496	27.382	234.2	10:14:23.391
7		1:41.836 P	28.776	37.432	35.628	232.7	10:16:05.227
8		5:33.839	4:25.229	40.355	28.255	167.1	10:21:39.066
9		1:41.304	30.864	41.605	28.835	232.7	10:23:20.370
10		1:51.720 P	31.728	40.948	39.044	230.7	10:25:12.090
11		8:29.864	7:19.003	41.143	29.718	130.4	10:33:41.954
12		1:37.046	30.639	38.655	27.752	224.5	10:35:19.000
13		1:32.562	28.623	36.926	27.013	232.7	10:36:51.562
14		1:44.147 P	28.527	39.198	36.422	232.2	10:38:35.709





Circuit de Barcelona
Euroformula Open
Private test - 1
Lap Analysis



26 Jakob Bergmeister Dallara F320 Spiess **73** Cian Shields Dallara F320 Spiess

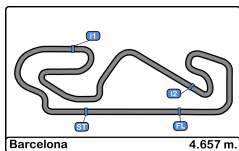
Rookie

CryptoTower Racing Team

Team Motopark

Lap	D	Time	Sector 1	Sector 2	Sector 3	T. Spd	Elapsed	Lap	D	Time	Sector 1	Sector 2	Sector 3	T. Spd	Elapsed
1		9:03:24.081 P	9:01:54.580	44.875	44.626	132.1	9:03:24.081	1		9:04:19.346 P	9:02:57.028	43.084	39.234	170.6	9:04:19.346
2		5:05.893	3:54.143	41.919	29.831	160.2	9:08:29.974	2		5:45.142	4:30.780	43.866	30.496	172.8	9:10:04.488
3		1:39.142	30.954	39.851	28.337	219.9	9:10:09.116	3		1:48.793	34.729	42.409	31.655	173.9	9:11:53.281
4		1:36.437	29.689	38.624	28.124	233.2	9:11:45.553	4		1:35.083	29.661	37.746	27.676	231.2	9:13:28.364
5		1:35.290	29.548	38.116	27.626	229.2	9:13:20.843	5		1:34.659	29.298	37.726	27.635	232.2	9:15:03.023
6		1:34.593	29.211	37.910	27.472	232.2	9:14:55.436	6		1:34.356	29.271	37.359	27.726	232.2	9:16:37.379
7		1:34.677	29.195	37.870	27.612	232.2	9:16:30.113	7		1:34.006	29.101	37.378	27.527	232.7	9:18:11.385
8		1:34.694	29.137	37.800	27.757	233.2	9:18:04.807	8		1:53.793	35.537	48.063	30.193	233.2	9:20:05.178
9		1:34.424	29.134	37.781	27.509	234.2	9:19:39.231	9		1:34.252	29.226	37.561	27.465	230.7	9:21:39.430
10		1:34.204	29.164	37.574	27.466	232.2	9:21:13.435	10		1:34.226	28.993	37.560	27.673	232.2	9:23:13.656
11		1:43.676 P	29.337	38.301	36.038	233.2	9:22:57.111	11		1:49.972 P	32.547	40.253	37.172	231.2	9:25:03.628
12		5:39.785	4:26.578	42.877	30.330	129.8	9:28:36.896	12		8:43.658	7:27.496	44.214	31.948	147.5	9:33:47.286
13		1:38.319	31.128	39.507	27.684	213.8	9:30:15.215	13		1:40.548	32.985	39.925	27.638	212.5	9:35:27.834
14		1:34.476	29.242	37.832	27.402	230.2	9:31:49.691	14		1:33.047	28.946	37.166	26.935	230.7	9:37:00.881
15		1:33.968	29.263	37.473	27.232	229.7	9:33:23.659	15		1:32.608	28.703	36.909	26.996	232.2	9:38:33.489
16		1:34.075	29.092	37.659	27.324	230.7	9:34:57.734	16		1:53.766	35.864	46.363	31.539	232.2	9:40:27.255
17		1:34.133	29.101	37.716	27.316	231.2	9:36:31.867	17		1:43.446 P	28.839	37.182	37.425	231.2	9:42:10.701
18		1:34.123	29.089	37.592	27.442	231.2	9:38:05.990	18		11:45.344	10:30.009	44.196	31.139	162.1	9:53:56.045
19		1:45.650 P	29.514	38.725	37.411	230.7	9:39:51.640	19		1:44.350	34.192	41.173	28.985	202.2	9:55:40.395
20		7:13.201 P	5:49.641	44.057	39.503	125.4	9:47:04.841	20		1:32.674	28.865	37.041	26.768	231.7	9:57:13.069
21		6:50.509	5:20.221	53.857	36.431	147.5	9:53:55.350	21		1:32.425	28.677	36.902	26.846	232.7	9:58:45.494
22		1:47.472	36.610	41.400	29.462	176.7	9:55:42.822	22		1:45.313 P	28.670	40.846	35.797	233.7	10:00:30.807
23		1:33.125	28.948	37.224	26.953	230.7	9:57:15.947	23		15:05.037	13:49.356	43.932	31.749	130.5	10:15:35.844
24		1:33.071	28.779	37.254	27.038	233.2	9:58:49.018	24		1:43.192	33.806	40.137	29.249	197.4	10:17:19.036
25		1:46.479 P	28.880	39.245	38.354	233.7	10:00:35.497	25		1:32.704	28.808	37.011	26.885	231.7	10:18:51.740
26		7:25.763	6:12.912	42.864	29.987	129.1	10:08:01.260	26		1:32.682	28.694	36.909	27.079	231.7	10:20:24.422
27		1:51.383 P	32.706	41.248	37.429	212.5	10:09:52.643	27		1:52.452 P	32.036	43.129	37.287	232.2	10:22:16.874
28		4:26.605	3:20.311	38.867	27.427	161.9	10:14:19.248	28		10:47.034	9:34.037	41.833	31.164	164.3	10:33:03.908
29		1:32.843	28.840	37.140	26.863	230.2	10:15:52.091	29		1:42.696	33.075	40.747	28.874	162.6	10:34:46.604
30		1:33.155	28.888	37.358	26.909	230.2	10:17:25.246	30		1:32.701	28.826	36.919	26.956	231.7	10:36:19.305
31		1:43.217 P	29.188	39.059	34.970	232.2	10:19:08.463	31		1:39.202 P	28.718	37.002	33.482	230.7	10:37:58.507
32		12:46.861	11:31.868	44.807	30.186	142.1	10:31:55.324								
33		1:37.152	30.587	38.933	27.632	222.6	10:33:32.476								
34		1:33.587	28.784	37.544	27.259	232.2	10:35:06.063								
35		1:33.092	28.844	37.323	26.925	231.7	10:36:39.155								
36		1:46.330 P	29.003	40.119	37.208	231.7	10:38:25.485								





Circuit de Barcelona
Euroformula Open
Private test - 1
Lap Analysis



84

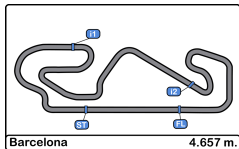
Francesco Simonazzi

Dallara F320 Spiess

BVM Racing

Lap	D	Time	Sector 1	Sector 2	Sector 3	T. Spd	Elapsed
1		9:06:14.414 P	9:04:48.237	44.788	41.389	126.9	9:06:14.414
2		2:11.630	1:00.027	41.863	29.740	165.3	9:08:26.044
3		1:41.273	31.806	40.829	28.638	191.8	9:10:07.317
4		1:39.109	29.934	40.676	28.499	233.7	9:11:46.426
5		1:36.141	29.385	38.729	28.027	233.2	9:13:22.567
6		1:51.547	33.240	48.896	29.411	234.2	9:15:14.114
7		1:34.864	29.250	37.814	27.800	231.2	9:16:48.978
8		1:34.167	28.922	37.687	27.558	233.2	9:18:23.145
9		1:43.505 P	28.862	38.139	36.504	233.7	9:20:06.650
10		9:03.783	7:50.302	43.636	29.845	144.3	9:29:10.433
11		1:35.861	30.123	38.182	27.556	228.8	9:30:46.294
12		1:34.025	28.877	37.515	27.633	232.2	9:32:20.319
13		1:34.043	28.875	37.569	27.599	233.2	9:33:54.362
14		1:40.594 P	28.890	37.742	33.962	233.2	9:35:34.956
15		9:53.857	8:40.380	44.058	29.419	142.4	9:45:28.813
16		1:34.864	29.762	37.808	27.294	229.7	9:47:03.677
17		1:33.317	28.809	37.331	27.177	232.2	9:48:36.994
18		1:33.858	28.864	37.509	27.485	233.7	9:50:10.852
19		1:33.410	28.798	37.398	27.214	232.2	9:51:44.262
20		1:46.016	33.654	43.425	28.937	232.2	9:53:30.278
21		1:40.356 P	28.832	37.372	34.152	230.7	9:55:10.634
22		8:43.764	7:38.140	38.093	27.531	156.0	10:03:54.398
23		1:34.298	28.973	37.750	27.575	231.2	10:05:28.696
24		1:33.870	28.956	37.488	27.426	231.7	10:07:02.566
25		1:40.583 P	28.866	37.471	34.246	232.7	10:08:43.149
26		8:01.297	6:45.748	45.470	30.079	115.3	10:16:44.446
27		1:37.078	30.287	38.818	27.973	228.8	10:18:21.524
28		1:33.264	28.829	37.312	27.123	232.2	10:19:54.788
29		1:32.887	28.701	37.152	27.034	232.2	10:21:27.675
30		1:33.015	28.729	37.198	27.088	232.7	10:23:00.690
31		1:53.582	35.740	48.771	29.071	192.1	10:24:54.272
32		1:41.313 P	28.890	37.887	34.536	229.2	10:26:35.585
33		8:55.328	7:40.456	44.718	30.154	119.3	10:35:30.913
34		1:35.086	29.849	38.019	27.218	228.8	10:37:05.999
35		2:01.316 P	35.974	44.573	40.769	230.7	10:39:07.315



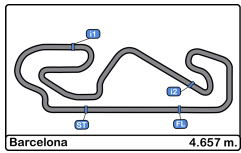


Circuit de Barcelona
Euroformula Open
Private test - 1
Best Sectors Results



Sector - 1			Sector - 2			Sector - 3			Ideal Lap vs Best Lap						
Clas	Nº	Driver	Time	Nº	Driver	Time	Nº	Driver	Time	Clas	Nº	Driver	Ideal Lap	Best Lap	Clas
1	15	Enzo Trulli	28.527	19	Noel Leon	36.781	5	Charlie Wurz	26.758	1	19	Noel Leon	1:32.130	1:32.130	1
2	19	Noel Leon	28.532	73	Cian Shields	36.902	73	Cian Shields	26.768	2	73	Cian Shields	1:32.340	1:32.425	2
3	5	Charlie Wurz	28.656	15	Enzo Trulli	36.926	19	Noel Leon	26.817	3	5	Charlie Wurz	1:32.391	1:32.509	3
4	73	Cian Shields	28.670	5	Charlie Wurz	36.977	11	Levente Révész	26.852	4	15	Enzo Trulli	1:32.466	1:32.562	4
5	84	Francesco Simonazzi	28.701	11	Levente Révész	37.121	26	Jakob Bergmeister	26.863	5	11	Levente Révész	1:32.724	1:32.874	6
6	11	Levente Révész	28.751	26	Jakob Bergmeister	37.140	15	Enzo Trulli	27.013	6	26	Jakob Bergmeister	1:32.782	1:32.843	5
7	26	Jakob Bergmeister	28.779	84	Francesco Simonazzi	37.152	84	Francesco Simonazzi	27.034	7	84	Francesco Simonazzi	1:32.887	1:32.887	7
8	7	Vladimir Netusil	28.905	7	Vladimir Netusil	37.406	7	Vladimir Netusil	27.304	8	7	Vladimir Netusil	1:33.615	1:33.695	8



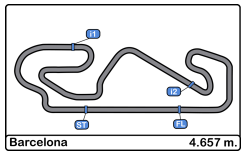


Circuit de Barcelona
Euroformula Open
Private test - 1
Best 5 Lap Times



Cls	Nº	Driver	Nat	Cat	Cls	Team	Nat	Vehicle	Best 1		Best 2		Best 3		Best 4		Best 5	
									Time	Lap	Time	Lap	Time	Lap	Time	Lap	Time	Lap
1	19	Noel Leon	MEX			Team Motopark	DEU	Dallara F320 Spiess	1:32.130	31	1:32.437	20	1:32.491	26	1:32.535	21	1:32.538	27
2	73	Cian Shields	GBR			Team Motopark	DEU	Dallara F320 Spiess	1:32.425	21	1:32.608	15	1:32.674	20	1:32.682	26	1:32.701	30
3	5	Charlie Wurz	AUT			CryptoTower Racing	JPN	Dallara F320 Spiess	1:32.509	29	1:32.568	28	1:32.628	22	1:32.638	33	1:32.731	18
4	15	Enzo Trulli	ITA			CryptoTower Racing	JPN	Dallara F320 Spiess	1:32.562	13	1:33.527	5	1:33.689	6	1:34.275	4	1:37.046	12
5	26	Jakob Bergmeister	DEU	R	1	CryptoTower Racing	JPN	Dallara F320 Spiess	1:32.843	29	1:33.071	24	1:33.092	35	1:33.125	23	1:33.155	30
6	11	Levente Révész	HUN			Team Motopark	DEU	Dallara F320 Spiess	1:32.874	22	1:33.030	26	1:33.088	32	1:33.145	20	1:33.155	21
7	84	Francesco Simonazzi	ITA			BVM Racing	ITA	Dallara F320 Spiess	1:32.887	29	1:33.015	30	1:33.264	28	1:33.317	17	1:33.410	19
8	7	Vladimir Netusil	CZE	GC	1	Effective Racing	CZE	Dallara F320 HWA	1:33.695	28	1:34.033	27	1:34.625	26	1:34.889	16	1:34.957	17



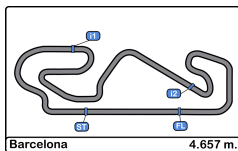


Circuit de Barcelona
Euroformula Open
Private test - 1
Best 5 Top Speeds



Clas	Nº	Driver	Nat	Cat	Cls	Team	Nat	Vehicle	Top 1		Top 2		Top 3		Top 4		Top 5		Avg
									Km/h	Lap	Km/h	Lap	Km/h	Lap	Km/h	Lap	Km/h	Lap	
1	7	Vladimir Netusil	CZE	GC	1	Effective Racing	CZE	Dallara F320 HWA	234.7	16	234.7	19	234.7	21	234.7	28	233.7	17	234.5
2	5	Charlie Wurz	AUT			CryptoTower Racing Team	ESP	Dallara F320 Spiess	234.2	23	232.7	25	232.2	10	232.2	11	232.2	19	232.7
3	15	Enzo Trulli	ITA			CryptoTower Racing Team	ESP	Dallara F320 Spiess	234.2	6	232.7	7	232.7	9	232.7	13	232.2	5	232.9
4	26	Jakob Bergmeister	DEU	R	1	CryptoTower Racing Team	ESP	Dallara F320 Spiess	234.2	9	233.7	25	233.2	4	233.2	8	233.2	11	233.5
5	84	Francesco Simonazzi	ITA			BVM Racing	ITA	Dallara F320 Spiess	234.2	6	233.7	4	233.7	9	233.7	18	233.2	5	233.7
6	73	Cian Shields	GBR			Team Motopark	DEU	Dallara F320 Spiess	233.7	22	233.2	8	232.7	7	232.7	21	232.2	5	232.9
7	11	Levente Révész	HUN			Team Motopark	DEU	Dallara F320 Spiess	233.2	10	232.7	6	232.7	8	232.7	21	232.2	7	232.7
8	19	Noel Leon	MEX			Team Motopark	DEU	Dallara F320 Spiess	232.2	32	231.7	22	231.2	5	231.2	6	231.2	7	231.5



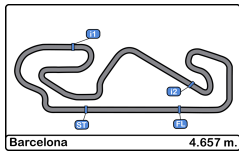


Circuit de Barcelona
Euroformula Open
Private test - 1
Fastest Laps Sequence



Lap	Time of Day	Session Time	Nº Driver	Nat	Cat	Team	Nat	Vehicle	Time	Km/h
2	9:06:05.941	6:05.941	7 Vladimir Netusil	CZE	GC	Effective Racing	CZE	Dallara F320 HWA	1:50.631	151.5
3	9:07:49.242	7:49.242	19 Noel Leon	MEX		Team Motopark	DEU	Dallara F320 Spiess	1:35.563	175.4
4	9:09:24.648	9:24.648	19 Noel Leon	MEX		Team Motopark	DEU	Dallara F320 Spiess	1:35.406	175.7
4	9:09:45.831	9:45.831	5 Charlie Wurz	AUT		CryptoTower Racing Team	JPN	Dallara F320 Spiess	1:34.934	176.5
5	9:10:59.184	10:59.184	19 Noel Leon	MEX		Team Motopark	DEU	Dallara F320 Spiess	1:34.536	177.3
5	9:11:20.294	11:20.294	5 Charlie Wurz	AUT		CryptoTower Racing Team	JPN	Dallara F320 Spiess	1:34.463	177.4
6	9:12:33.517	12:33.517	19 Noel Leon	MEX		Team Motopark	DEU	Dallara F320 Spiess	1:34.333	177.7
7	9:14:28.743	14:28.743	5 Charlie Wurz	AUT		CryptoTower Racing Team	JPN	Dallara F320 Spiess	1:34.098	178.1
8	9:16:11.536	16:11.536	19 Noel Leon	MEX		Team Motopark	DEU	Dallara F320 Spiess	1:34.089	178.1
9	9:17:53.162	17:53.162	5 Charlie Wurz	AUT		CryptoTower Racing Team	JPN	Dallara F320 Spiess	1:34.042	178.2
7	9:18:11.385	18:11.385	73 Cian Shields	GBR		Team Motopark	DEU	Dallara F320 Spiess	1:34.006	178.3
10	9:19:27.087	19:27.087	5 Charlie Wurz	AUT		CryptoTower Racing Team	JPN	Dallara F320 Spiess	1:33.925	178.4
13	9:31:11.404	31:11.404	19 Noel Leon	MEX		Team Motopark	DEU	Dallara F320 Spiess	1:33.404	179.4
14	9:32:44.316	32:44.316	19 Noel Leon	MEX		Team Motopark	DEU	Dallara F320 Spiess	1:32.912	180.4
15	9:36:01.822	36:01.822	5 Charlie Wurz	AUT		CryptoTower Racing Team	JPN	Dallara F320 Spiess	1:32.740	180.7
15	9:38:33.489	38:33.489	73 Cian Shields	GBR		Team Motopark	DEU	Dallara F320 Spiess	1:32.608	181.0
20	9:51:48.424	51:48.424	19 Noel Leon	MEX		Team Motopark	DEU	Dallara F320 Spiess	1:32.437	181.3
21	9:58:45.494	58:45.494	73 Cian Shields	GBR		Team Motopark	DEU	Dallara F320 Spiess	1:32.425	181.3
31	10:35:02.342	1:35:02.342	19 Noel Leon	MEX		Team Motopark	DEU	Dallara F320 Spiess	1:32.130	181.9



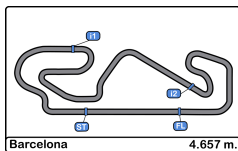


Circuit de Barcelona
Euroformula Open
Private test - 1
Event Best Maximum Speed



Nº	Driver	Nat	Cat	Clas	Team	Nat	Vehicle	Km/h	Session
7	Vladimir Netusil	CZE	GC	1	Effective Racing	CZE	Dallara F320 HWA	234.7	Private test - 1
84	Francesco Simonazzi	ITA			BVM Racing	ITA	Dallara F320 Spiess	234.2	Private test - 1
26	Jakob Bergmeister	DEU	R	1	CryptoTower Racing Team	JPN	Dallara F320 Spiess	234.2	Private test - 1
5	Charlie Wurz	AUT			CryptoTower Racing Team	JPN	Dallara F320 Spiess	234.2	Private test - 1
15	Enzo Trulli	ITA			CryptoTower Racing Team	JPN	Dallara F320 Spiess	234.2	Private test - 1
73	Cian Shields	GBR			Team Motopark	DEU	Dallara F320 Spiess	233.7	Private test - 1
11	Levente Révész	HUN			Team Motopark	DEU	Dallara F320 Spiess	233.2	Private test - 1
19	Noel Leon	MEX			Team Motopark	DEU	Dallara F320 Spiess	232.2	Private test - 1





Circuit de Barcelona
Euroformula Open
Private test - 1
Pit Stop Analysis



5 Charlie Wurz Dallara F320 Spiess

CryptoTower Racing Team

Nº	In Day Time	In Time	Out Time	Pit Time	T. Pit Time	Handicap	Diff.
1	9:02:15.720	9:02:15.720	9:04:37.851	2:22.131	2:22.131		
2	9:21:03.366	9:21:03.366	9:29:17.293	8:13.927	10:36.058		
3	9:42:35.339	9:42:35.339	9:49:10.099	6:34.760	17:10.818		
4	9:59:17.538	9:59:17.538	10:10:49.093	11:31.555	28:42.373		
5	10:19:09.789	10:19:09.789	10:29:43.084	10:33.295	39:15.668		

7 Vladimir Netusil Dallara F320 HWA

GC Effective Racing

Nº	In Day Time	In Time	Out Time	Pit Time	T. Pit Time	Handicap	Diff.
1	9:06:01.625	9:06:01.625	9:07:09.377	1:07.752	1:07.752		
2	9:17:17.037	9:17:17.037	9:22:23.233	5:06.196	6:13.948		
3	9:29:03.072	9:29:03.072	9:41:19.972	12:16.900	18:30.848		
4	9:56:00.492	9:56:00.492	10:18:11.877	22:11.385	40:42.233		
5	10:23:18.795	10:23:18.795	10:29:25.194	6:06.399	46:48.632		

11 Levente Révész Dallara F320 Spiess

Team Motopark

Nº	In Day Time	In Time	Out Time	Pit Time	T. Pit Time	Handicap	Diff.
1	9:03:41.315	9:03:41.315	9:08:13.845	4:32.530	4:32.530		
2	9:23:09.072	9:23:09.072	9:30:29.159	7:20.087	11:52.617		
3	9:42:02.732	9:42:02.732	9:49:25.466	7:22.734	19:15.351		
4	9:59:15.707	9:59:15.707	10:08:11.244	8:55.537	28:10.888		
5	10:16:36.215	10:16:36.215	10:29:53.661	13:17.446	41:28.334		

15 Enzo Trulli Dallara F320 Spiess

CryptoTower Racing Team

Nº	In Day Time	In Time	Out Time	Pit Time	T. Pit Time	Handicap	Diff.
1	9:03:10.473	9:03:10.473	10:03:47.788	1:00:37.315	1:00:37.315		
2	10:05:37.976	10:05:37.976	10:08:00.523	2:22.547	1:02:59.862		
3	10:16:00.989	10:16:00.989	10:19:55.846	3:54.857	1:06:54.719		
4	10:25:07.896	10:25:07.896	10:31:53.139	6:45.243	1:13:39.962		

19 Noel Leon Dallara F320 Spiess

Team Motopark

Nº	In Day Time	In Time	Out Time	Pit Time	T. Pit Time	Handicap	Diff.
1	9:02:25.352	9:02:25.352	9:04:32.369	2:07.017	2:07.017		
2	9:19:28.490	9:19:28.490	9:26:04.103	6:35.613	8:42.630		
3	9:37:48.547	9:37:48.547	9:46:40.995	8:52.448	17:35.078		
4	9:54:57.363	9:54:57.363	10:05:53.217	10:55.854	28:30.932		
5	10:15:46.730	10:15:46.730	10:30:07.029	14:20.299	42:51.231		

26 Jakob Bergmeister Dallara F320 Spiess

Rookie CryptoTower Racing Team

Nº	In Day Time	In Time	Out Time	Pit Time	T. Pit Time	Handicap	Diff.
1	9:03:19.123	9:03:19.123	9:06:44.320	3:25.197	3:25.197		
2	9:22:52.929	9:22:52.929	9:26:46.195	3:53.266	7:18.463		
3	9:39:47.352	9:39:47.352	9:45:01.659	5:14.307	12:32.770		
4	9:47:01.097	9:47:01.097	9:51:49.243	4:48.146	17:20.916		
5	10:00:30.776	10:00:30.776	10:06:10.787	5:40.011	23:00.927		
6	10:09:48.810	10:09:48.810	10:12:41.700	2:52.890	25:53.817		
7	10:19:04.503	10:19:04.503	10:29:57.310	10:52.807	36:46.624		

73 Cian Shields Dallara F320 Spiess

Team Motopark

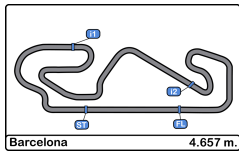
Nº	In Day Time	In Time	Out Time	Pit Time	T. Pit Time	Handicap	Diff.
1	9:04:15.322	9:04:15.322	9:08:16.270	4:00.948	4:00.948		
2	9:24:59.582	9:24:59.582	9:31:53.446	6:53.864	10:54.812		
3	9:42:06.924	9:42:06.924	9:52:05.248	9:58.324	20:53.136		
4	10:00:27.046	10:00:27.046	10:13:42.539	13:15.493	34:08.629		
5	10:22:13.138	10:22:13.138	10:31:17.508	9:04.370	43:12.999		

84 Francesco Simonazzi Dallara F320 Spiess

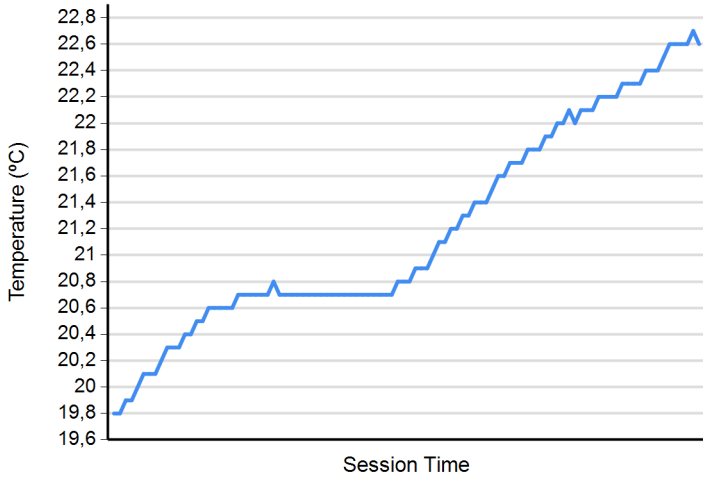
BVM Racing

Nº	In Day Time	In Time	Out Time	Pit Time	T. Pit Time	Handicap	Diff.
1	9:06:10.337	9:06:10.337	9:06:40.674	30.337	30.337		
2	9:20:02.467	9:20:02.467	9:27:17.890	7:15.423	7:45.760		
3	9:35:30.935	9:35:30.935	9:43:37.621	8:06.686	15:52.446		
4	9:55:06.396	9:55:06.396	10:02:17.813	7:11.417	23:03.863		
5	10:08:38.968	10:08:38.968	10:14:47.336	6:08.368	29:12.231		
6	10:26:31.281	10:26:31.281	10:33:34.082	7:02.801	36:15.032		

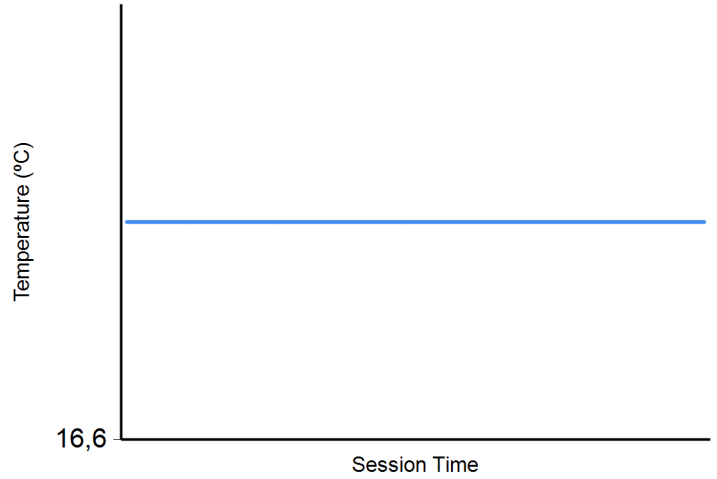




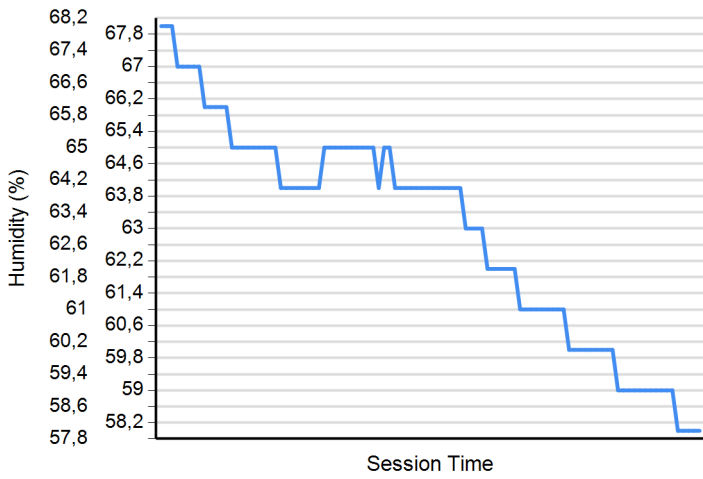
Air Temperature



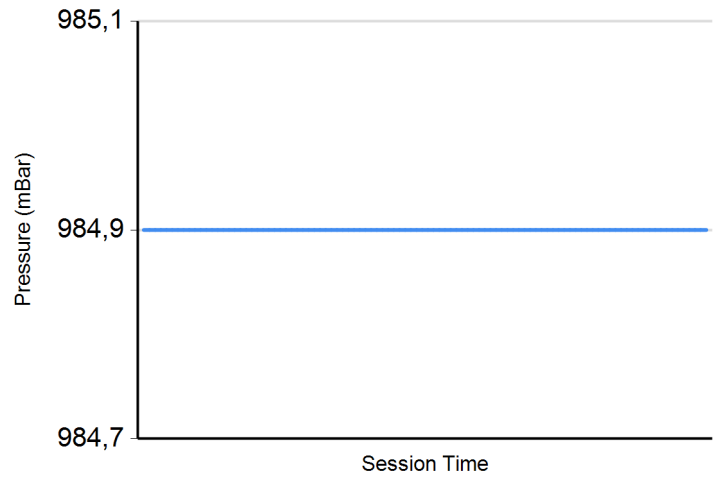
Track Temperature



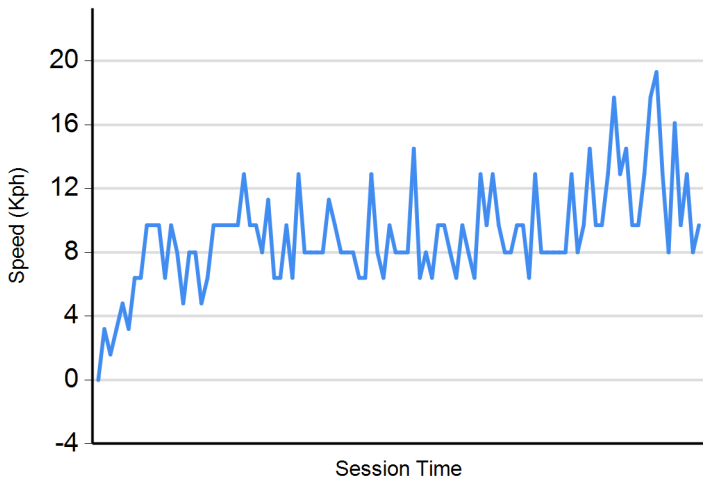
Humidity



Pressure



Wind Speed



Wind direction

North = 0°/360° Est = 90° South = 180° West = 270°

