Porsche Carrera Cup France

Autodromo Nazionale Monza

21th – 24th September 2023

Results booklet

Provided by Cronococa S.L.
www.cronococa.com

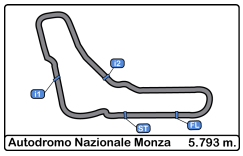

Autodromo Nazionale Monza
Porsche Carrera Cup France
Private test
Provisional Results

Clas	Nº	Driver	Nat	Cat	Clas	Team	Nat	Vehicle	Laps	Best	Time	Gap	Interval	Km/h
1	**1**	Marvin Klein	FRA	Pro	1	TFT Racing	FRA	Porsche 911 GT3 Cup	61	**47**	**1:49.916**			189.7
2	**22**	Alessandro Ghiretti	FRA	Pro	2	Martinet by Alméras	FRA	Porsche 911 GT3 Cup	55	**40**	**1:49.966**	0.050	0.050	189.6
3	**99**	Benjamin Paque	BEL	Pro	3	Forestier Racing CLRT	FRA	Porsche 911 GT3 Cup	55	**31**	**1:50.134**	0.218	0.168	189.3
4	**5**	Mathys Jaubert	FRA	Pro	4	TFT Racing	FRA	Porsche 911 GT3 Cup	62	**33**	**1:50.816**	0.900	0.682	188.1
5	**12**	Ludovic Loeul	FRA	Am	1	Porsche Lorient Racing	FRA	Porsche 911 GT3 Cup	64	**10**	**1:50.870**	0.954	0.054	188.1
6	**76**	Louis Perrot	FRA	Pro	5	IMSA LS Group Performance	FRA	Porsche 911 GT3 Cup	66	**44**	**1:50.977**	1.061	0.107	187.9
7	**29**	Louis Rousset	FRA	Pro	6	Forestier Racing CLRT	FRA	Porsche 911 GT3 Cup	52	**30**	**1:50.991**	1.075	0.014	187.8
8	**77**	Jérémy Sarhy	FRA	Pro	7	Racing Technology	FRA	Porsche 911 GT3 Cup	45	**28**	**1:50.993**	1.077	0.002	187.8
9	**27**	Marlon Hernandez	FRA	Pro	8	ABM	FRA	Porsche 911 GT3 Cup	60	**42**	**1:51.094**	1.178	0.101	187.7
10	**7**	Jérôme Boullery	FRA	Pro-Am	1	Racing Technology	FRA	Porsche 911 GT3 Cup	42	**32**	**1:51.164**	1.248	0.070	187.6
11	**89**	Bashar Mardini	CAN	Pro-Am	2	Tsunami RT	ITA	Porsche 911 GT3 Cup	49	**38**	**1:51.675**	1.759	0.511	186.7
12	**2**	Marc Guillot	FRA	Pro-Am	3	HERRERO Racing	FRA	Porsche 911 GT3 Cup	62	**19**	**1:51.895**	1.979	0.220	186.3
13	**74**	Victor Blugeon	FRA	Pro	9	ABM	FRA	Porsche 911 GT3 Cup	64	**35**	**1:52.035**	2.119	0.140	186.1
14	**38**	Sébastien Dussolliet	FRA	Pro-Am	4	ABM	FRA	Porsche 911 GT3 Cup	46	**32**	**1:52.233**	2.317	0.198	185.8
15	**911**	Christophe Lapierre	FRA	Pro-Am	5	Martinet by Alméras	FRA	Porsche 911 GT3 Cup	58	**43**	**1:52.236**	2.320	0.003	185.8
16	**921**	Fernando Monje	ESP	Pro	10	Martinet by Alméras	FRA	Porsche 911 GT3 Cup	47	**29**	**1:52.293**	2.377	0.057	185.7
17	**53**	Arthur Mathieu	FRA	Pro	11	Martinet by Alméras	FRA	Porsche 911 GT3 Cup	48	**26**	**1:52.371**	2.455	0.078	185.5
18	**59**	Maxence Maurice	FRA	Pro-Am	6	IMSA LS Group Performance	FRA	Porsche 911 GT3 Cup	71	**40**	**1:52.574**	2.658	0.203	185.2
19	**56**	Frédéric Ancel	FRA	Pro-Am	7	Porsche Lorient Racing	FRA	Porsche 911 GT3 Cup	43	**6**	**1:52.822**	2.906	0.248	184.8
20	**73**	Sébastien Poisson	FRA	Am	2	ABM	FRA	Porsche 911 GT3 Cup	63	**31**	**1:52.846**	2.930	0.024	184.8
21	**49**	Karim Ajlani	CHE	Am	3	ABM	FRA	Porsche 911 GT3 Cup	59	**33**	**1:52.896**	2.980	0.050	184.7
22	**24**	Alexandre Leroy	BEL	Am	4	TFT Racing	FRA	Porsche 911 GT3 Cup	66	**36**	**1:53.045**	3.129	0.149	184.4
23	**66**	Gilles Colombani	FRA	Am	5	Team Clairet Sport	FRA	Porsche 911 GT3 Cup	58	**41**	**1:53.605**	3.689	0.560	183.5
24	**78**	Dominique Bastien	USA	Am	6	Speedlover	BEL	Porsche 911 GT3 Cup	42	**32**	**1:54.470**	4.554	0.865	182.1

Published at:.....

Track Temp: **22.4 °C** Air Temp: **20.0 °C** Humidity: **90 %** Track Status: **WET**

Race Director:

Timekeeper:

Luis García

JOB-1605-ESP/M

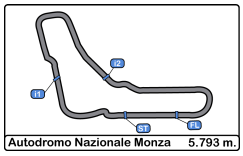

Autodromo Nazionale Monza
Porsche Carrera Cup France
Private test
Provisional Results by Category

PORSCHE CARRERA CUP FRANCE

Pro

Clas	Nº	Driver	Nat	Cat	Clas	Team	Nat	Vehicle	Laps	Best	Time	Gap	Interval	Km/h
1	1	Marvin Klein	FRA	Pro	1	TFT Racing	FRA	Porsche 911 GT3 Cup	61	47	1:49.916			189.7
2	22	Alessandro Ghiretti	FRA	Pro	2	Martinet by Alméras	FRA	Porsche 911 GT3 Cup	55	40	1:49.966	0.050	0.050	189.6
3	99	Benjamin Paque	BEL	Pro	3	Forestier Racing CLRT	FRA	Porsche 911 GT3 Cup	55	31	1:50.134	0.218	0.168	189.3
4	5	Mathys Jaubert	FRA	Pro	4	TFT Racing	FRA	Porsche 911 GT3 Cup	62	33	1:50.816	0.900	0.682	188.1
5	76	Louis Perrot	FRA	Pro	5	IMSA LS Group Performance	FRA	Porsche 911 GT3 Cup	66	44	1:50.977	1.061	0.161	187.9
6	29	Louis Rousset	FRA	Pro	6	Forestier Racing CLRT	FRA	Porsche 911 GT3 Cup	52	30	1:50.991	1.075	0.014	187.8
7	77	Jérémy Sarhy	FRA	Pro	7	Racing Technology	FRA	Porsche 911 GT3 Cup	45	28	1:50.993	1.077	0.002	187.8
8	27	Marlon Hernandez	FRA	Pro	8	ABM	FRA	Porsche 911 GT3 Cup	60	42	1:51.094	1.178	0.101	187.7
9	74	Victor Blugeon	FRA	Pro	9	ABM	FRA	Porsche 911 GT3 Cup	64	35	1:52.035	2.119	0.941	186.1
10	921	Fernando Monje	ESP	Pro	10	Martinet by Alméras	FRA	Porsche 911 GT3 Cup	47	29	1:52.293	2.377	0.258	185.7
11	53	Arthur Mathieu	FRA	Pro	11	Martinet by Alméras	FRA	Porsche 911 GT3 Cup	48	26	1:52.371	2.455	0.078	185.5

Pro-Am

Clas	Nº	Driver	Nat	Cat	Clas	Team	Nat	Vehicle	Laps	Best	Time	Gap	Interval	Km/h
1	7	Jérôme Boullery	FRA	Pro-Am	1	Racing Technology	FRA	Porsche 911 GT3 Cup	42	32	1:51.164			187.6
2	89	Bashar Mardini	CAN	Pro-Am	2	Tsunami RT	ITA	Porsche 911 GT3 Cup	49	38	1:51.675	0.511	0.511	186.7
3	2	Marc Guillot	FRA	Pro-Am	3	HERRERO Racing	FRA	Porsche 911 GT3 Cup	62	19	1:51.895	0.731	0.220	186.3
4	38	Sébastien Dussolliet	FRA	Pro-Am	4	ABM	FRA	Porsche 911 GT3 Cup	46	32	1:52.233	1.069	0.338	185.8
5	911	Christophe Lapierre	FRA	Pro-Am	5	Martinet by Alméras	FRA	Porsche 911 GT3 Cup	58	43	1:52.236	1.072	0.003	185.8
6	59	Maxence Maurice	FRA	Pro-Am	6	IMSA LS Group Performance	FRA	Porsche 911 GT3 Cup	71	40	1:52.574	1.410	0.338	185.2
7	56	Frédéric Ancel	FRA	Pro-Am	7	Porsche Lorient Racing	FRA	Porsche 911 GT3 Cup	43	6	1:52.822	1.658	0.248	184.8

Am

Clas	Nº	Driver	Nat	Cat	Clas	Team	Nat	Vehicle	Laps	Best	Time	Gap	Interval	Km/h
1	12	Ludovic Loeul	FRA	Am	1	Porsche Lorient Racing	FRA	Porsche 911 GT3 Cup	64	10	1:50.870			188.1
2	73	Sébastien Poisson	FRA	Am	2	ABM	FRA	Porsche 911 GT3 Cup	63	31	1:52.846	1.976	1.976	184.8
3	49	Karim Ajlani	CHE	Am	3	ABM	FRA	Porsche 911 GT3 Cup	59	33	1:52.896	2.026	0.050	184.7
4	24	Alexandre Leroy	BEL	Am	4	TFT Racing	FRA	Porsche 911 GT3 Cup	66	36	1:53.045	2.175	0.149	184.4
5	66	Gilles Colombani	FRA	Am	5	Team Clairet Sport	FRA	Porsche 911 GT3 Cup	58	41	1:53.605	2.735	0.560	183.5
6	78	Dominique Bastien	USA	Am	6	Speedlover	BEL	Porsche 911 GT3 Cup	42	32	1:54.470	3.600	0.865	182.1

Published at:.....

Track Temp: **22.4 °C** Air Temp: **20.0 °C** Humidity: **90 %** Track Status: **WET**

Race Director:

Timekeeper:

Luis García

JOB-1605-ESP/M

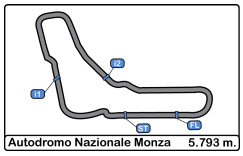

Autodromo Nazionale Monza
Porsche Carrera Cup France
Private test
Provisional Results by Class

PORSCHE CARRERA CUP FRANCE

Clas	Nº	Driver	Nat	Cat	Clas	Team	Nat	Vehicle	Laps	Best	Time	Gap	Interval	Km/h
1	1	Marvin Klein	FRA			TFT Racing	FRA	Porsche 911 GT3 Cup	61	47	1:49.916			189.7
2	22	Alessandro Ghiretti	FRA			Martinet by Alméras	FRA	Porsche 911 GT3 Cup	55	40	1:49.966	0.050	0.050	189.6
3	12	Ludovic Loeul	FRA			Porsche Lorient Racing	FRA	Porsche 911 GT3 Cup	64	10	1:50.870	0.954	0.904	188.1
4	76	Louis Perrot	FRA			IMSA LS Group Performance	FRA	Porsche 911 GT3 Cup	66	44	1:50.977	1.061	0.107	187.9
5	77	Jérémy Sarhy	FRA			Racing Technology	FRA	Porsche 911 GT3 Cup	45	28	1:50.993	1.077	0.016	187.8
6	7	Jérôme Boullery	FRA			Racing Technology	FRA	Porsche 911 GT3 Cup	42	32	1:51.164	1.248	0.171	187.6
7	89	Bashar Mardini	CAN			Tsunami RT	ITA	Porsche 911 GT3 Cup	49	38	1:51.675	1.759	0.511	186.7
8	2	Marc Guillot	FRA			HERRERO Racing	FRA	Porsche 911 GT3 Cup	62	19	1:51.895	1.979	0.220	186.3
9	74	Victor Blugeon	FRA			ABM	FRA	Porsche 911 GT3 Cup	64	35	1:52.035	2.119	0.140	186.1
10	38	Sébastien Dussolliet	FRA			ABM	FRA	Porsche 911 GT3 Cup	46	32	1:52.233	2.317	0.198	185.8
11	911	Christophe Lapierre	FRA			Martinet by Alméras	FRA	Porsche 911 GT3 Cup	58	43	1:52.236	2.320	0.003	185.8
12	921	Fernando Monje	ESP			Martinet by Alméras	FRA	Porsche 911 GT3 Cup	47	29	1:52.293	2.377	0.057	185.7
13	53	Arthur Mathieu	FRA			Martinet by Alméras	FRA	Porsche 911 GT3 Cup	48	26	1:52.371	2.455	0.078	185.5
14	59	Maxence Maurice	FRA			IMSA LS Group Performance	FRA	Porsche 911 GT3 Cup	71	40	1:52.574	2.658	0.203	185.2
15	56	Frédéric Ancel	FRA			Porsche Lorient Racing	FRA	Porsche 911 GT3 Cup	43	6	1:52.822	2.906	0.248	184.8
16	73	Sébastien Poisson	FRA			ABM	FRA	Porsche 911 GT3 Cup	63	31	1:52.846	2.930	0.024	184.8
17	49	Karim Ajlani	CHE			ABM	FRA	Porsche 911 GT3 Cup	59	33	1:52.896	2.980	0.050	184.7
18	24	Alexandre Leroy	BEL			TFT Racing	FRA	Porsche 911 GT3 Cup	66	36	1:53.045	3.129	0.149	184.4
19	66	Gilles Colombani	FRA			Team Clairet Sport	FRA	Porsche 911 GT3 Cup	58	41	1:53.605	3.689	0.560	183.5
20	78	Dominique Bastien	USA			Speedlover	BEL	Porsche 911 GT3 Cup	42	32	1:54.470	4.554	0.865	182.1

Rookie

Clas	Nº	Driver	Nat	Cat	Clas	Team	Nat	Vehicle	Laps	Best	Time	Gap	Interval	Km/h
1	99	Benjamin Paque	BEL	R	1	Forestier Racing CLRT	FRA	Porsche 911 GT3 Cup	55	31	1:50.134			189.3
2	5	Mathys Jaubert	FRA	R	2	TFT Racing	FRA	Porsche 911 GT3 Cup	62	33	1:50.816	0.682	0.682	188.1
3	29	Louis Rousset	FRA	R	3	Forestier Racing CLRT	FRA	Porsche 911 GT3 Cup	52	30	1:50.991	0.857	0.175	187.8
4	27	Marlon Hernandez	FRA	R	4	ABM	FRA	Porsche 911 GT3 Cup	60	42	1:51.094	0.960	0.103	187.7

Published at:.....

Track Temp: **22.4 °C** Air Temp: **20.0 °C** Humidity: **90 %** Track Status: **WET**

Race Director:

Timekeeper:

Luis García

JOB-1605-ESP/M

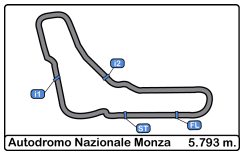

Autodromo Nazionale Monza
Porsche Carrera Cup France
Private test
Provisional 2 Fastest Lap Results

Clas	Nº	Driver	Nat	Cat	Clas	Team	Nat	Vehicle	Laps	Best	Time	Gap	Interval	Km/h
1	1	Marvin Klein	FRA	Pro	1	TFT Racing	FRA	Porsche 911 GT3 Cup	61	46	1:50.003			189.7
2	22	Alessandro Ghiretti	FRA	Pro	2	Martinet by Alméras	FRA	Porsche 911 GT3 Cup	55	39	1:50.160	0.157	0.157	189.6
3	99	Benjamin Paque	BEL	Pro	3	Forestier Racing CLRT	FRA	Porsche 911 GT3 Cup	55	30	1:50.261	0.258	0.101	189.3
4	5	Mathys Jaubert	FRA	Pro	4	TFT Racing	FRA	Porsche 911 GT3 Cup	62	47	1:50.849	0.846	0.588	188.1
5	12	Ludovic Loeul	FRA	Am	1	Porsche Lorient Racing	FRA	Porsche 911 GT3 Cup	64	9	1:50.903	0.900	0.054	188.1
6	29	Louis Rousset	FRA	Pro	5	Forestier Racing CLRT	FRA	Porsche 911 GT3 Cup	52	37	1:51.029	1.026	0.126	187.8
7	76	Louis Perrot	FRA	Pro	6	IMSA LS Group Performance	FRA	Porsche 911 GT3 Cup	66	46	1:51.035	1.032	0.006	187.9
8	77	Jérémy Sarhy	FRA	Pro	7	Racing Technology	FRA	Porsche 911 GT3 Cup	45	27	1:51.184	1.181	0.149	187.8
9	27	Marlon Hernandez	FRA	Pro	8	ABM	FRA	Porsche 911 GT3 Cup	60	41	1:51.238	1.235	0.054	187.7
10	7	Jérôme Boullery	FRA	Pro-Am	1	Racing Technology	FRA	Porsche 911 GT3 Cup	42	36	1:51.456	1.453	0.218	187.6
11	89	Bashar Mardini	CAN	Pro-Am	2	Tsunami RT	ITA	Porsche 911 GT3 Cup	49	39	1:51.675	1.672	0.219	186.7
12	2	Marc Guillot	FRA	Pro-Am	3	HERRERO Racing	FRA	Porsche 911 GT3 Cup	62	40	1:51.895	1.892	0.220	186.3
13	74	Victor Blugeon	FRA	Pro	9	ABM	FRA	Porsche 911 GT3 Cup	64	32	1:52.125	2.122	0.230	186.1
14	921	Fernando Monje	ESP	Pro	10	Martinet by Alméras	FRA	Porsche 911 GT3 Cup	47	17	1:52.341	2.338	0.216	185.7
15	53	Arthur Mathieu	FRA	Pro	11	Martinet by Alméras	FRA	Porsche 911 GT3 Cup	48	32	1:52.405	2.402	0.064	185.5
16	911	Christophe Lapierre	FRA	Pro-Am	4	Martinet by Alméras	FRA	Porsche 911 GT3 Cup	58	36	1:52.484	2.481	0.079	185.8
17	38	Sébastien Dussolliet	FRA	Pro-Am	5	ABM	FRA	Porsche 911 GT3 Cup	46	31	1:52.635	2.632	0.151	185.8
18	59	Maxence Maurice	FRA	Pro-Am	6	IMSA LS Group Performance	FRA	Porsche 911 GT3 Cup	71	38	1:52.695	2.692	0.060	185.2
19	73	Sébastien Poisson	FRA	Am	2	ABM	FRA	Porsche 911 GT3 Cup	63	37	1:52.975	2.972	0.280	184.8
20	24	Alexandre Leroy	BEL	Am	3	TFT Racing	FRA	Porsche 911 GT3 Cup	66	37	1:53.227	3.224	0.252	184.4
21	49	Karim Ajlani	CHE	Am	4	ABM	FRA	Porsche 911 GT3 Cup	59	32	1:53.619	3.616	0.392	184.7
22	66	Gilles Colombani	FRA	Am	5	Team Clairet Sport	FRA	Porsche 911 GT3 Cup	58	33	1:53.953	3.950	0.334	183.5
23	56	Frédéric Ancel	FRA	Pro-Am	7	Porsche Lorient Racing	FRA	Porsche 911 GT3 Cup	43	16	1:54.089	4.086	0.136	184.8
24	78	Dominique Bastien	USA	Am	6	Speedlover	BEL	Porsche 911 GT3 Cup	42	19	1:54.726	4.723	0.637	182.1

Published at:.....

Track Temp: **22.4 °C** Air Temp: **20.0 °C** Humidity: **90 %** Track Status: **WET**

Race Director:

Timekeeper:

Luis García

JOB-1605-ESP/M

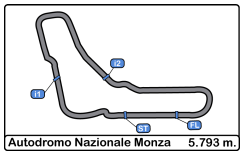

Autodromo Nazionale Monza
Porsche Carrera Cup France
Private test
Lap Analysis

PORSCHE CARRERA CUP FRANCE

1 Marvin Klein — Porsche 911 GT3 Cup

Pro — TFT Racing

Lap	D	Time	Sector 1	Sector 2	Sector 3	T. Spd	Elapsed
1		13:02:28.803	13:01:06.235	40.808	41.760	122.7	13:02:28.803
2		1:56.254	36.425	39.543	40.286	203.7	13:04:25.057
3		1:52.471	35.636	38.225	38.610	244.3	13:06:17.528
4		1:51.553	35.233	38.068	38.252	257.7	13:08:09.081
5		1:52.018	35.273	37.921	38.824	268.6	13:10:01.099
6		1:51.106	35.137	37.758	38.211	264.0	13:11:52.205
7		2:06.756	37.575	41.068	48.113	248.8	13:13:58.961
8		6:12.264	4:55.220	38.019	39.025	176.4	13:20:11.225
9		1:54.574	35.366	37.923	41.285	266.0	13:22:05.799
10		1:50.784	35.025	37.592	38.167	267.3	13:23:56.583
11		1:50.832	34.999	37.670	38.163	267.3	13:25:47.415
12		5:16.757	35.787	38.149	4:02.821	255.9	13:31:04.172
13		8:47.954	7:29.016	39.749	39.189	202.2	13:39:52.126
14		1:53.467	35.785	38.667	39.015	250.0	13:41:45.593
15		1:52.639	35.456	38.501	38.682	258.9	13:43:38.232
16		1:52.705	35.223	38.871	38.611	262.1	13:45:30.937
17		1:52.023	35.139	38.399	38.485	264.7	13:47:22.960
18		2:02.811	35.051	38.408	49.352	265.3	13:49:25.771
19		10:56.202	9:36.874	39.724	39.604	176.1	14:00:21.973
20		1:51.461	35.415	37.894	38.152	258.9	14:02:13.434
21		1:50.320	35.030	37.478	37.812	267.3	14:04:03.754
22		1:50.621	35.048	37.436	38.137	269.3	14:05:54.375
23		1:55.243	35.235	38.196	41.812	270.0	14:07:49.618
24		1:50.542	35.081	37.535	37.926	268.6	14:09:40.160
25		1:50.062	34.837	37.460	37.765	270.0	14:11:30.222
26		8:50.981	34.841	37.555	7:38.585	268.6	14:20:21.203
27		5:51.001	4:34.213	38.435	38.353	200.7	14:26:12.204
28		1:52.781	35.132	39.478	38.171	266.0	14:28:04.985
29		1:50.754	34.997	37.690	38.067	266.6	14:29:55.739
30		1:50.357	34.970	37.511	37.876	266.6	14:31:46.096
31		2:00.621	34.971	37.730	47.920	270.0	14:33:46.717
32		7:27.778	6:08.207	40.211	39.360	190.1	14:41:14.495
33		1:50.785	35.005	37.730	38.050	266.6	14:43:05.280
34		1:50.458	34.904	37.677	37.877	269.3	14:44:55.738
35		1:50.373	34.969	37.487	37.917	265.3	14:46:46.111
36		2:02.303	34.873	37.967	49.463	267.9	14:48:48.414
37		14:14.667	8:59.029	38.397	4:37.241	207.6	15:03:03.081
38		7:45.678	6:06.434	55.187	44.057	142.6	15:10:48.759
39		2:02.190	36.626	40.986	44.578	248.2	15:12:50.949
40		1:56.569	37.330	39.790	39.449	252.3	15:14:47.518
41		1:51.102	34.822	37.997	38.283	268.6	15:16:38.620
42		1:52.511	35.050	37.553	39.908	268.6	15:18:31.131
43		1:59.427	34.857	36.844	47.726	267.9	15:20:30.558
44		7:33.238	6:17.150	38.014	38.074	201.4	15:28:03.796
45		1:50.167	34.852	37.462	37.853	268.6	15:29:53.963
46		1:50.003	34.779	37.350	37.874	267.9	15:31:43.966
47		1:49.916	34.838	37.359	37.719	267.3	15:33:33.882
48		1:50.014	34.886	37.274	37.854	270.0	15:35:23.896
49		4:25.524	34.820	41.286	3:09.418	267.9	15:39:49.420
50		20:24.899	18:48.801	44.917	51.181	127.2	16:00:14.319
51		2:09.695	39.625	45.653	44.417	192.1	16:02:24.014
52		2:18.300	38.765	46.248	53.287	198.8	16:04:42.314
53		31:26.397	29:57.248	44.580	44.569	146.1	16:36:08.711
54		2:06.468	39.054	43.429	43.985	191.1	16:38:15.179
55		2:03.303	38.677	40.931	43.695	193.2	16:40:18.482
56		4:23.730	38.415	41.784	3:03.531	205.3	16:44:42.212
57		5:39.247	4:11.714	43.570	43.963	159.0	16:50:21.459
58		2:06.012	38.882	43.215	43.915	213.0	16:52:27.471
59		2:05.758	38.956	43.078	43.724	224.0	16:54:33.229
60		2:03.718	38.213	41.329	44.176	222.6	16:56:36.947
61		2:14.928	38.779	44.354	51.795	205.3	16:58:51.875

2 Marc Guillot — Porsche 911 GT3 Cup

Pro-Am — HERRERO Racing

Lap	D	Time	Sector 1	Sector 2	Sector 3	T. Spd	Elapsed
1		13:04:47.974	13:03:16.957	45.656	45.361	128.5	13:04:47.974
2		2:01.479	38.008	42.147	41.324	197.8	13:06:49.453
3		1:57.301	36.288	40.211	40.802	229.7	13:08:46.754
4		1:55.328	36.106	39.227	39.995	235.2	13:10:42.082
5		2:02.754	35.897	39.333	47.524	240.5	13:12:44.836
6		4:35.325	3:14.534	39.520	41.271	204.1	13:17:20.161
7		1:54.403	35.775	39.170	39.458	237.8	13:19:14.564
8		1:54.592	36.092	39.178	39.322	238.4	13:21:09.156
9		1:53.916	35.360	39.390	39.166	262.7	13:23:03.072
10		1:53.553	35.733	38.895	38.925	260.8	13:24:56.625
11		1:52.899	35.462	38.531	38.906	260.2	13:26:49.524
12		1:52.554	35.342	38.468	38.744	260.2	13:28:42.078
13		1:52.632	35.225	38.494	38.913	263.4	13:30:34.710
14		2:00.142	35.326	38.965	45.851	265.3	13:32:34.852
15		12:37.776	11:04.963	47.388	45.425	137.7	13:45:12.628
16		2:02.689	37.387	42.607	42.695	204.9	13:47:15.317
17		1:52.716	35.524	38.573	38.619	250.5	13:49:08.033
18		1:52.076	35.426	38.089	38.561	266.6	13:51:00.109
19		1:51.895	35.355	38.084	38.456	268.6	13:52:52.004
20		1:51.973	35.210	38.304	38.459	267.3	13:54:43.977
21		1:52.085	35.335	38.197	38.553	268.6	13:56:36.062
22		2:10.559	38.103	43.817	48.639	268.6	13:58:46.621
23		25:10.770	23:46.245	43.111	41.414	163.3	14:23:57.391
24		1:55.110	36.035	39.413	39.662	250.5	14:25:52.501
25		1:55.447	36.255	38.981	40.211	246.0	14:27:47.948
26		1:53.238	35.590	38.832	38.816	262.7	14:29:41.186
27		1:52.612	35.366	38.372	38.874	262.1	14:31:33.798
28		1:53.117	35.489	38.796	38.832	269.3	14:33:26.915
29		1:52.382	35.383	38.377	38.622	265.3	14:35:19.297
30		1:55.531	35.390	39.799	40.342	264.0	14:37:14.828
31		1:52.248	35.488	38.175	38.585	264.7	14:39:07.076
32		1:59.752	35.467	38.644	45.641	264.0	14:41:06.828
33		5:44.575	4:25.911	38.880	39.784	181.2	14:46:51.403
34		1:54.729	36.730	38.812	39.187	221.3	14:48:46.132
35		1:52.155	35.448	37.954	38.753	260.8	14:50:38.287
36		1:52.072	35.296	38.270	38.506	266.6	14:52:30.359
37		2:00.895	35.293	38.938	46.664	267.3	14:54:31.254
38		7:32.782	6:09.151	42.816	40.815	180.0	15:02:04.036
39		1:52.261	35.265	38.470	38.526	260.2	15:03:56.297
40		1:51.895	35.203	38.244	38.448	264.7	15:05:48.192
41		1:55.676	37.986	38.884	38.806	273.4	15:07:43.868
42		1:52.142	35.349	38.308	38.485	266.0	15:09:36.010
43		2:02.624	35.421	39.368	47.835	268.6	15:11:38.634
44		6:32.004	5:13.880	39.381	38.743	180.6	15:18:10.638
45		1:54.570	35.421	38.391	40.758	263.4	15:20:05.208

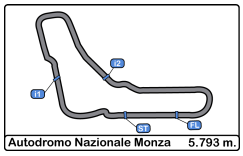

Autodromo Nazionale Monza
Porsche Carrera Cup France
Private test
Lap Analysis

PORSCHE CARRERA CUP FRANCE

2 Marc Guillot — Porsche 911 GT3 Cup
Pro-Am — HERRERO Racing

Lap	D	Time	Sector 1	Sector 2	Sector 3	T. Spd	Elapsed
46		2:49.109	P 43.462	55.230	1:10.417	181.5	15:22:54.317
47		43:47.452	42:10.712	48.097	48.643	157.6	16:06:41.769
48		2:20.136	47.304	46.077	46.755	149.1	16:09:01.905
49		2:19.948	43.482	47.433	49.033	158.5	16:11:21.853
50		2:27.380	P 43.607	46.784	56.989	164.8	16:13:49.233
51		22:16.925	20:45.501	45.401	46.023	148.9	16:36:06.158
52		2:13.055	42.373	45.319	45.363	200.3	16:38:19.213
53		2:10.309	40.598	44.725	44.986	196.0	16:40:29.522
54		2:10.003	39.994	44.395	45.614	211.7	16:42:39.525
55		2:07.428	39.479	42.102	45.847	198.8	16:44:46.953
56		2:07.961	39.196	43.038	45.727	205.3	16:46:54.914
57		2:10.612	41.182	44.761	44.669	213.0	16:49:05.526
58		2:07.358	38.923	43.209	45.226	206.8	16:51:12.884
59		2:08.854	39.304	44.439	45.111	206.1	16:53:21.738
60		2:26.927	P 38.994	54.160	53.773	208.4	16:55:48.665
61		4:26.294	2:56.825	44.819	44.650	150.2	17:00:14.959
62		2:24.504	P 42.433	45.167	56.904	163.6	17:02:39.463

5 Mathys Jaubert — Porsche 911 GT3 Cup
Pro — TFT Racing

Lap	D	Time	Sector 1	Sector 2	Sector 3	T. Spd	Elapsed
1		13:02:34.582	13:01:07.830	43.307	43.445	115.1	13:02:34.582
2		1:57.722	37.046	40.497	40.179	211.7	13:04:32.304
3		2:00.347	36.511	40.040	43.796	240.5	13:06:32.651
4		1:54.342	35.830	39.113	39.399	252.3	13:08:26.993
5		1:58.017	38.761	39.639	39.617	258.3	13:10:25.010
6		1:53.303	35.481	38.753	39.069	247.7	13:12:18.313
7		2:04.467	P 35.468	38.651	50.348	260.2	13:14:22.780
8		5:53.929	4:32.896	38.905	42.128	183.0	13:20:16.709
9		1:52.667	35.397	38.579	38.691	254.1	13:22:09.376
10		1:53.008	35.404	38.576	39.028	259.6	13:24:02.384
11		1:52.643	35.388	38.424	38.831	261.5	13:25:55.027
12		7:47.811	P 35.404	38.553	6:33.854	256.5	13:33:42.838
13		6:02.000	4:45.040	38.528	38.432	200.3	13:39:44.838
14		1:51.766	35.249	38.060	38.457	255.9	13:41:36.604
15		1:52.439	35.784	38.192	38.463	246.5	13:43:29.043
16		1:51.108	35.096	37.855	38.157	266.6	13:45:20.151
17		1:54.409	35.107	38.331	40.971	265.3	13:47:14.560
18		2:03.981	P 35.176	38.631	50.174	266.0	13:49:18.541
19		11:55.588	10:35.855	40.404	39.329	171.9	14:01:14.129
20		1:52.436	35.488	38.262	38.686	260.8	14:03:06.565
21		1:51.909	35.306	38.189	38.414	265.3	14:04:58.474
22		1:51.193	35.124	37.937	38.132	268.6	14:06:49.667
23		1:52.146	35.072	37.938	39.136	270.0	14:08:41.813
24		1:51.015	35.021	37.779	38.215	271.3	14:10:32.828
25		7:31.671	P 34.963	37.815	6:18.893	267.3	14:18:04.499
26		6:44.767	5:27.135	38.750	38.882	205.3	14:24:49.266
27		1:51.245	35.240	37.783	38.222	265.3	14:26:40.511
28		1:51.250	35.079	37.857	38.314	270.0	14:28:31.761
29		1:50.928	34.999	37.884	38.045	269.3	14:30:22.689
30		2:09.139	P 35.189	38.181	55.769	267.3	14:32:31.828
31		7:51.860	6:34.300	38.810	38.750	192.8	14:40:23.688
32		1:51.399	35.134	37.884	38.381	266.6	14:42:15.087
33		1:50.816	34.965	37.651	38.200	269.3	14:44:05.903
34		1:50.996	35.062	37.672	38.262	268.6	14:45:56.899

5 Mathys Jaubert — Porsche 911 GT3 Cup
Pro — TFT Racing

Lap	D	Time	Sector 1	Sector 2	Sector 3	T. Spd	Elapsed
35		5:17.871	P 35.077	39.806	4:02.988	271.3	14:51:14.770
36		8:56.777	7:39.200	38.820	38.757	203.7	15:00:11.547
37		1:51.729	35.437	37.948	38.344	264.0	15:02:03.276
38		1:51.255	34.987	38.004	38.264	270.0	15:03:54.531
39		1:50.972	34.968	37.809	38.195	270.6	15:05:45.503
40		4:45.070	P 35.209	38.683	3:31.178	270.0	15:10:30.573
41		7:07.527	5:33.395	46.282	47.850	121.7	15:17:38.100
42		2:17.205	40.776	50.887	45.542	212.5	15:19:55.305
43		2:54.917	P 43.264	59.836	1:11.817	261.5	15:22:50.222
44		5:14.643	3:56.725	39.032	38.886	202.6	15:28:04.865
45		1:50.943	34.985	37.867	38.091	267.9	15:29:55.808
46		1:51.105	35.077	37.809	38.219	272.7	15:31:46.913
47		1:50.849	35.124	37.564	38.161	271.3	15:33:37.762
48		2:06.404	P 39.469	39.789	47.146	272.7	15:35:44.166
49		26:40.554	25:04.828	48.460	47.266	154.5	16:02:24.720
50		2:07.833	39.057	44.216	44.560	187.8	16:04:32.553
51		2:27.435	P 40.587	48.451	58.397	210.5	16:06:59.988
52		29:23.808	27:48.813	48.388	46.607	114.6	16:36:23.796
53		2:07.038	38.045	43.740	45.253	214.2	16:38:30.834
54		2:07.254	38.776	43.846	44.632	206.8	16:40:38.088
55		2:08.639	39.402	44.624	44.613	223.1	16:42:46.727
56		2:08.706	39.905	44.329	44.472	204.1	16:44:55.433
57		4:18.743	P 38.736	44.332	2:55.675	210.9	16:49:14.176
58		4:48.294	3:20.495	43.827	43.972	180.9	16:54:02.470
59		2:06.309	38.541	43.998	43.770	191.8	16:56:08.779
60		2:06.417	38.583	44.060	43.774	200.7	16:58:15.196
61		2:06.254	38.466	43.921	43.867	204.9	17:00:21.450
62		2:20.268	P 38.485	44.402	57.381	207.6	17:02:41.718

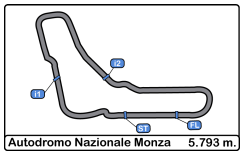

Autodromo Nazionale Monza
Porsche Carrera Cup France
Private test
Lap Analysis

PORSCHE CARRERA CUP FRANCE

7 Jérôme Boullery — Porsche 911 GT3 Cup
Pro-Am — Racing Technology

Lap	D	Time	Sector 1	Sector 2	Sector 3	T. Spd	Elapsed
1		13:06:53.225	13:05:20.171	49.373	43.681	127.8	13:06:53.225
2		1:58.692	36.530	41.588	40.574	219.0	13:08:51.917
3		1:55.863	36.323	39.945	39.595	231.7	13:10:47.780
4		1:55.763	35.959	39.889	39.915	249.4	13:12:43.543
5		1:53.514	35.626	38.910	38.978	253.5	13:14:37.057
6		1:53.490	35.451	39.016	39.023	258.3	13:16:30.547
7		1:53.489	35.556	38.840	39.093	254.1	13:18:24.036
8		2:01.642	P 35.391	38.805	47.446	258.9	13:20:25.678
9		6:11.824	4:52.557	39.945	39.322	206.8	13:26:37.502
10		1:53.263	35.373	38.789	39.101	261.5	13:28:30.765
11		1:53.316	35.348	38.856	39.112	263.4	13:30:24.081
12		1:52.677	35.510	38.573	38.594	251.7	13:32:16.758
13		1:52.370	35.255	38.725	38.390	263.4	13:34:09.128
14		1:52.246	35.230	38.740	38.276	265.3	13:36:01.374
15		1:53.228	35.509	39.071	38.648	248.8	13:37:54.602
16		1:51.972	35.175	38.350	38.447	260.8	13:39:46.574
17		2:00.182	P 35.135	38.391	46.656	263.4	13:41:46.756
18		47:51.534	46:27.127	43.356	41.051	193.8	14:29:38.290
19		1:56.875	36.012	41.207	39.656	241.0	14:31:35.165
20		1:53.288	35.604	38.893	38.791	257.7	14:33:28.453
21		1:52.745	35.335	38.678	38.732	262.7	14:35:21.198
22		1:56.372	35.175	37.984	43.213	264.0	14:37:17.570
23		1:55.673	36.610	38.952	40.111	267.3	14:39:13.243
24		1:52.531	35.394	38.669	38.468	258.9	14:41:05.774
25		1:59.969	P 35.408	38.535	46.026	263.4	14:43:05.743
26		6:05.486	4:36.968	43.545	44.973	114.4	14:49:11.229
27		1:54.298	36.171	39.286	38.841	230.2	14:51:05.527
28		1:51.846	35.130	38.244	38.472	260.8	14:52:57.373
29		1:51.706	35.064	38.285	38.357	269.3	14:54:49.079
30		1:52.110	35.061	38.273	38.776	262.7	14:56:41.189
31		1:51.582	35.143	38.021	38.418	267.3	14:58:32.771
32		1:51.164	35.081	38.018	38.065	266.0	15:00:23.935
33		2:03.401	P 35.084	39.206	49.111	266.0	15:02:27.336
34		10:20.958	9:03.364	38.918	38.676	204.9	15:12:48.294
35		1:52.189	35.384	38.146	38.659	261.5	15:14:40.483
36		1:51.456	35.244	37.869	38.343	262.1	15:16:31.939
37		1:51.720	35.062	38.188	38.470	267.9	15:18:23.659
38		2:03.987	P 35.415	38.472	50.100	262.7	15:20:27.646
39		47:24.301	45:34.471	57.219	52.611	122.3	16:07:51.947
40		2:29.008	P 46.917	46.315	55.776	138.9	16:10:20.955
41		4:31.761	2:57.387	45.765	48.609	125.4	16:14:52.716
42		2:29.107	P 46.452	46.911	55.744	158.5	16:17:21.823

12 Ludovic Loeul — Porsche 911 GT3 Cup
Am — Porsche Lorient Racing

Lap	D	Time	Sector 1	Sector 2	Sector 3	T. Spd	Elapsed
1		13:15:47.052	13:14:04.887	53.469	48.696	114.6	13:15:47.052
2		2:11.180	41.323	44.897	44.960	229.2	13:17:58.232
3		2:29.545	P 44.412	48.095	57.038	171.1	13:20:27.777
4		23:38.252	22:12.337	41.511	44.404	150.0	13:44:06.029
5		1:53.982	35.994	38.975	39.013	222.6	13:46:00.011
6		1:51.767	35.094	38.123	38.550	262.1	13:47:51.778
7		1:51.366	35.433	37.746	38.187	264.7	13:49:43.144
8		1:55.049	35.044	38.164	41.841	264.7	13:51:38.193
9		1:50.903	34.918	37.870	38.115	267.3	13:53:29.096

12 Ludovic Loeul — Porsche 911 GT3 Cup
Am — Porsche Lorient Racing

Lap	D	Time	Sector 1	Sector 2	Sector 3	T. Spd	Elapsed
10		1:50.870	34.941	37.804	38.125	266.6	13:55:19.966
11		2:02.633	P 34.996	38.495	49.142	263.4	13:57:22.599
12		12:42.714	11:18.200	42.617	41.897	185.8	14:10:05.313
13		2:29.300	P 45.125	44.266	59.909	251.1	14:12:34.613
14		7:15.126	5:48.785	43.209	43.132	157.4	14:19:49.739
15		2:01.418	37.609	41.442	42.367	220.4	14:21:51.157
16		1:58.690	36.246	41.060	41.384	238.4	14:23:49.847
17		2:00.150	36.051	41.440	42.659	245.4	14:25:49.997
18		1:58.844	37.219	40.159	41.466	244.3	14:27:48.841
19		1:56.030	35.837	39.688	40.505	247.7	14:29:44.871
20		1:55.708	35.965	39.539	40.204	252.3	14:31:40.579
21		1:55.293	35.618	39.573	40.102	255.9	14:33:35.872
22		2:28.392	P 35.713	53.129	59.550	253.5	14:36:04.264
23		19:16.610	17:50.010	42.825	43.775	125.2	14:55:20.874
24		2:14.931	P 40.831	41.825	52.275	198.5	14:57:35.805
25		3:53.519	2:31.969	40.252	41.298	175.6	15:01:29.324
26		1:56.600	36.559	39.589	40.452	242.1	15:03:25.924
27		1:55.382	35.870	39.379	40.133	249.4	15:05:21.306
28		1:55.251	35.830	39.449	39.972	237.8	15:07:16.557
29		1:54.597	35.705	39.230	39.662	254.1	15:09:11.154
30		1:53.903	35.522	39.042	39.339	257.7	15:11:05.057
31		1:54.419	35.452	39.542	39.425	257.7	15:12:59.476
32		1:54.331	35.542	39.289	39.500	259.6	15:14:53.807
33		1:54.346	35.685	39.336	39.325	259.6	15:16:48.153
34		1:53.946	35.463	39.148	39.335	257.1	15:18:42.099
35		2:16.905	P 35.859	39.409	1:01.637	260.8	15:20:59.004
36		8:05.071	6:29.245	48.533	47.293	152.9	15:29:04.075
37		2:00.277	38.307	40.498	41.472	183.9	15:31:04.352
38		1:54.923	36.183	39.101	39.639	229.7	15:32:59.275
39		1:57.535	35.734	41.212	40.589	256.5	15:34:56.810
40		1:53.359	35.273	38.841	39.245	260.8	15:36:50.169
41		1:52.949	35.491	38.656	38.802	258.9	15:38:43.118
42		2:26.184	P 35.431	44.740	1:06.013	254.1	15:41:09.302
43		13:16.922	11:41.319	47.910	47.693	133.4	15:54:26.224
44		2:21.778	48.742	46.664	46.372	183.9	15:56:48.002
45		2:13.733	41.133	47.039	45.561	172.2	15:59:01.735
46		2:10.083	40.569	44.066	45.448	180.0	16:01:11.818
47		2:09.694	40.278	44.148	45.268	172.5	16:03:21.512
48		2:09.490	40.202	44.274	45.014	170.8	16:05:31.002
49		2:23.790	P 40.360	45.071	58.359	174.4	16:07:54.792
50		10:17.486	P 8:13.988	55.419	1:08.079	112.0	16:18:12.278
51		15:51.148	13:58.473	1:03.761	48.914	136.3	16:34:03.426
52		2:14.014	43.115	45.308	45.591	164.3	16:36:17.440
53		2:11.671	41.557	44.930	45.184	160.2	16:38:29.111
54		2:11.745	40.761	45.522	45.462	179.7	16:40:40.856
55		2:12.223	40.182	46.755	45.286	181.5	16:42:53.079
56		2:09.378	39.645	44.528	45.205	194.9	16:45:02.457
57		2:14.311	43.122	45.455	45.734	183.9	16:47:16.768
58		2:09.866	39.931	44.869	45.066	177.9	16:49:26.634
59		2:09.502	40.221	44.499	44.782	171.1	16:51:36.136
60		2:09.377	39.819	44.873	44.685	178.2	16:53:45.513
61		2:08.350	39.547	44.235	44.568	179.4	16:55:53.863
62		2:21.480	39.609	52.405	49.466	174.7	16:58:15.343
63		2:26.621	45.865	51.064	49.692	142.6	17:00:41.964
64		2:43.794	P 46.630	52.634	1:04.530	163.6	17:03:25.758

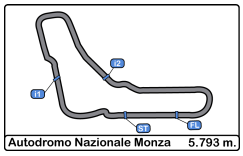

Autodromo Nazionale Monza
Porsche Carrera Cup France
Private test
Lap Analysis

PORSCHE CARRERA CUP FRANCE

22 Alessandro Ghiretti — Porsche 911 GT3 Cup
Pro — Martinet by Alméras

Lap	D	Time	Sector 1	Sector 2	Sector 3	T. Spd	Elapsed
1		13:02:17.294	13:00:49.243	44.363	43.688	113.9	13:02:17.294
2		2:01.016	38.491	41.482	41.043	179.1	13:04:18.310
3		1:56.760	36.188	39.944	40.628	213.0	13:06:15.070
4		2:10.725	44.689	45.994	40.042	167.1	13:08:25.795
5		1:52.615	35.395	38.562	38.658	246.0	13:10:18.410
6		2:09.616	35.215	40.231	54.170	265.3	13:12:28.026
7		8:48.247	7:25.052	42.464	40.731	137.2	13:21:16.273
8		2:00.261	37.044	40.849	42.368	203.0	13:23:16.534
9		1:52.449	35.703	38.105	38.641	256.5	13:25:08.983
10		1:51.505	35.138	38.125	38.242	265.3	13:27:00.488
11		1:51.232	35.018	38.025	38.189	268.6	13:28:51.720
12		1:51.177	35.002	37.763	38.412	269.3	13:30:42.897
13		1:50.959	34.988	37.760	38.211	269.3	13:32:33.856
14		2:00.720	35.180	38.264	47.276	264.0	13:34:34.576
15		5:31.215	4:13.204	38.533	39.478	193.8	13:40:05.791
16		1:51.115	35.094	37.687	38.334	266.6	13:41:56.906
17		2:00.763	34.982	38.845	46.936	267.3	13:43:57.669
18		5:15.590	3:59.034	38.102	38.454	208.8	13:49:13.259
19		1:53.791	36.901	38.576	38.314	259.6	13:51:07.050
20		1:50.857	34.926	37.825	38.106	271.3	13:52:57.907
21		1:59.405	34.907	37.958	46.540	269.3	13:54:57.312
22		44:58.630	43:36.829	41.109	40.692	146.1	14:39:55.942
23		1:55.947	36.054	40.283	39.610	239.4	14:41:51.889
24		1:52.768	35.154	39.077	38.537	267.9	14:43:44.657
25		1:50.978	35.172	37.693	38.113	269.3	14:45:35.635
26		1:57.996	35.438	42.309	40.249	272.0	14:47:33.631
27		1:50.720	35.011	37.691	38.018	270.0	14:49:24.351
28		2:04.676	34.936	38.616	51.124	270.6	14:51:29.027
29		5:25.491	4:08.001	38.683	38.807	201.1	14:56:54.518
30		1:50.839	35.007	37.768	38.064	271.3	14:58:45.357
31		1:50.632	35.042	37.572	38.018	270.6	15:00:35.989
32		1:50.581	34.970	37.546	38.065	270.6	15:02:26.570
33		2:03.715	35.016	38.038	50.661	271.3	15:04:30.285
34		12:33.642	11:11.471	42.906	39.265	166.1	15:17:03.927
35		1:51.419	35.104	38.087	38.228	266.6	15:18:55.346
36		2:06.106	34.939	37.418	53.749	267.9	15:21:01.452
37		8:17.974	6:52.848	42.454	42.672	171.4	15:29:19.426
38		2:02.710	36.670	47.352	38.688	236.3	15:31:22.136
39		1:50.160	34.841	37.545	37.774	270.0	15:33:12.296
40		1:49.966	34.755	37.389	37.822	271.3	15:35:02.262
41		1:57.527	34.841	40.251	42.435	270.6	15:36:59.789
42		2:07.260	34.952	40.073	52.235	270.0	15:39:07.049
43		37:34.307	35:59.855	46.611	47.841	148.1	16:16:41.356
44		2:28.270	44.669	45.731	57.870	166.4	16:19:09.626
45		20:08.392	18:40.182	43.405	44.805	168.7	16:39:18.018
46		2:06.484	38.427	44.333	43.724	203.3	16:41:24.502
47		2:07.436	39.039	43.642	44.755	184.6	16:43:31.938
48		2:06.664	39.160	43.592	43.912	193.8	16:45:38.602
49		2:05.838	38.255	43.453	44.130	211.7	16:47:44.440
50		2:18.133	40.573	51.447	46.113	219.0	16:50:02.573
51		2:14.732	38.681	43.955	52.096	197.4	16:52:17.305
52		4:59.201	3:30.925	43.480	44.796	178.2	16:57:16.506
53		2:05.635	38.436	43.190	44.009	213.0	16:59:22.141
54		2:06.194	38.589	43.740	43.865	214.7	17:01:28.335
55		2:16.032	38.463	44.056	53.513	207.2	17:03:44.367

24 Alexandre Leroy — Porsche 911 GT3 Cup
Am — TFT Racing

Lap	D	Time	Sector 1	Sector 2	Sector 3	T. Spd	Elapsed
1		13:03:16.715	13:01:27.640	53.625	55.450	102.8	13:03:16.715
2		2:06.964	39.447	43.156	44.361	193.5	13:05:23.679
3		2:01.034	37.298	42.158	41.578	215.5	13:07:24.713
4		1:59.286	36.973	40.897	41.416	224.5	13:09:23.999
5		1:58.700	36.638	40.533	41.529	232.2	13:11:22.699
6		1:56.132	35.970	40.084	40.078	254.7	13:13:18.831
7		1:56.386	36.161	39.987	40.238	238.9	13:15:15.217
8		1:55.814	36.164	39.348	40.302	243.7	13:17:11.031
9		1:56.354	36.230	39.881	40.243	222.2	13:19:07.385
10		1:56.103	36.150	40.011	39.942	241.0	13:21:03.488
11		2:06.649	35.802	40.103	50.744	253.5	13:23:10.137
12		5:52.089	4:31.442	40.700	39.947	170.8	13:29:02.226
13		2:17.192	36.008	42.377	58.807	247.1	13:31:19.418
14		20:11.981	18:33.872	45.833	52.276	129.1	13:51:31.399
15		2:06.457	44.806	41.110	40.541	169.5	13:53:37.856
16		1:55.672	35.922	39.942	39.808	267.3	13:55:33.528
17		1:54.439	35.957	39.173	39.309	254.1	13:57:27.967
18		1:54.693	35.866	39.034	39.793	255.3	13:59:22.660
19		1:54.948	35.868	39.304	39.776	257.7	14:01:17.608
20		1:54.417	34.882	39.508	40.027	261.5	14:03:12.025
21		1:54.032	35.432	39.089	39.511	264.7	14:05:06.057
22		1:53.874	35.630	38.866	39.378	256.5	14:06:59.931
23		1:54.378	35.609	39.252	39.517	261.5	14:08:54.309
24		7:51.096	35.416	39.170	6:36.510	269.3	14:16:45.405
25		6:05.074	4:37.870	44.442	42.762	183.6	14:22:50.479
26		2:00.416	36.376	44.154	39.886	264.0	14:24:50.895
27		1:54.926	35.632	39.775	39.519	266.6	14:26:45.821
28		1:54.830	35.451	39.535	39.844	262.7	14:28:40.651
29		1:54.408	35.809	39.165	39.434	257.7	14:30:35.059
30		1:54.019	35.592	39.101	39.326	269.3	14:32:29.078
31		2:09.679	35.601	39.347	54.731	267.3	14:34:38.757
32		6:37.144	5:16.717	40.298	40.129	186.8	14:41:15.901
33		1:56.228	37.531	39.232	39.465	213.0	14:43:12.129
34		1:53.878	35.507	39.167	39.204	262.7	14:45:06.007
35		1:53.745	35.806	38.801	39.138	254.1	14:46:59.752
36		1:53.045	35.433	38.597	39.015	265.3	14:48:52.797
37		1:53.227	35.424	38.586	39.217	266.0	14:50:46.024
38		1:53.463	35.482	38.788	39.193	261.5	14:52:39.487
39		1:54.002	35.654	39.028	39.320	261.5	14:54:33.489
40		6:03.562	35.646	39.306	4:48.610	258.3	15:00:37.051
41		17:02.007	15:28.145	47.301	46.561	165.1	15:17:39.058
42		2:00.397	37.299	39.204	43.894	209.7	15:19:39.455
43		3:13.083	36.671	1:14.723	1:21.689	255.3	15:22:52.538
44		6:14.845	4:28.549	53.404	52.892	126.7	15:29:07.383
45		2:03.601	41.297	41.649	40.655	191.1	15:31:10.984
46		1:56.130	35.758	39.061	41.311	262.7	15:33:07.114
47		1:58.424	36.341	41.567	40.516	230.2	15:35:05.538
48		1:55.082	35.612	39.285	40.185	263.4	15:37:00.620
49		1:55.117	35.790	39.460	39.867	254.7	15:38:55.737
50		2:41.077	35.540	53.908	1:11.629	263.4	15:41:36.814
51		22:39.292	20:56.829	53.949	48.514	109.0	16:04:16.106
52		2:14.757	41.542	45.913	47.302	171.9	16:06:30.863
53		2:15.951	41.802	45.904	48.245	161.9	16:08:46.814
54		2:35.015	45.844	48.455	1:00.716	152.5	16:11:21.829
55		25:06.041	23:28.505	48.820	48.716	116.3	16:36:27.870

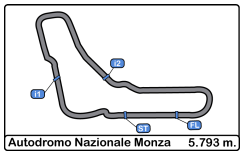

Autodromo Nazionale Monza
Porsche Carrera Cup France
Private test
Lap Analysis

PORSCHE CARRERA CUP FRANCE

24 Alexandre Leroy — Porsche 911 GT3 Cup
Am — TFT Racing

Lap	D	Time	Sector 1	Sector 2	Sector 3	T. Spd	Elapsed
56		2:16.965	43.608	45.977	47.380	166.1	16:38:44.835
57		2:15.005	41.611	45.262	48.132	180.6	16:40:59.840
58		2:15.015	41.813	46.100	47.102	174.4	16:43:14.855
59		2:15.498	40.883	46.783	47.832	171.9	16:45:30.353
60		2:24.733	42.150	46.531	56.052	206.5	16:47:55.086
61		4:10.685	2:38.061	45.942	46.682	149.5	16:52:05.771
62		2:13.599	40.898	46.190	46.511	174.7	16:54:19.370
63		2:12.040	40.782	45.448	45.810	165.8	16:56:31.410
64		2:10.610	39.971	44.821	45.818	180.0	16:58:42.020
65		2:10.810	40.053	45.183	45.574	172.8	17:00:52.830
66		2:35.156	44.427	45.789	1:04.940	139.8	17:03:27.986

27 Marlon Hernandez — Porsche 911 GT3 Cup
Pro — ABM

Lap	D	Time	Sector 1	Sector 2	Sector 3	T. Spd	Elapsed
1		13:04:36.938	13:02:52.273	54.720	49.945	117.0	13:04:36.938
2		2:01.919	37.978	41.596	42.345	190.8	13:06:38.857
3		1:56.277	36.316	39.826	40.135	239.4	13:08:35.134
4		1:54.659	35.947	39.206	39.506	261.5	13:10:29.793
5		1:54.303	35.633	39.601	39.069	262.1	13:12:24.096
6		1:52.869	35.358	38.638	38.873	266.6	13:14:16.965
7		2:00.149	35.364	38.746	46.039	266.6	13:16:17.114
8		4:59.835	3:34.831	44.078	40.926	121.8	13:21:16.949
9		2:00.001	36.861	40.753	42.387	205.7	13:23:16.950
10		1:53.245	35.445	38.933	38.867	262.7	13:25:10.195
11		1:52.855	35.811	38.437	38.607	264.0	13:27:03.050
12		1:52.864	35.347	38.688	38.829	259.6	13:28:55.914
13		1:58.637	35.469	38.425	44.743	267.3	13:30:54.551
14		6:12.796	4:36.288	43.653	52.855	126.3	13:37:07.347
15		4:28.948	3:10.569	39.253	39.126	122.4	13:41:36.295
16		1:53.378	35.726	38.416	39.236	258.9	13:43:29.673
17		2:01.179	35.237	38.487	47.455	266.6	13:45:30.852
18		5:34.642	4:16.266	39.370	39.006	147.3	13:51:05.494
19		1:53.809	35.169	40.004	38.636	268.6	13:52:59.303
20		1:52.222	35.227	38.457	38.538	270.0	13:54:51.525
21		1:52.451	35.516	38.359	38.576	271.3	13:56:43.976
22		1:52.120	35.197	38.390	38.533	269.3	13:58:36.096
23		2:02.099	37.932	38.827	45.340	261.5	14:00:38.195
24		40:38.219	39:19.094	39.668	39.457	194.9	14:41:16.414
25		1:53.046	35.499	38.553	38.994	260.8	14:43:09.460
26		1:52.723	35.253	38.685	38.785	267.9	14:45:02.183
27		1:52.341	35.259	38.477	38.605	264.7	14:46:54.524
28		1:52.542	35.275	38.453	38.814	266.0	14:48:47.066
29		1:59.665	35.283	38.791	45.591	269.3	14:50:46.731
30		10:20.079	9:01.700	38.928	39.451	200.3	15:01:06.810
31		1:56.898	37.370	40.466	39.062	266.6	15:03:03.708
32		1:52.134	35.174	38.261	38.699	266.0	15:04:55.842
33		1:51.933	35.066	38.422	38.445	270.6	15:06:47.775
34		1:52.460	35.291	38.523	38.646	270.6	15:08:40.235
35		1:57.779	35.185	38.362	44.232	269.3	15:10:38.014
36		6:01.347	4:29.696	49.668	41.983	129.4	15:16:39.361
37		1:52.849	35.698	38.197	38.954	249.4	15:18:32.210
38		2:01.008	35.015	37.760	48.233	270.0	15:20:33.218
39		10:11.614	8:53.923	38.984	38.707	207.6	15:30:44.832
40		1:52.128	35.585	38.260	38.283	240.0	15:32:36.960

27 Marlon Hernandez — Porsche 911 GT3 Cup
Pro — ABM

Lap	D	Time	Sector 1	Sector 2	Sector 3	T. Spd	Elapsed
41		1:51.238	35.085	37.761	38.392	267.9	15:34:28.198
42		1:51.094	34.967	37.939	38.188	272.0	15:36:19.292
43		1:51.297	35.141	37.852	38.304	269.3	15:38:10.589
44		2:02.721	35.106	38.327	49.288	270.0	15:40:13.310
45		43:09.687	41:33.130	48.537	48.020	133.9	16:23:22.997
46		2:14.786	41.425	46.754	46.607	172.8	16:25:37.783
47		2:12.618	40.528	45.802	46.288	182.4	16:27:50.401
48		2:11.301	40.069	45.275	45.957	177.9	16:30:01.702
49		2:09.669	39.455	44.844	45.370	204.9	16:32:11.371
50		2:13.140	39.463	46.859	46.818	187.8	16:34:24.511
51		2:16.217	39.993	44.169	52.055	181.8	16:36:40.728
52		6:38.460	5:07.649	45.363	45.448	163.1	16:43:19.188
53		2:09.984	40.556	44.093	45.335	172.5	16:45:29.172
54		2:11.543	41.654	44.868	45.021	193.8	16:47:40.715
55		2:09.742	39.676	44.643	45.423	190.1	16:49:50.457
56		2:16.800	39.981	45.198	51.621	180.3	16:52:07.257
57		4:05.372	2:36.943	44.208	44.221	166.9	16:56:12.629
58		2:08.155	39.589	44.289	44.277	181.5	16:58:20.784
59		2:08.851	39.945	44.379	44.527	184.6	17:00:29.635
60		2:20.194	39.949	44.480	55.765	180.6	17:02:49.829

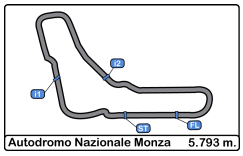

Autodromo Nazionale Monza
Porsche Carrera Cup France
Private test
Lap Analysis

PORSCHE CARRERA CUP FRANCE

29 Louis Rousset — Porsche 911 GT3 Cup
Pro — Forestier Racing CLRT

Lap	D	Time	Sector 1	Sector 2	Sector 3	T. Spd	Elapsed
1		13:02:26.080	13:00:59.454	43.971	42.655	126.7	13:02:26.080
2		1:59.470	37.960	40.429	41.081	212.1	13:04:25.550
3		1:55.307	35.994	39.044	40.269	232.2	13:06:20.857
4		1:54.515	35.933	39.147	39.435	242.6	13:08:15.372
5		1:53.090	35.402	38.595	39.093	260.8	13:10:08.462
6		1:53.447	35.469	38.654	39.324	260.2	13:12:01.909
7		1:52.462	34.518	38.629	39.315	266.6	13:13:54.371
8		1:53.158	35.572	38.716	38.870	259.6	13:15:47.529
9		1:53.078	35.365	38.873	38.840	259.6	13:17:40.607
10		2:05.982	35.341	38.583	52.058	259.6	13:19:46.589
11		8:47.291	7:28.674	39.253	39.364	182.7	13:28:33.880
12		1:52.859	35.349	38.644	38.866	264.7	13:30:26.739
13		1:52.595	35.320	38.556	38.719	260.8	13:32:19.334
14		1:52.609	35.302	38.567	38.740	260.8	13:34:11.943
15		1:52.318	35.104	38.569	38.645	266.6	13:36:04.261
16		1:53.238	35.236	38.491	39.511	264.7	13:37:57.499
17		1:59.632	35.114	38.489	46.029	266.0	13:39:57.131
18		5:55.567	4:31.725	41.349	42.493	190.4	13:45:52.698
19		1:55.816	36.364	39.264	40.188	228.8	13:47:48.514
20		1:53.479	35.705	38.885	38.889	255.3	13:49:41.993
21		1:53.224	35.560	38.638	39.026	257.7	13:51:35.217
22		1:52.272	35.402	38.279	38.591	260.8	13:53:27.489
23		1:51.892	35.206	38.076	38.610	264.0	13:55:19.381
24		2:05.595	35.170	39.497	50.928	263.4	13:57:24.976
25		49:47.814	48:21.680	43.844	42.290	137.7	14:47:12.790
26		1:57.032	36.577	40.289	40.166	235.8	14:49:09.822
27		1:54.133	35.275	40.006	38.852	265.3	14:51:03.955
28		1:51.579	35.087	38.087	38.405	266.6	14:52:55.534
29		1:51.216	35.095	37.849	38.272	257.1	14:54:46.750
30		1:50.991	35.061	37.777	38.153	266.0	14:56:37.741
31		4:50.922	35.132	37.883	3:37.907	268.6	15:01:28.663
32		4:32.653	3:14.771	39.236	38.646	208.4	15:06:01.316
33		1:51.866	35.405	38.204	38.257	259.6	15:07:53.182
34		1:51.260	35.016	38.017	38.227	265.3	15:09:44.442
35		1:51.073	35.217	37.743	38.113	267.9	15:11:35.515
36		1:51.107	35.231	37.818	38.058	266.6	15:13:26.622
37		1:51.029	35.122	37.738	38.169	267.3	15:15:17.651
38		4:24.467	35.315	38.666	3:10.486	270.0	15:19:42.118
39		1:06:30.836	1:04:53.363	47.182	50.291	115.7	16:26:12.954
40		2:15.678	44.504	45.267	45.907	186.8	16:28:28.632
41		2:15.025	42.536	45.864	46.625	174.7	16:30:43.657
42		2:13.621	42.739	45.597	45.285	186.5	16:32:57.278
43		2:09.355	40.940	43.663	44.752	191.8	16:35:06.633
44		2:11.218	40.925	44.911	45.382	200.7	16:37:17.851
45		2:10.691	41.021	43.995	45.675	207.2	16:39:28.542
46		2:23.711	42.137	44.458	57.116	207.6	16:41:52.253
47		10:33.389	6:20.999	50.368	3:22.022	105.2	16:52:25.642
48		2:35.129	1:04.926	45.249	44.954	157.6	16:55:00.771
49		2:08.087	40.267	42.888	44.932	202.6	16:57:08.858
50		2:09.283	39.430	45.031	44.822	192.1	16:59:18.141
51		2:12.041	44.611	43.231	44.199	204.9	17:01:30.182
52		2:24.331	41.485	45.493	57.353	180.0	17:03:54.513

38 Sébastien Dussolliet — Porsche 911 GT3 Cup
Pro-Am — ABM

Lap	D	Time	Sector 1	Sector 2	Sector 3	T. Spd	Elapsed
1		13:05:10.640	13:03:22.899	55.145	52.596	148.7	13:05:10.640
2		2:16.638	46.358	44.641	45.639	171.4	13:07:27.278
3		1:58.818	37.253	40.834	40.731	202.2	13:09:26.096
4		1:55.579	35.987	39.842	39.750	241.6	13:11:21.675
5		1:54.978	35.806	39.462	39.710	253.5	13:13:16.653
6		1:54.749	35.897	39.328	39.524	260.2	13:15:11.402
7		1:54.171	35.546	39.022	39.603	263.4	13:17:05.573
8		1:53.248	35.409	38.898	38.941	261.5	13:18:58.821
9		1:52.812	35.496	38.630	38.686	266.0	13:20:51.633
10		1:52.982	35.660	38.277	39.045	258.9	13:22:44.615
11		2:03.267	35.430	38.934	48.903	267.9	13:24:47.882
12		8:18.124	6:47.450	47.277	43.397	169.5	13:33:06.006
13		1:57.539	37.205	40.165	40.169	216.0	13:35:03.545
14		1:54.466	35.884	39.080	39.502	254.1	13:36:58.011
15		1:55.093	35.576	40.078	39.439	255.9	13:38:53.104
16		2:02.543	44.553	38.868	39.122	268.6	13:40:55.647
17		1:53.392	35.463	38.811	39.118	258.3	13:42:49.039
18		1:56.370	35.650	41.385	39.335	243.2	13:44:45.409
19		1:53.040	35.433	38.600	39.007	258.3	13:46:38.449
20		1:52.925	35.443	38.783	38.699	255.9	13:48:31.374
21		2:00.600	35.835	38.743	46.022	267.9	13:50:31.974
22		51:24.537	49:56.880	44.406	43.251	171.7	14:41:56.511
23		2:14.989	43.115	41.600	50.274	189.8	14:44:11.500
24		2:55.159	1:34.583	40.221	40.355	177.6	14:47:06.659
25		1:54.683	36.091	39.229	39.363	238.4	14:49:01.342
26		2:00.248	41.486	39.416	39.346	261.5	14:51:01.590
27		1:53.376	35.583	38.744	39.049	259.6	14:52:54.966
28		1:53.464	35.527	38.916	39.021	257.7	14:54:48.430
29		1:53.117	35.319	38.685	39.113	264.0	14:56:41.547
30		1:53.448	35.511	38.782	39.155	247.7	14:58:34.995
31		1:52.635	35.422	38.558	38.655	255.9	15:00:27.630
32		1:52.233	35.174	38.386	38.673	266.6	15:02:19.863
33		1:59.634	35.241	38.417	45.976	265.3	15:04:19.497
34		4:22.155	3:04.338	38.874	38.943	197.0	15:08:41.652
35		1:52.858	35.369	38.637	38.852	262.7	15:10:34.510
36		2:01.229	35.544	38.505	47.180	256.5	15:12:35.739
37		4:40.387	3:17.754	41.607	41.026	198.5	15:17:16.126
38		1:54.838	36.165	39.268	39.405	233.7	15:19:10.964
39		2:09.947	35.773	41.458	52.716	251.7	15:21:20.911
40		34:03.943	32:25.328	49.736	48.879	117.2	15:55:24.854
41		2:17.995	43.043	47.060	47.892	163.8	15:57:42.849
42		2:15.427	42.392	46.030	47.005	147.1	15:59:58.276
43		2:13.036	42.145	44.775	46.116	165.6	16:02:11.312
44		2:11.366	41.108	44.706	45.552	165.8	16:04:22.678
45		2:16.880	43.008	45.971	47.901	157.8	16:06:39.558
46		2:20.815	42.228	45.084	53.503	178.5	16:09:00.373

49 Karim Ajlani — Porsche 911 GT3 Cup
Am — ABM

Lap	D	Time	Sector 1	Sector 2	Sector 3	T. Spd	Elapsed
1		13:05:14.570	13:03:29.826	52.700	52.044	139.5	13:05:14.570
2		2:27.123	44.995	45.199	56.929	149.7	13:07:41.693
3		4:28.756	3:02.543	43.152	43.061	156.7	13:12:10.449
4		2:01.531	37.699	42.177	41.655	195.6	13:14:11.980
5		1:59.191	36.958	41.124	41.109	229.2	13:16:11.171

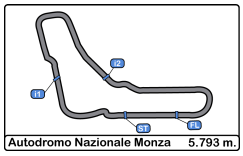

Autodromo Nazionale Monza
Porsche Carrera Cup France
Private test
Lap Analysis

PORSCHE CARRERA CUP FRANCE

49 Karim Ajlani — Porsche 911 GT3 Cup
Am — ABM

Lap	D	Time	Sector 1	Sector 2	Sector 3	T. Spd	Elapsed
6		1:57.312	36.529	39.990	40.793	233.7	13:18:08.483
7		1:55.990	35.946	40.058	39.986	251.1	13:20:04.473
8		1:55.528	35.959	39.192	40.377	249.4	13:22:00.001
9		1:56.631	35.686	39.949	40.996	250.0	13:23:56.632
10		1:56.174	36.404	39.344	40.426	227.8	13:25:52.806
11		1:58.106	36.202	41.082	40.822	241.0	13:27:50.912
12		2:13.280	40.902	42.633	49.745	197.8	13:30:04.192
13		5:44.206	4:15.611	46.510	42.085	189.4	13:35:48.398
14		1:56.966	36.188	40.023	40.755	232.2	13:37:45.364
15		1:55.491	35.960	39.771	39.760	248.2	13:39:40.855
16		1:54.755	35.747	39.431	39.577	251.1	13:41:35.610
17		1:58.902	39.346	39.924	39.632	255.9	13:43:34.512
18		1:54.140	35.610	38.923	39.607	259.6	13:45:28.652
19		2:15.731	40.072	44.595	51.064	259.6	13:47:44.383
20		6:25.826	5:02.390	42.181	41.255	176.1	13:54:10.209
21		1:55.631	35.756	39.678	40.197	252.9	13:56:05.840
22		1:54.554	35.748	39.241	39.565	255.9	13:58:00.394
23		1:54.045	35.621	39.061	39.363	255.3	13:59:54.439
24		1:54.740	35.797	39.378	39.565	258.9	14:01:49.179
25		1:55.945	35.691	39.805	40.449	264.0	14:03:45.124
26		2:04.568	35.840	39.268	49.460	257.1	14:05:49.692
27		35:49.192	33:52.660	57.521	59.011	160.0	14:41:38.884
28		2:14.370	42.469	46.811	45.090	175.6	14:43:53.254
29		1:55.854	36.710	39.286	39.858	246.5	14:45:49.108
30		1:54.638	35.971	39.364	39.303	259.6	14:47:43.746
31		1:56.726	37.346	39.663	39.717	260.8	14:49:40.472
32		1:53.619	35.811	38.754	39.054	252.9	14:51:34.091
33		1:52.896	35.490	38.283	39.123	261.5	14:53:26.987
34		2:11.308	39.847	41.951	49.510	260.2	14:55:38.295
35		8:41.799	6:51.831	57.136	52.832	171.9	15:04:20.094
36		2:14.933	42.232	46.298	46.403	191.4	15:06:35.027
37		2:35.978	36.137	53.939	1:05.902	258.9	15:09:11.005
38		4:30.236	3:05.722	39.880	44.634	167.7	15:13:41.241
39		1:57.216	37.501	39.495	40.220	196.7	15:15:38.457
40		1:56.540	35.848	38.764	41.928	248.2	15:17:34.997
41		1:53.829	35.627	38.814	39.388	260.2	15:19:28.826
42		2:35.035	35.741	50.281	1:09.013	258.3	15:22:03.861
43		1:01:52.655	59:57.766	56.557	58.332	123.4	16:23:56.516
44		2:37.309	50.945	54.648	51.716	145.7	16:26:33.825
45		2:24.644	44.369	49.486	50.789	175.8	16:28:58.469
46		2:30.137	44.202	56.976	48.959	150.8	16:31:28.606
47		2:27.320	44.014	53.575	49.731	165.3	16:33:55.926
48		2:19.592	43.752	48.083	47.757	160.0	16:36:15.518
49		2:23.210	41.930	47.655	53.625	173.9	16:38:38.728
50		2:25.511	43.412	52.282	49.817	167.9	16:41:04.239
51		2:18.647	42.280	46.086	50.281	163.3	16:43:22.886
52		2:41.061	42.002	58.589	1:00.470	177.0	16:46:03.947
53		4:23.749	2:44.817	50.922	48.010	135.3	16:50:27.696
54		2:14.032	41.564	45.791	46.677	182.7	16:52:41.728
55		2:16.378	40.812	48.090	47.476	183.3	16:54:58.106
56		2:20.400	45.348	45.928	49.124	178.5	16:57:18.506
57		2:13.599	40.866	46.307	46.426	189.1	16:59:32.105
58		2:11.450	40.520	45.415	45.515	189.1	17:01:43.555
59		2:40.774	47.888	50.893	1:01.993	153.6	17:04:24.329

53 Arthur Mathieu — Porsche 911 GT3 Cup
Pro — Martinet by Alméras

Lap	D	Time	Sector 1	Sector 2	Sector 3	T. Spd	Elapsed
1		13:02:32.435	13:00:54.884	50.584	46.967	121.2	13:02:32.435
2		2:02.847	38.463	42.703	41.681	201.1	13:04:35.282
3		1:56.354	36.480	39.938	39.936	221.7	13:06:31.636
4		1:54.775	35.460	39.167	40.148	266.0	13:08:26.411
5		1:59.626	37.421	40.526	41.679	200.0	13:10:26.037
6		1:53.301	35.654	38.877	38.770	265.3	13:12:19.338
7		1:53.381	35.573	38.880	38.928	270.0	13:14:12.719
8		1:53.337	35.775	38.731	38.831	242.1	13:16:06.056
9		1:52.791	35.491	38.565	38.735	267.9	13:17:58.847
10		2:00.149	35.354	38.742	46.053	267.3	13:19:58.996
11		14:04.386	12:44.684	40.275	39.427	145.1	13:34:03.382
12		1:53.806	35.588	39.194	39.024	262.7	13:35:57.188
13		1:53.109	35.391	38.806	38.912	266.0	13:37:50.297
14		1:52.993	35.344	38.708	38.941	266.0	13:39:43.290
15		1:54.476	35.790	39.142	39.544	248.2	13:41:37.766
16		1:52.776	35.350	38.687	38.739	255.3	13:43:30.542
17		1:53.061	35.664	38.603	38.794	264.0	13:45:23.603
18		1:52.759	35.235	38.673	38.851	268.6	13:47:16.362
19		1:58.921	35.230	38.797	44.894	262.1	13:49:15.283
20		50:44.996	49:22.382	41.791	40.823	183.6	14:40:00.279
21		1:57.904	38.404	39.355	40.145	249.4	14:41:58.183
22		1:53.046	35.754	38.474	38.818	266.0	14:43:51.229
23		1:53.276	36.213	38.383	38.680	271.3	14:45:44.505
24		1:54.796	37.082	38.882	38.832	270.6	14:47:39.301
25		1:53.213	35.752	38.471	38.990	269.3	14:49:32.514
26		1:52.371	35.351	38.443	38.577	270.0	14:51:24.885
27		1:52.687	35.535	38.389	38.763	266.6	14:53:17.572
28		1:58.072	35.421	38.266	44.385	268.6	14:55:15.644
29		5:17.548	3:59.952	38.936	38.660	206.1	15:00:33.192
30		1:55.048	38.111	38.472	38.465	266.6	15:02:28.240
31		1:55.590	37.938	39.088	38.564	272.7	15:04:23.830
32		1:52.405	35.577	38.271	38.557	265.3	15:06:16.235
33		1:52.456	35.799	38.176	38.481	268.6	15:08:08.691
34		1:54.095	35.608	38.073	40.414	267.3	15:10:02.786
35		1:58.829	35.537	38.205	45.087	267.9	15:12:01.615
36		6:56.767	5:30.608	42.815	43.344	150.2	15:18:58.382
37		2:08.512	37.050	40.308	51.154	201.8	15:21:06.894
38		15:33.980	14:13.722	40.050	40.208	205.3	15:36:40.874
39		1:58.673	35.659	42.471	40.543	264.7	15:38:39.547
40		2:07.756	35.572	41.495	50.689	269.3	15:40:47.303
41		17:07.673	15:37.006	44.765	45.902	164.1	15:57:54.976
42		2:12.236	42.850	43.800	45.586	162.4	16:00:07.212
43		2:11.319	40.360	44.867	46.092	183.0	16:02:18.531
44		2:08.394	39.794	44.205	44.395	175.6	16:04:26.925
45		2:10.865	40.244	44.916	45.705	181.2	16:06:37.790
46		2:09.977	40.296	44.067	45.614	183.6	16:08:47.767
47		2:21.406	41.705	45.916	53.785	169.0	16:11:09.173
48		7:22.508	5:40.480	46.529	55.499	145.3	16:18:31.681

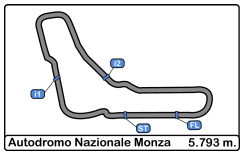

Autodromo Nazionale Monza
Porsche Carrera Cup France
Private test
Lap Analysis

PORSCHE CARRERA CUP FRANCE

56 Frédéric Ancel Porsche 911 GT3 Cup

Pro-Am — Porsche Lorient Racing

Lap	D	Time	Sector 1	Sector 2	Sector 3	T. Spd	Elapsed
1		13:03:15.048	13:01:26.645	53.145	55.258	96.6	13:03:15.048
2		2:13.954	42.696	43.054	48.204	215.1	13:05:29.002
3		2:30.475	47.528	47.344	55.603	133.1	13:07:59.477
4		20:02.302	18:36.465	44.883	40.954	154.9	13:28:01.779
5		1:54.421	35.906	38.802	39.713	228.3	13:29:56.200
6		1:52.822	35.415	38.620	38.787	260.2	13:31:49.022
7		2:07.355	35.287	38.302	53.766	262.7	13:33:56.377
8		33:39.377	32:12.181	44.340	42.856	143.6	14:07:35.754
9		1:58.411	37.119	40.284	41.008	225.0	14:09:34.165
10		1:57.407	36.201	39.835	41.371	244.8	14:11:31.572
11		1:55.580	36.117	39.736	39.727	242.1	14:13:27.152
12		1:55.393	35.993	39.401	39.999	255.3	14:15:22.545
13		1:54.682	35.609	39.467	39.606	260.8	14:17:17.227
14		1:54.960	36.141	39.311	39.508	266.0	14:19:12.187
15		1:54.323	35.599	39.272	39.452	261.5	14:21:06.510
16		1:54.089	35.548	39.214	39.327	266.0	14:23:00.599
17		2:12.553	35.629	39.816	57.108	266.6	14:25:13.152
18		7:33.264	6:11.674	41.062	40.528	187.5	14:32:46.416
19		1:55.343	36.031	39.628	39.684	260.2	14:34:41.759
20		1:55.379	35.741	39.194	40.444	260.2	14:36:37.138
21		1:54.413	35.758	39.278	39.377	235.8	14:38:31.551
22		1:54.469	36.089	39.099	39.281	225.9	14:40:26.020
23		1:54.243	35.579	39.192	39.472	258.9	14:42:20.263
24		1:54.490	35.432	39.653	39.405	266.0	14:44:14.753
25		2:06.685	45.208	41.443	40.034	271.3	14:46:21.438
26		1:54.850	35.862	39.340	39.648	258.9	14:48:16.288
27		1:54.419	35.583	39.438	39.398	266.0	14:50:10.707
28		2:05.965	35.538	38.974	51.453	258.9	14:52:16.672
29		27:50.522	26:23.709	41.864	44.949	177.3	15:20:07.194
30		2:50.310	45.329	52.973	1:12.008	154.7	15:22:57.504
31		5:49.988	4:28.151	41.312	40.525	162.4	15:28:47.492
32		1:56.419	36.162	39.053	41.204	241.6	15:30:43.911
33		1:56.926	37.451	39.356	40.119	228.3	15:32:40.837
34		1:54.492	35.601	39.263	39.628	257.1	15:34:35.329
35		1:54.820	35.679	39.555	39.586	252.9	15:36:30.149
36		1:54.757	35.796	39.581	39.380	254.7	15:38:24.906
37		6:00.916	35.640	4:22.145	1:03.131	257.7	15:44:25.822
38		9:32.516	7:51.595	49.407	51.514	141.1	15:53:58.338
39		2:38.297	45.472	51.389	1:01.436	154.7	15:56:36.635
40		6:17.616	4:43.877	46.647	47.092	142.6	16:02:54.251
41		2:14.946	42.531	45.111	47.304	169.8	16:05:09.197
42		2:15.389	43.393	45.191	46.805	164.3	16:07:24.586
43		2:50.669	43.380	1:02.580	1:04.709	171.1	16:10:15.255

59 Maxence Maurice Porsche 911 GT3 Cup

Pro-Am — IMSA LS Group Performance

Lap	D	Time	Sector 1	Sector 2	Sector 3	T. Spd	Elapsed
1		13:14:51.813	13:13:01.141	58.131	52.541	101.5	13:14:51.813
2		2:15.618	47.078	43.374	45.166	120.2	13:17:07.431
3		2:03.046	41.809	40.637	40.600	115.8	13:19:10.477
4		2:01.050	38.888	41.955	40.207	196.7	13:21:11.527
5		1:55.102	36.125	39.305	39.672	216.8	13:23:06.629
6		1:54.414	35.723	39.129	39.562	248.2	13:25:01.043
7		1:54.125	35.705	39.034	39.386	242.1	13:26:55.168
8		1:57.631	35.460	38.687	43.484	257.7	13:28:52.799

59 Maxence Maurice Porsche 911 GT3 Cup

Pro-Am — IMSA LS Group Performance

Lap	D	Time	Sector 1	Sector 2	Sector 3	T. Spd	Elapsed
9		1:54.581	35.498	39.416	39.667	257.7	13:30:47.380
10		1:53.639	35.430	38.716	39.493	258.3	13:32:41.019
11		2:01.968	35.551	39.183	47.234	260.2	13:34:42.987
12		4:43.432	3:24.259	39.533	39.640	206.1	13:39:26.419
13		1:53.956	35.572	38.965	39.419	257.7	13:41:20.375
14		1:53.528	35.640	38.677	39.211	255.9	13:43:13.903
15		1:53.166	35.236	38.771	39.159	260.8	13:45:07.069
16		1:53.493	35.266	39.029	39.198	262.7	13:47:00.562
17		1:53.601	35.638	38.845	39.118	256.5	13:48:54.163
18		1:54.183	35.816	38.787	39.580	261.5	13:50:48.346
19		1:53.480	35.401	38.726	39.353	261.5	13:52:41.826
20		8:03.925	39.351	39.105	6:45.469	263.4	14:00:45.751
21		6:01.484	4:41.412	40.524	39.548	201.1	14:06:47.235
22		1:54.395	36.066	39.064	39.265	261.5	14:08:41.630
23		1:53.768	35.887	38.609	39.272	227.8	14:10:35.398
24		1:53.696	35.562	38.859	39.275	264.0	14:12:29.094
25		1:53.767	35.622	38.764	39.381	262.7	14:14:22.861
26		2:02.291	36.745	39.283	46.263	268.6	14:16:25.152
27		6:06.382	4:46.815	39.737	39.830	206.8	14:22:31.534
28		1:53.242	35.374	38.568	39.300	258.3	14:24:24.776
29		1:53.897	35.720	38.906	39.271	255.3	14:26:18.673
30		1:53.274	35.355	38.793	39.126	266.6	14:28:11.947
31		2:01.321	36.460	38.791	46.070	261.5	14:30:13.268
32		21:30.731	20:04.140	44.200	42.391	135.0	14:51:43.999
33		1:55.716	36.167	39.823	39.726	242.6	14:53:39.715
34		1:53.448	35.462	38.715	39.271	265.3	14:55:33.163
35		1:52.781	35.349	38.699	38.733	267.9	14:57:25.944
36		1:53.614	36.062	38.676	38.876	271.3	14:59:19.558
37		1:52.802	35.410	38.519	38.873	265.3	15:01:12.360
38		1:52.695	35.355	38.309	39.031	262.7	15:03:05.055
39		1:52.741	35.263	38.783	38.695	264.7	15:04:57.796
40		1:52.574	35.154	38.562	38.858	266.0	15:06:50.370
41		1:52.930	35.301	38.519	39.110	267.3	15:08:43.300
42		7:01.028	35.236	38.715	5:47.077	267.9	15:15:44.328
43		5:33.353	3:54.443	47.446	51.464	147.5	15:21:17.681
44		6:54.924	5:34.966	40.098	39.860	195.2	15:28:12.605
45		1:53.696	35.639	38.851	39.206	248.2	15:30:06.301
46		1:55.893	35.689	41.013	39.191	261.5	15:32:02.194
47		1:53.161	35.539	38.662	38.960	265.3	15:33:55.355
48		1:53.058	35.526	38.587	38.945	266.0	15:35:48.413
49		1:53.211	35.485	38.686	39.040	266.6	15:37:41.624
50		1:52.740	35.258	38.497	38.985	269.3	15:39:34.364
51		2:40.275	45.950	51.589	1:02.736	188.8	15:42:14.639
52		19:31.499	17:57.307	48.250	45.942	132.1	16:01:46.138
53		2:15.000	40.115	43.217	51.668	179.1	16:04:01.138
54		2:10.748	41.052	44.552	45.144	190.8	16:06:11.886
55		2:23.983	40.497	48.613	54.873	201.1	16:08:35.869
56		7:22.202	5:29.360	52.958	59.884	129.9	16:15:58.071
57		12:41.707	11:05.807	47.901	47.999	108.2	16:28:39.778
58		2:12.620	41.728	45.466	45.426	165.1	16:30:52.398
59		2:09.258	39.791	44.700	44.767	187.1	16:33:01.656
60		2:08.721	39.609	44.323	44.789	199.6	16:35:10.377
61		2:12.823	42.723	44.666	45.434	197.8	16:37:23.200
62		2:09.212	39.510	44.568	45.134	186.8	16:39:32.412
63		2:10.055	39.661	44.924	45.470	191.4	16:41:42.467

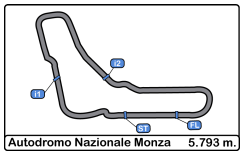

Autodromo Nazionale Monza
Porsche Carrera Cup France
Private test
Lap Analysis

PORSCHE CARRERA CUP FRANCE

59 — Maxence Maurice — Porsche 911 GT3 Cup
Pro-Am — IMSA LS Group Performance

Lap	D	Time	Sector 1	Sector 2	Sector 3	T. Spd	Elapsed
64		2:09.319	39.480	44.436	45.403	191.8	16:43:51.786
65		2:09.191	39.140	44.485	45.566	197.4	16:46:00.977
66		5:15.125	P 38.911	45.865	3:50.349	206.1	16:51:16.102
67		2:35.785	1:05.315	45.386	45.084	135.8	16:53:51.887
68		2:08.989	39.397	45.081	44.511	191.1	16:56:00.876
69		2:09.154	38.711	45.218	45.225	207.6	16:58:10.030
70		2:10.566	39.589	45.095	45.882	191.4	17:00:20.596
71		2:23.778	P 41.880	45.033	56.865	171.4	17:02:44.374

66 — Gilles Colombani — Porsche 911 GT3 Cup
Am — Team Clairet Sport

Lap	D	Time	Sector 1	Sector 2	Sector 3	T. Spd	Elapsed
1		13:02:40.056	13:01:08.656	45.409	45.991	121.3	13:02:40.056
2		2:08.870	39.686	43.528	45.656	191.8	13:04:48.926
3		2:05.322	39.106	42.531	43.685	178.5	13:06:54.248
4		2:00.510	37.333	41.404	41.773	192.8	13:08:54.758
5		2:00.260	36.774	42.140	41.346	203.0	13:10:55.018
6		1:57.850	36.900	40.053	40.897	214.2	13:12:52.868
7		1:56.211	36.217	39.594	40.400	245.4	13:14:49.079
8		1:55.796	36.041	39.588	40.167	242.6	13:16:44.875
9		1:55.284	35.909	39.279	40.096	248.8	13:18:40.159
10		2:05.711	P 36.070	39.540	50.101	244.8	13:20:45.870
11		7:04.034	5:34.775	44.638	44.621	163.3	13:27:49.904
12		2:02.737	37.482	41.363	43.892	197.0	13:29:52.641
13		1:59.813	36.979	40.917	41.917	207.2	13:31:52.454
14		1:56.273	36.360	39.811	40.102	230.2	13:33:48.727
15		1:55.734	36.369	39.710	39.655	230.7	13:35:44.461
16		1:54.488	35.815	38.516	40.157	257.7	13:37:38.949
17		1:54.405	35.910	39.049	39.446	258.3	13:39:33.354
18		1:54.330	35.681	38.985	39.664	262.1	13:41:27.684
19		1:54.651	36.272	38.980	39.399	267.9	13:43:22.335
20		1:54.112	35.854	39.057	39.201	261.5	13:45:16.447
21		2:07.364	P 35.721	39.798	51.845	243.7	13:47:23.811
22		12:05.250	10:31.118	48.631	45.501	156.0	13:59:29.061
23		2:05.836	38.371	43.914	43.551	185.2	14:01:34.897
24		2:01.780	38.003	41.877	41.900	187.5	14:03:36.677
25		1:59.433	36.873	40.677	41.883	210.1	14:05:36.110
26		2:12.752	P 36.301	42.061	54.390	236.8	14:07:48.862
27		14:43.981	13:17.994	42.729	43.258	179.4	14:22:32.843
28		1:57.813	36.790	40.398	40.625	222.2	14:24:30.656
29		1:55.488	36.249	39.604	39.635	237.8	14:26:26.144
30		1:55.696	35.980	39.050	40.666	250.5	14:28:21.840
31		1:56.280	37.404	39.131	39.745	266.0	14:30:18.120
32		1:54.169	35.915	38.679	39.575	258.9	14:32:12.289
33		1:53.953	35.783	38.815	39.355	264.7	14:34:06.242
34		2:05.304	P 35.718	39.036	50.550	261.5	14:36:11.546
35		6:46.129	5:24.996	41.054	40.079	204.5	14:42:57.675
36		1:59.256	39.889	39.128	40.239	264.0	14:44:56.931
37		1:54.736	35.959	39.609	39.168	253.5	14:46:51.667
38		1:54.157	35.797	38.949	39.411	252.9	14:48:45.824
39		1:54.091	36.114	38.737	39.240	258.9	14:50:39.915
40		1:54.105	36.013	38.777	39.315	258.9	14:52:34.020
41		1:53.605	35.658	38.664	39.283	268.6	14:54:27.625
42		1:53.980	36.003	38.668	39.309	258.3	14:56:21.605
43		2:08.130	P 35.523	39.585	53.022	264.7	14:58:29.735

66 — Gilles Colombani — Porsche 911 GT3 Cup
Am — Team Clairet Sport

Lap	D	Time	Sector 1	Sector 2	Sector 3	T. Spd	Elapsed
44		36:21.206	34:53.567	41.814	45.825	175.6	15:34:50.941
45		2:08.052	P 37.597	40.206	50.249	223.1	15:36:58.993
46		4:18.009	P 2:26.512	45.860	1:05.637	204.9	15:41:17.002
47		11:43.663	10:08.308	46.656	48.699	155.3	15:53:00.665
48		2:28.758	47.008	51.049	50.701	133.8	15:55:29.423
49		2:28.143	45.870	49.900	52.373	158.5	15:57:57.566
50		2:19.299	45.106	46.684	47.509	157.2	16:00:16.865
51		2:16.648	43.032	46.009	47.607	177.0	16:02:33.513
52		2:14.826	42.736	45.315	46.775	172.5	16:04:48.339
53		2:14.188	42.255	45.308	46.625	177.3	16:07:02.527
54		2:18.734	43.412	46.353	48.969	175.6	16:09:21.261
55		2:22.264	46.141	47.740	48.383	148.7	16:11:43.525
56		2:25.995	45.550	46.781	53.664	150.4	16:14:09.520
57		2:27.328	47.550	47.842	51.936	144.0	16:16:36.848
58		2:39.020	P 47.627	49.006	1:02.387	151.4	16:19:15.868

73 — Sébastien Poisson — Porsche 911 GT3 Cup
Am — ABM

Lap	D	Time	Sector 1	Sector 2	Sector 3	T. Spd	Elapsed
1		13:05:32.591	13:03:42.079	55.204	55.308	84.8	13:05:32.591
2		2:21.337	47.206	48.154	45.977	138.2	13:07:53.928
3		2:00.847	36.788	41.603	42.456	229.2	13:09:54.775
4		1:56.746	35.929	40.203	40.614	240.5	13:11:51.521
5		1:56.545	35.631	40.317	40.597	248.8	13:13:48.066
6		2:07.447	35.702	51.607	40.138	254.7	13:15:55.513
7		1:55.407	35.625	39.776	40.006	256.5	13:17:50.920
8		1:55.238	35.484	39.742	40.012	252.3	13:19:46.158
9		1:54.945	35.670	39.579	39.696	251.1	13:21:41.103
10		1:54.263	35.543	39.190	39.530	260.2	13:23:35.366
11		2:03.031	P 35.692	39.480	47.859	255.9	13:25:38.397
12		7:35.178	6:15.358	39.933	39.887	191.8	13:33:13.575
13		1:54.808	35.866	39.422	39.520	255.3	13:35:08.383
14		1:56.426	35.774	40.840	39.812	255.3	13:37:04.809
15		1:54.325	35.669	39.274	39.382	255.3	13:38:59.134
16		1:55.406	35.545	39.011	40.850	257.1	13:40:54.540
17		1:54.073	35.745	38.921	39.407	253.5	13:42:48.613
18		1:53.291	35.519	38.525	39.247	254.7	13:44:41.904
19		1:53.664	35.453	38.937	39.274	260.2	13:46:35.568
20		2:00.562	P 35.625	39.237	45.700	253.5	13:48:36.130
21		52:03.144	50:27.455	49.332	46.357	126.9	14:40:39.274
22		1:57.861	37.290	40.296	40.275	215.1	14:42:37.135
23		1:54.642	35.925	39.589	39.128	251.7	14:44:31.777
24		1:53.996	35.585	39.069	39.342	263.4	14:46:25.773
25		1:54.083	35.229	39.437	39.417	267.3	14:48:19.856
26		1:54.424	35.649	39.451	39.324	258.3	14:50:14.280
27		1:53.715	35.593	38.957	39.165	257.7	14:52:07.995
28		1:53.482	35.510	38.686	39.286	260.2	14:54:01.477
29		1:53.120	35.446	38.741	38.933	255.3	14:55:54.597
30		1:54.063	35.264	38.787	40.012	262.7	14:57:48.660
31		1:52.846	35.327	38.716	38.803	259.6	14:59:41.506
32		1:53.061	35.379	38.756	38.926	260.8	15:01:34.567
33		1:59.360	P 35.379	38.629	45.352	257.7	15:03:33.927
34		7:44.238	6:26.231	39.029	38.978	195.2	15:11:18.165
35		1:53.166	35.285	38.686	39.195	259.6	15:13:11.331
36		1:53.289	35.473	38.874	38.942	258.3	15:15:04.620

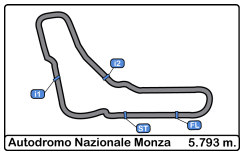

Autodromo Nazionale Monza
Porsche Carrera Cup France
Private test
Lap Analysis

PORSCHE CARRERA CUP FRANCE

73 Sébastien Poisson — Porsche 911 GT3 Cup

Am — ABM

Lap	D	Time	Sector 1	Sector 2	Sector 3	T. Spd	Elapsed
37		1:52.975	35.309	38.589	39.077	260.2	15:16:57.595
38		1:53.131	35.432	38.871	38.828	262.1	15:18:50.726
39		7:14.315	P 35.238	5:35.456	1:03.621	266.0	15:26:05.041
40		46:07.500	44:21.737	53.194	52.569	120.1	16:12:12.541
41		2:35.270	46.397	49.966	58.907	148.1	16:14:47.811
42		2:33.786	51.431	50.285	52.070	143.6	16:17:21.597
43		2:27.513	47.145	50.180	50.188	147.7	16:19:49.110
44		2:23.649	45.928	47.359	50.362	140.8	16:22:12.759
45		2:18.538	44.655	46.699	47.184	159.0	16:24:31.297
46		2:13.186	41.966	44.050	47.170	175.3	16:26:44.483
47		2:14.136	41.684	45.567	46.885	177.9	16:28:58.619
48		2:12.575	41.381	44.974	46.220	176.4	16:31:11.194
49		2:12.281	41.054	44.891	46.336	167.9	16:33:23.475
50		2:12.001	41.620	44.819	45.562	173.0	16:35:35.476
51		2:09.320	40.315	44.349	44.656	174.4	16:37:44.796
52		2:10.129	40.033	44.717	45.379	175.6	16:39:54.925
53		2:10.381	40.282	44.758	45.341	175.8	16:42:05.306
54		2:11.103	40.074	44.715	46.314	175.0	16:44:16.409
55		2:11.787	39.639	46.445	45.703	195.6	16:46:28.196
56		2:11.648	40.590	45.186	45.872	177.3	16:48:39.844
57		2:21.553	40.299	55.750	45.504	172.8	16:51:01.397
58		2:09.828	39.841	44.855	45.132	181.2	16:53:11.225
59		2:09.961	40.025	44.880	45.056	172.2	16:55:21.186
60		2:09.324	40.095	44.624	44.605	181.5	16:57:30.510
61		2:09.546	40.267	44.583	44.696	178.8	16:59:40.056
62		2:09.918	40.172	45.138	44.608	183.9	17:01:49.974
63		2:36.149	P 43.897	52.413	59.839	185.2	17:04:26.123

74 Victor Blugeon — Porsche 911 GT3 Cup

Pro — ABM

Lap	D	Time	Sector 1	Sector 2	Sector 3	T. Spd	Elapsed
1		13:04:36.355	13:02:50.001	53.415	52.939	123.1	13:04:36.355
2		1:58.358	37.210	41.021	40.127	204.1	13:06:34.713
3		2:06.674	P 35.787	42.542	48.345	242.1	13:08:41.387
4		4:22.324	2:58.650	41.708	41.966	181.8	13:13:03.711
5		1:54.034	35.591	39.131	39.312	246.0	13:14:57.745
6		1:53.694	35.485	39.060	39.149	252.9	13:16:51.439
7		1:53.587	35.407	39.234	38.946	260.8	13:18:45.026
8		1:53.197	35.231	38.936	39.030	260.2	13:20:38.223
9		1:53.106	35.425	38.654	39.027	264.0	13:22:31.329
10		2:01.133	P 36.336	38.926	45.871	259.6	13:24:32.462
11		6:50.555	5:31.655	39.336	39.564	191.1	13:31:23.017
12		1:53.432	35.556	38.874	39.002	257.1	13:33:16.449
13		1:53.001	35.330	38.622	39.049	263.4	13:35:09.450
14		1:53.665	35.331	39.462	38.872	266.6	13:37:03.115
15		1:52.688	35.291	38.604	38.793	266.6	13:38:55.803
16		1:52.716	35.256	38.789	38.671	266.6	13:40:48.519
17		1:52.331	35.203	38.514	38.614	268.6	13:42:40.850
18		2:00.569	P 35.385	38.532	46.652	267.9	13:44:41.419
19		7:24.681	6:02.725	39.427	42.529	206.5	13:52:06.100
20		1:52.459	35.230	38.579	38.650	264.7	13:53:58.559
21		1:52.538	35.272	38.602	38.664	270.6	13:55:51.097
22		1:52.840	35.602	38.564	38.674	270.6	13:57:43.937
23		1:52.385	35.246	38.460	38.679	268.6	13:59:36.322
24		2:01.521	P 35.316	39.256	46.949	264.7	14:01:37.843

74 Victor Blugeon — Porsche 911 GT3 Cup

Pro — ABM

Lap	D	Time	Sector 1	Sector 2	Sector 3	T. Spd	Elapsed
25		50:04.577	48:38.540	43.771	42.266	116.0	14:51:42.420
26		1:54.540	35.997	39.211	39.332	249.4	14:53:36.960
27		1:53.838	36.344	38.694	38.800	268.6	14:55:30.798
28		1:53.776	35.487	38.525	39.764	266.0	14:57:24.574
29		1:52.786	35.671	38.357	38.758	267.9	14:59:17.360
30		1:52.565	35.467	38.396	38.702	264.0	15:01:09.925
31		1:52.461	35.296	38.466	38.699	265.3	15:03:02.386
32		1:52.125	35.388	38.109	38.628	267.3	15:04:54.511
33		1:52.281	35.490	38.104	38.687	260.8	15:06:46.792
34		1:52.486	35.377	38.393	38.716	267.3	15:08:39.278
35		1:52.035	35.375	38.090	38.570	266.6	15:10:31.313
36		2:00.697	P 35.389	38.508	46.800	265.3	15:12:32.010
37		4:59.916	3:39.600	40.328	39.988	202.6	15:17:31.926
38		1:52.497	35.480	38.116	38.901	260.8	15:19:24.423
39		2:09.240	P 35.319	43.798	50.123	267.9	15:21:33.663
40		6:33.961	5:15.743	39.077	39.141	204.1	15:28:07.624
41		1:59.320	P 35.373	38.288	45.659	262.7	15:30:06.944
42		2:42.009	P 1:15.692	38.776	47.541	121.4	15:32:48.953
43		5:48.046	4:29.238	39.761	39.047	63.4	15:38:36.999
44		2:08.869	P 35.454	41.385	52.030	261.5	15:40:45.868
45		36:54.001	35:05.795	56.097	52.109	120.9	16:17:39.869
46		2:23.650	46.307	48.062	49.281	143.8	16:20:03.519
47		2:20.311	46.059	46.052	48.200	114.4	16:22:23.830
48		2:16.386	43.202	45.703	47.481	179.1	16:24:40.216
49		2:13.609	41.815	44.684	47.110	182.7	16:26:53.825
50		2:14.600	43.644	44.980	45.976	194.9	16:29:08.425
51		2:11.466	40.639	44.943	45.884	181.8	16:31:19.891
52		2:11.484	41.430	44.552	45.502	198.8	16:33:31.375
53		2:10.157	40.043	44.231	45.883	196.0	16:35:41.532
54		2:09.768	39.688	44.536	45.544	195.6	16:37:51.300
55		2:20.548	P 39.601	46.803	54.144	196.0	16:40:11.848
56		5:30.712	3:55.907	47.877	46.928	142.4	16:45:42.560
57		2:11.817	42.046	44.388	45.383	192.8	16:47:54.377
58		2:10.224	39.538	44.830	45.856	210.9	16:50:04.601
59		2:09.983	39.934	44.598	45.451	184.6	16:52:14.584
60		2:11.368	40.063	45.379	45.926	192.5	16:54:25.952
61		2:08.766	39.047	44.346	45.373	212.1	16:56:34.718
62		2:13.205	40.389	47.725	45.091	191.4	16:58:47.923
63		2:09.192	39.545	44.663	44.984	207.6	17:00:57.115
64		2:33.125	P 42.318	45.138	1:05.669	172.8	17:03:30.240

76 Louis Perrot — Porsche 911 GT3 Cup

Pro — IMSA LS Group Performance

Lap	D	Time	Sector 1	Sector 2	Sector 3	T. Spd	Elapsed
1		13:02:52.023	13:01:10.324	50.423	51.276	122.5	13:02:52.023
2		2:22.188	48.969	46.974	46.245	163.1	13:05:14.211
3		2:08.027	42.382	43.065	42.580	174.4	13:07:22.238
4		1:56.238	37.755	39.113	39.370	228.8	13:09:18.476
5		2:09.548	P 36.695	41.534	51.319	252.3	13:11:28.024
6		16:48.702	15:04.260	50.646	53.796	77.3	13:28:16.726
7		2:19.469	47.788	45.898	45.783	182.7	13:30:36.195
8		1:55.864	37.681	38.919	39.264	231.2	13:32:32.059
9		2:07.738	P 38.514	39.775	49.449	180.6	13:34:39.797
10		6:54.163	5:14.568	52.106	47.489	170.8	13:41:33.960
11		2:17.304	45.053	44.543	47.708	176.1	13:43:51.264

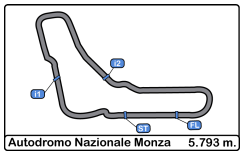

Autodromo Nazionale Monza
Porsche Carrera Cup France
Private test
Lap Analysis

PORSCHE CARRERA CUP FRANCE

76 Louis Perrot — Porsche 911 GT3 Cup
Pro — IMSA LS Group Performance

Lap	D	Time	Sector 1	Sector 2	Sector 3	T. Spd	Elapsed
12		1:56.664	39.067	38.803	38.794	221.7	13:45:47.928
13		1:53.669	35.134	39.689	38.846	264.7	13:47:41.597
14		2:10.451	38.186	40.152	52.113	270.0	13:49:52.048
15		6:05.687	4:33.424	47.345	44.918	123.1	13:55:57.735
16		2:00.368	41.843	39.319	39.206	186.2	13:57:58.103
17		1:52.116	35.435	38.203	38.478	248.2	13:59:50.219
18		1:51.741	35.321	38.077	38.343	254.1	14:01:41.960
19		1:52.970	35.164	39.076	38.730	265.3	14:03:34.930
20		1:51.434	35.076	37.992	38.366	263.4	14:05:26.364
21		6:02.165	35.094	37.630	4:49.441	264.0	14:11:28.529
22		5:40.180	4:22.419	39.151	38.610	198.5	14:17:08.709
23		1:51.318	35.132	37.853	38.333	253.5	14:19:00.027
24		1:51.059	34.986	37.736	38.337	264.0	14:20:51.086
25		1:52.441	35.071	38.801	38.569	261.5	14:22:43.527
26		1:51.470	35.055	38.154	38.261	267.9	14:24:34.997
27		1:59.388	34.976	38.283	46.129	265.3	14:26:34.385
28		6:17.030	4:59.904	38.330	38.796	208.4	14:32:51.415
29		1:53.195	35.156	39.464	38.575	265.3	14:34:44.610
30		1:51.821	35.093	38.112	38.616	266.0	14:36:36.431
31		1:51.997	35.059	38.341	38.597	266.0	14:38:28.428
32		5:37.165	35.105	38.253	4:23.807	263.4	14:44:05.593
33		16:37.098	15:15.840	39.962	41.296	193.2	15:00:42.691
34		1:52.355	35.277	38.251	38.827	257.1	15:02:35.046
35		1:51.620	35.069	38.012	38.539	264.7	15:04:26.666
36		1:51.732	34.904	38.176	38.652	265.3	15:06:18.398
37		1:54.159	35.095	39.321	39.743	266.0	15:08:12.557
38		2:00.071	35.346	38.128	46.597	268.6	15:10:12.628
39		6:30.683	5:13.135	38.729	38.819	179.4	15:16:43.311
40		1:52.149	35.114	38.461	38.574	257.1	15:18:35.460
41		5:24.257	34.940	38.254	4:11.063	263.4	15:23:59.717
42		6:32.333	4:57.251	47.026	48.056	163.1	15:30:32.050
43		1:59.904	38.488	39.726	41.690	220.8	15:32:31.954
44		1:50.977	35.067	37.808	38.102	260.8	15:34:22.931
45		1:55.791	36.330	39.521	39.940	262.1	15:36:18.722
46		1:51.035	35.046	37.627	38.362	255.9	15:38:09.757
47		2:07.223	36.701	39.139	51.383	271.3	15:40:16.980
48		20:47.221	19:18.875	44.386	43.960	136.7	16:01:04.201
49		2:08.282	38.413	45.153	44.716	203.3	16:03:12.483
50		2:19.550	38.881	55.487	45.182	196.3	16:05:32.033
51		2:52.364	40.344	1:26.755	45.265	175.3	16:08:24.397
52		2:11.386	41.079	44.679	45.628	182.4	16:10:35.783
53		2:12.102	40.900	45.144	46.058	184.6	16:12:47.885
54		6:16.829	41.133	44.829	4:50.867	173.6	16:19:04.714
55		6:41.807	5:12.418	44.254	45.135	137.0	16:25:46.521
56		2:09.269	40.329	43.662	45.278	173.3	16:27:55.790
57		2:09.110	39.460	44.934	44.716	184.6	16:30:04.900
58		2:07.909	39.403	43.641	44.865	187.1	16:32:12.809
59		2:08.242	39.491	44.473	44.278	183.6	16:34:21.051
60		2:06.959	38.907	43.921	44.131	194.9	16:36:28.010
61		2:14.765	38.691	43.982	52.092	200.7	16:38:42.775
62		15:29.017	14:00.681	44.111	44.225	167.1	16:54:11.792
63		2:06.986	38.842	44.004	44.140	197.0	16:56:18.778
64		2:07.476	38.820	44.064	44.592	193.5	16:58:26.254
65		2:07.925	38.933	44.493	44.499	197.8	17:00:34.179
66		2:18.608	39.467	44.684	54.457	177.0	17:02:52.787

77 Jérémy Sarhy — Porsche 911 GT3 Cup
Pro — Racing Technology

Lap	D	Time	Sector 1	Sector 2	Sector 3	T. Spd	Elapsed
1		13:05:07.931	13:03:25.750	50.996	51.185	132.8	13:05:07.931
2		2:15.450	46.372	42.907	46.171	181.5	13:07:23.381
3		1:59.731	39.286	39.968	40.477	189.8	13:09:23.112
4		1:55.210	36.083	38.945	40.182	219.5	13:11:18.322
5		1:54.029	35.743	38.731	39.555	244.3	13:13:12.351
6		1:53.326	35.681	38.377	39.268	241.0	13:15:05.677
7		1:53.004	35.444	38.624	38.936	248.8	13:16:58.681
8		1:52.480	35.269	38.274	38.937	252.9	13:18:51.161
9		2:02.999	35.470	38.336	49.193	251.1	13:20:54.160
10		4:33.168	3:15.681	38.585	38.902	172.5	13:25:27.328
11		1:52.402	35.320	38.463	38.619	260.2	13:27:19.730
12		1:52.514	35.240	38.469	38.805	260.2	13:29:12.244
13		2:01.481	35.318	38.421	47.742	253.5	13:31:13.725
14		5:54.190	4:36.753	38.727	38.710	190.4	13:37:07.915
15		1:52.733	35.271	38.643	38.819	258.3	13:39:00.648
16		1:52.744	35.443	38.257	39.044	256.5	13:40:53.392
17		1:51.870	35.195	38.289	38.386	259.6	13:42:45.262
18		2:01.985	35.103	38.279	48.603	260.2	13:44:47.247
19		30:20.774	28:55.849	45.053	39.872	166.9	14:15:08.021
20		1:53.656	35.809	38.793	39.054	237.8	14:17:01.677
21		1:55.945	38.613	38.352	38.980	256.5	14:18:57.622
22		1:56.537	35.694	40.079	40.764	243.2	14:20:54.159
23		2:01.335	35.451	38.664	47.220	256.5	14:22:55.494
24		8:59.277	7:26.977	47.541	44.759	105.7	14:31:54.771
25		1:55.010	36.651	38.789	39.570	211.3	14:33:49.781
26		1:51.715	35.272	38.004	38.439	258.9	14:35:41.496
27		1:51.184	35.077	37.945	38.162	265.3	14:37:32.680
28		1:50.993	35.106	37.754	38.133	261.5	14:39:23.673
29		2:07.467	35.184	40.076	52.207	266.0	14:41:31.140
30		6:03.998	4:41.785	42.035	40.178	139.3	14:47:35.138
31		1:51.939	35.330	38.296	38.313	254.1	14:49:27.077
32		1:51.803	35.135	37.992	38.676	260.2	14:51:18.880
33		1:51.282	35.030	37.976	38.276	261.5	14:53:10.162
34		2:01.177	35.748	37.801	47.628	261.5	14:55:11.339
35		13:56.070	12:38.363	38.613	39.094	184.6	15:09:07.409
36		1:53.839	37.203	38.220	38.416	260.8	15:11:01.248
37		1:51.492	35.085	38.048	38.359	258.3	15:12:52.740
38		1:52.806	35.055	38.140	39.611	261.5	15:14:45.546
39		1:55.253	38.529	38.111	38.613	236.8	15:16:40.799
40		2:01.202	35.177	38.960	47.065	254.7	15:18:42.001
41		39:11.016	37:30.919	49.797	50.300	135.8	15:57:53.017
42		2:12.286	41.354	45.146	45.786	160.9	16:00:05.303
43		2:21.718	40.636	45.428	55.654	188.4	16:02:27.021
44		8:46.720	7:12.513	46.150	48.057	122.7	16:11:13.741
45		2:22.599	41.865	44.257	56.477	166.1	16:13:36.340

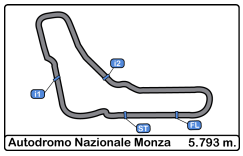

Autodromo Nazionale Monza
Porsche Carrera Cup France
Private test
Lap Analysis

PORSCHE CARRERA CUP FRANCE

78 Dominique Bastien — Porsche 911 GT3 Cup — Am — Speedlover

Lap	D	Time	Sector 1	Sector 2	Sector 3	T. Spd	Elapsed
1		13:03:07.739	13:01:14.112	58.314	55.313	88.9	13:03:07.739
2		2:26.261	42.330	52.216	51.715	161.4	13:05:34.000
3		2:20.486	43.381	49.467	47.638	163.3	13:07:54.486
4		2:07.155	38.896	43.692	44.567	193.5	13:10:01.641
5		2:04.531	39.252	42.727	42.552	199.2	13:12:06.172
6		2:00.982	36.927	42.076	41.979	227.8	13:14:07.154
7		2:00.818	36.547	41.145	43.126	238.4	13:16:07.972
8		2:13.757	37.402	41.022	55.333	212.5	13:18:21.729
9		3:53.832	2:26.232	45.292	42.308	163.6	13:22:15.561
10		1:59.130	36.690	41.096	41.344	241.0	13:24:14.691
11		1:58.543	36.610	40.645	41.288	240.5	13:26:13.234
12		1:57.689	36.774	40.070	40.845	235.2	13:28:10.923
13		1:57.180	36.537	39.970	40.673	231.2	13:30:08.103
14		1:57.437	36.789	40.441	40.207	225.4	13:32:05.540
15		1:56.489	36.600	39.851	40.038	236.8	13:34:02.029
16		1:57.646	36.115	40.948	40.583	244.3	13:35:59.675
17		1:58.712	36.223	40.319	42.170	244.3	13:37:58.387
18		1:56.070	36.331	39.681	40.058	233.7	13:39:54.457
19		1:54.726	36.167	38.642	39.917	243.7	13:41:49.183
20		1:56.256	36.204	39.757	40.295	243.2	13:43:45.439
21		1:55.784	36.399	39.398	39.987	244.8	13:45:41.223
22		2:20.643	38.139	44.643	57.861	184.3	13:48:01.866
23		30:29.332	29:04.601	42.668	42.063	146.9	14:18:31.198
24		1:57.905	37.117	39.991	40.797	231.7	14:20:29.103
25		1:58.944	37.276	40.673	40.995	237.3	14:22:28.047
26		1:55.572	36.690	38.697	40.185	239.4	14:24:23.619
27		2:07.860	39.274	46.524	42.062	232.7	14:26:31.479
28		1:56.792	36.368	39.776	40.648	242.6	14:28:28.271
29		1:58.271	36.419	40.571	41.281	246.0	14:30:26.542
30		1:55.029	36.275	38.648	40.106	245.4	14:32:21.571
31		1:56.353	36.288	39.858	40.207	250.0	14:34:17.924
32		1:54.470	36.232	38.546	39.692	247.1	14:36:12.394
33		1:56.798	36.382	40.035	40.381	238.9	14:38:09.192
34		1:56.527	36.423	39.985	40.119	247.1	14:40:05.719
35		1:55.502	36.146	39.467	39.889	244.3	14:42:01.221
36		1:55.541	36.313	39.441	39.787	238.9	14:43:56.762
37		1:55.397	35.975	39.671	39.751	247.7	14:45:52.159
38		1:55.148	35.914	39.721	39.513	244.8	14:47:47.307
39		2:19.033	37.178	43.349	58.506	232.7	14:50:06.340
40		46:28.851	44:59.974	45.720	43.157	144.1	15:36:35.191
41		2:00.063	37.686	40.901	41.476	215.1	15:38:35.254
42		2:29.753	37.605	48.171	1:03.977	244.8	15:41:05.007

89 Bashar Mardini — Porsche 911 GT3 Cup — Pro-Am — Tsunami RT

Lap	D	Time	Sector 1	Sector 2	Sector 3	T. Spd	Elapsed
1		13:02:48.991	13:01:17.338	46.635	45.018	122.3	13:02:48.991
2		2:01.522	38.506	42.012	41.004	203.7	13:04:50.513
3		1:56.835	36.531	40.476	39.828	210.5	13:06:47.348
4		1:54.816	35.943	39.236	39.637	250.5	13:08:42.164
5		2:02.437	35.572	38.670	48.195	255.3	13:10:44.601
6		4:41.605	3:21.681	40.287	39.637	202.6	13:15:26.206
7		1:53.450	35.488	38.693	39.269	262.1	13:17:19.656
8		1:57.603	35.576	41.157	40.870	261.5	13:19:17.259
9		1:54.525	35.628	39.364	39.533	257.1	13:21:11.784
10		1:52.876	35.180	38.614	39.082	255.3	13:23:04.660
11		2:02.080	35.180	38.543	48.357	258.9	13:25:06.740
12		4:55.450	3:32.043	39.762	43.645	116.8	13:30:02.190
13		1:53.001	35.397	38.634	38.970	260.2	13:31:55.191
14		1:53.857	35.302	38.784	39.771	264.7	13:33:49.048
15		1:53.063	35.322	38.725	39.016	261.5	13:35:42.111
16		1:52.674	35.236	38.547	38.891	264.7	13:37:34.785
17		2:02.371	35.235	38.734	48.402	257.7	13:39:37.156
18		6:46.122	5:12.471	45.577	48.074	120.6	13:46:23.278
19		1:57.197	36.729	39.833	40.635	216.8	13:48:20.475
20		2:06.572	37.468	39.728	49.376	230.2	13:50:27.047
21		23:47.538	22:26.224	40.726	40.588	161.6	14:14:14.585
22		1:58.254	39.571	39.176	39.507	254.1	14:16:12.839
23		1:52.913	35.446	38.423	39.044	260.8	14:18:05.752
24		1:53.378	35.494	38.822	39.062	260.8	14:19:59.130
25		1:53.094	35.389	38.715	38.990	263.4	14:21:52.224
26		1:54.288	35.765	39.503	39.020	234.2	14:23:46.512
27		1:52.711	35.430	38.100	39.181	263.4	14:25:39.223
28		2:13.006	45.674	39.460	47.872	262.7	14:27:52.229
29		6:01.866	4:21.434	52.418	48.014	133.1	14:33:54.095
30		1:57.221	37.870	39.399	39.952	229.7	14:35:51.316
31		1:52.325	35.384	38.310	38.631	262.1	14:37:43.641
32		1:52.144	35.336	38.062	38.746	261.5	14:39:35.785
33		1:51.936	35.291	38.019	38.626	263.4	14:41:27.721
34		1:53.632	35.229	38.058	40.345	267.9	14:43:21.353
35		1:52.164	35.406	38.039	38.719	266.0	14:45:13.517
36		2:04.439	36.081	39.938	48.420	240.5	14:47:17.956
37		5:33.104	4:14.776	39.084	39.244	196.7	14:52:51.060
38		1:51.675	35.083	37.949	38.643	264.0	14:54:42.735
39		1:51.675	35.090	37.931	38.654	267.3	14:56:34.410
40		1:51.991	35.170	38.301	38.520	267.9	14:58:26.401
41		1:52.040	35.265	37.920	38.855	266.0	15:00:18.441
42		1:51.794	35.080	37.874	38.840	266.6	15:02:10.235
43		2:04.720	36.260	38.340	50.120	220.4	15:04:14.955
44		32:52.896	31:31.080	40.791	41.025	168.7	15:37:07.851
45		1:54.280	36.120	38.884	39.276	246.5	15:39:02.131
46		2:36.818	39.297	49.942	1:07.579	263.4	15:41:38.949
47		20:36.898	19:05.172	45.577	46.149	131.3	16:02:15.847
48		2:21.567	44.492	45.800	51.275	157.4	16:04:37.414
49		2:27.634	43.418	45.025	59.191	161.9	16:07:05.048

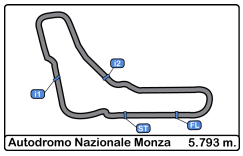

Autodromo Nazionale Monza
Porsche Carrera Cup France
Private test
Lap Analysis

PORSCHE CARRERA CUP FRANCE

99 Benjamin Paque — Porsche 911 GT3 Cup
Pro — Forestier Racing CLRT

Lap	D	Time	Sector 1	Sector 2	Sector 3	T. Spd	Elapsed
1		13:02:37.982	13:01:12.939	43.334	41.709	112.0	13:02:37.982
2		2:06.422	38.084	39.552	48.786	207.6	13:04:44.404
3		1:53.347	35.665	38.741	38.941	248.8	13:06:37.751
4		1:52.109	35.252	38.312	38.545	260.8	13:08:29.860
5		1:54.076	35.449	38.607	40.020	262.7	13:10:23.936
6		1:51.895	35.041	37.981	38.873	264.7	13:12:15.831
7		2:05.076	35.336	38.321	51.419	264.7	13:14:20.907
8		5:55.011	4:36.260	38.464	40.287	208.4	13:20:15.918
9		1:51.535	35.208	37.956	38.371	266.0	13:22:07.453
10		2:03.618	35.272	37.965	50.381	268.6	13:24:11.071
11		3:48.332	2:29.766	38.700	39.866	166.6	13:27:59.403
12		1:51.456	35.134	37.947	38.375	263.4	13:29:50.859
13		2:04.909	35.229	37.885	51.795	266.6	13:31:55.768
14		6:55.952	5:39.081	38.448	38.423	159.0	13:38:51.720
15		1:51.026	35.130	37.692	38.204	267.9	13:40:42.746
16		2:05.438	35.014	38.103	52.321	268.6	13:42:48.184
17		7:17.217	6:00.396	38.595	38.226	203.3	13:50:05.401
18		1:55.803	35.067	38.384	42.352	269.3	13:52:01.204
19		2:12.448	41.312	39.223	51.913	272.7	13:54:13.652
20		6:57.024	5:39.526	38.619	38.879	194.9	14:01:10.676
21		1:51.570	35.345	37.875	38.350	268.6	14:03:02.246
22		1:51.235	34.977	37.850	38.408	269.3	14:04:53.481
23		1:51.349	34.906	38.022	38.421	272.0	14:06:44.830
24		1:51.064	34.921	37.805	38.338	270.6	14:08:35.894
25		1:50.834	34.776	37.835	38.223	271.3	14:10:26.728
26		5:05.692	34.876	37.639	3:53.177	273.4	14:15:32.420
27		27:01.736	25:40.593	40.612	40.531	170.3	14:42:34.156
28		1:54.027	36.041	38.734	39.252	228.3	14:44:28.183
29		1:50.906	34.876	37.859	38.171	269.3	14:46:19.089
30		1:50.261	34.756	37.543	37.962	272.0	14:48:09.350
31		1:50.134	34.781	37.478	37.875	272.0	14:49:59.484
32		1:50.959	35.083	37.914	37.962	273.4	14:51:50.443
33		2:04.034	34.749	37.486	51.799	272.7	14:53:54.477
34		36:48.269	35:30.181	39.035	39.053	139.5	15:30:42.746
35		1:51.297	35.164	37.889	38.244	264.7	15:32:34.043
36		1:53.012	34.800	37.706	40.506	270.6	15:34:27.055
37		1:51.428	35.049	37.940	38.439	272.0	15:36:18.483
38		5:21.906	34.956	37.744	4:09.206	272.0	15:41:40.389
39		20:12.764	18:45.153	43.471	44.140	165.6	16:01:53.153
40		2:14.469	39.384	43.186	51.899	202.2	16:04:07.622
41		4:57.573	3:28.721	43.772	45.080	135.6	16:09:05.195
42		2:13.715	41.611	45.961	46.143	182.4	16:11:18.910
43		2:26.256	44.181	44.370	57.705	177.3	16:13:45.166
44		14:19.458	12:52.049	43.403	44.006	139.3	16:28:04.624
45		2:07.147	39.683	43.127	44.337	183.3	16:30:11.771
46		2:06.645	38.432	44.169	44.044	194.9	16:32:18.416
47		2:05.320	38.243	42.747	44.330	204.5	16:34:23.736
48		2:24.934	38.096	44.102	1:02.736	213.4	16:36:48.670
49		2:16.563	38.177	44.703	53.683	200.0	16:39:05.233
50		7:20.883	5:53.102	43.307	44.474	144.1	16:46:26.116
51		2:08.788	41.406	43.123	44.259	213.0	16:48:34.904
52		2:04.988	38.392	42.685	43.911	198.1	16:50:39.892
53		5:31.140	38.383	42.867	4:09.890	193.8	16:56:11.032
54		4:17.579	2:46.312	43.172	48.095	161.1	17:00:28.611
55		2:19.530	38.575	43.470	57.485	191.4	17:02:48.141

911 Christophe Lapierre — Porsche 911 GT3 Cup
Pro-Am — Martinet by Alméras

Lap	D	Time	Sector 1	Sector 2	Sector 3	T. Spd	Elapsed
1		13:02:46.395	13:00:56.447	52.965	56.983	131.8	13:02:46.395
2		2:13.264	46.420	43.448	43.396	152.3	13:04:59.659
3		1:58.184	36.439	40.605	41.140	230.2	13:06:57.843
4		2:12.042	38.597	41.505	51.940	168.4	13:09:09.885
5		10:46.748	9:16.812	44.928	45.008	174.1	13:19:56.633
6		1:58.239	36.687	40.923	40.629	205.7	13:21:54.872
7		1:55.258	35.880	39.365	40.013	246.0	13:23:50.130
8		1:54.942	35.529	39.468	39.945	254.7	13:25:45.072
9		1:55.085	35.574	39.528	39.983	257.1	13:27:40.157
10		1:54.592	35.690	39.148	39.754	253.5	13:29:34.749
11		1:54.877	35.389	39.541	39.947	259.6	13:31:29.626
12		1:54.379	35.546	39.161	39.672	255.9	13:33:24.005
13		1:54.313	35.511	39.089	39.713	255.3	13:35:18.318
14		2:15.231	37.964	41.970	55.297	259.6	13:37:33.549
15		16:33.088	15:12.291	40.493	40.304	177.9	13:54:06.637
16		1:54.622	35.575	39.169	39.878	254.1	13:56:01.259
17		1:53.971	35.524	38.983	39.464	256.5	13:57:55.230
18		1:54.465	35.485	39.238	39.742	260.2	13:59:49.695
19		1:56.822	36.749	39.291	40.782	224.5	14:01:46.517
20		2:05.973	35.690	39.705	50.578	258.3	14:03:52.490
21		36:57.820	35:30.559	42.936	44.325	156.5	14:40:50.310
22		1:56.191	36.231	39.646	40.314	239.4	14:42:46.501
23		1:54.433	35.542	39.332	39.559	257.1	14:44:40.934
24		1:54.129	35.700	38.824	39.605	259.6	14:46:35.063
25		1:53.737	35.415	38.880	39.442	263.4	14:48:28.800
26		1:53.826	35.427	39.033	39.366	262.1	14:50:22.626
27		1:53.554	35.324	38.807	39.423	260.8	14:52:16.180
28		1:53.510	35.383	38.805	39.322	264.7	14:54:09.690
29		1:53.671	35.512	38.798	39.361	266.6	14:56:03.361
30		2:03.630	35.656	38.951	49.023	266.0	14:58:06.991
31		6:06.444	4:42.772	41.511	42.161	162.8	15:04:13.435
32		1:53.882	35.922	38.750	39.210	242.6	15:06:07.317
33		1:53.195	35.483	38.605	39.107	266.0	15:08:00.512
34		1:52.584	35.217	38.330	39.037	266.6	15:09:53.096
35		1:52.944	35.309	38.589	39.046	265.3	15:11:46.040
36		1:52.484	35.376	37.742	39.366	264.0	15:13:38.524
37		2:13.287	35.358	42.209	55.720	264.7	15:15:51.811
38		4:20.267	2:57.853	39.184	43.230	198.8	15:20:12.078
39		2:59.178	55.523	54.388	1:09.267	120.1	15:23:11.256
40		5:25.684	4:05.542	40.114	40.028	137.4	15:28:36.940
41		1:54.100	35.560	38.915	39.625	259.6	15:30:31.040
42		1:53.591	35.350	38.640	39.601	264.7	15:32:24.631
43		1:52.236	35.239	37.679	39.318	262.7	15:34:16.867
44		2:03.519	35.546	39.026	48.947	255.9	15:36:20.386
45		4:35.589	2:44.967	54.131	56.491	191.1	15:40:55.975
46		43:05.030	41:20.407	51.244	53.379	115.7	16:24:01.005
47		2:38.029	48.152	49.746	1:00.131	155.8	16:26:39.034
48		14:38.717	13:00.265	47.560	50.892	134.4	16:41:17.751
49		2:25.723	49.311	46.123	50.289	156.2	16:43:43.474
50		2:18.937	43.817	45.875	49.245	172.8	16:46:02.411
51		2:14.328	41.463	45.180	47.685	191.8	16:48:16.739
52		2:13.870	41.626	45.027	47.217	180.9	16:50:30.609
53		2:13.089	41.123	45.006	46.960	191.1	16:52:43.698
54		2:11.861	40.678	45.003	46.180	201.8	16:54:55.559
55		2:11.359	40.235	44.947	46.177	190.8	16:57:06.918

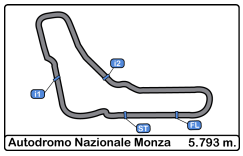

Autodromo Nazionale Monza
Porsche Carrera Cup France
Private test
Lap Analysis

PORSCHE CARRERA CUP FRANCE

911 — Christophe Lapierre — Porsche 911 GT3 Cup

Pro-Am — Martinet by Alméras

Lap	D	Time	Sector 1	Sector 2	Sector 3	T. Spd	Elapsed
56		2:09.965	39.199	44.882	45.884	210.9	16:59:16.883
57		2:09.854	39.809	44.325	45.720	205.3	17:01:26.737
58		2:24.890	P 44.259	45.391	55.240	167.4	17:03:51.627

921 — Fernando Monje — Porsche 911 GT3 Cup

Pro — Martinet by Alméras

Lap	D	Time	Sector 1	Sector 2	Sector 3	T. Spd	Elapsed
1		13:02:27.363	13:00:56.242	46.042	45.079	125.4	13:02:27.363
2		2:00.704	39.000	40.878	40.826	193.2	13:04:28.067
3		1:57.706	36.275	40.701	40.730	228.3	13:06:25.773
4		1:56.623	36.395	40.553	39.675	227.8	13:08:22.396
5		1:53.649	35.729	38.890	39.030	242.6	13:10:16.045
6		2:05.304	35.730	43.575	45.999	246.5	13:12:21.349
7		1:53.531	35.752	38.933	38.846	246.0	13:14:14.880
8		1:53.256	35.590	38.835	38.831	249.4	13:16:08.136
9		1:53.098	35.531	38.757	38.810	248.2	13:18:01.234
10		2:02.335	P 35.297	39.051	47.987	257.7	13:20:03.569
11		6:58.673	5:36.974	41.935	39.764	164.3	13:27:02.242
12		2:11.474	P 35.692	38.536	57.246	242.6	13:29:13.716
13		9:26.843	7:57.330	45.585	43.928	131.8	13:38:40.559
14		1:59.055	37.829	40.907	40.319	182.4	13:40:39.614
15		1:53.560	35.868	38.725	38.967	230.2	13:42:33.174
16		1:52.799	35.495	38.413	38.891	248.2	13:44:25.973
17		1:52.341	35.368	38.284	38.689	263.4	13:46:18.314
18		1:55.765	35.227	39.438	41.100	256.5	13:48:14.079
19		1:52.752	35.439	38.574	38.739	252.9	13:50:06.831
20		1:55.473	35.202	38.310	41.961	260.8	13:52:02.304
21		2:04.392	P 35.229	38.730	50.433	264.0	13:54:06.696
22		44:45.619	43:18.823	41.861	44.935	187.1	14:38:52.315
23		1:56.301	36.235	40.471	39.595	228.3	14:40:48.616
24		1:53.652	35.647	38.909	39.096	258.3	14:42:42.268
25		2:05.885	36.604	44.702	44.579	264.7	14:44:48.153
26		1:53.002	35.610	38.592	38.800	257.7	14:46:41.155
27		1:53.065	35.441	38.580	39.044	260.2	14:48:34.220
28		1:52.846	35.797	38.379	38.670	264.0	14:50:27.066
29		1:52.293	35.346	38.262	38.685	262.1	14:52:19.359
30		2:01.975	P 35.663	39.089	47.223	267.3	14:54:21.334
31		6:16.230	4:56.017	40.861	39.352	183.0	15:00:37.564
32		1:55.345	35.555	40.689	39.101	250.0	15:02:32.909
33		1:52.632	35.444	38.490	38.698	252.9	15:04:25.541
34		2:07.994	P 35.267	42.896	49.831	260.8	15:06:33.535
35		9:49.941	8:18.484	46.141	45.316	127.2	15:16:23.476
36		2:03.806	40.394	43.028	40.384	201.8	15:18:27.282
37		2:29.240	P 35.701	41.377	1:12.162	241.6	15:20:56.522
38		18:34.760	17:13.352	41.551	39.857	174.7	15:39:31.282
39		2:40.999	P 47.935	51.531	1:01.533	201.4	15:42:12.281
40		16:05.283	14:30.975	47.015	47.293	146.1	15:58:17.564
41		2:10.030	40.227	43.925	45.878	176.7	16:00:27.594
42		2:11.385	39.621	45.496	46.268	185.8	16:02:38.979
43		2:12.788	41.190	46.047	45.551	196.0	16:04:51.767
44		2:19.578	46.374	46.548	46.656	193.8	16:07:11.345
45		2:17.439	42.928	46.684	47.827	164.8	16:09:28.784
46		2:44.948	P 53.714	49.754	1:01.480	182.4	16:12:13.732
47		7:34.634	P 5:43.666	48.933	1:02.035	125.5	16:19:48.366

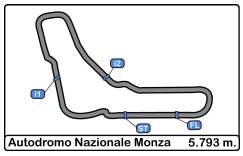

Autodromo Nazionale Monza
Porsche Carrera Cup France
Private test
Best Sectors Results

	Sector - 1			Sector - 2			Sector - 3			Ideal Lap vs Best Lap					
Clas	Nº	Driver	Time	Nº	Driver	Time	Nº	Driver	Time	Clas	Nº	Driver	Ideal Lap	Best Lap	Clas
1	29	Louis Rousset	34.518	1	Marvin Klein	36.844	1	Marvin Klein	37.719	1	1	Marvin Klein	1:49.342	1:49.916	1
2	99	Benjamin Paque	34.749	22	Alessandro Ghiretti	37.389	22	Alessandro Ghiretti	37.774	2	22	Alessandro Ghiretti	1:49.918	1:49.966	2
3	22	Alessandro Ghiretti	34.755	99	Benjamin Paque	37.478	99	Benjamin Paque	37.875	3	99	Benjamin Paque	1:50.102	1:50.134	3
4	1	Marvin Klein	34.779	5	Mathys Jaubert	37.564	5	Mathys Jaubert	38.045	4	29	Louis Rousset	1:50.314	1:50.991	7
5	24	Alexandre Leroy	34.882	76	Louis Perrot	37.627	29	Louis Rousset	38.058	5	5	Mathys Jaubert	1:50.572	1:50.816	4
6	76	Louis Perrot	34.904	911	Christophe Lapierre	37.679	7	Jérôme Boullery	38.065	6	76	Louis Perrot	1:50.633	1:50.977	6
7	12	Ludovic Loeul	34.918	29	Louis Rousset	37.738	76	Louis Perrot	38.102	7	12	Ludovic Loeul	1:50.779	1:50.870	5
8	5	Mathys Jaubert	34.963	12	Ludovic Loeul	37.746	12	Ludovic Loeul	38.115	8	27	Marlon Hernandez	1:50.915	1:51.094	9
9	27	Marlon Hernandez	34.967	77	Jérémy Sarhy	37.754	77	Jérémy Sarhy	38.133	9	77	Jérémy Sarhy	1:50.917	1:50.993	8
10	77	Jérémy Sarhy	35.030	27	Marlon Hernandez	37.760	27	Marlon Hernandez	38.188	10	7	Jérôme Boullery	1:50.995	1:51.164	10
11	7	Jérôme Boullery	35.061	7	Jérôme Boullery	37.869	2	Marc Guillot	38.448	11	89	Bashar Mardini	1:51.474	1:51.675	11
12	89	Bashar Mardini	35.080	89	Bashar Mardini	37.874	53	Arthur Mathieu	38.465	12	2	Marc Guillot	1:51.605	1:51.895	12
13	59	Maxence Maurice	35.154	2	Marc Guillot	37.954	89	Bashar Mardini	38.520	13	53	Arthur Mathieu	1:51.768	1:52.371	17
14	38	Sébastien Dussolliet	35.174	53	Arthur Mathieu	38.073	74	Victor Blugeon	38.570	14	74	Victor Blugeon	1:51.863	1:52.035	13
15	92	Fernando Monje	35.202	74	Victor Blugeon	38.090	38	Sébastien Dussolliet	38.655	15	911	Christophe Lapierre	1:51.933	1:52.236	15
16	2	Marc Guillot	35.203	921	Fernando Monje	38.262	921	Fernando Monje	38.670	16	38	Sébastien Dussolliet	1:52.106	1:52.233	14
17	74	Victor Blugeon	35.203	38	Sébastien Dussolliet	38.277	59	Maxence Maurice	38.695	17	921	Fernando Monje	1:52.134	1:52.293	16
18	91	Christophe Lapierre	35.217	49	Karim Ajlani	38.283	56	Frédéric Ancel	38.787	18	59	Maxence Maurice	1:52.158	1:52.574	18
19	73	Sébastien Poisson	35.229	56	Frédéric Ancel	38.302	73	Sébastien Poisson	38.803	19	56	Frédéric Ancel	1:52.376	1:52.822	19
20	53	Arthur Mathieu	35.230	59	Maxence Maurice	38.309	24	Alexandre Leroy	39.015	20	24	Alexandre Leroy	1:52.483	1:53.045	22
21	56	Frédéric Ancel	35.287	66	Gilles Colombani	38.516	911	Christophe Lapierre	39.037	21	73	Sébastien Poisson	1:52.557	1:52.846	20
22	49	Karim Ajlani	35.490	73	Sébastien Poisson	38.525	49	Karim Ajlani	39.054	22	49	Karim Ajlani	1:52.827	1:52.896	21
23	66	Gilles Colombani	35.523	78	Dominique Bastien	38.546	66	Gilles Colombani	39.168	23	66	Gilles Colombani	1:53.207	1:53.605	23
24	78	Dominique Bastien	35.914	24	Alexandre Leroy	38.586	78	Dominique Bastien	39.513	24	78	Dominique Bastien	1:53.973	1:54.470	24

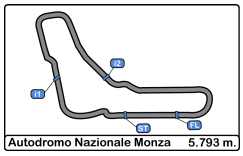

Autodromo Nazionale Monza
Porsche Carrera Cup France
Private test
Best 5 Lap Times

PORSCHE CARRERA CUP FRANCE

Cls	Nº	Driver	Nat	Cat	Cls	Team	Nat	Vehicle	Best 1 Time	Best 1 Lap	Best 2 Time	Best 2 Lap	Best 3 Time	Best 3 Lap	Best 4 Time	Best 4 Lap	Best 5 Time	Best 5 Lap
1	1	Marvin Klein	FRA	Pro	1	TFT Racing	FRA	Porsche 911 GT3 Cup	**1:49.916**	47	1:50.003	46	1:50.014	48	1:50.062	25	1:50.167	45
2	22	Alessandro Ghiretti	FRA	Pro	2	Martinet by Alméras	FRA	Porsche 911 GT3 Cup	**1:49.966**	40	1:50.160	39	1:50.581	32	1:50.632	31	1:50.720	27
3	99	Benjamin Paque	BEL	Pro	3	Forestier Racing CLRT	FRA	Porsche 911 GT3 Cup	**1:50.134**	31	1:50.261	30	1:50.834	25	1:50.906	29	1:50.959	32
4	5	Mathys Jaubert	FRA	Pro	4	TFT Racing	FRA	Porsche 911 GT3 Cup	**1:50.816**	33	1:50.849	47	1:50.928	29	1:50.943	45	1:50.972	39
5	12	Ludovic Loeul	FRA	Am	1	Porsche Lorient Racing	FRA	Porsche 911 GT3 Cup	**1:50.870**	10	1:50.903	9	1:51.366	7	1:51.767	6	1:52.949	41
6	76	Louis Perrot	FRA	Pro	5	IMSA LS Group Performance	FRA	Porsche 911 GT3 Cup	**1:50.977**	44	1:51.035	46	1:51.059	24	1:51.318	23	1:51.434	20
7	29	Louis Rousset	FRA	Pro	6	Forestier Racing CLRT	FRA	Porsche 911 GT3 Cup	**1:50.991**	30	1:51.029	37	1:51.073	35	1:51.107	36	1:51.216	29
8	77	Jérémy Sarhy	FRA	Pro	7	Racing Technology	FRA	Porsche 911 GT3 Cup	**1:50.993**	28	1:51.184	27	1:51.282	33	1:51.492	37	1:51.715	26
9	27	Marlon Hernandez	FRA	Pro	8	ABM	FRA	Porsche 911 GT3 Cup	**1:51.094**	42	1:51.238	41	1:51.297	43	1:51.933	33	1:52.120	22
10	7	Jérôme Boullery	FRA	Pro-Am	1	Racing Technology	FRA	Porsche 911 GT3 Cup	**1:51.164**	32	1:51.456	36	1:51.582	31	1:51.706	29	1:51.720	37
11	89	Bashar Mardini	CAN	Pro-Am	2	Tsunami RT	ITA	Porsche 911 GT3 Cup	**1:51.675**	38	1:51.675	39	1:51.794	42	1:51.936	33	1:51.991	40
12	2	Marc Guillot	FRA	Pro-Am	3	HERRERO Racing	FRA	Porsche 911 GT3 Cup	**1:51.895**	19	1:51.895	40	1:51.973	20	1:52.072	36	1:52.076	18
13	74	Victor Blugeon	FRA	Pro	9	ABM	FRA	Porsche 911 GT3 Cup	**1:52.035**	35	1:52.125	32	1:52.281	33	1:52.331	17	1:52.385	23
14	38	Sébastien Dussolliet	FRA	Pro-Am	4	ABM	FRA	Porsche 911 GT3 Cup	**1:52.233**	32	1:52.635	31	1:52.812	9	1:52.858	35	1:52.925	20
15	911	Christophe Lapierre	FRA	Pro-Am	5	Martinet by Alméras	FRA	Porsche 911 GT3 Cup	**1:52.236**	43	1:52.484	36	1:52.584	34	1:52.944	35	1:53.195	33
16	921	Fernando Monje	ESP	Pro	10	Martinet by Alméras	FRA	Porsche 911 GT3 Cup	**1:52.293**	29	1:52.341	17	1:52.632	33	1:52.752	19	1:52.799	16
17	53	Arthur Mathieu	FRA	Pro	11	Martinet by Alméras	FRA	Porsche 911 GT3 Cup	**1:52.371**	26	1:52.405	32	1:52.456	33	1:52.687	27	1:52.759	18
18	59	Maxence Maurice	FRA	Pro-Am	6	IMSA LS Group Performance	FRA	Porsche 911 GT3 Cup	**1:52.574**	40	1:52.695	38	1:52.740	50	1:52.741	39	1:52.781	35
19	56	Frédéric Ancel	FRA	Pro-Am	7	Porsche Lorient Racing	FRA	Porsche 911 GT3 Cup	**1:52.822**	6	1:54.089	16	1:54.243	23	1:54.323	15	1:54.413	21
20	73	Sébastien Poisson	FRA	Am	2	ABM	FRA	Porsche 911 GT3 Cup	**1:52.846**	31	1:52.975	37	1:53.061	32	1:53.120	29	1:53.131	38
21	49	Karim Ajlani	CHE	Am	3	ABM	FRA	Porsche 911 GT3 Cup	**1:52.896**	33	1:53.619	32	1:53.829	41	1:54.045	23	1:54.140	18
22	24	Alexandre Leroy	BEL	Am	4	TFT Racing	FRA	Porsche 911 GT3 Cup	**1:53.045**	36	1:53.227	37	1:53.463	38	1:53.745	35	1:53.874	22
23	66	Gilles Colombani	FRA	Am	5	Team Clairet Sport	FRA	Porsche 911 GT3 Cup	**1:53.605**	41	1:53.953	33	1:53.980	42	1:54.091	39	1:54.105	40
24	78	Dominique Bastien	USA	Am	6	Speedlover	BEL	Porsche 911 GT3 Cup	**1:54.470**	32	1:54.726	19	1:55.029	30	1:55.148	38	1:55.397	37

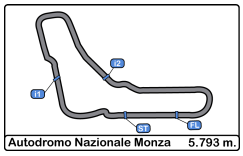

Autodromo Nazionale Monza
Porsche Carrera Cup France
Private test
Best 5 Top Speeds

PORSCHE CARRERA CUP FRANCE

Clas	Nº	Driver	Nat	Cat	Cls	Team	Nat	Vehicle	Top 1 Km/h	Top 1 Lap	Top 2 Km/h	Top 2 Lap	Top 3 Km/h	Top 3 Lap	Top 4 Km/h	Top 4 Lap	Top 5 Km/h	Top 5 Lap	Avg
1	2	Marc Guillot	FRA	Pro-Am	1	HERRERO Racing	FRA	Porsche 911 GT3 Cup	273.4	41	269.3	28	268.6	19	268.6	21	268.6	22	269.7
2	99	Benjamin Paque	BEL	Pro	1	Forestier Racing CLRT	FRA	Porsche 911 GT3 Cup	273.4	26	273.4	32	272.7	19	272.7	33	272.0	23	272.8
3	5	Mathys Jaubert	FRA	Pro	2	TFT Racing	FRA	Porsche 911 GT3 Cup	272.7	46	272.7	48	271.3	24	271.3	35	271.3	47	271.9
4	53	Arthur Mathieu	FRA	Pro	3	Martinet by Alméras	FRA	Porsche 911 GT3 Cup	272.7	31	271.3	23	270.6	24	270.0	7	270.0	26	270.9
5	22	Alessandro Ghiretti	FRA	Pro	4	Martinet by Alméras	FRA	Porsche 911 GT3 Cup	272.0	26	271.3	20	271.3	30	271.3	33	271.3	40	271.4
6	27	Marlon Hernandez	FRA	Pro	5	ABM	FRA	Porsche 911 GT3 Cup	272.0	42	271.3	21	270.6	33	270.6	34	270.0	20	270.9
7	56	Frédéric Ancel	FRA	Pro-Am	2	Porsche Lorient Racing	FRA	Porsche 911 GT3 Cup	271.3	25	266.6	17	266.0	14	266.0	16	266.0	24	267.2
8	59	Maxence Maurice	FRA	Pro-Am	3	IMSA LS Group Performance	FRA	Porsche 911 GT3 Cup	271.3	36	269.3	50	268.6	26	267.9	35	267.9	42	269.0
9	76	Louis Perrot	FRA	Pro	6	IMSA LS Group Performance	FRA	Porsche 911 GT3 Cup	271.3	47	270.0	14	268.6	38	267.9	26	266.0	30	268.8
10	74	Victor Blugeon	FRA	Pro	7	ABM	FRA	Porsche 911 GT3 Cup	270.6	21	270.6	22	268.6	17	268.6	23	268.6	27	269.4
11	1	Marvin Klein	FRA	Pro	8	TFT Racing	FRA	Porsche 911 GT3 Cup	270.0	23	270.0	25	270.0	31	270.0	48	269.3	22	269.8
12	29	Louis Rousset	FRA	Pro	9	Forestier Racing CLRT	FRA	Porsche 911 GT3 Cup	270.0	38	268.6	31	267.9	35	267.3	37	266.6	7	268.1
13	7	Jérôme Boullery	FRA	Pro-Am	4	Racing Technology	FRA	Porsche 911 GT3 Cup	269.3	29	267.9	37	267.3	23	267.3	31	266.0	32	267.5
14	24	Alexandre Leroy	BEL	Am	1	TFT Racing	FRA	Porsche 911 GT3 Cup	269.3	24	269.3	30	267.3	16	267.3	31	266.6	27	267.9
15	38	Sébastien Dussolliet	FRA	Pro-Am	5	ABM	FRA	Porsche 911 GT3 Cup	268.6	16	267.9	11	267.9	21	266.6	32	266.0	9	267.4
16	66	Gilles Colombani	FRA	Am	2	Team Clairet Sport	FRA	Porsche 911 GT3 Cup	268.6	41	267.9	19	266.0	31	264.7	33	264.7	43	266.4
17	89	Bashar Mardini	CAN	Pro-Am	6	Tsunami RT	ITA	Porsche 911 GT3 Cup	267.9	34	267.9	40	267.3	39	266.6	42	266.0	35	267.1
18	12	Ludovic Loeul	FRA	Am	3	Porsche Lorient Racing	FRA	Porsche 911 GT3 Cup	267.3	9	266.6	10	264.7	7	264.7	8	263.4	11	265.3
19	73	Sébastien Poisson	FRA	Am	4	ABM	FRA	Porsche 911 GT3 Cup	267.3	25	266.0	39	263.4	24	262.7	30	262.1	38	264.3
20	921	Fernando Monje	ESP	Pro	10	Martinet by Alméras	FRA	Porsche 911 GT3 Cup	267.3	30	264.7	25	264.0	21	264.0	28	263.4	17	264.7
21	911	Christophe Lapierre	FRA	Pro-Am	7	Martinet by Alméras	FRA	Porsche 911 GT3 Cup	266.6	29	266.6	34	266.0	30	266.0	33	265.3	35	266.1
22	77	Jérémy Sarhy	FRA	Pro	11	Racing Technology	FRA	Porsche 911 GT3 Cup	266.0	29	265.3	27	261.5	28	261.5	33	261.5	34	263.1
23	49	Karim Ajlani	CHE	Am	5	ABM	FRA	Porsche 911 GT3 Cup	264.0	25	261.5	33	260.8	31	260.2	34	260.2	41	261.3
24	78	Dominique Bastien	USA	Am	6	Speedlover	BEL	Porsche 911 GT3 Cup	250.0	31	247.7	37	247.1	32	247.1	34	246.0	29	247.5

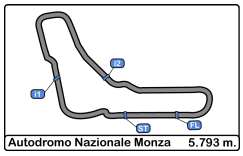

Autodromo Nazionale Monza
Porsche Carrera Cup France
Private test
Fastest Laps Sequence

Lap	Time of Day	Session Time	Nº	Driver	Nat	Cat	Team	Nat	Vehicle	Time	Km/h
2	13:04:18.310	4:18.310	**22**	Alessandro Ghiretti	FRA	Pro	Martinet by Alméras	FRA	Porsche 911 GT3	**2:01.016**	172.3
2	13:04:25.057	4:25.057	**1**	Marvin Klein	FRA	Pro	TFT Racing	FRA	Porsche 911 GT3	**1:56.254**	179.3
3	13:06:17.528	6:17.528	**1**	Marvin Klein	FRA	Pro	TFT Racing	FRA	Porsche 911 GT3	**1:52.471**	185.4
4	13:08:09.081	8:09.081	**1**	Marvin Klein	FRA	Pro	TFT Racing	FRA	Porsche 911 GT3	**1:51.553**	186.9
6	13:11:52.205	11:52.205	**1**	Marvin Klein	FRA	Pro	TFT Racing	FRA	Porsche 911 GT3	**1:51.106**	187.7
10	13:23:56.583	23:56.583	**1**	Marvin Klein	FRA	Pro	TFT Racing	FRA	Porsche 911 GT3	**1:50.784**	188.2
21	14:04:03.754	1:04:03.754	**1**	Marvin Klein	FRA	Pro	TFT Racing	FRA	Porsche 911 GT3	**1:50.320**	189.0
25	14:11:30.222	1:11:30.222	**1**	Marvin Klein	FRA	Pro	TFT Racing	FRA	Porsche 911 GT3	**1:50.062**	189.4
46	15:31:43.966	2:31:43.966	**1**	Marvin Klein	FRA	Pro	TFT Racing	FRA	Porsche 911 GT3	**1:50.003**	189.5
47	15:33:33.882	2:33:33.882	**1**	Marvin Klein	FRA	Pro	TFT Racing	FRA	Porsche 911 GT3	**1:49.916**	189.7

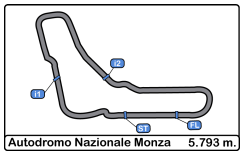

Autodromo Nazionale Monza
Porsche Carrera Cup France
Private test
Event Best Maximum Speed

Nº	Driver	Nat	Cat	Clas	Team	Nat	Vehicle	Km/h	Session
99	Benjamin Paque	BEL	Pro	1	Forestier Racing CLRT	FRA	Porsche 911 GT3	273.4	Private test
2	Marc Guillot	FRA	Pro-Am	1	HERRERO Racing	FRA	Porsche 911 GT3	273.4	Private test
53	Arthur Mathieu	FRA	Pro	2	Martinet by Alméras	FRA	Porsche 911 GT3	272.7	Private test
5	Mathys Jaubert	FRA	Pro	3	TFT Racing	FRA	Porsche 911 GT3	272.7	Private test
22	Alessandro Ghiretti	FRA	Pro	4	Martinet by Alméras	FRA	Porsche 911 GT3	272.0	Private test
27	Marlon Hernandez	FRA	Pro	5	ABM	FRA	Porsche 911 GT3	272.0	Private test
56	Frédéric Ancel	FRA	Pro-Am	2	Porsche Lorient Racing	FRA	Porsche 911 GT3	271.3	Private test
59	Maxence Maurice	FRA	Pro-Am	3	IMSA LS Group Performance	FRA	Porsche 911 GT3	271.3	Private test
76	Louis Perrot	FRA	Pro	6	IMSA LS Group Performance	FRA	Porsche 911 GT3	271.3	Private test
74	Victor Blugeon	FRA	Pro	7	ABM	FRA	Porsche 911 GT3	270.6	Private test
1	Marvin Klein	FRA	Pro	8	TFT Racing	FRA	Porsche 911 GT3	270.0	Private test
29	Louis Rousset	FRA	Pro	9	Forestier Racing CLRT	FRA	Porsche 911 GT3	270.0	Private test
24	Alexandre Leroy	BEL	Am	1	TFT Racing	FRA	Porsche 911 GT3	269.3	Private test
7	Jérôme Boullery	FRA	Pro-Am	4	Racing Technology	FRA	Porsche 911 GT3	269.3	Private test
38	Sébastien Dussolliet	FRA	Pro-Am	5	ABM	FRA	Porsche 911 GT3	268.6	Private test
66	Gilles Colombani	FRA	Am	2	Team Clairet Sport	FRA	Porsche 911 GT3	268.6	Private test
89	Bashar Mardini	CAN	Pro-Am	6	Tsunami RT	ITA	Porsche 911 GT3	267.9	Private test
12	Ludovic Loeul	FRA	Am	3	Porsche Lorient Racing	FRA	Porsche 911 GT3	267.3	Private test
73	Sébastien Poisson	FRA	Am	4	ABM	FRA	Porsche 911 GT3	267.3	Private test
921	Fernando Monje	ESP	Pro	10	Martinet by Alméras	FRA	Porsche 911 GT3	267.3	Private test
911	Christophe Lapierre	FRA	Pro-Am	7	Martinet by Alméras	FRA	Porsche 911 GT3	266.6	Private test
77	Jérémy Sarhy	FRA	Pro	11	Racing Technology	FRA	Porsche 911 GT3	266.0	Private test
49	Karim Ajlani	CHE	Am	5	ABM	FRA	Porsche 911 GT3	264.0	Private test
78	Dominique Bastien	USA	Am	6	Speedlover	BEL	Porsche 911 GT3	250.0	Private test

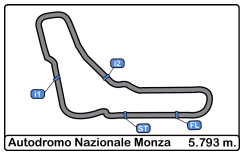

Autodromo Nazionale Monza
Porsche Carrera Cup France
Private test
Pit Stop Analysis

PORSCHE CARRERA CUP FRANCE

1 — Marvin Klein — Porsche 911 GT3 Cup
Pro — TFT Racing

Nº	In Day Time	In Time	Out Time	Pit Time	T. Pit Time	Handicap	Diff.
1	13:13:53.684	13:13:53.684	13:18:16.753	4:23.069	4:23.069		
2	13:27:46.845	13:27:46.845	13:37:55.755	10:08.910	14:31.979		
3	13:49:20.499	13:49:20.499	13:58:21.072	9:00.573	23:32.552		
4	14:13:29.302	14:13:29.302	14:24:19.627	10:50.325	34:22.877		
5	14:33:41.428	14:33:41.428	14:39:14.830	5:33.402	39:56.279		
6	14:48:43.031	14:48:43.031	14:57:11.727	8:28.696	48:24.975		
7	14:59:08.325	14:59:08.325	15:08:19.433	9:11.108	57:36.083		
8	15:20:25.301	15:20:25.301	15:26:10.911	5:45.610	1:03:21.693		
9	15:37:27.221	15:37:27.221	15:57:51.175	20:23.954	1:23:45.647		
10	16:04:37.006	16:04:37.006	16:33:56.673	29:19.667	1:53:05.314		
11	16:42:26.625	16:42:26.625	16:48:13.866	5:47.241	1:58:52.555		

2 — Marc Guillot — Porsche 911 GT3 Cup
Pro-Am — HERRERO Racing

Nº	In Day Time	In Time	Out Time	Pit Time	T. Pit Time	Handicap	Diff.
1	13:12:39.519	13:12:39.519	13:15:22.851	2:43.332	2:43.332		
2	13:32:29.491	13:32:29.491	13:42:52.313	10:22.822	13:06.154		
3	13:58:41.285	13:58:41.285	14:21:51.231	23:09.946	36:16.100		
4	14:41:01.444	14:41:01.444	14:44:44.743	3:43.299	39:59.399		
5	14:54:25.944	14:54:25.944	14:59:50.943	5:24.999	45:24.398		
6	15:11:33.305	15:11:33.305	15:16:05.167	4:31.862	49:56.260		
7	15:22:48.004	15:22:48.004	16:04:22.847	41:34.843	1:31:31.103		
8	16:13:43.864	16:13:43.864	16:33:51.764	20:07.900	1:51:39.003		
9	16:55:43.308	16:55:43.308	16:58:04.318	2:21.010	1:54:00.013		

5 — Mathys Jaubert — Porsche 911 GT3 Cup
Pro — TFT Racing

Nº	In Day Time	In Time	Out Time	Pit Time	T. Pit Time	Handicap	Diff.
1	13:14:17.514	13:14:17.514	13:18:19.235	4:01.721	4:01.721		
2	13:27:56.781	13:27:56.781	13:37:50.977	9:54.196	13:55.917		
3	13:49:13.245	13:49:13.245	13:59:14.099	10:00.854	23:56.771		
4	14:12:35.583	14:12:35.583	14:22:55.401	10:19.818	34:16.589		
5	14:32:26.450	14:32:26.450	14:38:28.985	6:02.535	40:19.124		
6	14:48:03.538	14:48:03.538	14:58:17.404	10:13.866	50:32.990		
7	15:07:51.018	15:07:51.018	15:15:20.199	7:29.181	58:02.171		
8	15:22:44.631	15:22:44.631	15:26:09.640	3:25.009	1:01:27.180		
9	15:35:38.892	15:35:38.892	16:00:08.208	24:29.316	1:25:56.496		
10	16:06:54.472	16:06:54.472	16:33:59.243	27:04.771	1:53:01.267		
11	16:47:08.327	16:47:08.327	16:51:56.422	4:48.095	1:57:49.362		

7 — Jérôme Boullery — Porsche 911 GT3 Cup
Pro-Am — Racing Technology

Nº	In Day Time	In Time	Out Time	Pit Time	T. Pit Time	Handicap	Diff.
1	13:20:20.273	13:20:20.273	13:24:41.952	4:21.679	4:21.679		
2	13:41:41.540	13:41:41.540	14:27:30.340	45:48.800	50:10.479		
3	14:43:00.528	14:43:00.528	14:46:56.458	3:55.930	54:06.409		
4	15:02:21.966	15:02:21.966	15:10:54.670	8:32.704	1:02:39.113		
5	15:20:22.335	15:20:22.335	16:05:11.507	44:49.172	1:47:28.285		
6	16:10:15.645	16:10:15.645	16:12:32.159	2:16.514	1:49:44.799		

12 — Ludovic Loeul — Porsche 911 GT3 Cup
Am — Porsche Lorient Racing

Nº	In Day Time	In Time	Out Time	Pit Time	T. Pit Time	Handicap	Diff.
1	13:20:22.326	13:20:22.326	13:41:55.352	21:33.026	21:33.026		
2	13:57:17.178	13:57:17.178	14:07:59.520	10:42.342	32:15.368		
3	14:12:29.126	14:12:29.126	14:17:39.537	5:10.411	37:25.779		
4	14:35:58.859	14:35:58.859	14:53:07.295	17:08.436	54:34.215		
5	14:57:30.106	14:57:30.106	14:59:28.170	1:58.064	56:32.279		
6	15:20:51.855	15:20:51.855	15:26:42.427	5:50.572	1:02:22.851		
7	15:41:02.835	15:41:02.835	15:52:01.295	10:58.460	1:13:21.311		
8	16:07:49.208	16:07:49.208	16:15:12.877	7:23.669	1:20:44.980		
9	16:18:06.726	16:18:06.726	16:31:22.955	13:16.229	1:34:01.209		

22 — Alessandro Ghiretti — Porsche 911 GT3 Cup
Pro — Martinet by Alméras

Nº	In Day Time	In Time	Out Time	Pit Time	T. Pit Time	Handicap	Diff.
1	13:12:22.688	13:12:22.688	13:19:13.181	6:50.493	6:50.493		
2	13:34:29.191	13:34:29.191	13:38:11.909	3:42.718	10:33.211		
3	13:43:52.307	13:43:52.307	13:47:21.706	3:29.399	14:02.610		
4	13:54:51.864	13:54:51.864	14:37:50.598	42:58.734	57:01.344		
5	14:51:23.526	14:51:23.526	14:55:00.868	3:37.342	1:00:38.686		
6	15:04:24.782	15:04:24.782	15:15:04.980	10:40.198	1:11:18.884		
7	15:20:54.110	15:20:54.110	15:27:12.441	6:18.331	1:17:37.215		
8	15:39:01.756	15:39:01.756	16:14:24.527	35:22.771	1:52:59.986		
9	16:19:03.750	16:19:03.750	16:37:11.147	18:07.397	2:11:07.383		
10	16:52:11.915	16:52:11.915	16:55:10.063	2:58.148	2:14:05.531		

24 — Alexandre Leroy — Porsche 911 GT3 Cup
Am — TFT Racing

Nº	In Day Time	In Time	Out Time	Pit Time	T. Pit Time	Handicap	Diff.
1	13:23:04.313	13:23:04.313	13:27:01.436	3:57.123	3:57.123		
2	13:31:13.725	13:31:13.725	13:49:05.605	17:51.880	21:49.003		
3	14:10:54.304	14:10:54.304	14:20:44.628	9:50.324	31:39.327		
4	14:34:33.080	14:34:33.080	14:39:16.389	4:43.309	36:22.636		
5	14:56:35.180	14:56:35.180	15:15:24.854	18:49.674	55:12.310		
6	15:22:46.702	15:22:46.702	15:26:34.011	3:47.309	58:59.619		
7	15:41:30.092	15:41:30.092	16:01:38.870	20:08.778	1:19:08.397		
8	16:11:15.353	16:11:15.353	16:34:02.338	22:46.985	1:41:55.382		
9	16:47:49.735	16:47:49.735	16:49:49.343	1:59.608	1:43:54.990		

27 — Marlon Hernandez — Porsche 911 GT3 Cup
Pro — ABM

Nº	In Day Time	In Time	Out Time	Pit Time	T. Pit Time	Handicap	Diff.
1	13:16:11.789	13:16:11.789	13:19:09.789	2:58.000	2:58.000		
2	13:30:49.150	13:30:49.150	13:34:48.560	3:59.410	6:57.410		
3	13:37:01.974	13:37:01.974	13:39:39.720	2:37.746	9:35.156		
4	13:45:25.527	13:45:25.527	13:49:08.915	3:43.388	13:18.544		
5	14:00:32.805	14:00:32.805	14:39:20.249	38:47.444	52:05.988		
6	14:50:41.389	14:50:41.389	14:59:04.168	8:22.779	1:00:28.767		
7	15:10:32.681	15:10:32.681	15:14:19.315	3:46.634	1:04:15.401		
8	15:20:27.882	15:20:27.882	15:28:51.255	8:23.373	1:12:38.774		
9	15:40:07.933	15:40:07.933	16:21:01.933	40:54.000	1:53:32.774		
10	16:36:35.374	16:36:35.374	16:41:05.025	4:29.651	1:58:02.425		
11	16:52:01.879	16:52:01.879	16:54:02.836	2:00.957	2:00:03.382		

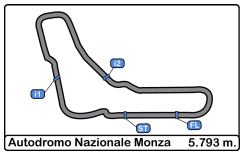

Autodromo Nazionale Monza
Porsche Carrera Cup France
Private test
Pit Stop Analysis

PORSCHE CARRERA CUP FRANCE

29 — Louis Rousset — Porsche 911 GT3 Cup
Pro — Forestier Racing CLRT

Nº	In Day Time	In Time	Out Time	Pit Time	T. Pit Time	Handicap	Diff.
1	13:19:41.089	13:19:41.089	13:26:38.313	6:57.224	6:57.224		
2	13:39:51.821	13:39:51.821	13:43:50.524	3:58.703	10:55.927		
3	13:57:19.693	13:57:19.693	14:45:02.793	47:43.100	58:39.027		
4	14:58:35.547	14:58:35.547	15:04:07.666	5:32.119	1:04:11.146		
5	15:17:17.007	15:17:17.007	16:23:47.272	1:06:30.265	2:10:41.411		
6	16:41:45.685	16:41:45.685	16:47:19.359	5:33.674	2:16:15.085		
7	16:49:55.859	16:49:55.859	16:52:48.320	2:52.461	2:19:07.546		

38 — Sébastien Dussolliet — Porsche 911 GT3 Cup
Pro-Am — ABM

Nº	In Day Time	In Time	Out Time	Pit Time	T. Pit Time	Handicap	Diff.
1	13:24:42.616	13:24:42.616	13:30:46.469	6:03.853	6:03.853		
2	13:50:26.586	13:50:26.586	14:39:47.287	49:20.701	55:24.554		
3	14:44:06.233	14:44:06.233	14:45:06.261	1:00.028	56:24.582		
4	15:04:14.216	15:04:14.216	15:06:44.451	2:30.235	58:54.817		
5	15:12:30.466	15:12:30.466	15:15:08.872	2:38.406	1:01:33.223		
6	15:21:15.684	15:21:15.684	15:52:57.469	31:41.785	1:33:15.008		

49 — Karim Ajlani — Porsche 911 GT3 Cup
Am — ABM

Nº	In Day Time	In Time	Out Time	Pit Time	T. Pit Time	Handicap	Diff.
1	13:07:32.379	13:07:32.379	13:33:39.209	26:06.830	26:06.830		
2	13:29:58.610	13:29:58.610	13:52:04.839	22:06.229	22:06.229		
3	13:47:39.003	13:47:39.003	14:38:52.827	51:13.824	51:13.824		
4	14:05:44.374	14:05:44.374	15:01:47.097	56:02.723	56:02.723		
5	14:55:32.964	14:55:32.964	15:11:34.983	16:02.019	16:02.019		
6	15:09:05.429	15:09:05.429	16:21:06.596	1:12:01.167	1:12:01.167		
7	15:21:58.373	15:21:58.373	16:48:00.092	1:26:01.719	1:26:01.719		

53 — Arthur Mathieu — Porsche 911 GT3 Cup
Pro — Martinet by Alméras

Nº	In Day Time	In Time	Out Time	Pit Time	T. Pit Time	Handicap	Diff.
1	13:19:53.715	13:19:53.715	13:32:05.712	12:11.997	12:11.997		
2	13:49:09.981	13:49:09.981	14:37:57.444	48:47.463	1:00:59.460		
3	14:55:10.341	14:55:10.341	14:58:38.529	3:28.188	1:04:27.648		
4	15:11:56.310	15:11:56.310	15:16:49.750	4:53.440	1:09:21.088		
5	15:21:01.559	15:21:01.559	15:34:44.044	13:42.485	1:23:03.573		
6	15:40:42.012	15:40:42.012	15:55:43.027	15:01.015	1:38:04.588		
7	16:11:03.875	16:11:03.875	16:16:06.561	5:02.686	1:43:07.274		

56 — Frédéric Ancel — Porsche 911 GT3 Cup
Pro-Am — Porsche Lorient Racing

Nº	In Day Time	In Time	Out Time	Pit Time	T. Pit Time	Handicap	Diff.
1	13:07:52.568	13:07:52.568	13:25:54.050	18:01.482	18:01.482		
2	13:33:50.879	13:33:50.879	14:05:23.089	31:32.210	49:33.692		
3	14:25:06.398	14:25:06.398	14:30:45.930	5:39.532	55:13.224		
4	14:52:08.930	14:52:08.930	15:17:59.417	25:50.487	1:21:03.711		
5	15:22:51.124	15:22:51.124	15:26:43.722	3:52.598	1:24:56.309		
6	15:44:20.209	15:44:20.209	15:51:29.283	7:09.074	1:32:05.383		
7	15:56:30.814	15:56:30.814	16:00:33.945	4:03.131	1:36:08.514		

59 — Maxence Maurice — Porsche 911 GT3 Cup
Pro-Am — IMSA LS Group Performance

Nº	In Day Time	In Time	Out Time	Pit Time	T. Pit Time	Handicap	Diff.
1	13:34:37.588	13:34:37.588	13:37:31.125	2:53.537	2:53.537		
2	13:54:43.153	13:54:43.153	14:04:49.305	10:06.152	12:59.689		
3	14:16:19.616	14:16:19.616	14:20:35.518	4:15.902	17:15.591		
4	14:30:07.784	14:30:07.784	14:49:32.381	19:24.597	36:40.188		
5	15:10:41.239	15:10:41.239	15:18:55.268	8:14.029	44:54.217		
6	15:21:12.250	15:21:12.250	15:26:15.772	5:03.522	49:57.739		
7	15:42:08.764	15:42:08.764	15:59:26.518	17:17.754	1:07:15.493		
8	16:08:30.459	16:08:30.459	16:13:15.843	4:45.384	1:12:00.877		
9	16:15:52.392	16:15:52.392	16:26:09.525	10:17.133	1:22:18.010		
10	16:48:15.422	16:48:15.422	16:51:38.887	3:23.465	1:25:41.475		

66 — Gilles Colombani — Porsche 911 GT3 Cup
Am — Team Clairet Sport

Nº	In Day Time	In Time	Out Time	Pit Time	T. Pit Time	Handicap	Diff.
1	13:20:40.208	13:20:40.208	13:25:38.334	4:58.126	4:58.126		
2	13:47:18.015	13:47:18.015	13:57:08.089	9:50.074	14:48.200		
3	14:07:43.169	14:07:43.169	14:20:23.519	12:40.350	27:28.550		
4	14:36:05.109	14:36:05.109	14:40:59.872	4:54.763	32:23.313		
5	14:58:24.089	14:58:24.089	15:32:43.460	34:19.371	1:06:42.684		
6	15:36:53.421	15:36:53.421	15:38:48.941	1:55.520	1:08:38.204		
7	15:41:08.824	15:41:08.824	15:50:39.618	9:30.794	1:18:08.998		

73 — Sébastien Poisson — Porsche 911 GT3 Cup
Am — ABM

Nº	In Day Time	In Time	Out Time	Pit Time	T. Pit Time	Handicap	Diff.
1	13:25:33.080	13:25:33.080	13:31:15.631	5:42.551	5:42.551		
2	13:48:30.797	13:48:30.797	14:38:16.517	49:45.720	55:28.271		
3	15:03:28.545	15:03:28.545	15:09:22.852	5:54.307	1:01:22.578		
4	15:25:59.510	15:25:59.510	16:09:31.170	43:31.660	1:44:54.238		

74 — Victor Blugeon — Porsche 911 GT3 Cup
Pro — ABM

Nº	In Day Time	In Time	Out Time	Pit Time	T. Pit Time	Handicap	Diff.
1	13:08:36.127	13:08:36.127	13:11:01.248	2:25.121	2:25.121		
2	13:24:27.153	13:24:27.153	13:29:27.792	5:00.639	7:25.760		
3	13:44:36.032	13:44:36.032	13:50:02.831	5:26.799	12:52.559		
4	14:01:32.432	14:01:32.432	14:49:28.666	47:56.234	1:00:48.793		
5	15:12:26.659	15:12:26.659	15:15:34.747	3:08.088	1:03:56.881		
6	15:21:28.067	15:21:28.067	15:26:12.936	4:44.869	1:08:41.750		
7	15:30:01.610	15:30:01.610	15:30:28.509	26.899	1:09:08.649		
8	15:32:43.584	15:32:43.584	15:36:24.982	3:41.398	1:12:50.047		
9	15:40:40.527	15:40:40.527	16:14:51.802	34:11.275	1:47:01.322		
10	16:40:06.518	16:40:06.518	16:43:17.940	3:11.422	1:50:12.744		

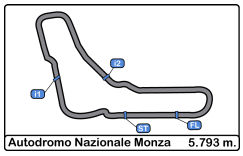

Autodromo Nazionale Monza
Porsche Carrera Cup France
Private test
Pit Stop Analysis

PORSCHE CARRERA CUP FRANCE

76 — Louis Perrot — Porsche 911 GT3 Cup
Pro — IMSA LS Group Performance

Nº	In Day Time	In Time	Out Time	Pit Time	T. Pit Time	Handicap	Diff.
1	13:11:22.720	13:11:22.720	13:25:40.311	14:17.591	14:17.591		
2	13:34:34.488	13:34:34.488	13:39:07.515	4:33.027	18:50.618		
3	13:49:46.730	13:49:46.730	13:53:42.394	3:55.664	22:46.282		
4	14:07:24.727	14:07:24.727	14:15:14.674	7:49.947	30:36.229		
5	14:26:29.119	14:26:29.119	14:30:58.417	4:29.298	35:05.527		
6	14:40:26.865	14:40:26.865	14:58:42.594	18:15.729	53:21.256		
7	15:10:07.136	15:10:07.136	15:14:48.437	4:41.301	58:02.557		
8	15:20:36.136	15:20:36.136	15:28:14.379	7:38.243	1:05:40.800		
9	15:40:11.575	15:40:11.575	15:58:54.266	18:42.691	1:24:23.491		
10	16:15:08.090	16:15:08.090	16:23:35.269	8:27.179	1:32:50.670		
11	16:38:37.404	16:38:37.404	16:52:04.376	13:26.972	1:46:17.642		

77 — Jérémy Sarhy — Porsche 911 GT3 Cup
Pro — Racing Technology

Nº	In Day Time	In Time	Out Time	Pit Time	T. Pit Time	Handicap	Diff.
1	13:20:48.114	13:20:48.114	13:23:33.322	2:45.208	2:45.208		
2	13:31:08.486	13:31:08.486	13:35:13.971	4:05.485	6:50.693		
3	13:44:41.869	13:44:41.869	14:13:02.658	28:20.789	35:11.482		
4	14:22:50.261	14:22:50.261	14:29:35.803	6:45.542	41:57.024		
5	14:41:25.653	14:41:25.653	14:45:35.448	4:09.795	46:06.819		
6	14:55:06.078	14:55:06.078	15:07:13.196	12:07.118	58:13.937		
7	15:18:36.780	15:18:36.780	15:55:23.814	36:47.034	1:35:00.971		
8	16:02:21.464	16:02:21.464	16:08:49.460	6:27.996	1:41:28.967		

78 — Dominique Bastien — Porsche 911 GT3 Cup
Am — Speedlover

Nº	In Day Time	In Time	Out Time	Pit Time	T. Pit Time	Handicap	Diff.
1	13:18:15.998	13:18:15.998	13:20:03.770	1:47.772	1:47.772		
2	13:47:55.223	13:47:55.223	14:16:24.146	28:28.923	30:16.695		
3	14:49:59.208	14:49:59.208	15:34:14.268	44:15.060	1:14:31.755		

89 — Bashar Mardini — Porsche 911 GT3 Cup
Pro-Am — Tsunami RT

Nº	In Day Time	In Time	Out Time	Pit Time	T. Pit Time	Handicap	Diff.
1	13:10:39.322	13:10:39.322	13:13:29.607	2:50.285	2:50.285		
2	13:25:01.471	13:25:01.471	13:27:59.473	2:58.002	5:48.287		
3	13:39:31.790	13:39:31.790	13:44:02.072	4:30.282	10:18.569		
4	13:50:21.751	13:50:21.751	14:12:14.348	21:52.597	32:11.166		
5	14:27:46.901	14:27:46.901	14:31:21.858	3:34.957	35:46.123		
6	14:47:12.664	14:47:12.664	14:50:56.158	3:43.494	39:29.617		
7	15:04:09.657	15:04:09.657	15:35:07.919	30:58.262	1:10:27.879		
8	15:41:32.271	15:41:32.271	15:59:59.181	18:26.910	1:28:54.789		

99 — Benjamin Paque — Porsche 911 GT3 Cup
Pro — Forestier Racing CLRT

Nº	In Day Time	In Time	Out Time	Pit Time	T. Pit Time	Handicap	Diff.
1	13:14:15.494	13:14:15.494	13:18:21.423	4:05.929	4:05.929		
2	13:24:05.734	13:24:05.734	13:26:01.152	1:55.418	6:01.347		
3	13:31:50.499	13:31:50.499	13:36:56.983	5:06.484	11:07.831		
4	13:42:42.848	13:42:42.848	13:48:11.613	5:28.765	16:36.596		
5	13:54:08.316	13:54:08.316	13:59:16.533	5:08.217	21:44.813		
6	14:12:33.336	14:12:33.336	14:40:32.190	27:58.854	49:43.667		
7	14:53:49.217	14:53:49.217	15:28:45.709	34:56.492	1:24:40.159		
8	15:38:19.056	15:38:19.056	15:59:44.179	21:25.123	1:46:05.282		
9	16:04:02.318	16:04:02.318	16:06:54.438	2:52.120	1:48:57.402		
10	16:13:39.815	16:13:39.815	16:25:53.613	12:13.798	2:01:11.200		
11	16:38:59.888	16:38:59.888	16:44:18.044	5:18.156	2:06:29.356		
12	16:52:51.617	16:52:51.617	16:58:17.155	5:25.538	2:11:54.894		

911 — Christophe Lapierre — Porsche 911 GT3 Cup
Pro-Am — Martinet by Alméras

Nº	In Day Time	In Time	Out Time	Pit Time	T. Pit Time	Handicap	Diff.
1	13:09:04.460	13:09:04.460	13:17:46.092	8:41.632	8:41.632		
2	13:37:28.063	13:37:28.063	13:52:06.149	14:38.086	23:19.718		
3	14:03:46.922	14:03:46.922	14:38:41.436	34:54.514	58:14.232		
4	14:58:01.644	14:58:01.644	15:02:06.880	4:05.236	1:02:19.468		
5	15:15:46.117	15:15:46.117	15:18:13.819	2:27.702	1:04:47.170		
6	15:23:04.732	15:23:04.732	15:26:37.550	3:32.818	1:08:19.988		
7	15:36:14.802	15:36:14.802	15:38:29.501	2:14.699	1:10:34.687		
8	15:40:48.371	15:40:48.371	16:21:25.156	40:36.785	1:51:11.472		
9	16:26:32.743	16:26:32.743	16:38:52.937	12:20.194	2:03:31.666		

921 — Fernando Monje — Porsche 911 GT3 Cup
Pro — Martinet by Alméras

Nº	In Day Time	In Time	Out Time	Pit Time	T. Pit Time	Handicap	Diff.
1	13:19:58.253	13:19:58.253	13:25:02.168	5:03.915	5:03.915		
2	13:29:08.358	13:29:08.358	13:36:26.247	7:17.889	12:21.804		
3	13:54:01.302	13:54:01.302	14:36:47.156	42:45.854	55:07.658		
4	14:54:15.818	14:54:15.818	14:58:40.630	4:24.812	59:32.470		
5	15:06:28.245	15:06:28.245	15:14:08.262	7:40.017	1:07:12.487		
6	15:20:46.016	15:20:46.016	15:37:30.910	16:44.894	1:23:57.381		
7	15:42:06.125	15:42:06.125	15:55:58.529	13:52.404	1:37:49.785		
8	16:12:07.586	16:12:07.586	16:17:09.842	5:02.256	1:42:52.041		

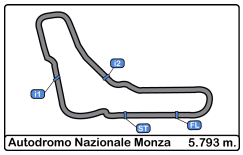

Autodromo Nazionale Monza
Porsche Carrera Cup France
Private test
Weather Report

PORSCHE CARRERA CUP FRANCE

Air Temperature

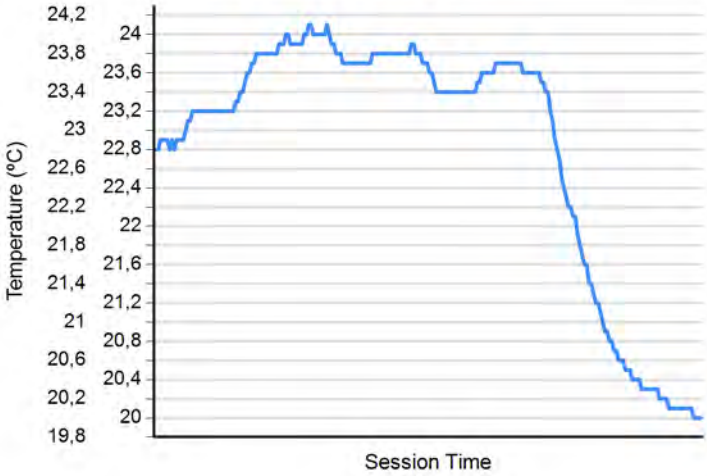

Track Temperature

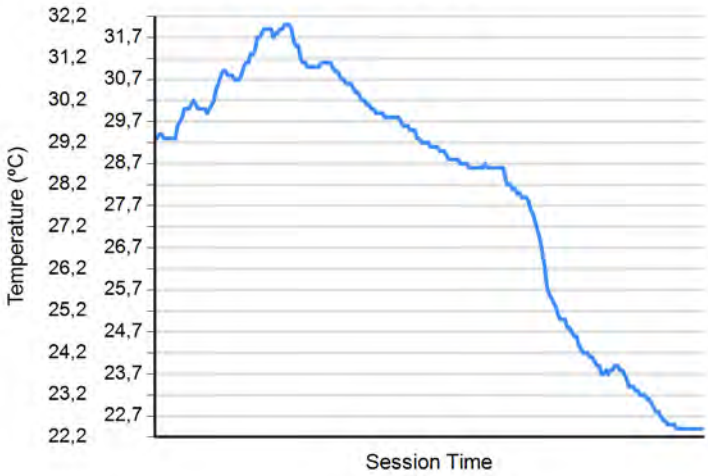

Humidity

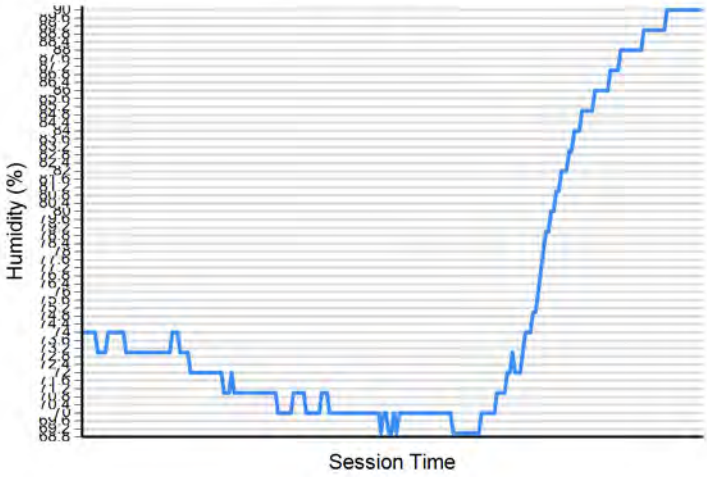

Pressure

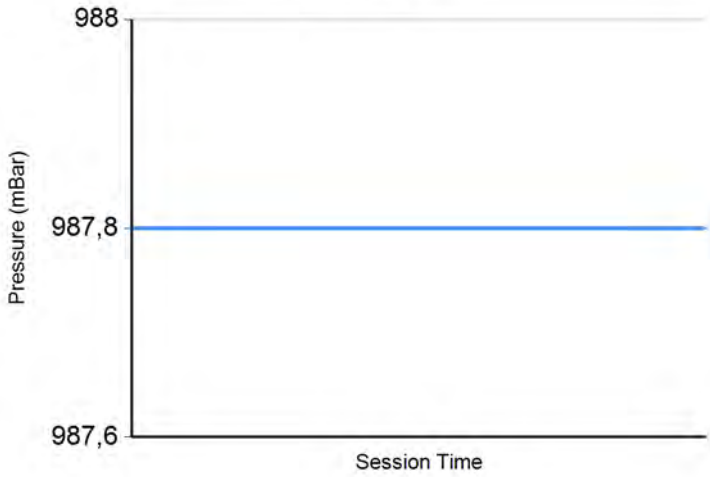

Wind Speed

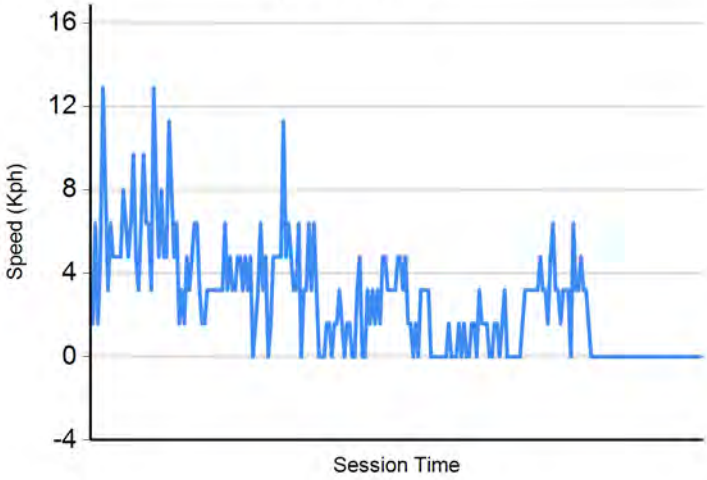

Wind direction

North = 0º/360º Est = 90º South = 180º West= 270º

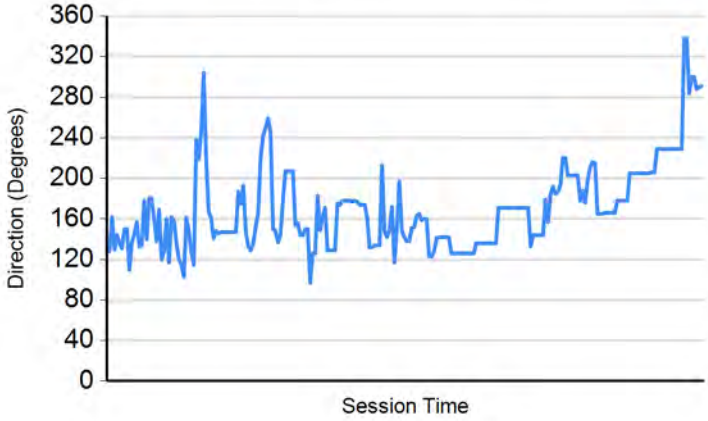

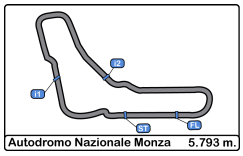

Autodromo Nazionale Monza
Porsche Carrera Cup France
Free Practice - 1
Provisional Results

Clas	Nº	Driver	Nat	Cat	Clas	Team	Nat	Vehicle	Laps	Best	Time	Gap	Interval	Km/h
1	**1**	Marvin Klein	FRA	Pro	1	TFT Racing	FRA	Porsche 911 GT3 Cup	10	**8**	**2:05.412**			166.2
2	**22**	Alessandro Ghiretti	FRA	Pro	2	Martinet by Alméras	FRA	Porsche 911 GT3 Cup	10	**6**	**2:05.458**	0.046	0.046	166.2
3	**98**	Dorian Boccolacci	FRA	Pro	3	Forestier Racing CLRT	FRA	Porsche 911 GT3 Cup	9	**5**	**2:05.525**	0.113	0.067	166.1
4	**5**	Mathys Jaubert	FRA	Pro	4	TFT Racing	FRA	Porsche 911 GT3 Cup	10	**6**	**2:05.923**	0.511	0.398	165.6
5	**99**	Benjamin Paque	BEL	Pro	5	Forestier Racing CLRT	FRA	Porsche 911 GT3 Cup	4	**3**	**2:05.937**	0.525	0.014	165.5
6	**29**	Louis Rousset	FRA	Pro	6	Forestier Racing CLRT	FRA	Porsche 911 GT3 Cup	9	**7**	**2:06.745**	1.333	0.808	164.5
7	**74**	Victor Blugeon	FRA	Pro	7	ABM	FRA	Porsche 911 GT3 Cup	10	**8**	**2:06.757**	1.345	0.012	164.5
8	**2**	Marc Guillot	FRA	Pro-Am	1	HERRERO Racing	FRA	Porsche 911 GT3 Cup	8	**7**	**2:06.823**	1.411	0.066	164.4
9	**27**	Marlon Hernandez	FRA	Pro	8	ABM	FRA	Porsche 911 GT3 Cup	10	**8**	**2:06.935**	1.523	0.112	164.2
10	**53**	Arthur Mathieu	FRA	Pro	9	Martinet by Alméras	FRA	Porsche 911 GT3 Cup	12	**9**	**2:07.179**	1.767	0.244	163.9
11	**59**	Maxence Maurice	FRA	Pro-Am	2	IMSA LS Group Performance	FRA	Porsche 911 GT3 Cup	12	**11**	**2:07.389**	1.977	0.210	163.7
12	**77**	Jérémy Sarhy	FRA	Pro	10	Racing Technology	FRA	Porsche 911 GT3 Cup	10	**6**	**2:07.524**	2.112	0.135	163.5
13	**12**	Ludovic Loeul	FRA	Am	1	Porsche Lorient Racing	FRA	Porsche 911 GT3 Cup	11	**10**	**2:07.774**	2.362	0.250	163.2
14	**7**	Jérôme Boullery	FRA	Pro-Am	3	Racing Technology	FRA	Porsche 911 GT3 Cup	11	**9**	**2:07.792**	2.380	0.018	163.1
15	**921**	Fernando Monje	ESP	Pro	11	Martinet by Alméras	FRA	Porsche 911 GT3 Cup	11	**10**	**2:07.818**	2.406	0.026	163.1
16	**56**	Frédéric Ancel	FRA	Pro-Am	4	Porsche Lorient Racing	FRA	Porsche 911 GT3 Cup	11	**10**	**2:08.044**	2.632	0.226	162.8
17	**38**	Sébastien Dussolliet	FRA	Pro-Am	5	ABM	FRA	Porsche 911 GT3 Cup	9	**8**	**2:08.169**	2.757	0.125	162.7
18	**89**	Bashar Mardini	CAN	Pro-Am	6	Tsunami RT	ITA	Porsche 911 GT3 Cup	7	**6**	**2:08.270**	2.858	0.101	162.5
19	**73**	Sébastien Poisson	FRA	Am	2	ABM	FRA	Porsche 911 GT3 Cup	9	**6**	**2:08.530**	3.118	0.260	162.2
20	**24**	Alexandre Leroy	BEL	Am	3	TFT Racing	FRA	Porsche 911 GT3 Cup	11	**10**	**2:08.533**	3.121	0.003	162.2
21	**49**	Karim Ajlani	CHE	Am	4	ABM	FRA	Porsche 911 GT3 Cup	10	**7**	**2:09.833**	4.421	1.300	160.6
22	**911**	Christophe Lapierre	FRA	Pro-Am	7	Martinet by Alméras	FRA	Porsche 911 GT3 Cup	10	**7**	**2:10.192**	4.780	0.359	160.1
23	**80**	Johannes Zelger	ITA	Am	5	Tsunami RT	ITA	Porsche 911 GT3 Cup	8	**7**	**2:11.074**	5.662	0.882	159.1
24	**91**	Alberto De Amicis	ITA	Pro-Am	8	EBI Motors	ITA	Porsche 911 GT3 Cup	9	**7**	**2:12.338**	6.926	1.264	157.5
25	**78**	Dominique Bastien	USA	Am	6	Speedlover	BEL	Porsche 911 GT3 Cup	11	**8**	**2:15.396**	9.984	3.058	154.0
26	**66**	Gilles Colombani	FRA	Am	7	Team Clairet Sport	FRA	Porsche 911 GT3 Cup	9	**6**	**2:16.266**	10.854	0.870	153.0
27	**8**	Christian Jaquillard	CHE	Am	8	Racing Technology	FRA	Porsche 911 GT3 Cup	9	**7**	**2:17.219**	11.807	0.953	151.9
28	**76**	Louis Perrot	FRA	Pro	12	IMSA LS Group Performance	FRA	Porsche 911 GT3 Cup	2	**1**	**12:33:39.778**	12:31:34.	12:31:22.	00.0

*** PENALTIES**

CARS #7 - #8 - #24 - #27 - #29 - #74 - #78 - #89 - #911 SOME LAP TIMES DELETED DUE TRACK LIMITS

Published at:.....

Track Temp: **19.3 °C** Air Temp: **19.6 °C** Humidity: **87 %** Track Status: **WET**

Race Director:

Timekeeper:

Luis García

JOB-1605-ESP/M

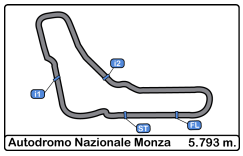

Autodromo Nazionale Monza
Porsche Carrera Cup France
Free Practice - 1
Provisional Results by Category

PORSCHE CARRERA CUP FRANCE

Pro

Clas	Nº	Driver	Nat	Cat	Clas	Team	Nat	Vehicle	Laps	Best	Time	Gap	Interval	Km/h
1	1	Marvin Klein	FRA	Pro	1	TFT Racing	FRA	Porsche 911 GT3 Cup	10	8	2:05.412			166.2
2	22	Alessandro Ghiretti	FRA	Pro	2	Martinet by Alméras	FRA	Porsche 911 GT3 Cup	10	6	2:05.458	0.046	0.046	166.2
3	98	Dorian Boccolacci	FRA	Pro	3	Forestier Racing CLRT	FRA	Porsche 911 GT3 Cup	9	5	2:05.525	0.113	0.067	166.1
4	5	Mathys Jaubert	FRA	Pro	4	TFT Racing	FRA	Porsche 911 GT3 Cup	10	6	2:05.923	0.511	0.398	165.6
5	99	Benjamin Paque	BEL	Pro	5	Forestier Racing CLRT	FRA	Porsche 911 GT3 Cup	4	3	2:05.937	0.525	0.014	165.5
6	29	Louis Rousset	FRA	Pro	6	Forestier Racing CLRT	FRA	Porsche 911 GT3 Cup	9	7	2:06.745	1.333	0.808	164.5
7	74	Victor Blugeon	FRA	Pro	7	ABM	FRA	Porsche 911 GT3 Cup	10	8	2:06.757	1.345	0.012	164.5
8	27	Marlon Hernandez	FRA	Pro	8	ABM	FRA	Porsche 911 GT3 Cup	10	8	2:06.935	1.523	0.178	164.2
9	53	Arthur Mathieu	FRA	Pro	9	Martinet by Alméras	FRA	Porsche 911 GT3 Cup	12	9	2:07.179	1.767	0.244	163.9
10	77	Jérémy Sarhy	FRA	Pro	10	Racing Technology	FRA	Porsche 911 GT3 Cup	10	6	2:07.524	2.112	0.345	163.5
11	921	Fernando Monje	ESP	Pro	11	Martinet by Alméras	FRA	Porsche 911 GT3 Cup	11	10	2:07.818	2.406	0.294	163.1
12	76	Louis Perrot	FRA	Pro	12	IMSA LS Group Performance	FRA	Porsche 911 GT3 Cup	2	1	12:33:39.778	12:31:34.	12:31:31.	00.0

Pro-Am

Clas	Nº	Driver	Nat	Cat	Clas	Team	Nat	Vehicle	Laps	Best	Time	Gap	Interval	Km/h
1	2	Marc Guillot	FRA	Pro-Am	1	HERRERO Racing	FRA	Porsche 911 GT3 Cup	8	7	2:06.823			164.4
2	59	Maxence Maurice	FRA	Pro-Am	2	IMSA LS Group Performance	FRA	Porsche 911 GT3 Cup	12	11	2:07.389	0.566	0.566	163.7
3	7	Jérôme Boullery	FRA	Pro-Am	3	Racing Technology	FRA	Porsche 911 GT3 Cup	11	9	2:07.792	0.969	0.403	163.1
4	56	Frédéric Ancel	FRA	Pro-Am	4	Porsche Lorient Racing	FRA	Porsche 911 GT3 Cup	11	10	2:08.044	1.221	0.252	162.8
5	38	Sébastien Dussolliet	FRA	Pro-Am	5	ABM	FRA	Porsche 911 GT3 Cup	9	8	2:08.169	1.346	0.125	162.7
6	89	Bashar Mardini	CAN	Pro-Am	6	Tsunami RT	ITA	Porsche 911 GT3 Cup	7	6	2:08.270	1.447	0.101	162.5
7	911	Christophe Lapierre	FRA	Pro-Am	7	Martinet by Alméras	FRA	Porsche 911 GT3 Cup	10	7	2:10.192	3.369	1.922	160.1
8	91	Alberto De Amicis	ITA	Pro-Am	8	EBI Motors	ITA	Porsche 911 GT3 Cup	9	7	2:12.338	5.515	2.146	157.5

Am

Clas	Nº	Driver	Nat	Cat	Clas	Team	Nat	Vehicle	Laps	Best	Time	Gap	Interval	Km/h
1	12	Ludovic Loeul	FRA	Am	1	Porsche Lorient Racing	FRA	Porsche 911 GT3 Cup	11	10	2:07.774			163.2
2	73	Sébastien Poisson	FRA	Am	2	ABM	FRA	Porsche 911 GT3 Cup	9	6	2:08.530	0.756	0.756	162.2
3	24	Alexandre Leroy	BEL	Am	3	TFT Racing	FRA	Porsche 911 GT3 Cup	11	10	2:08.533	0.759	0.003	162.2
4	49	Karim Ajlani	CHE	Am	4	ABM	FRA	Porsche 911 GT3 Cup	10	7	2:09.833	2.059	1.300	160.6
5	80	Johannes Zelger	ITA	Am	5	Tsunami RT	ITA	Porsche 911 GT3 Cup	8	7	2:11.074	3.300	1.241	159.1
6	78	Dominique Bastien	USA	Am	6	Speedlover	BEL	Porsche 911 GT3 Cup	11	8	2:15.396	7.622	4.322	154.0
7	66	Gilles Colombani	FRA	Am	7	Team Clairet Sport	FRA	Porsche 911 GT3 Cup	9	6	2:16.266	8.492	0.870	153.0
8	8	Christian Jaquillard	CHE	Am	8	Racing Technology	FRA	Porsche 911 GT3 Cup	9	7	2:17.219	9.445	0.953	151.9

*** PENALTIES**

CARS #7 - #8 - #24 - #27 - #29 - #74 - #78 - #89 - #911 SOME LAP TIMES DELETED DUE TRACK LIMITS

Published at:.....

Track Temp: **19.3 °C** Air Temp: **19.6 °C** Humidity: **87 %** Track Status: **WET**

Race Director:

Timekeeper:

Luis García

JOB-1605-ESP/M

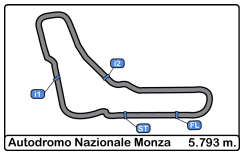

Autodromo Nazionale Monza
Porsche Carrera Cup France
Free Practice - 1
Provisional Results by Class

PORSCHE CARRERA CUP FRANCE

Clas	Nº	Driver	Nat	Cat	Clas	Team	Nat	Vehicle	Laps	Best	Time	Gap	Interval	Km/h
1	1	Marvin Klein	FRA			TFT Racing	FRA	Porsche 911 GT3 Cup	10	8	2:05.412			166.2
2	22	Alessandro Ghiretti	FRA			Martinet by Alméras	FRA	Porsche 911 GT3 Cup	10	6	2:05.458	0.046	0.046	166.2
3	98	Dorian Boccolacci	FRA			Forestier Racing CLRT	FRA	Porsche 911 GT3 Cup	9	5	2:05.525	0.113	0.067	166.1
4	74	Victor Blugeon	FRA			ABM	FRA	Porsche 911 GT3 Cup	10	8	2:06.757	1.345	1.232	164.5
5	2	Marc Guillot	FRA			HERRERO Racing	FRA	Porsche 911 GT3 Cup	8	7	2:06.823	1.411	0.066	164.4
6	53	Arthur Mathieu	FRA			Martinet by Alméras	FRA	Porsche 911 GT3 Cup	12	9	2:07.179	1.767	0.356	163.9
7	59	Maxence Maurice	FRA			IMSA LS Group Performance	FRA	Porsche 911 GT3 Cup	12	11	2:07.389	1.977	0.210	163.7
8	77	Jérémy Sarhy	FRA			Racing Technology	FRA	Porsche 911 GT3 Cup	10	6	2:07.524	2.112	0.135	163.5
9	12	Ludovic Loeul	FRA			Porsche Lorient Racing	FRA	Porsche 911 GT3 Cup	11	10	2:07.774	2.362	0.250	163.2
10	7	Jérôme Boullery	FRA			Racing Technology	FRA	Porsche 911 GT3 Cup	11	9	2:07.792	2.380	0.018	163.1
11	921	Fernando Monje	ESP			Martinet by Alméras	FRA	Porsche 911 GT3 Cup	11	10	2:07.818	2.406	0.026	163.1
12	56	Frédéric Ancel	FRA			Porsche Lorient Racing	FRA	Porsche 911 GT3 Cup	11	10	2:08.044	2.632	0.226	162.8
13	38	Sébastien Dussolliet	FRA			ABM	FRA	Porsche 911 GT3 Cup	9	8	2:08.169	2.757	0.125	162.7
14	89	Bashar Mardini	CAN			Tsunami RT	ITA	Porsche 911 GT3 Cup	7	6	2:08.270	2.858	0.101	162.5
15	73	Sébastien Poisson	FRA			ABM	FRA	Porsche 911 GT3 Cup	9	6	2:08.530	3.118	0.260	162.2
16	24	Alexandre Leroy	BEL			TFT Racing	FRA	Porsche 911 GT3 Cup	11	10	2:08.533	3.121	0.003	162.2
17	49	Karim Ajlani	CHE			ABM	FRA	Porsche 911 GT3 Cup	10	7	2:09.833	4.421	1.300	160.6
18	911	Christophe Lapierre	FRA			Martinet by Alméras	FRA	Porsche 911 GT3 Cup	10	7	2:10.192	4.780	0.359	160.1
19	80	Johannes Zelger	ITA			Tsunami RT	ITA	Porsche 911 GT3 Cup	8	7	2:11.074	5.662	0.882	159.1
20	91	Alberto De Amicis	ITA			EBI Motors	ITA	Porsche 911 GT3 Cup	9	7	2:12.338	6.926	1.264	157.5
21	78	Dominique Bastien	USA			Speedlover	BEL	Porsche 911 GT3 Cup	11	8	2:15.396	9.984	3.058	154.0
22	66	Gilles Colombani	FRA			Team Clairet Sport	FRA	Porsche 911 GT3 Cup	9	6	2:16.266	10.854	0.870	153.0
23	8	Christian Jaquillard	CHE			Racing Technology	FRA	Porsche 911 GT3 Cup	9	7	2:17.219	11.807	0.953	151.9
24	76	Louis Perrot	FRA			IMSA LS Group Performance	FRA	Porsche 911 GT3 Cup	2	1	12:33:39.778	12:31:34.	12:31:22.	00.0

Rookie

Clas	Nº	Driver	Nat	Cat	Clas	Team	Nat	Vehicle	Laps	Best	Time	Gap	Interval	Km/h
1	5	Mathys Jaubert	FRA	R	1	TFT Racing	FRA	Porsche 911 GT3 Cup	10	6	2:05.923			165.6
2	99	Benjamin Paque	BEL	R	2	Forestier Racing CLRT	FRA	Porsche 911 GT3 Cup	4	3	2:05.937	0.014	0.014	165.5
3	29	Louis Rousset	FRA	R	3	Forestier Racing CLRT	FRA	Porsche 911 GT3 Cup	9	7	2:06.745	0.822	0.808	164.5
4	27	Marlon Hernandez	FRA	R	4	ABM	FRA	Porsche 911 GT3 Cup	10	8	2:06.935	1.012	0.190	164.2

*** PENALTIES**

CARS #7 - #8 - #24 - #27 - #29 - #74 - #78 - #89 - #911 SOME LAP TIMES DELETED DUE TRACK LIMITS

Published at:.....

Track Temp: **19.3 °C** Air Temp: **19.6 °C** Humidity: **87 %** Track Status: **WET**

Race Director:

Timekeeper:

Luis García

JOB-1605-ESP/M

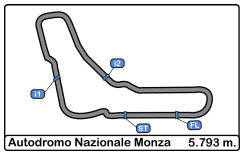

Autodromo Nazionale Monza
Porsche Carrera Cup France
Free Practice - 1
Provisional 2 Fastest Lap Results

Clas	Nº	Driver	Nat	Cat	Clas	Team	Nat	Vehicle	Laps	Best	Time	Gap	Interval	Km/h
1	1	Marvin Klein	FRA	Pro	1	TFT Racing	FRA	Porsche 911 GT3 Cup	10	9	2:05.420			166.2
2	98	Dorian Boccolacci	FRA	Pro	2	Forestier Racing CLRT	FRA	Porsche 911 GT3 Cup	9	4	2:06.269	0.849	0.849	166.1
3	22	Alessandro Ghiretti	FRA	Pro	3	Martinet by Alméras	FRA	Porsche 911 GT3 Cup	10	5	2:06.792	1.372	0.523	166.2
4	74	Victor Blugeon	FRA	Pro	4	ABM	FRA	Porsche 911 GT3 Cup	10	7	2:06.952	1.532	0.160	164.5
5	2	Marc Guillot	FRA	Pro-Am	1	HERRERO Racing	FRA	Porsche 911 GT3 Cup	8	6	2:07.243	1.823	0.291	164.4
6	53	Arthur Mathieu	FRA	Pro	5	Martinet by Alméras	FRA	Porsche 911 GT3 Cup	12	10	2:07.601	2.181	0.358	163.9
7	5	Mathys Jaubert	FRA	Pro	6	TFT Racing	FRA	Porsche 911 GT3 Cup	10	4	2:07.686	2.266	0.085	165.6
8	29	Louis Rousset	FRA	Pro	7	Forestier Racing CLRT	FRA	Porsche 911 GT3 Cup	9	5	2:07.769	2.349	0.083	164.5
9	77	Jérémy Sarhy	FRA	Pro	8	Racing Technology	FRA	Porsche 911 GT3 Cup	10	7	2:07.851	2.431	0.082	163.5
10	12	Ludovic Loeul	FRA	Am	1	Porsche Lorient Racing	FRA	Porsche 911 GT3 Cup	11	9	2:08.299	2.879	0.448	163.2
11	59	Maxence Maurice	FRA	Pro-Am	2	IMSA LS Group Performance	FRA	Porsche 911 GT3 Cup	12	9	2:08.330	2.910	0.031	163.7
12	56	Frédéric Ancel	FRA	Pro-Am	3	Porsche Lorient Racing	FRA	Porsche 911 GT3 Cup	11	9	2:08.495	3.075	0.165	162.8
13	921	Fernando Monje	ESP	Pro	9	Martinet by Alméras	FRA	Porsche 911 GT3 Cup	11	7	2:08.683	3.263	0.188	163.1
14	38	Sébastien Dussolliet	FRA	Pro-Am	4	ABM	FRA	Porsche 911 GT3 Cup	9	5	2:09.774	4.354	1.091	162.7
15	73	Sébastien Poisson	FRA	Am	2	ABM	FRA	Porsche 911 GT3 Cup	9	7	2:09.854	4.434	0.080	162.2
16	27	Marlon Hernandez	FRA	Pro	10	ABM	FRA	Porsche 911 GT3 Cup	10	7	2:09.868	4.448	0.014	164.2
17	49	Karim Ajlani	CHE	Am	3	ABM	FRA	Porsche 911 GT3 Cup	10	6	2:10.176	4.756	0.308	160.6
18	7	Jérôme Boullery	FRA	Pro-Am	5	Racing Technology	FRA	Porsche 911 GT3 Cup	11	6	2:10.232	4.812	0.056	163.1
19	24	Alexandre Leroy	BEL	Am	4	TFT Racing	FRA	Porsche 911 GT3 Cup	11	6	2:10.355	4.935	0.123	162.2
20	911	Christophe Lapierre	FRA	Pro-Am	6	Martinet by Alméras	FRA	Porsche 911 GT3 Cup	10	6	2:11.198	5.778	0.843	160.1
21	89	Bashar Mardini	CAN	Pro-Am	7	Tsunami RT	ITA	Porsche 911 GT3 Cup	7	3	2:12.032	6.612	0.834	162.5
22	91	Alberto De Amicis	ITA	Pro-Am	8	EBI Motors	ITA	Porsche 911 GT3 Cup	9	6	2:12.631	7.211	0.599	157.5
23	78	Dominique Bastien	USA	Am	5	Speedlover	BEL	Porsche 911 GT3 Cup	11	10	2:16.047	10.627	3.416	154.0
24	8	Christian Jaquillard	CHE	Am	6	Racing Technology	FRA	Porsche 911 GT3 Cup	9	5	2:17.749	12.329	1.702	151.9
25	80	Johannes Zelger	ITA	Am	7	Tsunami RT	ITA	Porsche 911 GT3 Cup	8	4	2:18.113	12.693	0.364	159.1
26	66	Gilles Colombani	FRA	Am	8	Team Clairet Sport	FRA	Porsche 911 GT3 Cup	9	7	2:18.452	13.032	0.339	153.0
27	99	Benjamin Paque	BEL	Pro	11	Forestier Racing CLRT	FRA	Porsche 911 GT3 Cup	4	2	22:39.854	20:34.43	20:21.40	165.5
28	76	Louis Perrot	FRA	Pro	12	IMSA LS Group Performance	FRA	Porsche 911 GT3 Cup	2	0	9:46:39.000	9:44:33.5	9:23:59.1	00.0

*** PENALTIES**

CARS #7 - #8 - #24 - #27 - #29 - #74 - #78 - #89 - #911 SOME LAP TIMES DELETED DUE TRACK LIMITS

Published at:.....

Track Temp: **19.3 °C** Air Temp: **19.6 °C** Humidity: **87 %** Track Status: **WET**

Race Director:

Timekeeper:

Luis García

JOB-1605-ESP/M

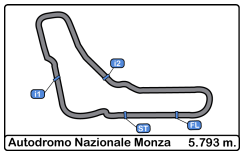

Autodromo Nazionale Monza
Porsche Carrera Cup France
Free Practice - 1
Lap Analysis

PORSCHE CARRERA CUP FRANCE

1 — Marvin Klein — Porsche 911 GT3 Cup
Pro — TFT Racing

Lap	D	Time	Sector 1	Sector 2	Sector 3	T. Spd	Elapsed
1		12:33:47.288	P 12:31:55.662	48.765	1:02.861	121.2	12:33:47.288
2		9:41.502	8:09.096	45.869	46.537	120.6	12:43:28.790
3		2:10.414	41.559	43.804	45.051	179.7	12:45:39.204
4		2:13.854	39.901	46.208	47.745	199.6	12:47:53.058
5		2:05.808	38.458	43.446	43.904	215.1	12:49:58.866
6		2:22.275	P 41.662	47.287	53.326	214.7	12:52:21.141
7		6:36.208	5:03.188	43.698	49.322	164.3	12:58:57.349
8		2:05.412	38.757	42.947	43.708	213.8	13:01:02.761
9		2:05.420	38.366	43.460	43.594	218.6	13:03:08.181
10		2:41.945	P 37.995	43.088	1:20.862	225.0	13:05:50.126

2 — Marc Guillot — Porsche 911 GT3 Cup
Pro-Am — HERRERO Racing

Lap	D	Time	Sector 1	Sector 2	Sector 3	T. Spd	Elapsed
1		12:44:18.897	12:42:39.746	50.086	49.065	123.9	12:44:18.897
2		2:14.428	42.805	45.525	46.098	158.8	12:46:33.325
3		2:09.647	39.800	44.561	45.286	186.2	12:48:42.972
4		2:08.794	39.605	44.585	44.604	178.2	12:50:51.766
5		2:07.976	38.891	43.956	45.129	207.2	12:52:59.742
6		2:07.243	38.939	44.020	44.284	206.8	12:55:06.985
7		2:06.823	38.702	44.244	43.877	216.8	12:57:13.808
8		2:16.234	P 39.814	44.367	52.053	227.3	12:59:30.042

5 — Mathys Jaubert — Porsche 911 GT3 Cup
Pro — TFT Racing

Lap	D	Time	Sector 1	Sector 2	Sector 3	T. Spd	Elapsed
1		12:34:01.060	P 12:32:04.929	48.703	1:07.428	129.8	12:34:01.060
2		9:29.589	7:57.083	46.447	46.059	116.1	12:43:30.649
3		2:10.202	41.010	44.411	44.781	172.2	12:45:40.851
4		2:07.686	39.330	44.230	44.126	196.0	12:47:48.537
5		2:15.730	40.673	46.860	48.197	213.4	12:50:04.267
6		2:05.923	38.685	43.343	43.895	198.8	12:52:10.190
7		2:08.088	40.460	43.321	44.307	203.0	12:54:18.278
8		2:13.871	P 38.342	43.335	52.194	203.3	12:56:32.149
9		7:30.662	6:03.526	43.480	43.656	176.7	13:04:02.811
10		2:41.438	P 39.143	56.768	1:05.527	207.2	13:06:44.249

7 — Jérôme Boullery — Porsche 911 GT3 Cup
Pro-Am — Racing Technology

Lap	D	Time	Sector 1	Sector 2	Sector 3	T. Spd	Elapsed
1		12:34:22.639	P 12:32:12.671	57.773	1:12.195	117.3	12:34:22.639
2		9:49.448	8:09.772	50.529	49.147	135.0	12:44:12.087
3		~~2:15.381~~	43.176	46.032	46.173	182.4	12:46:27.468
4		2:14.598	43.207	45.649	45.742	191.4	12:48:42.066
5		2:15.623	40.210	49.868	45.545	177.6	12:50:57.689
6		2:10.232	40.544	44.643	45.045	171.9	12:53:07.921
7		2:22.335	P 43.886	45.013	53.436	195.6	12:55:30.256
8		4:46.876	3:17.270	45.136	44.470	155.1	13:00:17.132
9		2:07.792	39.143	44.407	44.242	195.6	13:02:24.924
10		2:07.826	39.353	44.037	44.436	193.2	13:04:32.750
11		2:54.322	P 52.654	55.395	1:06.273	143.6	13:07:27.072

8 — Christian Jaquillard — Porsche 911 GT3 Cup
Am — Racing Technology

Lap	D	Time	Sector 1	Sector 2	Sector 3	T. Spd	Elapsed
1		12:35:03.450	P 12:32:43.589	57.171	1:22.690	112.9	12:35:03.450
2		9:13.765	7:23.865	54.012	55.888	116.2	12:44:17.215
3		2:32.201	49.005	51.906	51.290	139.3	12:46:49.416
4		~~2:24.839~~	46.854	48.296	49.689	144.1	12:49:14.255
5		2:17.749	43.973	46.057	47.719	163.3	12:51:32.004
6		2:18.105	41.910	48.772	47.423	170.0	12:53:50.109
7		2:17.219	41.082	49.708	46.429	191.1	12:56:07.328
8		~~2:17.673~~	44.126	46.741	46.806	219.5	12:58:25.001
9		2:26.446	P 40.992	46.232	59.222	185.5	13:00:51.447

12 — Ludovic Loeul — Porsche 911 GT3 Cup
Am — Porsche Lorient Racing

Lap	D	Time	Sector 1	Sector 2	Sector 3	T. Spd	Elapsed
1		12:34:49.043	P 12:32:36.667	55.625	1:16.751	119.4	12:34:49.043
2		11:07.121	9:23.694	52.666	50.761	133.1	12:45:56.164
3		2:16.763	44.712	45.698	46.353	148.1	12:48:12.927
4		2:11.402	41.158	45.081	45.163	173.0	12:50:24.329
5		2:09.317	39.708	44.591	45.018	191.1	12:52:33.646
6		2:11.338	40.092	46.645	44.601	172.2	12:54:44.984
7		2:08.364	39.449	44.446	44.469	186.8	12:56:53.348
8		2:09.952	40.303	44.677	44.972	189.4	12:59:03.300
9		2:08.299	39.282	44.380	44.637	177.6	13:01:11.599
10		2:07.774	39.037	44.297	44.440	178.5	13:03:19.373
11		6:01.748	P 38.936	4:24.824	57.988	187.5	13:09:21.121

22 — Alessandro Ghiretti — Porsche 911 GT3 Cup
Pro — Martinet by Alméras

Lap	D	Time	Sector 1	Sector 2	Sector 3	T. Spd	Elapsed
1		12:33:37.013	12:31:56.006	49.525	51.482	115.7	12:33:37.013
2		3:14.071	P 57.034	1:04.280	1:12.757	128.1	12:36:51.084
3		8:25.495	6:55.842	44.571	45.082	153.4	12:45:16.579
4		2:07.166	38.834	43.719	44.613	198.8	12:47:23.745
5		2:06.792	38.709	43.454	44.629	203.0	12:49:30.537
6		2:05.458	38.098	43.403	43.957	214.2	12:51:35.995
7		2:15.358	P 38.852	43.522	52.984	207.2	12:53:51.353
8		8:47.847	7:18.911	45.683	43.253	178.2	13:02:39.200
9		2:04.238	37.865	43.145	43.228	228.3	13:04:43.438
10		2:45.975	P 46.432	54.168	1:05.375	155.8	13:07:29.413

24 — Alexandre Leroy — Porsche 911 GT3 Cup
Am — TFT Racing

Lap	D	Time	Sector 1	Sector 2	Sector 3	T. Spd	Elapsed
1		12:34:52.579	P 12:32:37.761	55.801	1:19.017	121.0	12:34:52.579
2		8:44.201	7:07.574	48.327	48.300	118.2	12:43:36.780
3		2:18.008	43.772	46.365	47.871	162.4	12:45:54.788
4		2:14.189	41.759	45.892	46.538	168.4	12:48:08.977
5		2:11.529	40.849	45.051	45.629	165.3	12:50:20.506
6		2:10.355	39.986	44.996	45.373	184.9	12:52:30.861
7		~~2:10.115~~	40.521	43.729	45.865	181.8	12:54:40.976
8		2:14.887	42.377	46.266	46.244	184.3	12:56:55.863
9		2:11.711	39.687	46.241	45.783	186.5	12:59:07.574
10		2:08.533	39.291	44.500	44.742	192.1	13:01:16.107
11		2:18.202	P 39.486	45.328	53.388	194.9	13:03:34.309

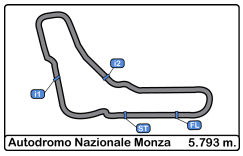

Autodromo Nazionale Monza
Porsche Carrera Cup France
Free Practice - 1
Lap Analysis

PORSCHE CARRERA CUP FRANCE

27 — Marlon Hernandez — Porsche 911 GT3 Cup
Pro — ABM

Lap	D	Time	Sector 1	Sector 2	Sector 3	T. Spd	Elapsed
1		12:34:13.718	P 12:32:11.482	52.352	1:09.884	110.4	12:34:13.718
2		10:24.359	8:51.494	46.569	46.296	142.8	12:44:38.077
3		2:13.265	41.171	45.448	46.646	170.8	12:46:51.342
4		~~2:13.821~~	42.880	45.776	45.165	160.4	12:49:05.163
5		2:11.059	41.628	44.497	44.934	175.6	12:51:16.222
6		~~2:08.369~~	40.198	44.101	44.070	173.0	12:53:24.591
7		2:09.868	39.844	45.706	44.318	188.8	12:55:34.459
8		2:06.935	38.519	43.994	44.422	213.0	12:57:41.394
9		~~2:14.299~~	P 38.154	43.747	52.398	216.8	12:59:55.693
10		6:44.970	P 4:43.290	56.986	1:04.694	151.2	13:06:40.663

29 — Louis Rousset — Porsche 911 GT3 Cup
Pro — Forestier Racing CLRT

Lap	D	Time	Sector 1	Sector 2	Sector 3	T. Spd	Elapsed
1		12:46:22.727	12:44:47.708	45.466	49.553	123.7	12:46:22.727
2		~~2:11.486~~	41.086	44.168	46.232	198.1	12:48:34.213
3		~~2:11.381~~	40.648	44.617	46.116	191.4	12:50:45.594
4		2:08.842	39.881	43.732	45.229	196.3	12:52:54.436
5		2:07.769	39.384	43.761	44.624	202.2	12:55:02.205
6		~~2:07.437~~	38.843	44.311	44.283	217.7	12:57:09.642
7		2:06.745	38.936	43.531	44.278	207.6	12:59:16.387
8		2:16.003	P 39.976	43.978	52.049	185.2	13:01:32.390
9		4:31.634	P 2:38.567	46.041	1:07.026	188.1	13:06:04.024

38 — Sébastien Dussolliet — Porsche 911 GT3 Cup
Pro-Am — ABM

Lap	D	Time	Sector 1	Sector 2	Sector 3	T. Spd	Elapsed
1		12:34:28.315	P 12:32:18.868	56.418	1:13.029	138.9	12:34:28.315
2		12:22.024	10:45.697	47.097	49.230	131.3	12:46:50.339
3		2:12.670	41.550	45.079	46.041	158.3	12:49:03.009
4		2:11.109	41.219	44.620	45.270	166.6	12:51:14.118
5		2:09.774	40.182	44.836	44.756	180.6	12:53:23.892
6		2:11.975	40.186	46.916	44.873	182.1	12:55:35.867
7		2:10.276	39.382	46.352	44.542	183.6	12:57:46.143
8		2:08.169	38.839	44.851	44.479	203.3	12:59:54.312
9		2:17.785	P 40.990	44.645	52.150	173.0	13:02:12.097

49 — Karim Ajlani — Porsche 911 GT3 Cup
Am — ABM

Lap	D	Time	Sector 1	Sector 2	Sector 3	T. Spd	Elapsed
1		12:34:58.956	P 12:32:34.485	1:02.646	1:21.825	127.2	12:34:58.956
2		13:31.854	11:47.466	54.292	50.096	102.4	12:48:30.810
3		2:17.640	42.762	46.960	47.918	174.7	12:50:48.450
4		2:12.970	40.422	44.983	47.565	197.0	12:53:01.420
5		2:12.663	40.726	45.298	46.639	187.8	12:55:14.083
6		2:10.176	39.801	44.480	45.895	192.5	12:57:24.259
7		2:09.833	39.233	45.029	45.571	205.3	12:59:34.092
8		2:12.403	39.276	47.635	45.492	190.8	13:01:46.495
9		2:12.040	39.150	47.808	45.082	192.8	13:03:58.535
10		2:44.767	P 41.721	57.061	1:05.985	191.4	13:06:43.302

53 — Arthur Mathieu — Porsche 911 GT3 Cup
Pro — Martinet by Alméras

Lap	D	Time	Sector 1	Sector 2	Sector 3	T. Spd	Elapsed
1		12:34:14.837	P 12:32:16.865	52.042	1:05.930	119.6	12:34:14.837
2		10:24.799	8:51.296	46.754	46.749	133.0	12:44:39.636
3		2:13.921	41.119	46.268	46.534	171.4	12:46:53.557
4		2:12.689	42.257	45.130	45.302	164.3	12:49:06.246
5		2:11.193	40.879	44.926	45.388	171.7	12:51:17.439
6		2:10.455	39.682	46.043	44.730	189.1	12:53:27.894
7		2:10.853	40.698	45.413	44.742	206.5	12:55:38.747
8		2:08.755	39.665	44.151	44.939	209.3	12:57:47.502
9		2:07.179	38.624	44.373	44.182	195.2	12:59:54.681
10		2:07.601	38.951	43.892	44.758	191.4	13:02:02.282
11		2:08.500	40.462	44.218	43.820	203.3	13:04:10.782
12		2:40.172	P 40.516	55.933	1:03.723	196.7	13:06:50.954

56 — Frédéric Ancel — Porsche 911 GT3 Cup
Pro-Am — Porsche Lorient Racing

Lap	D	Time	Sector 1	Sector 2	Sector 3	T. Spd	Elapsed
1		12:34:45.564	P 12:32:32.359	56.960	1:16.245	116.5	12:34:45.564
2		11:14.805	9:38.029	48.483	48.293	129.1	12:46:00.369
3		2:17.179	44.646	46.093	46.440	151.2	12:48:17.548
4		2:11.151	40.300	45.094	45.757	189.1	12:50:28.699
5		2:11.652	39.812	46.694	45.146	186.5	12:52:40.351
6		2:11.265	40.211	45.643	45.411	188.8	12:54:51.616
7		2:10.769	40.855	44.722	45.192	200.3	12:57:02.385
8		2:13.262	42.487	45.448	45.327	213.4	12:59:15.647
9		2:08.495	39.614	44.397	44.484	184.3	13:01:24.142
10		2:08.044	38.903	44.438	44.703	195.6	13:03:32.186
11		2:34.718	P 39.238	47.703	1:07.777	194.2	13:06:06.904

59 — Maxence Maurice — Porsche 911 GT3 Cup
Pro-Am — IMSA LS Group Performance

Lap	D	Time	Sector 1	Sector 2	Sector 3	T. Spd	Elapsed
1		12:35:40.338	P 12:33:19.989	58.804	1:21.545	143.2	12:35:40.338
2		8:51.975	7:12.846	47.866	51.263	146.1	12:44:32.313
3		2:18.550	43.844	46.307	48.399	146.5	12:46:50.863
4		2:13.192	43.042	45.008	45.142	161.9	12:49:04.055
5		2:11.690	41.655	44.998	45.037	166.6	12:51:15.745
6		2:15.423	40.766	48.311	46.346	181.2	12:53:31.168
7		2:08.925	39.562	44.540	44.823	191.1	12:55:40.093
8		2:08.941	39.174	44.854	44.913	191.1	12:57:49.034
9		2:08.330	39.418	44.335	44.577	185.5	12:59:57.364
10		2:09.446	39.108	44.702	45.636	189.8	13:02:06.810
11		2:07.389	38.697	43.701	44.991	201.8	13:04:14.199
12		2:40.682	P 40.929	53.102	1:06.651	217.3	13:06:54.881

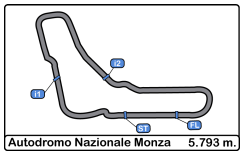

Autodromo Nazionale Monza
Porsche Carrera Cup France
Free Practice - 1
Lap Analysis

PORSCHE CARRERA CUP FRANCE

66 — Gilles Colombani — Porsche 911 GT3 Cup
Am — Team Clairet Sport

Lap	D	Time	Sector 1	Sector 2	Sector 3	T. Spd	Elapsed
1		12:35:09.827	P 12:32:46.783	58.071	1:24.973	108.0	12:35:09.827
2		8:48.224	7:00.455	52.549	55.220	139.5	12:43:58.051
3		2:38.375	51.270	53.286	53.819	136.1	12:46:36.426
4		2:24.471	46.644	47.787	50.040	165.8	12:49:00.897
5		2:21.234	45.813	47.779	47.642	161.6	12:51:22.131
6		2:16.266	42.859	46.158	47.249	166.1	12:53:38.397
7		2:18.452	41.972	48.792	47.688	171.4	12:55:56.849
8		2:30.197	P 45.772	46.296	58.129	177.0	12:58:27.046
9		7:32.031	P 5:34.650	52.460	1:04.921	158.1	13:05:59.077

73 — Sébastien Poisson — Porsche 911 GT3 Cup
Am — ABM

Lap	D	Time	Sector 1	Sector 2	Sector 3	T. Spd	Elapsed
1		12:34:40.584	P 12:32:29.558	55.879	1:15.147	117.2	12:34:40.584
2		12:44.865	11:01.061	51.871	51.933	111.1	12:47:25.449
3		2:16.441	43.584	46.522	46.335	170.3	12:49:41.890
4		2:14.047	41.163	46.299	46.585	182.4	12:51:55.937
5		2:11.488	40.879	45.222	45.387	176.4	12:54:07.425
6		2:08.530	39.409	44.473	44.648	185.5	12:56:15.955
7		2:09.854	39.664	45.000	45.190	200.0	12:58:25.809
8		2:20.347	P 41.119	45.817	53.411	179.1	13:00:46.156
9		6:00.514	P 4:00.282	53.360	1:06.872	136.3	13:06:46.670

74 — Victor Blugeon — Porsche 911 GT3 Cup
Pro — ABM

Lap	D	Time	Sector 1	Sector 2	Sector 3	T. Spd	Elapsed
1		12:34:19.236	P 12:32:11.065	56.848	1:11.323	110.4	12:34:19.236
2		14:05.564	12:28.233	50.235	47.096	128.4	12:48:24.800
3		2:16.137	40.769	49.951	45.417	167.9	12:50:40.937
4		~~2:15.483~~	40.341	48.816	46.326	209.7	12:52:56.420
5		2:13.488	42.575	45.593	45.320	203.0	12:55:09.908
6		2:08.797	39.667	44.324	44.806	201.1	12:57:18.705
7		2:06.952	38.521	44.087	44.344	218.1	12:59:25.657
8		2:06.757	38.858	43.974	43.925	201.4	13:01:32.414
9		2:07.435	38.717	44.219	44.499	210.1	13:03:39.849
10		2:29.015	P 38.432	49.012	1:01.571	213.4	13:06:08.864

76 — Louis Perrot — Porsche 911 GT3 Cup
Pro — IMSA LS Group Performance

Lap	D	Time	Sector 1	Sector 2	Sector 3	T. Spd	Elapsed
1		12:33:39.778	12:31:58.542	48.186	53.050	112.3	12:33:39.778
2		3:17.404	P 1:05.507	1:00.614	1:11.283	52.6	12:36:57.182

77 — Jérémy Sarhy — Porsche 911 GT3 Cup
Pro — Racing Technology

Lap	D	Time	Sector 1	Sector 2	Sector 3	T. Spd	Elapsed
1		12:34:12.910	P 12:32:06.908	53.376	1:12.626	138.9	12:34:12.910
2		9:39.450	7:52.188	53.601	53.661	138.4	12:43:52.360
3		2:19.771	48.333	45.097	46.341	144.5	12:46:12.131
4		2:09.488	39.201	45.095	45.192	175.8	12:48:21.619
5		2:09.108	39.838	44.650	44.620	185.8	12:50:30.727
6		2:07.524	39.255	44.030	44.239	193.5	12:52:38.251
7		2:07.851	38.995	44.339	44.517	190.1	12:54:46.102
8		2:19.376	39.523	55.629	44.224	185.5	12:57:05.478
9		2:16.089	P 39.679	44.650	51.760	219.9	12:59:21.567
10		7:43.517	P 5:41.829	53.831	1:07.857	165.1	13:07:05.084

78 — Dominique Bastien — Porsche 911 GT3 Cup
Am — Speedlover

Lap	D	Time	Sector 1	Sector 2	Sector 3	T. Spd	Elapsed
1		12:35:16.282	P 12:32:48.978	59.268	1:28.036	96.3	12:35:16.282
2		9:08.668	7:04.427	1:01.912	1:02.329	102.2	12:44:24.950
3		2:40.939	53.576	53.523	53.840	121.4	12:47:05.889
4		2:29.085	45.945	49.292	53.848	146.7	12:49:34.974
5		2:20.447	43.832	47.216	49.399	151.8	12:51:55.421
6		2:20.502	43.660	47.613	49.229	165.1	12:54:15.923
7		2:29.302	51.981	46.354	50.967	199.6	12:56:45.225
8		2:15.396	41.865	46.038	47.493	155.3	12:59:00.621
9		~~2:10.412~~	38.242	45.809	46.361	191.1	13:01:11.033
10		2:16.047	42.011	45.999	48.037	166.4	13:03:27.080
11		2:35.568	P 40.040	48.884	1:06.644	200.3	13:06:02.648

80 — Johannes Zelger — Porsche 911 GT3 Cup
Am — Tsunami RT

Lap	D	Time	Sector 1	Sector 2	Sector 3	T. Spd	Elapsed
1		12:44:22.120	12:42:30.772	54.398	56.950	120.4	12:44:22.120
2		2:31.721	47.686	50.193	53.842	147.9	12:46:53.841
3		2:21.459	45.510	47.176	48.773	147.1	12:49:15.300
4		2:18.113	43.490	46.873	47.750	153.1	12:51:33.413
5		2:25.071	P 41.867	46.064	57.140	175.0	12:53:58.484
6		7:06.332	5:29.424	46.662	50.246	137.5	13:01:04.816
7		2:11.074	40.173	45.312	45.589	193.5	13:03:15.890
8		2:37.602	P 39.916	47.872	1:09.814	189.8	13:05:53.492

89 — Bashar Mardini — Porsche 911 GT3 Cup
Pro-Am — Tsunami RT

Lap	D	Time	Sector 1	Sector 2	Sector 3	T. Spd	Elapsed
1		12:47:44.818	12:46:10.149	45.790	48.879	157.6	12:47:44.818
2		~~2:21.687~~	41.959	51.084	48.644	184.9	12:50:06.505
3		2:12.032	40.393	45.413	46.226	181.2	12:52:18.537
4		2:26.333	P 39.896	50.919	55.518	193.5	12:54:44.870
5		6:51.391	5:16.516	48.939	45.936	166.4	13:01:36.261
6		2:08.270	38.979	44.094	45.197	201.1	13:03:44.531
7		2:28.901	P 38.786	47.798	1:02.317	201.8	13:06:13.432

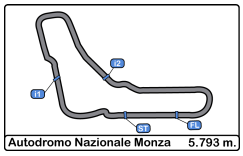

Autodromo Nazionale Monza
Porsche Carrera Cup France
Free Practice - 1
Lap Analysis

PORSCHE CARRERA CUP FRANCE

91 — Alberto De Amicis — Porsche 911 GT3 Cup

Pro-Am — EBI Motors

Lap	D	Time	Sector 1	Sector 2	Sector 3	T. Spd	Elapsed
1		12:35:37.454	P 12:33:11.592	1:02.861	1:23.001	127.5	12:35:37.454
2		8:23.468	6:41.409	49.853	52.206	112.1	12:44:00.922
3		2:28.712	50.531	48.259	49.922	128.5	12:46:29.634
4		2:18.394	44.389	46.310	47.695	158.5	12:48:48.028
5		2:15.116	42.516	45.112	47.488	170.3	12:51:03.144
6		2:12.631	41.219	44.945	46.467	173.6	12:53:15.775
7		2:12.338	40.677	45.693	45.968	181.8	12:55:28.113
8		2:21.957	P 40.815	45.021	56.121	178.5	12:57:50.070
9		7:13.380	P 5:23.411	49.540	1:00.429	154.7	13:05:03.450

98 — Dorian Boccolacci — Porsche 911 GT3 Cup

Pro — Forestier Racing CLRT

Lap	D	Time	Sector 1	Sector 2	Sector 3	T. Spd	Elapsed
1		12:46:17.286	12:44:46.392	45.310	45.584	136.0	12:46:17.286
2		2:12.004	39.546	47.319	45.139	201.4	12:48:29.290
3		2:08.186	39.140	45.072	43.974	209.3	12:50:37.476
4		2:06.269	38.596	43.990	43.683	198.8	12:52:43.745
5		2:05.525	38.250	43.740	43.535	208.0	12:54:49.270
6		2:10.069	41.652	44.342	44.075	227.8	12:56:59.339
7		2:12.777	P 38.013	43.755	51.009	210.1	12:59:12.116
8		4:56.003	3:28.126	44.377	43.500	204.5	13:04:08.119
9		2:41.501	P 42.182	56.410	1:02.909	212.1	13:06:49.620

99 — Benjamin Paque — Porsche 911 GT3 Cup

Pro — Forestier Racing CLRT

Lap	D	Time	Sector 1	Sector 2	Sector 3	T. Spd	Elapsed
1		12:39:41.693	P 12:32:03.343	48.258	6:50.092	119.3	12:39:41.693
2		22:39.854	21:04.506	43.866	51.482	164.1	13:02:21.547
3		2:05.937	38.504	43.071	44.362	200.7	13:04:27.484
4		2:50.880	P 46.095	56.509	1:08.276	159.7	13:07:18.364

911 — Christophe Lapierre — Porsche 911 GT3 Cup

Pro-Am — Martinet by Alméras

Lap	D	Time	Sector 1	Sector 2	Sector 3	T. Spd	Elapsed
1		12:34:25.297	P 12:32:17.268	55.531	1:12.498	108.5	12:34:25.297
2		11:10.567	9:35.176	47.155	48.236	151.4	12:45:35.864
3		2:19.755	43.082	49.089	47.584	167.1	12:47:55.619
4		2:14.274	42.482	45.101	46.691	162.1	12:50:09.893
5		2:12.193	41.328	44.761	46.104	183.3	12:52:22.086
6		2:11.198	40.561	44.554	46.083	191.4	12:54:33.284
7		2:10.192	40.069	44.619	45.504	195.6	12:56:43.476
8		~~2:08.683~~	39.766	43.645	45.272	194.5	12:58:52.159
9		2:17.044	P 39.233	44.657	53.154	203.0	13:01:09.203
10		~~3:50.035~~	P 2:05.980	46.971	57.084	181.5	13:04:59.238

921 — Fernando Monje — Porsche 911 GT3 Cup

Pro — Martinet by Alméras

Lap	D	Time	Sector 1	Sector 2	Sector 3	T. Spd	Elapsed
1		12:36:48.430	P 12:34:33.563	1:03.591	1:11.276	115.6	12:36:48.430
2		8:14.122	6:38.595	47.259	48.268	152.5	12:45:02.552
3		2:15.249	41.505	46.865	46.879	168.4	12:47:17.801
4		2:13.181	39.771	45.465	47.945	177.9	12:49:30.982
5		2:11.309	39.325	46.188	45.796	190.8	12:51:42.291
6		2:12.924	41.864	45.120	45.940	213.0	12:53:55.215
7		2:08.683	39.202	44.779	44.702	192.8	12:56:03.898
8		2:11.181	41.232	44.757	45.192	210.1	12:58:15.079
9		2:08.916	38.568	45.377	44.971	197.0	13:00:23.995
10		2:07.818	38.791	44.304	44.723	192.5	13:02:31.813
11		2:16.607	P 38.531	44.667	53.409	196.3	13:04:48.420

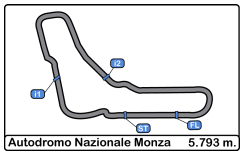

Autodromo Nazionale Monza
Porsche Carrera Cup France
Free Practice - 1
Best Sectors Results

	Sector - 1			Sector - 2			Sector - 3			Ideal Lap vs Best Lap					
Clas	Nº	Driver	Time	Nº	Driver	Time	Nº	Driver	Time	Clas	Nº	Driver	Ideal Lap	Best Lap	Clas
1	22	Alessandro Ghiretti	37.865	1	Marvin Klein	42.947	22	Alessandro Ghiretti	43.228	1	22	Alessandro Ghiretti	2:04.238	2:05.458	2
2	1	Marvin Klein	37.995	99	Benjamin Paque	43.071	98	Dorian Boccolacci	43.500	2	1	Marvin Klein	2:04.536	2:05.412	1
3	98	Dorian Boccolacci	38.013	22	Alessandro Ghiretti	43.145	1	Marvin Klein	43.594	3	98	Dorian Boccolacci	2:05.253	2:05.525	3
4	27	Marlon Hernandez	38.154	5	Mathys Jaubert	43.321	5	Mathys Jaubert	43.656	4	5	Mathys Jaubert	2:05.319	2:05.923	4
5	78	Dominique Bastien	38.242	29	Louis Rousset	43.531	53	Arthur Mathieu	43.820	5	99	Benjamin Paque	2:05.937	2:05.937	5
6	5	Mathys Jaubert	38.342	911	Christophe Lapierre	43.645	2	Marc Guillot	43.877	6	27	Marlon Hernandez	2:05.971	2:06.935	9
7	74	Victor Blugeon	38.432	59	Maxence Maurice	43.701	74	Victor Blugeon	43.925	7	74	Victor Blugeon	2:06.331	2:06.757	7
8	99	Benjamin Paque	38.504	24	Alexandre Leroy	43.729	27	Marlon Hernandez	44.070	8	53	Arthur Mathieu	2:06.336	2:07.179	10
9	92	Fernando Monje	38.531	98	Dorian Boccolacci	43.740	77	Jérémy Sarhy	44.224	9	2	Marc Guillot	2:06.535	2:06.823	8
10	53	Arthur Mathieu	38.624	27	Marlon Hernandez	43.747	7	Jérôme Boullery	44.242	10	29	Louis Rousset	2:06.652	2:06.745	6
11	59	Maxence Maurice	38.697	53	Arthur Mathieu	43.892	29	Louis Rousset	44.278	11	59	Maxence Maurice	2:06.975	2:07.389	11
12	2	Marc Guillot	38.702	2	Marc Guillot	43.956	99	Benjamin Paque	44.362	12	77	Jérémy Sarhy	2:07.249	2:07.524	12
13	89	Bashar Mardini	38.786	74	Victor Blugeon	43.974	12	Ludovic Loeul	44.440	13	7	Jérôme Boullery	2:07.422	2:07.792	14
14	38	Sébastien Dussolliet	38.839	77	Jérémy Sarhy	44.030	38	Sébastien Dussolliet	44.479	14	921	Fernando Monje	2:07.537	2:07.818	15
15	29	Louis Rousset	38.843	7	Jérôme Boullery	44.037	56	Frédéric Ancel	44.484	15	12	Ludovic Loeul	2:07.673	2:07.774	13
16	56	Frédéric Ancel	38.903	89	Bashar Mardini	44.094	59	Maxence Maurice	44.577	16	24	Alexandre Leroy	2:07.762	2:08.533	20
17	12	Ludovic Loeul	38.936	12	Ludovic Loeul	44.297	73	Sébastien Poisson	44.648	17	56	Frédéric Ancel	2:07.784	2:08.044	16
18	77	Jérémy Sarhy	38.995	921	Fernando Monje	44.304	921	Fernando Monje	44.702	18	38	Sébastien Dussolliet	2:07.938	2:08.169	17
19	7	Jérôme Boullery	39.143	56	Frédéric Ancel	44.397	24	Alexandre Leroy	44.742	19	89	Bashar Mardini	2:08.077	2:08.270	18
20	49	Karim Ajlani	39.150	73	Sébastien Poisson	44.473	49	Karim Ajlani	45.082	20	911	Christophe Lapierre	2:08.150	2:10.192	22
21	91	Christophe Lapierre	39.233	49	Karim Ajlani	44.480	89	Bashar Mardini	45.197	21	73	Sébastien Poisson	2:08.530	2:08.530	19
22	24	Alexandre Leroy	39.291	38	Sébastien Dussolliet	44.620	911	Christophe Lapierre	45.272	22	49	Karim Ajlani	2:08.712	2:09.833	21
23	73	Sébastien Poisson	39.409	91	Alberto De Amicis	44.945	80	Johannes Zelger	45.589	23	78	Dominique Bastien	2:10.412	2:15.396	25
24	80	Johannes Zelger	39.916	80	Johannes Zelger	45.312	91	Alberto De Amicis	45.968	24	80	Johannes Zelger	2:10.817	2:11.074	23
25	91	Alberto De Amicis	40.677	78	Dominique Bastien	45.809	78	Dominique Bastien	46.361	25	91	Alberto De Amicis	2:11.590	2:12.338	24
26	8	Christian Jaquillard	40.992	8	Christian Jaquillard	46.057	8	Christian Jaquillard	46.429	26	8	Christian Jaquillard	2:13.478	2:17.219	27
27	66	Gilles Colombani	41.972	66	Gilles Colombani	46.158	66	Gilles Colombani	47.249	27	66	Gilles Colombani	2:15.379	2:16.266	26
28	76	Louis Perrot	1:05.507	76	Louis Perrot	48.186	76	Louis Perrot	53.050	28	76	Louis Perrot	2:46.743	Transpo	28

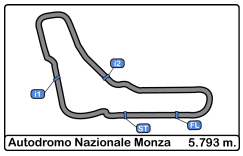

Autodromo Nazionale Monza
Porsche Carrera Cup France
Free Practice - 1
Best 5 Lap Times

Cls	Nº	Driver	Nat	Cat	Cls	Team	Nat	Vehicle	Best 1 Time	Best 1 Lap	Best 2 Time	Best 2 Lap	Best 3 Time	Best 3 Lap	Best 4 Time	Best 4 Lap	Best 5 Time	Best 5 Lap
1	1	Marvin Klein	FRA	Pro	1	TFT Racing	FRA	Porsche 911 GT3 Cup	**2:05.412**	8	2:05.420	9	2:05.808	5	2:10.414	3	2:13.854	4
2	22	Alessandro Ghiretti	FRA	Pro	2	Martinet by Alméras	FRA	Porsche 911 GT3 Cup	**2:05.458**	6	2:06.792	5	2:07.166	4	2:15.358	7	8:25.495	3
3	98	Dorian Boccolacci	FRA	Pro	3	Forestier Racing CLRT	FRA	Porsche 911 GT3 Cup	**2:05.525**	5	2:06.269	4	2:08.186	3	2:10.069	6	2:12.004	2
4	5	Mathys Jaubert	FRA	Pro	4	TFT Racing	FRA	Porsche 911 GT3 Cup	**2:05.923**	6	2:07.686	4	2:08.088	7	2:10.202	3	2:13.871	8
5	99	Benjamin Paque	BEL	Pro	5	Forestier Racing CLRT	FRA	Porsche 911 GT3 Cup	**2:05.937**	3	22:39.85	2						
6	29	Louis Rousset	FRA	Pro	6	Forestier Racing CLRT	FRA	Porsche 911 GT3 Cup	**2:06.745**	7	2:07.769	5	2:08.842	4	2:16.003	8		
7	74	Victor Blugeon	FRA	Pro	7	ABM	FRA	Porsche 911 GT3 Cup	**2:06.757**	8	2:06.952	7	2:07.435	9	2:08.797	6	2:13.488	5
8	2	Marc Guillot	FRA	Pro-Am	1	HERRERO Racing	FRA	Porsche 911 GT3 Cup	**2:06.823**	7	2:07.243	6	2:07.976	5	2:08.794	4	2:09.647	3
9	27	Marlon Hernandez	FRA	Pro	8	ABM	FRA	Porsche 911 GT3 Cup	**2:06.935**	8	2:09.868	7	2:11.059	5	2:13.265	3	10:24.35	2
10	53	Arthur Mathieu	FRA	Pro	9	Martinet by Alméras	FRA	Porsche 911 GT3 Cup	**2:07.179**	9	2:07.601	10	2:08.500	11	2:08.755	8	2:10.455	6
11	59	Maxence Maurice	FRA	Pro-Am	2	IMSA LS Group Performance	FRA	Porsche 911 GT3 Cup	**2:07.389**	11	2:08.330	9	2:08.925	7	2:08.941	8	2:09.446	10
12	77	Jérémy Sarhy	FRA	Pro	10	Racing Technology	FRA	Porsche 911 GT3 Cup	**2:07.524**	6	2:07.851	7	2:09.108	5	2:09.488	4	2:16.089	9
13	12	Ludovic Loeul	FRA	Am	1	Porsche Lorient Racing	FRA	Porsche 911 GT3 Cup	**2:07.774**	10	2:08.299	9	2:08.364	7	2:09.317	5	2:09.952	8
14	7	Jérôme Boullery	FRA	Pro-Am	3	Racing Technology	FRA	Porsche 911 GT3 Cup	**2:07.792**	9	2:10.232	6	2:14.598	4	2:15.623	5	2:22.335	7
15	921	Fernando Monje	ESP	Pro	11	Martinet by Alméras	FRA	Porsche 911 GT3 Cup	**2:07.818**	10	2:08.683	7	2:08.916	9	2:11.181	8	2:11.309	5
16	56	Frédéric Ancel	FRA	Pro-Am	4	Porsche Lorient Racing	FRA	Porsche 911 GT3 Cup	**2:08.044**	10	2:08.495	9	2:10.769	7	2:11.151	4	2:11.265	6
17	38	Sébastien Dussolliet	FRA	Pro-Am	5	ABM	FRA	Porsche 911 GT3 Cup	**2:08.169**	8	2:09.774	5	2:10.276	7	2:11.109	4	2:11.975	6
18	89	Bashar Mardini	CAN	Pro-Am	6	Tsunami RT	ITA	Porsche 911 GT3 Cup	**2:08.270**	6	2:12.032	3	2:26.333	4	6:51.391	5		
19	73	Sébastien Poisson	FRA	Am	2	ABM	FRA	Porsche 911 GT3 Cup	**2:08.530**	6	2:09.854	7	2:11.488	5	2:14.047	4	2:16.441	3
20	24	Alexandre Leroy	BEL	Am	3	TFT Racing	FRA	Porsche 911 GT3 Cup	**2:08.533**	10	2:10.355	6	2:11.529	5	2:11.711	9	2:14.189	4
21	49	Karim Ajlani	CHE	Am	4	ABM	FRA	Porsche 911 GT3 Cup	**2:09.833**	7	2:10.176	6	2:12.040	9	2:12.403	8	2:12.663	5
22	911	Christophe Lapierre	FRA	Pro-Am	7	Martinet by Alméras	FRA	Porsche 911 GT3 Cup	**2:10.192**	7	2:11.198	6	2:12.193	5	2:14.274	4	2:17.044	9
23	80	Johannes Zelger	ITA	Am	5	Tsunami RT	ITA	Porsche 911 GT3 Cup	**2:11.074**	7	2:18.113	4	2:21.459	3	2:25.071	5	2:31.721	2
24	91	Alberto De Amicis	ITA	Pro-Am	8	EBI Motors	ITA	Porsche 911 GT3 Cup	**2:12.338**	7	2:12.631	6	2:15.116	5	2:18.394	4	2:21.957	8
25	78	Dominique Bastien	USA	Am	6	Speedlover	BEL	Porsche 911 GT3 Cup	**2:15.396**	8	2:16.047	10	2:20.447	5	2:20.502	6	2:29.085	4
26	66	Gilles Colombani	FRA	Am	7	Team Clairet Sport	FRA	Porsche 911 GT3 Cup	**2:16.266**	6	2:18.452	7	2:21.234	5	2:24.471	4	2:30.197	8
27	8	Christian Jaquillard	CHE	Am	8	Racing Technology	FRA	Porsche 911 GT3 Cup	**2:17.219**	7	2:17.749	5	2:18.105	6	2:26.446	9	2:32.201	3
28	76	Louis Perrot	FRA	Pro	12	IMSA LS Group Performance	FRA	Porsche 911 GT3 Cup										

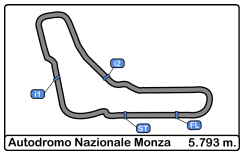

Autodromo Nazionale Monza
Porsche Carrera Cup France
Free Practice - 1
Best 5 Top Speeds

Clas	Nº	Driver	Nat	Cat	Cls	Team	Nat	Vehicle	Top 1 Km/h	Top 1 Lap	Top 2 Km/h	Top 2 Lap	Top 3 Km/h	Top 3 Lap	Top 4 Km/h	Top 4 Lap	Top 5 Km/h	Top 5 Lap	Avg
1	22	Alessandro Ghiretti	FRA	Pro	1	Martinet by Alméras	FRA	Porsche 911 GT3 Cup	228.3	9	214.2	6	207.2	7	203.0	5	198.8	4	210.3
2	98	Dorian Boccolacci	FRA	Pro	2	Forestier Racing CLRT	FRA	Porsche 911 GT3 Cup	227.8	6	212.1	9	210.1	7	209.3	3	208.0	5	213.5
3	2	Marc Guillot	FRA	Pro-Am	1	HERRERO Racing	FRA	Porsche 911 GT3 Cup	227.3	8	216.8	7	207.2	5	206.8	6	186.2	3	208.9
4	1	Marvin Klein	FRA	Pro	3	TFT Racing	FRA	Porsche 911 GT3 Cup	225.0	10	218.6	9	215.1	5	214.7	6	213.8	8	217.4
5	77	Jérémy Sarhy	FRA	Pro	4	Racing Technology	FRA	Porsche 911 GT3 Cup	219.9	9	193.5	6	190.1	7	185.8	5	185.5	8	195.0
6	8	Christian Jaquillard	CHE	Am	1	Racing Technology	FRA	Porsche 911 GT3 Cup	219.5	8	191.1	7	185.5	9	170.0	6	163.3	5	185.9
7	74	Victor Blugeon	FRA	Pro	5	ABM	FRA	Porsche 911 GT3 Cup	218.1	7	213.4	10	210.1	9	209.7	4	203.0	5	210.8
8	29	Louis Rousset	FRA	Pro	6	Forestier Racing CLRT	FRA	Porsche 911 GT3 Cup	217.7	6	207.6	7	202.2	5	198.1	2	196.3	4	204.4
9	59	Maxence Maurice	FRA	Pro-Am	2	IMSA LS Group Performance	FRA	Porsche 911 GT3 Cup	217.3	12	201.8	11	191.1	7	191.1	8	189.8	10	198.2
10	27	Marlon Hernandez	FRA	Pro	7	ABM	FRA	Porsche 911 GT3 Cup	216.8	9	213.0	8	188.8	7	175.6	5	173.0	6	193.4
11	5	Mathys Jaubert	FRA	Pro	8	TFT Racing	FRA	Porsche 911 GT3 Cup	213.4	5	207.2	10	203.3	8	203.0	7	198.8	6	205.2
12	56	Frédéric Ancel	FRA	Pro-Am	3	Porsche Lorient Racing	FRA	Porsche 911 GT3 Cup	213.4	8	200.3	7	195.6	10	194.2	11	189.1	4	198.5
13	921	Fernando Monje	ESP	Pro	9	Martinet by Alméras	FRA	Porsche 911 GT3 Cup	213.0	6	210.1	8	197.0	9	196.3	11	192.8	7	201.8
14	53	Arthur Mathieu	FRA	Pro	10	Martinet by Alméras	FRA	Porsche 911 GT3 Cup	209.3	8	206.5	7	203.3	11	196.7	12	195.2	9	202.2
15	49	Karim Ajlani	CHE	Am	2	ABM	FRA	Porsche 911 GT3 Cup	205.3	7	197.0	4	192.8	9	192.5	6	191.4	10	195.8
16	38	Sébastien Dussolliet	FRA	Pro-Am	4	ABM	FRA	Porsche 911 GT3 Cup	203.3	8	183.6	7	182.1	6	180.6	5	173.0	9	184.5
17	911	Christophe Lapierre	FRA	Pro-Am	5	Martinet by Alméras	FRA	Porsche 911 GT3 Cup	203.0	9	195.6	7	194.5	8	191.4	6	183.3	5	193.6
18	89	Bashar Mardini	CAN	Pro-Am	6	Tsunami RT	ITA	Porsche 911 GT3 Cup	201.8	7	201.1	6	193.5	4	184.9	2	181.2	3	192.5
19	99	Benjamin Paque	BEL	Pro	11	Forestier Racing CLRT	FRA	Porsche 911 GT3 Cup	200.7	3	164.1	2	159.7	4	119.3	1			160.9
20	78	Dominique Bastien	USA	Am	3	Speedlover	BEL	Porsche 911 GT3 Cup	200.3	11	199.6	7	191.1	9	166.4	10	165.1	6	184.5
21	73	Sébastien Poisson	FRA	Am	4	ABM	FRA	Porsche 911 GT3 Cup	200.0	7	185.5	6	182.4	4	179.1	8	176.4	5	184.7
22	7	Jérôme Boullery	FRA	Pro-Am	7	Racing Technology	FRA	Porsche 911 GT3 Cup	195.6	7	195.6	9	193.2	10	191.4	4	182.4	3	191.6
23	24	Alexandre Leroy	BEL	Am	5	TFT Racing	FRA	Porsche 911 GT3 Cup	194.9	11	192.1	10	186.5	9	184.9	6	184.3	8	188.5
24	80	Johannes Zelger	ITA	Am	6	Tsunami RT	ITA	Porsche 911 GT3 Cup	193.5	7	189.8	8	175.0	5	153.1	4	147.9	2	171.9
25	12	Ludovic Loeul	FRA	Am	7	Porsche Lorient Racing	FRA	Porsche 911 GT3 Cup	191.1	5	189.4	8	187.5	11	186.8	7	178.5	10	186.6
26	91	Alberto De Amicis	ITA	Pro-Am	8	EBI Motors	ITA	Porsche 911 GT3 Cup	181.8	7	178.5	8	173.6	6	170.3	5	158.5	4	172.5
27	66	Gilles Colombani	FRA	Am	8	Team Clairet Sport	FRA	Porsche 911 GT3 Cup	177.0	8	171.4	7	166.1	6	165.8	4	161.6	5	168.4
28	76	Louis Perrot	FRA	Pro	12	IMSA LS Group Performance	FRA	Porsche 911 GT3 Cup	112.3	1	52.6	2							82.5

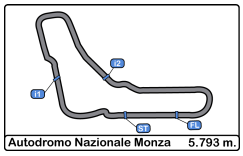

Autodromo Nazionale Monza
Porsche Carrera Cup France
Free Practice - 1
Fastest Laps Sequence

Lap	Time of Day	Session Time	Nº	Driver	Nat	Cat	Team	Nat	Vehicle	Time	Km/h
2	12:43:28.790	12:28.790	**1**	Marvin Klein	FRA	Pro	TFT Racing	FRA	Porsche 911 GT3	**9:41.502**	35.8
2	12:43:30.649	12:30.649	**5**	Mathys Jaubert	FRA	Pro	TFT Racing	FRA	Porsche 911 GT3	**9:29.589**	36.6
2	12:43:36.780	12:36.780	**24**	Alexandre Leroy	BEL	Am	TFT Racing	FRA	Porsche 911 GT3	**8:44.201**	39.7
2	12:44:00.922	13:00.922	**91**	Alberto De Amicis	ITA	Pro-Am	EBI Motors	ITA	Porsche 911 GT3	**8:23.468**	41.4
2	12:45:02.552	14:02.552	**921**	Fernando Monje	ESP	Pro	Martinet by Alméras	FRA	Porsche 911 GT3	**8:14.122**	42.2
3	12:45:39.204	14:39.204	**1**	Marvin Klein	FRA	Pro	TFT Racing	FRA	Porsche 911 GT3	**2:10.414**	159.9
3	12:45:40.851	14:40.851	**5**	Mathys Jaubert	FRA	Pro	TFT Racing	FRA	Porsche 911 GT3	**2:10.202**	160.1
4	12:47:23.745	16:23.745	**22**	Alessandro Ghiretti	FRA	Pro	Martinet by Alméras	FRA	Porsche 911 GT3	**2:07.166**	163.9
5	12:49:30.537	18:30.537	**22**	Alessandro Ghiretti	FRA	Pro	Martinet by Alméras	FRA	Porsche 911 GT3	**2:06.792**	164.4
5	12:49:58.866	18:58.866	**1**	Marvin Klein	FRA	Pro	TFT Racing	FRA	Porsche 911 GT3	**2:05.808**	165.7
6	12:51:35.995	20:35.995	**22**	Alessandro Ghiretti	FRA	Pro	Martinet by Alméras	FRA	Porsche 911 GT3	**2:05.458**	166.2
8	13:01:02.761	30:02.761	**1**	Marvin Klein	FRA	Pro	TFT Racing	FRA	Porsche 911 GT3	**2:05.412**	166.2

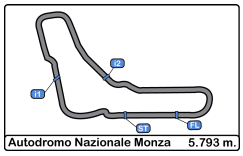

Autodromo Nazionale Monza
Porsche Carrera Cup France
Free Practice - 1
Event Best Maximum Speed

Nº	Driver	Nat	Cat	Clas	Team	Nat	Vehicle	Km/h	Session
99	Benjamin Paque	BEL	Pro	1	Forestier Racing CLRT	FRA	Porsche 911 GT3	273.4	Private test
2	Marc Guillot	FRA	Pro-Am	1	HERRERO Racing	FRA	Porsche 911 GT3	273.4	Private test
53	Arthur Mathieu	FRA	Pro	2	Martinet by Alméras	FRA	Porsche 911 GT3	272.7	Private test
5	Mathys Jaubert	FRA	Pro	3	TFT Racing	FRA	Porsche 911 GT3	272.7	Private test
22	Alessandro Ghiretti	FRA	Pro	4	Martinet by Alméras	FRA	Porsche 911 GT3	272.0	Private test
27	Marlon Hernandez	FRA	Pro	5	ABM	FRA	Porsche 911 GT3	272.0	Private test
56	Frédéric Ancel	FRA	Pro-Am	2	Porsche Lorient Racing	FRA	Porsche 911 GT3	271.3	Private test
59	Maxence Maurice	FRA	Pro-Am	3	IMSA LS Group Performance	FRA	Porsche 911 GT3	271.3	Private test
76	Louis Perrot	FRA	Pro	6	IMSA LS Group Performance	FRA	Porsche 911 GT3	271.3	Private test
74	Victor Blugeon	FRA	Pro	7	ABM	FRA	Porsche 911 GT3	270.6	Private test
1	Marvin Klein	FRA	Pro	8	TFT Racing	FRA	Porsche 911 GT3	270.0	Private test
29	Louis Rousset	FRA	Pro	9	Forestier Racing CLRT	FRA	Porsche 911 GT3	270.0	Private test
24	Alexandre Leroy	BEL	Am	1	TFT Racing	FRA	Porsche 911 GT3	269.3	Private test
7	Jérôme Boullery	FRA	Pro-Am	4	Racing Technology	FRA	Porsche 911 GT3	269.3	Private test
38	Sébastien Dussolliet	FRA	Pro-Am	5	ABM	FRA	Porsche 911 GT3	268.6	Private test
66	Gilles Colombani	FRA	Am	2	Team Clairet Sport	FRA	Porsche 911 GT3	268.6	Private test
89	Bashar Mardini	CAN	Pro-Am	6	Tsunami RT	ITA	Porsche 911 GT3	267.9	Private test
12	Ludovic Loeul	FRA	Am	3	Porsche Lorient Racing	FRA	Porsche 911 GT3	267.3	Private test
73	Sébastien Poisson	FRA	Am	4	ABM	FRA	Porsche 911 GT3	267.3	Private test
921	Fernando Monje	ESP	Pro	10	Martinet by Alméras	FRA	Porsche 911 GT3	267.3	Private test
911	Christophe Lapierre	FRA	Pro-Am	7	Martinet by Alméras	FRA	Porsche 911 GT3	266.6	Private test
77	Jérémy Sarhy	FRA	Pro	11	Racing Technology	FRA	Porsche 911 GT3	266.0	Private test
49	Karim Ajlani	CHE	Am	5	ABM	FRA	Porsche 911 GT3	264.0	Private test
78	Dominique Bastien	USA	Am	6	Speedlover	BEL	Porsche 911 GT3	250.0	Private test
98	Dorian Boccolacci	FRA	Pro	12	Forestier Racing CLRT	FRA	Porsche 911 GT3	227.8	Free Practice - 1
8	Christian Jaquillard	CHE	Am	7	Racing Technology	FRA	Porsche 911 GT3	219.5	Free Practice - 1
80	Johannes Zelger	ITA	Am	8	Tsunami RT	ITA	Porsche 911 GT3	193.5	Free Practice - 1
91	Alberto De Amicis	ITA	Pro-Am	8	EBI Motors	ITA	Porsche 911 GT3	181.8	Free Practice - 1

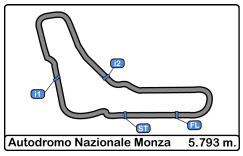

Autodromo Nazionale Monza
Porsche Carrera Cup France
Free Practice - 1
Pit Stop Analysis

PORSCHE CARRERA CUP FRANCE

1 Marvin Klein — Porsche 911 GT3 Cup
Pro — TFT Racing

Nº	In Day Time	In Time	Out Time	Pit Time	T. Pit Time	Handicap	Diff.
1	12:33:41.900	12:33:41.900	12:41:06.761	7:24.861	7:24.861		
2	12:52:15.827	12:52:15.827	12:56:45.007	4:29.180	11:54.041		

5 Mathys Jaubert — Porsche 911 GT3 Cup
Pro — TFT Racing

Nº	In Day Time	In Time	Out Time	Pit Time	T. Pit Time	Handicap	Diff.
1	12:33:55.685	12:33:55.685	12:41:10.103	7:14.418	7:14.418		
2	12:56:26.865	12:56:26.865	13:01:57.543	5:30.678	12:45.096		

7 Jérôme Boullery — Porsche 911 GT3 Cup
Pro-Am — Racing Technology

Nº	In Day Time	In Time	Out Time	Pit Time	T. Pit Time	Handicap	Diff.
1	12:34:16.970	12:34:16.970	12:41:45.248	7:28.278	7:28.278		
2	12:55:25.024	12:55:25.024	12:58:05.347	2:40.323	10:08.601		

8 Christian Jaquillard — Porsche 911 GT3 Cup
Am — Racing Technology

Nº	In Day Time	In Time	Out Time	Pit Time	T. Pit Time	Handicap	Diff.
1	12:34:56.434	12:34:56.434	12:41:33.269	6:36.835	6:36.835		

12 Ludovic Loeul — Porsche 911 GT3 Cup
Am — Porsche Lorient Racing

Nº	In Day Time	In Time	Out Time	Pit Time	T. Pit Time	Handicap	Diff.
1	12:34:43.596	12:34:43.596	12:43:21.031	8:37.435	8:37.435		

22 Alessandro Ghiretti — Porsche 911 GT3 Cup
Pro — Martinet by Alméras

Nº	In Day Time	In Time	Out Time	Pit Time	T. Pit Time	Handicap	Diff.
1	12:36:45.600	12:36:45.600	12:43:06.605	6:21.005	6:21.005		
2	12:53:46.052	12:53:46.052	13:00:32.025	6:45.973	13:06.978		

24 Alexandre Leroy — Porsche 911 GT3 Cup
Am — TFT Racing

Nº	In Day Time	In Time	Out Time	Pit Time	T. Pit Time	Handicap	Diff.
1	12:34:45.912	12:34:45.912	12:41:12.182	6:26.270	6:26.270		

27 Marlon Hernandez — Porsche 911 GT3 Cup
Pro — ABM

Nº	In Day Time	In Time	Out Time	Pit Time	T. Pit Time	Handicap	Diff.
1	12:34:08.287	12:34:08.287	12:42:21.028	8:12.741	8:12.741		
2	12:59:50.384	12:59:50.384	13:03:57.981	4:07.597	12:20.338		

29 Louis Rousset — Porsche 911 GT3 Cup
Pro — Forestier Racing CLRT

Nº	In Day Time	In Time	Out Time	Pit Time	T. Pit Time	Handicap	Diff.
1	13:01:27.000	13:01:27.000	13:03:32.297	2:05.297	2:05.297		

38 Sébastien Dussolliet — Porsche 911 GT3 Cup
Pro-Am — ABM

Nº	In Day Time	In Time	Out Time	Pit Time	T. Pit Time	Handicap	Diff.
1	12:34:22.370	12:34:22.370	12:44:25.444	10:03.074	10:03.074		

49 Karim Ajlani — Porsche 911 GT3 Cup
Am — ABM

Nº	In Day Time	In Time	Out Time	Pit Time	T. Pit Time	Handicap	Diff.
1	12:34:52.944	12:34:52.944	12:45:52.538	10:59.594	10:59.594		

53 Arthur Mathieu — Porsche 911 GT3 Cup
Pro — Martinet by Alméras

Nº	In Day Time	In Time	Out Time	Pit Time	T. Pit Time	Handicap	Diff.
1	12:34:09.285	12:34:09.285	12:42:23.199	8:13.914	8:13.914		

56 Frédéric Ancel — Porsche 911 GT3 Cup
Pro-Am — Porsche Lorient Racing

Nº	In Day Time	In Time	Out Time	Pit Time	T. Pit Time	Handicap	Diff.
1	12:34:39.969	12:34:39.969	12:43:36.164	8:56.195	8:56.195		

59 Maxence Maurice — Porsche 911 GT3 Cup
Pro-Am — IMSA LS Group Performance

Nº	In Day Time	In Time	Out Time	Pit Time	T. Pit Time	Handicap	Diff.
1	12:35:33.913	12:35:33.913	12:42:08.249	6:34.336	6:34.336		

66 Gilles Colombani — Porsche 911 GT3 Cup
Am — Team Clairet Sport

Nº	In Day Time	In Time	Out Time	Pit Time	T. Pit Time	Handicap	Diff.
1	12:35:03.363	12:35:03.363	12:41:17.560	6:14.197	6:14.197		
2	12:58:21.649	12:58:21.649	13:03:14.777	4:53.128	11:07.325		

73 Sébastien Poisson — Porsche 911 GT3 Cup
Am — ABM

Nº	In Day Time	In Time	Out Time	Pit Time	T. Pit Time	Handicap	Diff.
1	12:34:34.738	12:34:34.738	12:44:53.790	10:19.052	10:19.052		
2	13:00:40.831	13:00:40.831	13:04:01.077	3:20.246	13:39.298		

74 Victor Blugeon — Porsche 911 GT3 Cup
Pro — ABM

Nº	In Day Time	In Time	Out Time	Pit Time	T. Pit Time	Handicap	Diff.
1	12:34:13.794	12:34:13.794	12:45:56.343	11:42.549	11:42.549		

77 Jérémy Sarhy — Porsche 911 GT3 Cup
Pro — Racing Technology

Nº	In Day Time	In Time	Out Time	Pit Time	T. Pit Time	Handicap	Diff.
1	12:34:07.433	12:34:07.433	12:41:14.695	7:07.262	7:07.262		
2	12:59:16.155	12:59:16.155	13:04:19.401	5:03.246	12:10.508		

78 Dominique Bastien — Porsche 911 GT3 Cup
Am — Speedlover

Nº	In Day Time	In Time	Out Time	Pit Time	T. Pit Time	Handicap	Diff.
1	12:35:07.843	12:35:07.843	12:41:20.069	6:12.226	6:12.226		

80 Johannes Zelger — Porsche 911 GT3 Cup
Am — Tsunami RT

Nº	In Day Time	In Time	Out Time	Pit Time	T. Pit Time	Handicap	Diff.
1	12:53:53.272	12:53:53.272	12:58:40.702	4:47.430	4:47.430		

89 Bashar Mardini — Porsche 911 GT3 Cup
Pro-Am — Tsunami RT

Nº	In Day Time	In Time	Out Time	Pit Time	T. Pit Time	Handicap	Diff.
1	12:54:39.536	12:54:39.536	12:59:21.278	4:41.742	4:41.742		

91 Alberto De Amicis — Porsche 911 GT3 Cup
Pro-Am — EBI Motors

Nº	In Day Time	In Time	Out Time	Pit Time	T. Pit Time	Handicap	Diff.
1	12:35:31.425	12:35:31.425	12:41:21.493	5:50.068	5:50.068		
2	12:57:44.467	12:57:44.467	13:02:29.678	4:45.211	10:35.279		

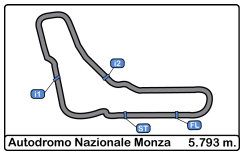

Autodromo Nazionale Monza
Porsche Carrera Cup France
Free Practice - 1
Pit Stop Analysis

98 — Dorian Boccolacci — Porsche 911 GT3 Cup

Pro — Forestier Racing CLRT

Nº	In Day Time	In Time	Out Time	Pit Time	T. Pit Time	Handicap	Diff.
1	12:59:06.774	12:59:06.774	13:02:02.977	2:56.203	2:56.203		

99 — Benjamin Paque — Porsche 911 GT3 Cup

Pro — Forestier Racing CLRT

Nº	In Day Time	In Time	Out Time	Pit Time	T. Pit Time	Handicap	Diff.
1	12:39:36.335	12:39:36.335	13:00:05.121	20:28.786	20:28.786		

911 — Christophe Lapierre — Porsche 911 GT3 Cup

Pro-Am — Martinet by Alméras

Nº	In Day Time	In Time	Out Time	Pit Time	T. Pit Time	Handicap	Diff.
1	12:34:19.423	12:34:19.423	12:43:16.078	8:56.655	8:56.655		
2	13:01:03.834	13:01:03.834	13:02:36.355	1:32.521	10:29.176		

921 — Fernando Monje — Porsche 911 GT3 Cup

Pro — Martinet by Alméras

Nº	In Day Time	In Time	Out Time	Pit Time	T. Pit Time	Handicap	Diff.
1	12:36:43.329	12:36:43.329	12:42:42.726	5:59.397	5:59.397		

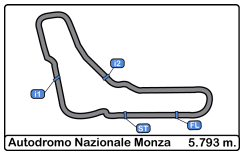

Autodromo Nazionale Monza
Porsche Carrera Cup France
Free Practice - 1
Weather Report

PORSCHE CARRERA CUP FRANCE

Air Temperature

Track Temperature

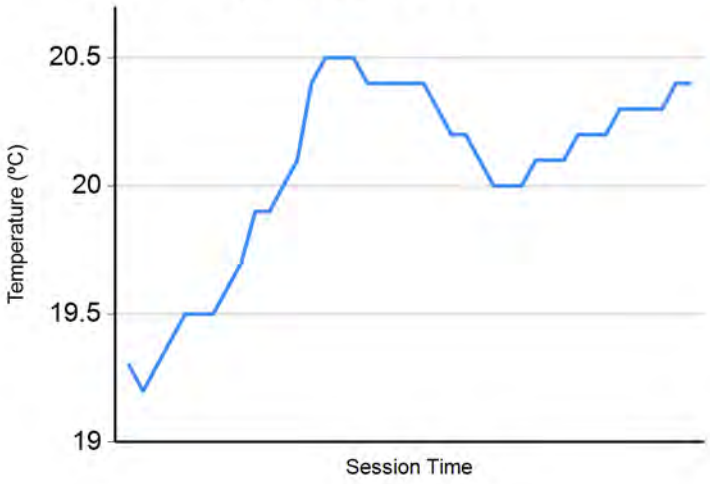

Humidity

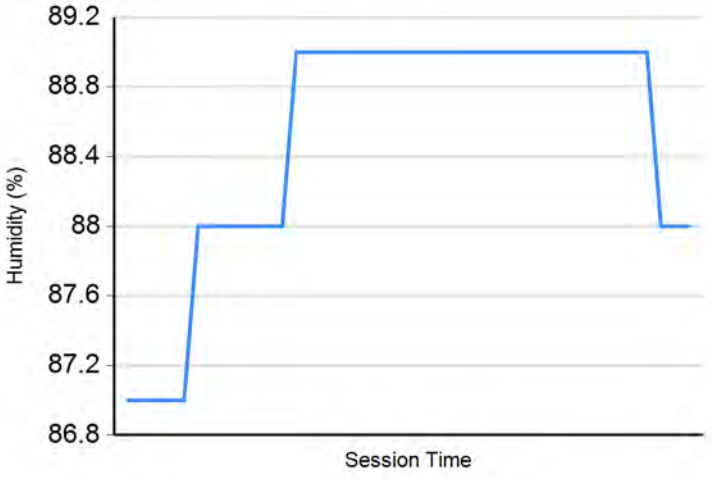

Pressure

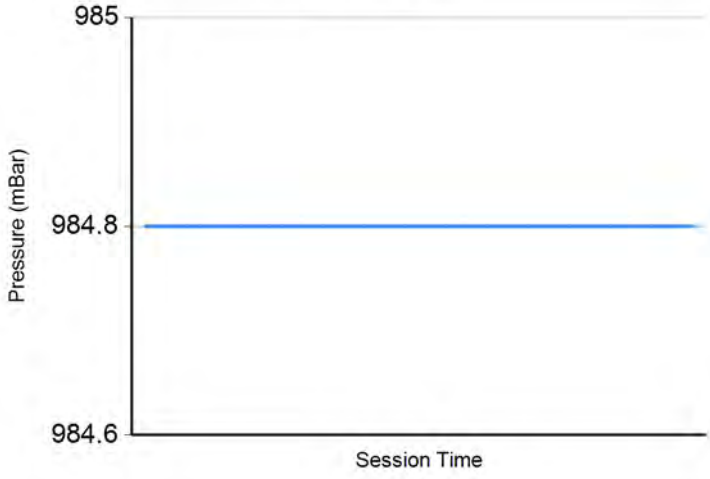

Wind Speed

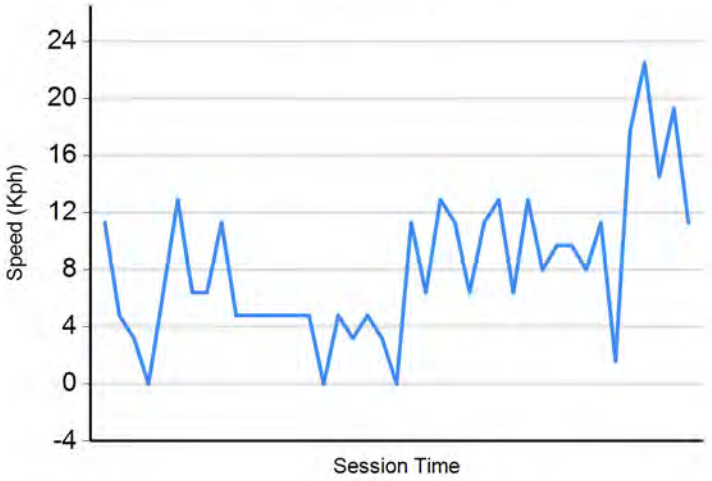

Wind direction

North = 0º/360º Est = 90º South = 180º West= 270º

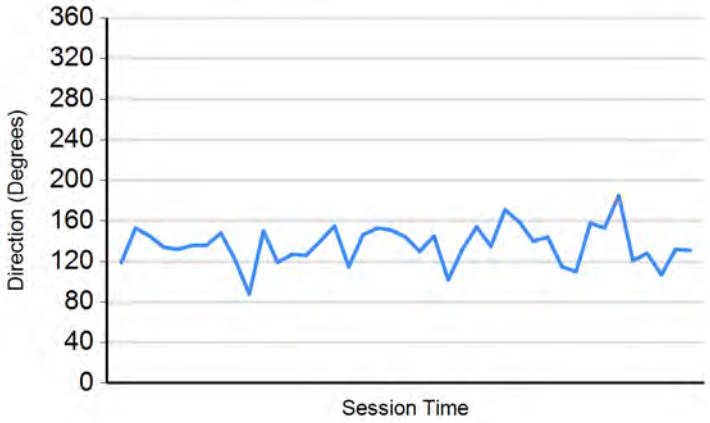

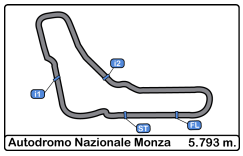

Autodromo Nazionale Monza
Porsche Carrera Cup France
Free Practice - 2
Provisional Results

Clas	Nº	Driver	Nat	Cat	Clas	Team	Nat	Vehicle	Laps	Best	Time	Gap	Interval	Km/h
1	22	Alessandro Ghiretti	FRA	Pro	1	Martinet by Alméras	FRA	Porsche 911 GT3 Cup	10	6	2:04.070			168.0
2	99	Benjamin Paque	BEL	Pro	2	Forestier Racing CLRT	FRA	Porsche 911 GT3 Cup	10	9	2:04.237	0.167	0.167	167.8
3	1	Marvin Klein	FRA	Pro	3	TFT Racing	FRA	Porsche 911 GT3 Cup	11	10	2:04.323	0.253	0.086	167.7
4	5	Mathys Jaubert	FRA	Pro	4	TFT Racing	FRA	Porsche 911 GT3 Cup	12	7	2:04.495	0.425	0.172	167.5
5	98	Dorian Boccolacci	FRA	Pro	5	Forestier Racing CLRT	FRA	Porsche 911 GT3 Cup	12	6	2:05.143	1.073	0.648	166.6
6	27	Marlon Hernandez	FRA	Pro	6	ABM	FRA	Porsche 911 GT3 Cup	13	7	2:05.284	1.214	0.141	166.4
7	77	Jérémy Sarhy	FRA	Pro	7	Racing Technology	FRA	Porsche 911 GT3 Cup	11	10	2:05.581	1.511	0.297	166.0
8	53	Arthur Mathieu	FRA	Pro	8	Martinet by Alméras	FRA	Porsche 911 GT3 Cup	12	8	2:05.611	1.541	0.030	166.0
9	2	Marc Guillot	FRA	Pro-Am	1	HERRERO Racing	FRA	Porsche 911 GT3 Cup	12	7	2:05.741	1.671	0.130	165.8
10	7	Jérôme Boullery	FRA	Pro-Am	2	Racing Technology	FRA	Porsche 911 GT3 Cup	12	11	2:06.049	1.979	0.308	165.4
11	74	Victor Blugeon	FRA	Pro	9	ABM	FRA	Porsche 911 GT3 Cup	11	7	2:06.338	2.268	0.289	165.0
12	76	Louis Perrot	FRA	Pro	10	IMSA LS Group Performance	FRA	Porsche 911 GT3 Cup	12	8	2:06.363	2.293	0.025	165.0
13	56	Frédéric Ancel	FRA	Pro-Am	3	Porsche Lorient Racing	FRA	Porsche 911 GT3 Cup	10	6	2:07.121	3.051	0.758	164.0
14	921	Fernando Monje	ESP	Pro	11	Martinet by Alméras	FRA	Porsche 911 GT3 Cup	12	8	2:07.169	3.099	0.048	163.9
15	29	Louis Rousset	FRA	Pro	12	Forestier Racing CLRT	FRA	Porsche 911 GT3 Cup	11	10	2:07.583	3.513	0.414	163.4
16	911	Christophe Lapierre	FRA	Pro-Am	4	Martinet by Alméras	FRA	Porsche 911 GT3 Cup	12	11	2:07.949	3.879	0.366	162.9
17	12	Ludovic Loeul	FRA	Am	1	Porsche Lorient Racing	FRA	Porsche 911 GT3 Cup	10	9	2:07.952	3.882	0.003	162.9
18	38	Sébastien Dussolliet	FRA	Pro-Am	5	ABM	FRA	Porsche 911 GT3 Cup	12	8	2:08.139	4.069	0.187	162.7
19	89	Bashar Mardini	CAN	Pro-Am	6	Tsunami RT	ITA	Porsche 911 GT3 Cup	12	7	2:08.359	4.289	0.220	162.4
20	49	Karim Ajlani	CHE	Am	2	ABM	FRA	Porsche 911 GT3 Cup	12	8	2:08.501	4.431	0.142	162.2
21	24	Alexandre Leroy	BEL	Am	3	TFT Racing	FRA	Porsche 911 GT3 Cup	12	8	2:08.648	4.578	0.147	162.1
22	59	Maxence Maurice	FRA	Pro-Am	7	IMSA LS Group Performance	FRA	Porsche 911 GT3 Cup	11	4	2:09.184	5.114	0.536	161.4
23	73	Sébastien Poisson	FRA	Am	4	ABM	FRA	Porsche 911 GT3 Cup	12	4	2:09.555	5.485	0.371	160.9
24	91	Alberto De Amicis	ITA	Pro-Am	8	EBI Motors	ITA	Porsche 911 GT3 Cup	11	10	2:10.199	6.129	0.644	160.1
25	80	Johannes Zelger	ITA	Am	5	Tsunami RT	ITA	Porsche 911 GT3 Cup	10	5	2:11.224	7.154	1.025	158.9
26	8	Christian Jaquillard	CHE	Am	6	Racing Technology	FRA	Porsche 911 GT3 Cup	12	5	2:11.377	7.307	0.153	158.7
27	66	Gilles Colombani	FRA	Am	7	Team Clairet Sport	FRA	Porsche 911 GT3 Cup	7	4	2:12.580	8.510	1.203	157.2
28	78	Dominique Bastien	USA	Am	8	Speedlover	BEL	Porsche 911 GT3 Cup	8	4	2:12.963	8.893	0.383	156.8

*** PENALTIES**

CARS #1 - #2 - #8 - #12 - #29 - #38 - #53 - #56 - #59 - #73 - #77 - #78 - #80 - #89 - #98 - #921 SOME LAP TIMES DELETED DUE TRACK LIMITS

Published at:.....

Track Temp: **20.1 °C** Air Temp: **18.9 °C** Humidity: **87 %** Track Status: **WET**

Race Director:

Timekeeper:

Luis García

JOB-1605-ESP/M

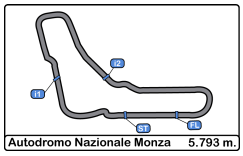

Autodromo Nazionale Monza
Porsche Carrera Cup France
Free Practice - 2
Provisional Results by Category

PORSCHE CARRERA CUP FRANCE

Pro

Clas	Nº	Driver	Nat	Cat	Clas	Team	Nat	Vehicle	Laps	Best	Time	Gap	Interval	Km/h
1	22	Alessandro Ghiretti	FRA	Pro	1	Martinet by Alméras	FRA	Porsche 911 GT3 Cup	10	6	2:04.070			168.0
2	99	Benjamin Paque	BEL	Pro	2	Forestier Racing CLRT	FRA	Porsche 911 GT3 Cup	10	9	2:04.237	0.167	0.167	167.8
3	1	Marvin Klein	FRA	Pro	3	TFT Racing	FRA	Porsche 911 GT3 Cup	11	10	2:04.323	0.253	0.086	167.7
4	5	Mathys Jaubert	FRA	Pro	4	TFT Racing	FRA	Porsche 911 GT3 Cup	12	7	2:04.495	0.425	0.172	167.5
5	98	Dorian Boccolacci	FRA	Pro	5	Forestier Racing CLRT	FRA	Porsche 911 GT3 Cup	12	6	2:05.143	1.073	0.648	166.6
6	27	Marlon Hernandez	FRA	Pro	6	ABM	FRA	Porsche 911 GT3 Cup	13	7	2:05.284	1.214	0.141	166.4
7	77	Jérémy Sarhy	FRA	Pro	7	Racing Technology	FRA	Porsche 911 GT3 Cup	11	10	2:05.581	1.511	0.297	166.0
8	53	Arthur Mathieu	FRA	Pro	8	Martinet by Alméras	FRA	Porsche 911 GT3 Cup	12	8	2:05.611	1.541	0.030	166.0
9	74	Victor Blugeon	FRA	Pro	9	ABM	FRA	Porsche 911 GT3 Cup	11	7	2:06.338	2.268	0.727	165.0
10	76	Louis Perrot	FRA	Pro	10	IMSA LS Group Performance	FRA	Porsche 911 GT3 Cup	12	8	2:06.363	2.293	0.025	165.0
11	921	Fernando Monje	ESP	Pro	11	Martinet by Alméras	FRA	Porsche 911 GT3 Cup	12	8	2:07.169	3.099	0.806	163.9
12	29	Louis Rousset	FRA	Pro	12	Forestier Racing CLRT	FRA	Porsche 911 GT3 Cup	11	10	2:07.583	3.513	0.414	163.4

Pro-Am

Clas	Nº	Driver	Nat	Cat	Clas	Team	Nat	Vehicle	Laps	Best	Time	Gap	Interval	Km/h
1	2	Marc Guillot	FRA	Pro-Am	1	HERRERO Racing	FRA	Porsche 911 GT3 Cup	12	7	2:05.741			165.8
2	7	Jérôme Boullery	FRA	Pro-Am	2	Racing Technology	FRA	Porsche 911 GT3 Cup	12	11	2:06.049	0.308	0.308	165.4
3	56	Frédéric Ancel	FRA	Pro-Am	3	Porsche Lorient Racing	FRA	Porsche 911 GT3 Cup	10	6	2:07.121	1.380	1.072	164.0
4	911	Christophe Lapierre	FRA	Pro-Am	4	Martinet by Alméras	FRA	Porsche 911 GT3 Cup	12	11	2:07.949	2.208	0.828	162.9
5	38	Sébastien Dussolliet	FRA	Pro-Am	5	ABM	FRA	Porsche 911 GT3 Cup	12	8	2:08.139	2.398	0.190	162.7
6	89	Bashar Mardini	CAN	Pro-Am	6	Tsunami RT	ITA	Porsche 911 GT3 Cup	12	7	2:08.359	2.618	0.220	162.4
7	59	Maxence Maurice	FRA	Pro-Am	7	IMSA LS Group Performance	FRA	Porsche 911 GT3 Cup	11	4	2:09.184	3.443	0.825	161.4
8	91	Alberto De Amicis	ITA	Pro-Am	8	EBI Motors	ITA	Porsche 911 GT3 Cup	11	10	2:10.199	4.458	1.015	160.1

Am

Clas	Nº	Driver	Nat	Cat	Clas	Team	Nat	Vehicle	Laps	Best	Time	Gap	Interval	Km/h
1	12	Ludovic Loeul	FRA	Am	1	Porsche Lorient Racing	FRA	Porsche 911 GT3 Cup	10	9	2:07.952			162.9
2	49	Karim Ajlani	CHE	Am	2	ABM	FRA	Porsche 911 GT3 Cup	12	8	2:08.501	0.549	0.549	162.2
3	24	Alexandre Leroy	BEL	Am	3	TFT Racing	FRA	Porsche 911 GT3 Cup	12	8	2:08.648	0.696	0.147	162.1
4	73	Sébastien Poisson	FRA	Am	4	ABM	FRA	Porsche 911 GT3 Cup	12	4	2:09.555	1.603	0.907	160.9
5	80	Johannes Zelger	ITA	Am	5	Tsunami RT	ITA	Porsche 911 GT3 Cup	10	5	2:11.224	3.272	1.669	158.9
6	8	Christian Jaquillard	CHE	Am	6	Racing Technology	FRA	Porsche 911 GT3 Cup	12	5	2:11.377	3.425	0.153	158.7
7	66	Gilles Colombani	FRA	Am	7	Team Clairet Sport	FRA	Porsche 911 GT3 Cup	7	4	2:12.580	4.628	1.203	157.2
8	78	Dominique Bastien	USA	Am	8	Speedlover	BEL	Porsche 911 GT3 Cup	8	4	2:12.963	5.011	0.383	156.8

*** PENALTIES**

CARS #1 - #2 - #8 - #12 - #29 - #38 - #53 - #56 - #59 - #73 - #77 - #78 - #80 - #89 - #98 - #921 SOME LAP TIMES DELETED DUE TRACK LIMITS

Published at:.....

Track Temp: **20.1 °C** Air Temp: **18.9 °C** Humidity: **87 %** Track Status: **WET**

Race Director:

Timekeeper:

Luis García

JOB-1605-ESP/M

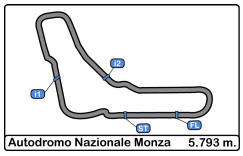

Autodromo Nazionale Monza
Porsche Carrera Cup France
Free Practice - 2
Provisional Results by Class

PORSCHE CARRERA CUP FRANCE

Clas	Nº	Driver	Nat	Cat	Clas	Team	Nat	Vehicle	Laps	Best	Time	Gap	Interval	Km/h
1	22	Alessandro Ghiretti	FRA			Martinet by Alméras	FRA	Porsche 911 GT3 Cup	10	6	2:04.070			168.0
2	1	Marvin Klein	FRA			TFT Racing	FRA	Porsche 911 GT3 Cup	11	10	2:04.323	0.253	0.253	167.7
3	98	Dorian Boccolacci	FRA			Forestier Racing CLRT	FRA	Porsche 911 GT3 Cup	12	6	2:05.143	1.073	0.820	166.6
4	77	Jérémy Sarhy	FRA			Racing Technology	FRA	Porsche 911 GT3 Cup	11	10	2:05.581	1.511	0.438	166.0
5	53	Arthur Mathieu	FRA			Martinet by Alméras	FRA	Porsche 911 GT3 Cup	12	8	2:05.611	1.541	0.030	166.0
6	2	Marc Guillot	FRA			HERRERO Racing	FRA	Porsche 911 GT3 Cup	12	7	2:05.741	1.671	0.130	165.8
7	7	Jérôme Boullery	FRA			Racing Technology	FRA	Porsche 911 GT3 Cup	12	11	2:06.049	1.979	0.308	165.4
8	74	Victor Blugeon	FRA			ABM	FRA	Porsche 911 GT3 Cup	11	7	2:06.338	2.268	0.289	165.0
9	76	Louis Perrot	FRA			IMSA LS Group Performance	FRA	Porsche 911 GT3 Cup	12	8	2:06.363	2.293	0.025	165.0
10	56	Frédéric Ancel	FRA			Porsche Lorient Racing	FRA	Porsche 911 GT3 Cup	10	6	2:07.121	3.051	0.758	164.0
11	921	Fernando Monje	ESP			Martinet by Alméras	FRA	Porsche 911 GT3 Cup	12	8	2:07.169	3.099	0.048	163.9
12	911	Christophe Lapierre	FRA			Martinet by Alméras	FRA	Porsche 911 GT3 Cup	12	11	2:07.949	3.879	0.780	162.9
13	12	Ludovic Loeul	FRA			Porsche Lorient Racing	FRA	Porsche 911 GT3 Cup	10	9	2:07.952	3.882	0.003	162.9
14	38	Sébastien Dussolliet	FRA			ABM	FRA	Porsche 911 GT3 Cup	12	8	2:08.139	4.069	0.187	162.7
15	89	Bashar Mardini	CAN			Tsunami RT	ITA	Porsche 911 GT3 Cup	12	7	2:08.359	4.289	0.220	162.4
16	49	Karim Ajlani	CHE			ABM	FRA	Porsche 911 GT3 Cup	12	8	2:08.501	4.431	0.142	162.2
17	24	Alexandre Leroy	BEL			TFT Racing	FRA	Porsche 911 GT3 Cup	12	8	2:08.648	4.578	0.147	162.1
18	59	Maxence Maurice	FRA			IMSA LS Group Performance	FRA	Porsche 911 GT3 Cup	11	4	2:09.184	5.114	0.536	161.4
19	73	Sébastien Poisson	FRA			ABM	FRA	Porsche 911 GT3 Cup	12	4	2:09.555	5.485	0.371	160.9
20	91	Alberto De Amicis	ITA			EBI Motors	ITA	Porsche 911 GT3 Cup	11	10	2:10.199	6.129	0.644	160.1
21	80	Johannes Zelger	ITA			Tsunami RT	ITA	Porsche 911 GT3 Cup	10	5	2:11.224	7.154	1.025	158.9
22	8	Christian Jaquillard	CHE			Racing Technology	FRA	Porsche 911 GT3 Cup	12	5	2:11.377	7.307	0.153	158.7
23	66	Gilles Colombani	FRA			Team Clairet Sport	FRA	Porsche 911 GT3 Cup	7	4	2:12.580	8.510	1.203	157.2
24	78	Dominique Bastien	USA			Speedlover	BEL	Porsche 911 GT3 Cup	8	4	2:12.963	8.893	0.383	156.8

Rookie

Clas	Nº	Driver	Nat	Cat	Clas	Team	Nat	Vehicle	Laps	Best	Time	Gap	Interval	Km/h
1	99	Benjamin Paque	BEL	R	1	Forestier Racing CLRT	FRA	Porsche 911 GT3 Cup	10	9	2:04.237			167.8
2	5	Mathys Jaubert	FRA	R	2	TFT Racing	FRA	Porsche 911 GT3 Cup	12	7	2:04.495	0.258	0.258	167.5
3	27	Marlon Hernandez	FRA	R	3	ABM	FRA	Porsche 911 GT3 Cup	13	7	2:05.284	1.047	0.789	166.4
4	29	Louis Rousset	FRA	R	4	Forestier Racing CLRT	FRA	Porsche 911 GT3 Cup	11	10	2:07.583	3.346	2.299	163.4

*** PENALTIES**

CARS #1 - #2 - #8 - #12 - #29 - #38 - #53 - #56 - #59 - #73 - #77 - #78 - #80 - #89 - #98 - #921 SOME LAP TIMES DELETED DUE TRACK LIMITS

Published at:.....

Track Temp: **20.1 °C** Air Temp: **18.9 °C** Humidity: **87 %** Track Status: **WET**

Race Director:

Timekeeper:

Luis García

JOB-1605-ESP/M

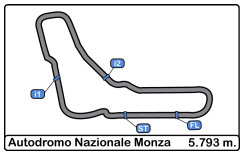

Autodromo Nazionale Monza
Porsche Carrera Cup France
Free Practice - 2
Provisional 2 Fastest Lap Results

Clas	Nº	Driver	Nat	Cat	Clas	Team	Nat	Vehicle	Laps	Best	Time	Gap	Interval	Km/h
1	99	Benjamin Paque	BEL	Pro	1	Forestier Racing CLRT	FRA	Porsche 911 GT3 Cup	10	5	2:04.594			167.8
2	1	Marvin Klein	FRA	Pro	2	TFT Racing	FRA	Porsche 911 GT3 Cup	11	7	2:04.742	0.148	0.148	167.7
3	22	Alessandro Ghiretti	FRA	Pro	3	Martinet by Alméras	FRA	Porsche 911 GT3 Cup	10	4	2:04.778	0.184	0.036	168.0
4	5	Mathys Jaubert	FRA	Pro	4	TFT Racing	FRA	Porsche 911 GT3 Cup	12	4	2:04.862	0.268	0.084	167.5
5	98	Dorian Boccolacci	FRA	Pro	5	Forestier Racing CLRT	FRA	Porsche 911 GT3 Cup	12	7	2:05.561	0.967	0.699	166.6
6	27	Marlon Hernandez	FRA	Pro	6	ABM	FRA	Porsche 911 GT3 Cup	13	6	2:05.694	1.100	0.133	166.4
7	77	Jérémy Sarhy	FRA	Pro	7	Racing Technology	FRA	Porsche 911 GT3 Cup	11	7	2:05.876	1.282	0.182	166.0
8	53	Arthur Mathieu	FRA	Pro	8	Martinet by Alméras	FRA	Porsche 911 GT3 Cup	12	5	2:06.236	1.642	0.360	166.0
9	2	Marc Guillot	FRA	Pro-Am	1	HERRERO Racing	FRA	Porsche 911 GT3 Cup	12	11	2:06.383	1.789	0.147	165.8
10	76	Louis Perrot	FRA	Pro	9	IMSA LS Group Performance	FRA	Porsche 911 GT3 Cup	12	7	2:06.666	2.072	0.283	165.0
11	7	Jérôme Boullery	FRA	Pro-Am	2	Racing Technology	FRA	Porsche 911 GT3 Cup	12	7	2:07.193	2.599	0.527	165.4
12	74	Victor Blugeon	FRA	Pro	10	ABM	FRA	Porsche 911 GT3 Cup	11	5	2:07.211	2.617	0.018	165.0
13	921	Fernando Monje	ESP	Pro	11	Martinet by Alméras	FRA	Porsche 911 GT3 Cup	12	11	2:07.629	3.035	0.418	163.9
14	56	Frédéric Ancel	FRA	Pro-Am	3	Porsche Lorient Racing	FRA	Porsche 911 GT3 Cup	10	4	2:07.770	3.176	0.141	164.0
15	12	Ludovic Loeul	FRA	Am	1	Porsche Lorient Racing	FRA	Porsche 911 GT3 Cup	10	5	2:07.960	3.366	0.190	162.9
16	911	Christophe Lapierre	FRA	Pro-Am	4	Martinet by Alméras	FRA	Porsche 911 GT3 Cup	12	7	2:08.320	3.726	0.360	162.9
17	38	Sébastien Dussolliet	FRA	Pro-Am	5	ABM	FRA	Porsche 911 GT3 Cup	12	11	2:08.437	3.843	0.117	162.7
18	89	Bashar Mardini	CAN	Pro-Am	6	Tsunami RT	ITA	Porsche 911 GT3 Cup	12	6	2:08.772	4.178	0.335	162.4
19	24	Alexandre Leroy	BEL	Am	2	TFT Racing	FRA	Porsche 911 GT3 Cup	12	7	2:09.145	4.551	0.373	162.1
20	49	Karim Ajlani	CHE	Am	3	ABM	FRA	Porsche 911 GT3 Cup	12	5	2:09.197	4.603	0.052	162.2
21	91	Alberto De Amicis	ITA	Pro-Am	7	EBI Motors	ITA	Porsche 911 GT3 Cup	11	7	2:10.542	5.948	1.345	160.1
22	59	Maxence Maurice	FRA	Pro-Am	8	IMSA LS Group Performance	FRA	Porsche 911 GT3 Cup	11	2	2:10.735	6.141	0.193	161.4
23	73	Sébastien Poisson	FRA	Am	4	ABM	FRA	Porsche 911 GT3 Cup	12	8	2:10.820	6.226	0.085	160.9
24	8	Christian Jaquillard	CHE	Am	5	Racing Technology	FRA	Porsche 911 GT3 Cup	12	6	2:12.092	7.498	1.272	158.7
25	66	Gilles Colombani	FRA	Am	6	Team Clairet Sport	FRA	Porsche 911 GT3 Cup	7	3	2:14.231	9.637	2.139	157.2
26	29	Louis Rousset	FRA	Pro	12	Forestier Racing CLRT	FRA	Porsche 911 GT3 Cup	11	5	2:14.336	9.742	0.105	163.4
27	78	Dominique Bastien	USA	Am	7	Speedlover	BEL	Porsche 911 GT3 Cup	8	7	2:14.943	10.349	0.607	156.8
28	80	Johannes Zelger	ITA	Am	8	Tsunami RT	ITA	Porsche 911 GT3 Cup	10	3	2:17.151	12.557	2.208	158.9

*** PENALTIES**

CARS #1 - #2 - #8 - #12 - #29 - #38 - #53 - #56 - #59 - #73 - #77 - #78 - #80 - #89 - #98 - #921 SOME LAP TIMES DELETED DUE TRACK LIMITS

Published at:.....

Track Temp: **20.1 °C** Air Temp: **18.9 °C** Humidity: **87 %** Track Status: **WET**

Race Director:

Timekeeper:

Luis García

JOB-1605-ESP/M

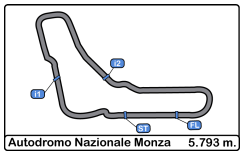

Autodromo Nazionale Monza
Porsche Carrera Cup France
Free Practice - 2
Lap Analysis

PORSCHE CARRERA CUP FRANCE

1 — Marvin Klein — Porsche 911 GT3 Cup
Pro — TFT Racing

Lap	D	Time	Sector 1	Sector 2	Sector 3	T. Spd	Elapsed
1		17:42:36.895	17:41:02.954	46.177	47.764	131.3	17:42:36.895
2		2:06.627	38.854	43.226	44.547	193.2	17:44:43.522
3		2:04.981	38.071	42.962	43.948	216.0	17:46:48.503
4		~~2:17.342~~	P 38.837	43.596	54.909	185.2	17:49:05.845
5		5:41.384	4:13.758	43.636	43.990	165.8	17:54:47.229
6		2:05.890	39.037	43.212	43.641	225.0	17:56:53.119
7		2:04.742	37.953	43.510	43.279	213.0	17:58:57.861
8		3:56.078	P 59.054	1:22.275	1:34.749	218.1	18:02:53.939
9		6:10.219	4:43.227	43.596	43.396	168.7	18:09:04.158
10		2:04.323	37.910	43.148	43.265	227.8	18:11:08.481
11		~~3:37.782~~	P 41.935	1:21.600	1:34.247	219.0	18:14:46.263

2 — Marc Guillot — Porsche 911 GT3 Cup
Pro-Am — HERRERO Racing

Lap	D	Time	Sector 1	Sector 2	Sector 3	T. Spd	Elapsed
1		17:42:41.951	17:41:08.675	46.125	47.151	126.6	17:42:41.951
2		2:09.952	40.209	44.111	45.632	177.0	17:44:51.903
3		2:07.104	38.991	43.583	44.530	197.8	17:46:59.007
4		2:06.415	38.416	43.691	44.308	222.6	17:49:05.422
5		~~2:08.850~~	38.431	44.611	45.808	210.5	17:51:14.272
6		2:10.768	38.993	44.038	47.737	194.9	17:53:25.040
7		2:05.741	37.939	43.864	43.938	222.6	17:55:30.781
8		2:07.252	38.354	44.375	44.523	217.3	17:57:38.033
9		2:21.456	P 38.184	43.724	59.548	225.4	17:59:59.489
10		9:06.934	7:38.956	44.222	43.756	163.8	18:09:06.423
11		2:06.383	38.729	44.048	43.606	235.8	18:11:12.806
12		3:35.250	P 43.229	1:17.395	1:34.626	227.3	18:14:48.056

5 — Mathys Jaubert — Porsche 911 GT3 Cup
Pro — TFT Racing

Lap	D	Time	Sector 1	Sector 2	Sector 3	T. Spd	Elapsed
1		17:42:41.564	17:41:09.961	45.832	45.771	132.1	17:42:41.564
2		2:07.789	39.033	43.617	45.139	190.4	17:44:49.353
3		2:05.569	38.297	43.280	43.992	208.0	17:46:54.922
4		2:04.862	38.049	43.178	43.635	202.6	17:48:59.784
5		2:05.141	38.268	43.313	43.560	207.6	17:51:04.925
6		2:05.744	38.051	43.388	44.305	214.2	17:53:10.669
7		2:04.495	38.056	43.264	43.175	213.0	17:55:15.164
8		2:12.286	37.842	48.221	46.223	219.5	17:57:27.450
9		2:16.478	P 37.896	42.890	55.692	216.8	17:59:43.928
10		7:59.841	6:31.044	44.753	44.044	102.4	18:07:43.769
11		2:04.966	37.961	43.544	43.461	210.1	18:09:48.735
12		2:20.000	P 37.757	43.054	59.189	220.8	18:12:08.735

7 — Jérôme Boullery — Porsche 911 GT3 Cup
Pro-Am — Racing Technology

Lap	D	Time	Sector 1	Sector 2	Sector 3	T. Spd	Elapsed
1		17:43:00.128	17:41:25.722	47.114	47.292	115.2	17:43:00.128
2		2:12.913	42.226	45.238	45.449	163.6	17:45:13.041
3		2:11.561	39.886	46.280	45.395	179.7	17:47:24.602
4		2:10.756	39.991	46.193	44.572	183.9	17:49:35.358
5		2:08.953	39.974	44.925	44.054	178.8	17:51:44.311
6		2:08.033	38.731	44.807	44.495	198.1	17:53:52.344
7		2:07.193	38.761	44.155	44.277	192.1	17:55:59.537
8		2:08.391	39.305	45.440	43.646	188.1	17:58:07.928
9		2:33.323	P 39.178	48.057	1:06.088	185.8	18:00:41.251
10		6:58.666	5:30.744	44.101	43.821	117.1	18:07:39.917
11		2:06.049	38.616	44.024	43.409	198.8	18:09:45.966
12		2:21.132	P 38.541	44.022	58.569	192.5	18:12:07.098

8 — Christian Jaquillard — Porsche 911 GT3 Cup
Am — Racing Technology

Lap	D	Time	Sector 1	Sector 2	Sector 3	T. Spd	Elapsed
1		17:43:06.907	17:41:29.044	48.942	48.921	117.0	17:43:06.907
2		2:17.982	44.496	45.881	47.605	162.6	17:45:24.889
3		~~2:15.008~~	40.870	47.157	46.981	184.9	17:47:39.897
4		2:13.935	41.032	46.614	46.289	179.7	17:49:53.832
5		2:11.377	40.131	45.853	45.393	190.1	17:52:05.209
6		2:12.092	41.002	45.404	45.686	200.3	17:54:17.301
7		~~2:13.132~~	40.084	45.700	47.348	191.8	17:56:30.433
8		2:15.505	44.336	45.716	45.453	212.5	17:58:45.938
9		2:48.008	P 45.016	54.729	1:08.263	174.1	18:01:33.946
10		6:39.671	5:06.991	45.923	46.757	143.2	18:08:13.617
11		2:13.143	40.754	46.989	45.400	180.0	18:10:26.760
12		2:29.933	P 40.303	46.242	1:03.388	183.9	18:12:56.693

12 — Ludovic Loeul — Porsche 911 GT3 Cup
Am — Porsche Lorient Racing

Lap	D	Time	Sector 1	Sector 2	Sector 3	T. Spd	Elapsed
1		17:47:22.635	17:45:46.705	48.364	47.566	91.3	17:47:22.635
2		2:09.882	39.964	44.879	45.039	173.3	17:49:32.517
3		~~2:08.585~~	38.995	44.996	44.594	190.8	17:51:41.102
4		2:09.834	40.238	44.540	45.056	165.8	17:53:50.936
5		2:07.960	38.704	44.878	44.378	189.8	17:55:58.896
6		2:08.700	39.148	45.390	44.162	197.0	17:58:07.596
7		2:37.649	P 38.779	51.491	1:07.379	191.8	18:00:45.245
8		7:55.265	6:25.566	45.138	44.561	150.4	18:08:40.510
9		2:07.952	39.029	44.810	44.113	186.2	18:10:48.462
10		2:27.183	P 38.291	47.190	1:01.702	207.6	18:13:15.645

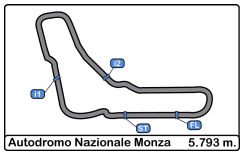

Autodromo Nazionale Monza
Porsche Carrera Cup France
Free Practice - 2
Lap Analysis

PORSCHE CARRERA CUP FRANCE

22 — Alessandro Ghiretti — Porsche 911 GT3 Cup
Pro — Martinet by Alméras

Lap	D	Time	Sector 1	Sector 2	Sector 3	T. Spd	Elapsed
1		17:42:15.987	17:40:47.813	43.805	44.369	140.4	17:42:15.987
2		2:05.597	38.298	43.220	44.079	205.7	17:44:21.584
3		2:05.586	38.168	43.699	43.719	211.7	17:46:27.170
4		2:04.778	37.924	43.096	43.758	222.2	17:48:31.948
5		2:14.233	37.856	43.445	52.932	231.2	17:50:46.181
6		2:04.070	37.706	43.084	43.280	227.3	17:52:50.251
7		2:19.947	P 41.079	44.976	53.892	240.5	17:55:10.198
8		12:17.032	P 10:36.839	46.499	53.694	182.7	18:07:27.230
9		2:52.189	1:24.491	44.015	43.683	151.2	18:10:19.419
10		2:23.412	P 38.016	43.064	1:02.332	234.2	18:12:42.831

24 — Alexandre Leroy — Porsche 911 GT3 Cup
Am — TFT Racing

Lap	D	Time	Sector 1	Sector 2	Sector 3	T. Spd	Elapsed
1		17:42:58.180	17:41:17.778	51.930	48.472	134.1	17:42:58.180
2		2:14.046	42.989	45.048	46.009	160.9	17:45:12.226
3		2:12.359	40.101	46.390	45.868	199.2	17:47:24.585
4		2:13.013	41.858	45.948	45.207	166.1	17:49:37.598
5		2:09.594	39.582	45.376	44.636	182.4	17:51:47.192
6		2:10.858	39.977	45.784	45.097	185.5	17:53:58.050
7		2:09.145	39.517	44.854	44.774	194.5	17:56:07.195
8		2:08.648	39.482	44.511	44.655	181.8	17:58:15.843
9		2:41.563	P 39.536	54.782	1:07.245	168.7	18:00:57.406
10		6:52.381	5:21.400	45.767	45.214	136.3	18:07:49.787
11		2:11.550	40.830	45.480	45.240	169.5	18:10:01.337
12		2:30.863	P 39.512	46.284	1:05.067	177.6	18:12:32.200

27 — Marlon Hernandez — Porsche 911 GT3 Cup
Pro — ABM

Lap	D	Time	Sector 1	Sector 2	Sector 3	T. Spd	Elapsed
1		17:42:30.781	17:40:58.631	46.863	45.287	146.5	17:42:30.781
2		2:08.515	39.709	44.155	44.651	183.0	17:44:39.296
3		2:07.177	38.728	43.803	44.646	194.9	17:46:46.473
4		2:06.404	38.509	44.029	43.866	196.7	17:48:52.877
5		2:06.667	38.494	44.224	43.949	197.0	17:50:59.544
6		2:05.694	38.201	43.620	43.873	209.7	17:53:05.238
7		2:05.284	37.706	43.703	43.875	221.3	17:55:10.522
8		2:06.159	37.935	43.253	44.971	216.0	17:57:16.681
9		2:14.976	P 37.964	43.972	53.040	214.2	17:59:31.657
10		7:51.796	6:22.636	44.058	45.102	163.1	18:07:23.453
11		2:06.828	38.036	44.204	44.588	196.3	18:09:30.281
12		2:05.359	37.867	43.640	43.852	217.3	18:11:35.640
13		3:19.192	P 43.166	57.795	1:38.231	162.1	18:14:54.832

29 — Louis Rousset — Porsche 911 GT3 Cup
Pro — Forestier Racing CLRT

Lap	D	Time	Sector 1	Sector 2	Sector 3	T. Spd	Elapsed
1		~~17:42:55.621~~	17:41:20.598	46.816	48.207	125.1	17:42:55.621
2		~~2:12.198~~	42.242	44.433	45.523	183.0	17:45:07.819
3		2:37.468	41.059	1:10.597	45.812	181.5	17:47:45.287
4		2:21.539	40.034	48.268	53.237	185.2	17:50:06.826
5		2:14.336	44.589	45.102	44.645	191.8	17:52:21.162
6		~~2:15.606~~	P 39.398	43.788	52.420	194.9	17:54:36.768
7		4:30.003	3:01.579	44.274	44.150	195.6	17:59:06.771
8		2:47.342	P 48.548	55.210	1:03.584	204.5	18:01:54.113
9		5:29.587	3:59.662	44.499	45.426	161.1	18:07:23.700
10		2:07.583	39.240	43.738	44.605	189.4	18:09:31.283
11		8:28.344	P 38.406	43.450	7:06.488	213.8	18:17:59.627

38 — Sébastien Dussolliet — Porsche 911 GT3 Cup
Pro-Am — ABM

Lap	D	Time	Sector 1	Sector 2	Sector 3	T. Spd	Elapsed
1		17:42:24.104	17:40:50.904	46.041	47.159	163.6	17:42:24.104
2		2:11.947	41.486	44.909	45.552	145.5	17:44:36.051
3		2:08.754	39.671	44.240	44.843	174.4	17:46:44.805
4		2:10.891	39.627	45.428	45.836	177.6	17:48:55.696
5		2:11.392	40.341	46.399	44.652	166.9	17:51:07.088
6		~~2:09.284~~	39.916	44.761	44.607	167.1	17:53:16.372
7		2:08.694	38.982	44.459	45.253	188.8	17:55:25.066
8		2:08.139	38.877	44.554	44.708	190.1	17:57:33.205
9		2:18.952	P 38.930	44.680	55.342	185.5	17:59:52.157
10		7:42.781	6:08.588	48.447	45.746	156.0	18:07:34.938
11		2:08.437	38.824	45.004	44.609	198.5	18:09:43.375
12		2:20.997	P 38.820	45.075	57.102	195.2	18:12:04.372

49 — Karim Ajlani — Porsche 911 GT3 Cup
Am — ABM

Lap	D	Time	Sector 1	Sector 2	Sector 3	T. Spd	Elapsed
1		17:42:45.095	17:41:05.207	48.886	51.002	147.7	17:42:45.095
2		2:14.743	40.987	46.527	47.229	173.3	17:44:59.838
3		2:12.088	41.043	44.989	46.056	176.1	17:47:11.926
4		2:09.642	39.754	44.567	45.321	188.1	17:49:21.568
5		2:09.197	39.583	44.763	44.851	196.3	17:51:30.765
6		2:25.085	47.799	48.251	49.035	206.1	17:53:55.850
7		2:09.653	39.909	45.167	44.577	186.8	17:56:05.503
8		2:08.501	38.837	45.077	44.587	206.1	17:58:14.004
9		2:37.086	P 39.447	51.736	1:05.903	188.1	18:00:51.090
10		6:47.640	5:14.939	45.861	46.840	160.4	18:07:38.730
11		2:14.154	42.030	47.507	44.617	179.1	18:09:52.884
12		2:32.330	P 46.116	44.970	1:01.244	215.5	18:12:25.214

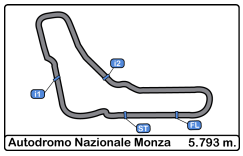

Autodromo Nazionale Monza
Porsche Carrera Cup France
Free Practice - 2
Lap Analysis

PORSCHE CARRERA CUP FRANCE

53 — Arthur Mathieu — Porsche 911 GT3 Cup
Pro — Martinet by Alméras

Lap	D	Time	Sector 1	Sector 2	Sector 3	T. Spd	Elapsed
1		17:43:35.695	17:42:04.456	45.959	45.280	145.7	17:43:35.695
2		2:09.206	39.312	45.197	44.697	181.2	17:45:44.901
3		2:08.028	39.342	44.093	44.593	173.0	17:47:52.929
4		2:07.680	38.578	44.310	44.792	199.2	17:50:00.609
5		2:06.236	38.051	44.005	44.180	222.6	17:52:06.845
6		~~2:06.805~~	38.245	44.526	44.034	210.9	17:54:13.650
7		2:07.561	38.980	44.817	43.764	234.2	17:56:21.211
8		2:05.611	38.037	43.826	43.748	216.0	17:58:26.822
9		2:36.158	P 37.769	48.544	1:09.845	220.8	18:01:02.980
10		7:14.268	5:44.681	45.148	44.439	149.1	18:08:17.248
11		2:07.876	38.580	44.182	45.114	200.7	18:10:25.124
12		2:25.556	P 38.223	45.466	1:01.867	211.3	18:12:50.680

56 — Frédéric Ancel — Porsche 911 GT3 Cup
Pro-Am — Porsche Lorient Racing

Lap	D	Time	Sector 1	Sector 2	Sector 3	T. Spd	Elapsed
1		17:47:37.601	17:46:02.743	48.861	45.997	154.9	17:47:37.601
2		~~2:11.021~~	40.084	45.638	45.299	189.4	17:49:48.622
3		2:07.857	38.793	44.756	44.308	203.0	17:51:56.479
4		2:07.770	38.726	44.782	44.262	201.1	17:54:04.249
5		~~2:10.866~~	40.689	45.940	44.237	170.8	17:56:15.115
6		2:07.121	38.682	44.647	43.792	200.3	17:58:22.236
7		2:39.559	P 38.770	51.594	1:09.195	201.4	18:01:01.795
8		7:52.476	6:21.376	45.499	45.601	159.5	18:08:54.271
9		2:11.843	43.034	45.178	43.631	210.5	18:11:06.114
10		2:41.445	P 41.496	53.225	1:06.724	193.5	18:13:47.559

59 — Maxence Maurice — Porsche 911 GT3 Cup
Pro-Am — IMSA LS Group Performance

Lap	D	Time	Sector 1	Sector 2	Sector 3	T. Spd	Elapsed
1		~~17:42:21.755~~	17:40:48.812	46.554	46.389	153.8	17:42:21.755
2		2:10.735	40.150	45.554	45.031	179.1	17:44:32.490
3		~~2:06.698~~	37.872	44.030	44.796	204.5	17:46:39.188
4		2:09.184	39.207	45.119	44.858	195.2	17:48:48.372
5		~~2:23.371~~	39.249	59.800	44.322	187.5	17:51:11.743
6		2:16.218	P 38.625	44.270	53.323	203.3	17:53:27.961
7		4:11.222	2:40.093	45.332	45.797	156.0	17:57:39.183
8		2:23.849	P 38.814	44.634	1:00.401	193.5	18:00:03.032
9		7:41.556	5:54.684	44.865	1:02.007	146.1	18:07:44.588
10		2:14.564	45.232	44.665	44.667	154.0	18:09:59.152
11		2:23.484	P 39.372	44.566	59.546	193.8	18:12:22.636

66 — Gilles Colombani — Porsche 911 GT3 Cup
Am — Team Clairet Sport

Lap	D	Time	Sector 1	Sector 2	Sector 3	T. Spd	Elapsed
1		17:50:05.233	17:48:29.739	47.593	47.901	155.1	17:50:05.233
2		2:15.469	40.743	48.347	46.379	179.4	17:52:20.702
3		2:14.231	41.390	45.907	46.934	160.0	17:54:34.933
4		2:12.580	41.856	45.211	45.513	169.2	17:56:47.513
5		8:14.720	P 40.129	47.443	6:47.148	181.2	18:05:02.233
6		5:46.075	4:11.474	47.123	47.478	145.5	18:10:48.308
7		2:31.793	P 41.028	48.248	1:02.517	162.1	18:13:20.101

73 — Sébastien Poisson — Porsche 911 GT3 Cup
Am — ABM

Lap	D	Time	Sector 1	Sector 2	Sector 3	T. Spd	Elapsed
1		17:42:38.559	17:41:00.034	47.904	50.621	137.4	17:42:38.559
2		2:17.669	45.493	45.795	46.381	159.2	17:44:56.228
3		2:13.328	42.808	44.962	45.558	158.5	17:47:09.556
4		2:09.555	39.990	44.769	44.796	179.7	17:49:19.111
5		~~2:07.913~~	38.953	44.697	44.263	191.4	17:51:27.024
6		2:27.417	52.780	48.854	45.783	183.0	17:53:54.441
7		2:14.429	39.711	49.650	45.068	185.8	17:56:08.870
8		2:10.820	39.574	45.591	45.655	179.4	17:58:19.690
9		2:39.867	P 39.240	52.787	1:07.840	196.3	18:00:59.557
10		7:44.152	6:13.644	45.651	44.857	137.9	18:08:43.709
11		2:13.091	42.905	44.969	45.217	194.5	18:10:56.800
12		2:31.808	P 39.609	46.770	1:05.429	190.8	18:13:28.608

74 — Victor Blugeon — Porsche 911 GT3 Cup
Pro — ABM

Lap	D	Time	Sector 1	Sector 2	Sector 3	T. Spd	Elapsed
1		17:44:19.491	17:42:38.097	50.033	51.361	129.9	17:44:19.491
2		2:12.942	42.168	45.077	45.697	183.3	17:46:32.433
3		2:12.961	38.718	43.941	50.302	206.1	17:48:45.394
4		2:07.793	39.055	43.962	44.776	199.2	17:50:53.187
5		2:07.211	38.645	44.226	44.340	210.1	17:53:00.398
6		2:07.440	38.150	44.991	44.299	212.5	17:55:07.838
7		2:06.338	38.615	43.914	43.809	217.7	17:57:14.176
8		2:21.875	P 43.697	44.340	53.838	224.5	17:59:36.051
9		8:09.657	6:38.307	46.140	45.210	97.2	18:07:45.708
10		2:08.135	39.144	44.820	44.171	186.5	18:09:53.843
11		2:18.904	P 38.676	44.307	55.921	203.3	18:12:12.747

76 — Louis Perrot — Porsche 911 GT3 Cup
Pro — IMSA LS Group Performance

Lap	D	Time	Sector 1	Sector 2	Sector 3	T. Spd	Elapsed
1		17:42:28.207	17:40:53.310	45.668	49.229	155.6	17:42:28.207
2		2:08.695	39.546	44.143	45.006	175.6	17:44:36.902
3		2:09.645	39.619	44.662	45.364	182.7	17:46:46.547
4		2:08.429	39.746	44.215	44.468	188.4	17:48:54.976
5		2:07.408	38.548	44.413	44.447	193.8	17:51:02.384
6		2:07.879	38.281	45.352	44.246	203.0	17:53:10.263
7		2:06.666	38.179	44.386	44.101	210.9	17:55:16.929
8		2:06.363	38.059	44.389	43.915	208.4	17:57:23.292
9		2:17.519	P 38.359	44.954	54.206	208.8	17:59:40.811
10		8:33.209	7:03.001	44.691	45.517	177.6	18:08:14.020
11		2:11.616	38.683	44.155	48.778	207.6	18:10:25.636
12		2:26.823	P 38.704	45.636	1:02.483	205.7	18:12:52.459

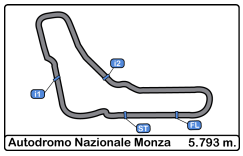

Autodromo Nazionale Monza
Porsche Carrera Cup France
Free Practice - 2
Lap Analysis

PORSCHE CARRERA CUP FRANCE

77 — Jérémy Sarhy — Porsche 911 GT3 Cup
Pro — Racing Technology

Lap	D	Time	Sector 1	Sector 2	Sector 3	T. Spd	Elapsed
1		~~17:42:45.903~~	17:41:12.958	46.917	46.028	147.3	17:42:45.903
2		2:10.657	41.233	44.501	44.923	177.9	17:44:56.560
3		2:07.152	39.018	43.412	44.722	197.8	17:47:03.712
4		2:07.127	39.113	43.613	44.401	183.6	17:49:10.839
5		2:06.649	38.309	44.287	44.053	206.5	17:51:17.488
6		~~2:05.853~~	38.082	42.937	44.834	213.8	17:53:23.341
7		2:05.876	38.549	43.705	43.622	214.7	17:55:29.217
8		2:14.678	39.245	44.452	50.981	221.3	17:57:43.895
9		~~9:55.081~~	8:26.495	44.346	44.240	132.1	18:07:38.976
10		2:05.581	38.367	43.874	43.340	208.8	18:09:44.557
11		2:18.651	38.553	44.060	56.038	199.2	18:12:03.208

78 — Dominique Bastien — Porsche 911 GT3 Cup
Am — Speedlover

Lap	D	Time	Sector 1	Sector 2	Sector 3	T. Spd	Elapsed
1		17:51:38.947	17:49:53.449	54.900	50.598	103.9	17:51:38.947
2		2:24.721	46.492	49.190	49.039	154.9	17:54:03.668
3		2:19.513	42.926	48.603	47.984	178.5	17:56:23.181
4		2:12.963	40.490	45.673	46.800	170.6	17:58:36.144
5		2:43.529	39.579	52.795	1:11.155	203.7	18:01:19.673
6		~~6:39.341~~	4:57.305	51.834	50.202	131.0	18:07:59.014
7		2:14.943	41.616	46.612	46.715	165.3	18:10:13.957
8		2:35.060	44.917	47.772	1:02.371	197.4	18:12:49.017

80 — Johannes Zelger — Porsche 911 GT3 Cup
Am — Tsunami RT

Lap	D	Time	Sector 1	Sector 2	Sector 3	T. Spd	Elapsed
1		17:43:24.780	17:41:39.382	52.378	53.020	120.4	17:43:24.780
2		2:19.676	44.515	46.900	48.261	157.6	17:45:44.456
3		2:17.151	43.407	46.216	47.528	162.8	17:48:01.607
4		~~2:11.380~~	40.633	44.084	46.663	184.6	17:50:12.987
5		2:11.224	40.199	45.446	45.579	193.5	17:52:24.211
6		2:30.319	44.462	47.209	58.648	196.7	17:54:54.530
7		5:19.131	3:21.119	50.281	1:07.731	129.4	18:00:13.661
8		7:43.678	6:10.461	46.191	47.026	158.5	18:07:57.339
9		~~2:10.286~~	39.946	44.427	45.913	184.9	18:10:07.625
10		2:29.399	39.655	44.837	1:04.907	194.9	18:12:37.024

89 — Bashar Mardini — Porsche 911 GT3 Cup
Pro-Am — Tsunami RT

Lap	D	Time	Sector 1	Sector 2	Sector 3	T. Spd	Elapsed
1		17:43:21.261	17:41:38.410	51.503	51.348	116.6	17:43:21.261
2		~~2:20.694~~	45.383	47.158	48.153	162.4	17:45:41.955
3		2:20.842	45.144	45.523	50.175	175.0	17:48:02.797
4		2:11.821	41.862	44.590	45.369	163.8	17:50:14.618
5		2:10.240	39.117	45.362	45.761	192.5	17:52:24.858
6		2:08.772	38.768	44.426	45.578	213.0	17:54:33.630
7		2:08.359	38.467	44.774	45.118	201.1	17:56:41.989
8		~~2:07.168~~	38.495	43.276	45.397	204.1	17:58:49.157
9		2:46.981	43.391	54.977	1:08.613	187.5	18:01:36.138
10		6:11.293	4:40.108	45.320	45.865	101.1	18:07:47.431
11		2:08.952	40.359	43.916	44.677	170.3	18:09:56.383
12		2:22.499	38.425	43.703	1:00.371	194.2	18:12:18.882

91 — Alberto De Amicis — Porsche 911 GT3 Cup
Pro-Am — EBI Motors

Lap	D	Time	Sector 1	Sector 2	Sector 3	T. Spd	Elapsed
1		17:42:51.812	17:41:10.811	50.675	50.326	134.3	17:42:51.812
2		2:14.936	42.947	45.239	46.750	166.6	17:45:06.748
3		2:13.767	40.770	46.281	46.716	193.2	17:47:20.515
4		2:13.931	41.127	46.463	46.341	166.4	17:49:34.446
5		2:14.798	40.688	48.133	45.977	187.1	17:51:49.244
6		2:12.511	40.386	45.661	46.464	185.2	17:54:01.755
7		2:10.542	39.504	45.469	45.569	191.1	17:56:12.297
8		2:21.461	40.160	46.857	54.444	186.2	17:58:33.758
9		9:17.494	7:46.243	46.211	45.040	139.7	18:07:51.252
10		2:10.199	40.654	44.777	44.768	174.1	18:10:01.451
11		2:26.463	40.354	44.835	1:01.274	166.6	18:12:27.914

98 — Dorian Boccolacci — Porsche 911 GT3 Cup
Pro — Forestier Racing CLRT

Lap	D	Time	Sector 1	Sector 2	Sector 3	T. Spd	Elapsed
1		17:42:38.780	17:41:06.263	45.926	46.591	137.2	17:42:38.780
2		2:08.194	40.136	43.764	44.294	188.8	17:44:46.974
3		2:07.171	38.177	45.020	43.974	209.7	17:46:54.145
4		2:12.409	42.163	46.270	43.976	213.0	17:49:06.554
5		2:06.800	39.218	43.916	43.666	191.8	17:51:13.354
6		2:05.143	38.004	43.362	43.777	201.8	17:53:18.497
7		2:05.561	38.177	43.454	43.930	204.1	17:55:24.058
8		2:13.150	37.705	44.466	50.979	213.0	17:57:37.208
9		9:45.783	8:11.719	46.190	47.874	171.4	18:07:22.991
10		2:06.293	37.928	44.415	43.950	203.7	18:09:29.284
11		~~2:03.783~~	37.668	43.076	43.039	229.7	18:11:33.067
12		3:20.812	44.789	57.748	1:38.275	163.6	18:14:53.879

99 — Benjamin Paque — Porsche 911 GT3 Cup
Pro — Forestier Racing CLRT

Lap	D	Time	Sector 1	Sector 2	Sector 3	T. Spd	Elapsed
1		17:44:16.434	17:42:46.640	44.020	45.774	150.6	17:44:16.434
2		2:06.893	38.736	43.207	44.950	197.4	17:46:23.327
3		2:05.690	37.841	43.112	44.737	214.2	17:48:29.017
4		2:06.712	38.897	43.386	44.429	191.8	17:50:35.729
5		2:04.594	37.800	43.069	43.725	212.5	17:52:40.323
6		2:18.107	38.314	45.358	54.435	198.5	17:54:58.430
7		12:23.382	10:52.796	44.327	46.259	159.2	18:07:21.812
8		2:04.641	38.273	43.050	43.318	201.1	18:09:26.453
9		2:04.237	37.739	43.145	43.353	210.1	18:11:30.690
10		3:20.823	44.684	59.388	1:36.751	161.1	18:14:51.513

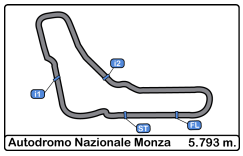

Autodromo Nazionale Monza
Porsche Carrera Cup France
Free Practice - 2
Lap Analysis

PORSCHE CARRERA CUP FRANCE

911 — Christophe Lapierre — Porsche 911 GT3 Cup

Pro-Am — Martinet by Alméras

Lap	D	Time	Sector 1	Sector 2	Sector 3	T. Spd	Elapsed
1		17:42:50.698	17:41:15.704	47.537	47.457	138.1	17:42:50.698
2		2:13.118	40.919	45.147	47.052	186.2	17:45:03.816
3		2:11.786	41.152	44.609	46.025	195.6	17:47:15.602
4		2:09.521	39.471	44.471	45.579	208.0	17:49:25.123
5		2:09.394	39.393	44.503	45.498	203.7	17:51:34.517
6		2:09.149	39.075	44.355	45.719	201.1	17:53:43.666
7		2:08.320	38.945	44.229	45.146	202.6	17:55:51.986
8		2:08.708	38.580	45.126	45.002	219.0	17:58:00.694
9		2:23.787	P 38.561	45.022	1:00.204	222.6	18:00:24.481
10		7:05.176	5:34.662	44.907	45.607	158.8	18:07:29.657
11		2:07.949	38.765	44.248	44.936	210.1	18:09:37.606
12		2:19.022	P 38.310	44.505	56.207	219.9	18:11:56.628

921 — Fernando Monje — Porsche 911 GT3 Cup

Pro — Martinet by Alméras

Lap	D	Time	Sector 1	Sector 2	Sector 3	T. Spd	Elapsed
1		17:43:52.939	17:42:19.675	46.298	46.966	173.6	17:43:52.939
2		2:09.606	39.843	44.397	45.366	171.4	17:46:02.545
3		2:07.824	38.948	43.982	44.894	191.4	17:48:10.369
4		2:10.067	38.420	44.141	47.506	207.2	17:50:20.436
5		~~2:07.723~~	38.406	44.922	44.395	195.2	17:52:28.159
6		2:08.217	38.862	44.807	44.548	204.9	17:54:36.376
7		2:08.261	38.721	44.521	45.019	206.1	17:56:44.637
8		2:07.169	38.474	44.433	44.262	195.6	17:58:51.806
9		2:47.881	P 42.048	54.450	1:11.383	208.4	18:01:39.687
10		6:52.266	5:22.823	45.007	44.436	178.5	18:08:31.953
11		2:07.629	39.095	44.648	43.886	189.1	18:10:39.582
12		2:25.903	P 38.191	45.371	1:02.341	211.7	18:13:05.485

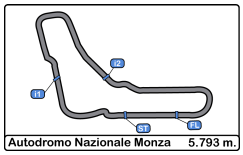

Autodromo Nazionale Monza
Porsche Carrera Cup France
Free Practice - 2
Best Sectors Results

	Sector - 1			Sector - 2			Sector - 3			Ideal Lap vs Best Lap					
Clas	Nº	Driver	Time	Nº	Driver	Time	Nº	Driver	Time	Clas	Nº	Driver	Ideal Lap	Best Lap	Clas
1	98	Dorian Boccolacci	37.668	5	Mathys Jaubert	42.890	98	Dorian Boccolacci	43.039	1	98	Dorian Boccolacci	2:03.783	2:05.143	5
2	22	Alessandro Ghiretti	37.706	77	Jérémy Sarhy	42.937	5	Mathys Jaubert	43.175	2	5	Mathys Jaubert	2:03.822	2:04.495	4
3	27	Marlon Hernandez	37.706	1	Marvin Klein	42.962	1	Marvin Klein	43.265	3	22	Alessandro Ghiretti	2:04.050	2:04.070	1
4	99	Benjamin Paque	37.739	99	Benjamin Paque	43.050	22	Alessandro Ghiretti	43.280	4	99	Benjamin Paque	2:04.107	2:04.237	2
5	5	Mathys Jaubert	37.757	22	Alessandro Ghiretti	43.064	99	Benjamin Paque	43.318	5	1	Marvin Klein	2:04.137	2:04.323	3
6	53	Arthur Mathieu	37.769	98	Dorian Boccolacci	43.076	77	Jérémy Sarhy	43.340	6	77	Jérémy Sarhy	2:04.359	2:05.581	7
7	59	Maxence Maurice	37.872	27	Marlon Hernandez	43.253	7	Jérôme Boullery	43.409	7	27	Marlon Hernandez	2:04.811	2:05.284	6
8	1	Marvin Klein	37.910	89	Bashar Mardini	43.276	2	Marc Guillot	43.606	8	2	Marc Guillot	2:05.128	2:05.741	9
9	2	Marc Guillot	37.939	29	Louis Rousset	43.450	56	Frédéric Ancel	43.631	9	53	Arthur Mathieu	2:05.343	2:05.611	8
10	76	Louis Perrot	38.059	2	Marc Guillot	43.583	53	Arthur Mathieu	43.748	10	74	Victor Blugeon	2:05.873	2:06.338	11
11	77	Jérémy Sarhy	38.082	53	Arthur Mathieu	43.826	74	Victor Blugeon	43.809	11	7	Jérôme Boullery	2:05.972	2:06.049	10
12	74	Victor Blugeon	38.150	74	Victor Blugeon	43.914	27	Marlon Hernandez	43.852	12	29	Louis Rousset	2:06.006	2:07.583	15
13	92	Fernando Monje	38.191	921	Fernando Monje	43.982	921	Fernando Monje	43.886	13	921	Fernando Monje	2:06.059	2:07.169	14
14	12	Ludovic Loeul	38.291	7	Jérôme Boullery	44.022	76	Louis Perrot	43.915	14	76	Louis Perrot	2:06.117	2:06.363	12
15	91	Christophe Lapierre	38.310	59	Maxence Maurice	44.030	12	Ludovic Loeul	44.113	15	59	Maxence Maurice	2:06.224	2:09.184	22
16	29	Louis Rousset	38.406	80	Johannes Zelger	44.084	29	Louis Rousset	44.150	16	89	Bashar Mardini	2:06.378	2:08.359	19
17	89	Bashar Mardini	38.425	76	Louis Perrot	44.143	73	Sébastien Poisson	44.263	17	12	Ludovic Loeul	2:06.944	2:07.952	17
18	7	Jérôme Boullery	38.541	911	Christophe Lapierre	44.229	59	Maxence Maurice	44.322	18	56	Frédéric Ancel	2:06.960	2:07.121	13
19	56	Frédéric Ancel	38.682	38	Sébastien Dussolliet	44.240	49	Karim Ajlani	44.577	19	911	Christophe Lapierre	2:07.475	2:07.949	16
20	38	Sébastien Dussolliet	38.820	24	Alexandre Leroy	44.511	38	Sébastien Dussolliet	44.607	20	38	Sébastien Dussolliet	2:07.667	2:08.139	18
21	49	Karim Ajlani	38.837	12	Ludovic Loeul	44.540	24	Alexandre Leroy	44.636	21	73	Sébastien Poisson	2:07.913	2:09.555	23
22	73	Sébastien Poisson	38.953	49	Karim Ajlani	44.567	89	Bashar Mardini	44.677	22	49	Karim Ajlani	2:07.981	2:08.501	20
23	24	Alexandre Leroy	39.482	56	Frédéric Ancel	44.647	91	Alberto De Amicis	44.768	23	24	Alexandre Leroy	2:08.629	2:08.648	21
24	91	Alberto De Amicis	39.504	73	Sébastien Poisson	44.697	911	Christophe Lapierre	44.936	24	91	Alberto De Amicis	2:09.049	2:10.199	24
25	78	Dominique Bastien	39.579	91	Alberto De Amicis	44.777	8	Christian Jaquillard	45.393	25	80	Johannes Zelger	2:09.318	2:11.224	25
26	80	Johannes Zelger	39.655	66	Gilles Colombani	45.211	66	Gilles Colombani	45.513	26	66	Gilles Colombani	2:10.853	2:12.580	27
27	8	Christian Jaquillard	40.084	8	Christian Jaquillard	45.404	80	Johannes Zelger	45.579	27	8	Christian Jaquillard	2:10.881	2:11.377	26
28	66	Gilles Colombani	40.129	78	Dominique Bastien	45.673	78	Dominique Bastien	46.715	28	78	Dominique Bastien	2:11.967	2:12.963	28

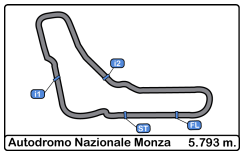

Autodromo Nazionale Monza
Porsche Carrera Cup France
Free Practice - 2
Best 5 Lap Times

PORSCHE CARRERA CUP FRANCE

Cls	Nº	Driver	Nat	Cat	Cls	Team	Nat	Vehicle	Best 1 Time	Best 1 Lap	Best 2 Time	Best 2 Lap	Best 3 Time	Best 3 Lap	Best 4 Time	Best 4 Lap	Best 5 Time	Best 5 Lap
1	22	Alessandro Ghiretti	FRA	Pro	1	Martinet by Alméras	FRA	Porsche 911 GT3 Cup	**2:04.070**	6	2:04.778	4	2:05.586	3	2:05.597	2	2:14.233	5
2	99	Benjamin Paque	BEL	Pro	2	Forestier Racing CLRT	FRA	Porsche 911 GT3 Cup	**2:04.237**	9	2:04.594	5	2:04.641	8	2:05.690	3	2:06.712	4
3	1	Marvin Klein	FRA	Pro	3	TFT Racing	FRA	Porsche 911 GT3 Cup	**2:04.323**	10	2:04.742	7	2:04.981	3	2:05.890	6	2:06.627	2
4	5	Mathys Jaubert	FRA	Pro	4	TFT Racing	FRA	Porsche 911 GT3 Cup	**2:04.495**	7	2:04.862	4	2:04.966	11	2:05.141	5	2:05.569	3
5	98	Dorian Boccolacci	FRA	Pro	5	Forestier Racing CLRT	FRA	Porsche 911 GT3 Cup	**2:05.143**	6	2:05.561	7	2:06.293	10	2:06.800	5	2:07.171	3
6	27	Marlon Hernandez	FRA	Pro	6	ABM	FRA	Porsche 911 GT3 Cup	**2:05.284**	7	2:05.694	6	2:06.159	8	2:06.404	4	2:06.667	5
7	77	Jérémy Sarhy	FRA	Pro	7	Racing Technology	FRA	Porsche 911 GT3 Cup	**2:05.581**	10	2:05.876	7	2:06.649	5	2:07.127	4	2:07.152	3
8	53	Arthur Mathieu	FRA	Pro	8	Martinet by Alméras	FRA	Porsche 911 GT3 Cup	**2:05.611**	8	2:06.236	5	2:07.561	7	2:07.680	4	2:07.876	11
9	2	Marc Guillot	FRA	Pro-Am	1	HERRERO Racing	FRA	Porsche 911 GT3 Cup	**2:05.741**	7	2:06.383	11	2:06.415	4	2:07.104	3	2:07.252	8
10	7	Jérôme Boullery	FRA	Pro-Am	2	Racing Technology	FRA	Porsche 911 GT3 Cup	**2:06.049**	11	2:07.193	7	2:08.033	6	2:08.391	8	2:08.953	5
11	74	Victor Blugeon	FRA	Pro	9	ABM	FRA	Porsche 911 GT3 Cup	**2:06.338**	7	2:07.211	5	2:07.440	6	2:07.793	4	2:08.135	10
12	76	Louis Perrot	FRA	Pro	10	IMSA LS Group Performance	FRA	Porsche 911 GT3 Cup	**2:06.363**	8	2:06.666	7	2:07.408	5	2:07.879	6	2:08.429	4
13	56	Frédéric Ancel	FRA	Pro-Am	3	Porsche Lorient Racing	FRA	Porsche 911 GT3 Cup	**2:07.121**	6	2:07.770	4	2:07.857	3	2:11.843	9	7:52.476	8
14	921	Fernando Monje	ESP	Pro	11	Martinet by Alméras	FRA	Porsche 911 GT3 Cup	**2:07.169**	8	2:07.629	11	2:07.824	3	2:08.217	6	2:08.261	7
15	29	Louis Rousset	FRA	Pro	12	Forestier Racing CLRT	FRA	Porsche 911 GT3 Cup	**2:07.583**	10	2:14.336	5	2:21.539	4	2:37.468	3	4:30.003	7
16	911	Christophe Lapierre	FRA	Pro-Am	4	Martinet by Alméras	FRA	Porsche 911 GT3 Cup	**2:07.949**	11	2:08.320	7	2:08.708	8	2:09.149	6	2:09.394	5
17	12	Ludovic Loeul	FRA	Am	1	Porsche Lorient Racing	FRA	Porsche 911 GT3 Cup	**2:07.952**	9	2:07.960	5	2:08.700	6	2:09.834	4	2:09.882	2
18	38	Sébastien Dussolliet	FRA	Pro-Am	5	ABM	FRA	Porsche 911 GT3 Cup	**2:08.139**	8	2:08.437	11	2:08.694	7	2:08.754	3	2:10.891	4
19	89	Bashar Mardini	CAN	Pro-Am	6	Tsunami RT	ITA	Porsche 911 GT3 Cup	**2:08.359**	7	2:08.772	6	2:08.952	11	2:10.240	5	2:11.821	4
20	49	Karim Ajlani	CHE	Am	2	ABM	FRA	Porsche 911 GT3 Cup	**2:08.501**	8	2:09.197	5	2:09.642	4	2:09.653	7	2:12.088	3
21	24	Alexandre Leroy	BEL	Am	3	TFT Racing	FRA	Porsche 911 GT3 Cup	**2:08.648**	8	2:09.145	7	2:09.594	5	2:10.858	6	2:11.550	11
22	59	Maxence Maurice	FRA	Pro-Am	7	IMSA LS Group Performance	FRA	Porsche 911 GT3 Cup	**2:09.184**	4	2:10.735	2	2:14.564	10	2:16.218	6	4:11.222	7
23	73	Sébastien Poisson	FRA	Am	4	ABM	FRA	Porsche 911 GT3 Cup	**2:09.555**	4	2:10.820	8	2:13.091	11	2:13.328	3	2:14.429	7
24	91	Alberto De Amicis	ITA	Pro-Am	8	EBI Motors	ITA	Porsche 911 GT3 Cup	**2:10.199**	10	2:10.542	7	2:12.511	6	2:13.767	3	2:13.931	4
25	80	Johannes Zelger	ITA	Am	5	Tsunami RT	ITA	Porsche 911 GT3 Cup	**2:11.224**	5	2:17.151	3	2:19.676	2	2:30.319	6	7:43.678	8
26	8	Christian Jaquillard	CHE	Am	6	Racing Technology	FRA	Porsche 911 GT3 Cup	**2:11.377**	5	2:12.092	6	2:13.143	11	2:13.935	4	2:15.505	8
27	66	Gilles Colombani	FRA	Am	7	Team Clairet Sport	FRA	Porsche 911 GT3 Cup	**2:12.580**	4	2:14.231	3	2:15.469	2	5:46.075	6	8:14.720	5
28	78	Dominique Bastien	USA	Am	8	Speedlover	BEL	Porsche 911 GT3 Cup	**2:12.963**	4	2:14.943	7	2:19.513	3	2:24.721	2		

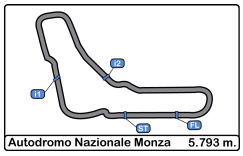

Autodromo Nazionale Monza
Porsche Carrera Cup France
Free Practice - 2
Best 5 Top Speeds

PORSCHE CARRERA CUP FRANCE

Clas	Nº	Driver	Nat	Cat	Cls	Team	Nat	Vehicle	Top 1 Km/h	Top 1 Lap	Top 2 Km/h	Top 2 Lap	Top 3 Km/h	Top 3 Lap	Top 4 Km/h	Top 4 Lap	Top 5 Km/h	Top 5 Lap	Avg
1	22	Alessandro Ghiretti	FRA	Pro	1	Martinet by Alméras	FRA	Porsche 911 GT3 Cup	240.5	7	234.2	10	231.2	5	227.3	6	222.2	4	231.1
2	2	Marc Guillot	FRA	Pro-Am	1	HERRERO Racing	FRA	Porsche 911 GT3 Cup	235.8	11	227.3	12	225.4	9	222.6	4	222.6	7	226.8
3	53	Arthur Mathieu	FRA	Pro	2	Martinet by Alméras	FRA	Porsche 911 GT3 Cup	234.2	7	222.6	5	220.8	9	216.0	8	211.3	12	221.0
4	98	Dorian Boccolacci	FRA	Pro	3	Forestier Racing CLRT	FRA	Porsche 911 GT3 Cup	229.7	11	213.0	4	213.0	8	209.7	3	204.1	7	213.9
5	1	Marvin Klein	FRA	Pro	4	TFT Racing	FRA	Porsche 911 GT3 Cup	227.8	10	225.0	6	219.0	11	218.1	8	216.0	3	221.2
6	74	Victor Blugeon	FRA	Pro	5	ABM	FRA	Porsche 911 GT3 Cup	224.5	8	217.7	7	212.5	6	210.1	5	206.1	3	214.2
7	911	Christophe Lapierre	FRA	Pro-Am	2	Martinet by Alméras	FRA	Porsche 911 GT3 Cup	222.6	9	219.9	12	219.0	8	210.1	11	208.0	4	215.9
8	27	Marlon Hernandez	FRA	Pro	6	ABM	FRA	Porsche 911 GT3 Cup	221.3	7	217.3	12	216.0	8	214.2	9	209.7	6	215.7
9	77	Jérémy Sarhy	FRA	Pro	7	Racing Technology	FRA	Porsche 911 GT3 Cup	221.3	8	214.7	7	213.8	6	208.8	10	206.5	5	213.0
10	5	Mathys Jaubert	FRA	Pro	8	TFT Racing	FRA	Porsche 911 GT3 Cup	220.8	12	219.5	8	216.8	9	214.2	6	213.0	7	216.9
11	49	Karim Ajlani	CHE	Am	1	ABM	FRA	Porsche 911 GT3 Cup	215.5	12	206.1	6	206.1	8	196.3	5	188.1	4	202.4
12	99	Benjamin Paque	BEL	Pro	9	Forestier Racing CLRT	FRA	Porsche 911 GT3 Cup	214.2	3	212.5	5	210.1	9	201.1	8	198.5	6	207.3
13	29	Louis Rousset	FRA	Pro	10	Forestier Racing CLRT	FRA	Porsche 911 GT3 Cup	213.8	11	204.5	8	195.6	7	194.9	6	191.8	5	200.1
14	89	Bashar Mardini	CAN	Pro-Am	3	Tsunami RT	ITA	Porsche 911 GT3 Cup	213.0	6	204.1	8	201.1	7	194.2	12	192.5	5	201.0
15	8	Christian Jaquillard	CHE	Am	2	Racing Technology	FRA	Porsche 911 GT3 Cup	212.5	8	200.3	6	191.8	7	190.1	5	184.9	3	195.9
16	921	Fernando Monje	ESP	Pro	11	Martinet by Alméras	FRA	Porsche 911 GT3 Cup	211.7	12	208.4	9	207.2	4	206.1	7	204.9	6	207.7
17	76	Louis Perrot	FRA	Pro	12	IMSA LS Group Performance	FRA	Porsche 911 GT3 Cup	210.9	7	208.8	9	208.4	8	207.6	11	205.7	12	208.3
18	56	Frédéric Ancel	FRA	Pro-Am	4	Porsche Lorient Racing	FRA	Porsche 911 GT3 Cup	210.5	9	203.0	3	201.4	7	201.1	4	200.3	6	203.3
19	12	Ludovic Loeul	FRA	Am	3	Porsche Lorient Racing	FRA	Porsche 911 GT3 Cup	207.6	10	197.0	6	191.8	7	190.8	3	189.8	5	195.4
20	59	Maxence Maurice	FRA	Pro-Am	5	IMSA LS Group Performance	FRA	Porsche 911 GT3 Cup	204.5	3	203.3	6	195.2	4	193.8	11	193.5	8	198.1
21	78	Dominique Bastien	USA	Am	4	Speedlover	BEL	Porsche 911 GT3 Cup	203.7	5	197.4	8	178.5	3	170.6	4	165.3	7	183.1
22	24	Alexandre Leroy	BEL	Am	5	TFT Racing	FRA	Porsche 911 GT3 Cup	199.2	3	194.5	7	185.5	6	182.4	5	181.8	8	188.7
23	7	Jérôme Boullery	FRA	Pro-Am	6	Racing Technology	FRA	Porsche 911 GT3 Cup	198.8	11	198.1	6	192.5	12	192.1	7	188.1	8	193.9
24	38	Sébastien Dussolliet	FRA	Pro-Am	7	ABM	FRA	Porsche 911 GT3 Cup	198.5	11	195.2	12	190.1	8	188.8	7	185.5	9	191.6
25	80	Johannes Zelger	ITA	Am	6	Tsunami RT	ITA	Porsche 911 GT3 Cup	196.7	6	194.9	10	193.5	5	184.9	9	184.6	4	190.9
26	73	Sébastien Poisson	FRA	Am	7	ABM	FRA	Porsche 911 GT3 Cup	196.3	9	194.5	11	191.4	5	190.8	12	185.8	7	191.8
27	91	Alberto De Amicis	ITA	Pro-Am	8	EBI Motors	ITA	Porsche 911 GT3 Cup	193.2	3	191.1	7	187.1	5	186.2	8	185.2	6	188.5
28	66	Gilles Colombani	FRA	Am	8	Team Clairet Sport	FRA	Porsche 911 GT3 Cup	181.2	5	179.4	2	169.2	4	162.1	7	160.0	3	170.4

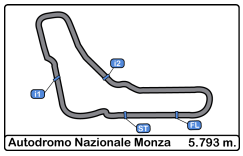

Autodromo Nazionale Monza
Porsche Carrera Cup France
Free Practice - 2
Fastest Laps Sequence

Lap	Time of Day	Session Time	Nº	Driver	Nat	Cat	Team	Nat	Vehicle	Time	Km/h
2	17:44:21.584	4:21.584	**22**	Alessandro Ghiretti	FRA	Pro	Martinet by Alméras	FRA	Porsche 911 GT3	**2:05.597**	166.0
3	17:46:27.170	6:27.170	**22**	Alessandro Ghiretti	FRA	Pro	Martinet by Alméras	FRA	Porsche 911 GT3	**2:05.586**	166.0
3	17:46:48.503	6:48.503	**1**	Marvin Klein	FRA	Pro	TFT Racing	FRA	Porsche 911 GT3	**2:04.981**	166.8
4	17:48:31.948	8:31.948	**22**	Alessandro Ghiretti	FRA	Pro	Martinet by Alméras	FRA	Porsche 911 GT3	**2:04.778**	167.1
5	17:52:40.323	12:40.323	**99**	Benjamin Paque	BEL	Pro	Forestier Racing CLRT	FRA	Porsche 911 GT3	**2:04.594**	167.3
6	17:52:50.251	12:50.251	**22**	Alessandro Ghiretti	FRA	Pro	Martinet by Alméras	FRA	Porsche 911 GT3	**2:04.070**	168.0

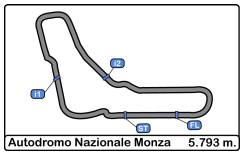

Autodromo Nazionale Monza
Porsche Carrera Cup France
Free Practice - 2
Event Best Maximum Speed

Nº	Driver	Nat	Cat	Clas	Team	Nat	Vehicle	Km/h	Session
99	Benjamin Paque	BEL	Pro	1	Forestier Racing CLRT	FRA	Porsche 911 GT3	273.4	Private test
2	Marc Guillot	FRA	Pro-Am	1	HERRERO Racing	FRA	Porsche 911 GT3	273.4	Private test
53	Arthur Mathieu	FRA	Pro	2	Martinet by Alméras	FRA	Porsche 911 GT3	272.7	Private test
5	Mathys Jaubert	FRA	Pro	3	TFT Racing	FRA	Porsche 911 GT3	272.7	Private test
22	Alessandro Ghiretti	FRA	Pro	4	Martinet by Alméras	FRA	Porsche 911 GT3	272.0	Private test
27	Marlon Hernandez	FRA	Pro	5	ABM	FRA	Porsche 911 GT3	272.0	Private test
56	Frédéric Ancel	FRA	Pro-Am	2	Porsche Lorient Racing	FRA	Porsche 911 GT3	271.3	Private test
59	Maxence Maurice	FRA	Pro-Am	3	IMSA LS Group Performance	FRA	Porsche 911 GT3	271.3	Private test
76	Louis Perrot	FRA	Pro	6	IMSA LS Group Performance	FRA	Porsche 911 GT3	271.3	Private test
74	Victor Blugeon	FRA	Pro	7	ABM	FRA	Porsche 911 GT3	270.6	Private test
1	Marvin Klein	FRA	Pro	8	TFT Racing	FRA	Porsche 911 GT3	270.0	Private test
29	Louis Rousset	FRA	Pro	9	Forestier Racing CLRT	FRA	Porsche 911 GT3	270.0	Private test
24	Alexandre Leroy	BEL	Am	1	TFT Racing	FRA	Porsche 911 GT3	269.3	Private test
7	Jérôme Boullery	FRA	Pro-Am	4	Racing Technology	FRA	Porsche 911 GT3	269.3	Private test
38	Sébastien Dussolliet	FRA	Pro-Am	5	ABM	FRA	Porsche 911 GT3	268.6	Private test
66	Gilles Colombani	FRA	Am	2	Team Clairet Sport	FRA	Porsche 911 GT3	268.6	Private test
89	Bashar Mardini	CAN	Pro-Am	6	Tsunami RT	ITA	Porsche 911 GT3	267.9	Private test
12	Ludovic Loeul	FRA	Am	3	Porsche Lorient Racing	FRA	Porsche 911 GT3	267.3	Private test
73	Sébastien Poisson	FRA	Am	4	ABM	FRA	Porsche 911 GT3	267.3	Private test
921	Fernando Monje	ESP	Pro	10	Martinet by Alméras	FRA	Porsche 911 GT3	267.3	Private test
911	Christophe Lapierre	FRA	Pro-Am	7	Martinet by Alméras	FRA	Porsche 911 GT3	266.6	Private test
77	Jérémy Sarhy	FRA	Pro	11	Racing Technology	FRA	Porsche 911 GT3	266.0	Private test
49	Karim Ajlani	CHE	Am	5	ABM	FRA	Porsche 911 GT3	264.0	Private test
78	Dominique Bastien	USA	Am	6	Speedlover	BEL	Porsche 911 GT3	250.0	Private test
98	Dorian Boccolacci	FRA	Pro	12	Forestier Racing CLRT	FRA	Porsche 911 GT3	229.7	Free Practice - 2
8	Christian Jaquillard	CHE	Am	7	Racing Technology	FRA	Porsche 911 GT3	219.5	Free Practice - 1
80	Johannes Zelger	ITA	Am	8	Tsunami RT	ITA	Porsche 911 GT3	196.7	Free Practice - 2
91	Alberto De Amicis	ITA	Pro-Am	8	EBI Motors	ITA	Porsche 911 GT3	193.2	Free Practice - 2

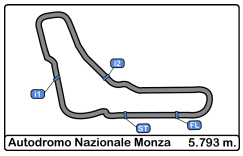

Autodromo Nazionale Monza
Porsche Carrera Cup France
Free Practice - 2
Pit Stop Analysis

PORSCHE CARRERA CUP FRANCE

1 — Marvin Klein — Porsche 911 GT3 Cup
Pro — TFT Racing

Nº	In Day Time	In Time	Out Time	Pit Time	T. Pit Time	Handicap	Diff.
1	17:49:00.516	17:49:00.516	17:52:40.941	3:40.425	3:40.425		
2	18:02:48.637	18:02:48.637	18:06:58.522	4:09.885	7:50.310		

2 — Marc Guillot — Porsche 911 GT3 Cup
Pro-Am — HERRERO Racing

Nº	In Day Time	In Time	Out Time	Pit Time	T. Pit Time	Handicap	Diff.
1	17:59:54.174	17:59:54.174	18:06:56.254	7:02.080	7:02.080		

5 — Mathys Jaubert — Porsche 911 GT3 Cup
Pro — TFT Racing

Nº	In Day Time	In Time	Out Time	Pit Time	T. Pit Time	Handicap	Diff.
1	17:59:38.437	17:59:38.437	18:05:33.921	5:55.484	5:55.484		

7 — Jérôme Boullery — Porsche 911 GT3 Cup
Pro-Am — Racing Technology

Nº	In Day Time	In Time	Out Time	Pit Time	T. Pit Time	Handicap	Diff.
1	18:00:35.368	18:00:35.368	18:05:28.004	4:52.636	4:52.636		

8 — Christian Jaquillard — Porsche 911 GT3 Cup
Am — Racing Technology

Nº	In Day Time	In Time	Out Time	Pit Time	T. Pit Time	Handicap	Diff.
1	18:01:26.735	18:01:26.735	18:05:55.451	4:28.716	4:28.716		

12 — Ludovic Loeul — Porsche 911 GT3 Cup
Am — Porsche Lorient Racing

Nº	In Day Time	In Time	Out Time	Pit Time	T. Pit Time	Handicap	Diff.
1	18:00:39.752	18:00:39.752	18:06:27.279	5:47.527	5:47.527		

22 — Alessandro Ghiretti — Porsche 911 GT3 Cup
Pro — Martinet by Alméras

Nº	In Day Time	In Time	Out Time	Pit Time	T. Pit Time	Handicap	Diff.
1	17:55:04.887	17:55:04.887	18:05:08.317	10:03.430	10:03.430		
2	18:07:21.883	18:07:21.883	18:07:47.406	25.523	10:28.953		

24 — Alexandre Leroy — Porsche 911 GT3 Cup
Am — TFT Racing

Nº	In Day Time	In Time	Out Time	Pit Time	T. Pit Time	Handicap	Diff.
1	18:00:50.685	18:00:50.685	18:05:35.990	4:45.305	4:45.305		

27 — Marlon Hernandez — Porsche 911 GT3 Cup
Pro — ABM

Nº	In Day Time	In Time	Out Time	Pit Time	T. Pit Time	Handicap	Diff.
1	17:59:26.341	17:59:26.341	18:05:15.035	5:48.694	5:48.694		

29 — Louis Rousset — Porsche 911 GT3 Cup
Pro — Forestier Racing CLRT

Nº	In Day Time	In Time	Out Time	Pit Time	T. Pit Time	Handicap	Diff.
1	17:54:31.379	17:54:31.379	17:57:00.420	2:29.041	2:29.041		
2	18:01:48.746	18:01:48.746	18:05:14.146	3:25.400	5:54.441		

38 — Sébastien Dussolliet — Porsche 911 GT3 Cup
Pro-Am — ABM

Nº	In Day Time	In Time	Out Time	Pit Time	T. Pit Time	Handicap	Diff.
1	17:59:46.900	17:59:46.900	18:05:20.682	5:33.782	5:33.782		

49 — Karim Ajlani — Porsche 911 GT3 Cup
Am — ABM

Nº	In Day Time	In Time	Out Time	Pit Time	T. Pit Time	Handicap	Diff.
1	18:00:45.422	18:00:45.422	18:05:23.233	4:37.811	4:37.811		

53 — Arthur Mathieu — Porsche 911 GT3 Cup
Pro — Martinet by Alméras

Nº	In Day Time	In Time	Out Time	Pit Time	T. Pit Time	Handicap	Diff.
1	18:00:54.528	18:00:54.528	18:06:06.406	5:11.878	5:11.878		

56 — Frédéric Ancel — Porsche 911 GT3 Cup
Pro-Am — Porsche Lorient Racing

Nº	In Day Time	In Time	Out Time	Pit Time	T. Pit Time	Handicap	Diff.
1	18:00:53.571	18:00:53.571	18:06:41.130	5:47.559	5:47.559		

59 — Maxence Maurice — Porsche 911 GT3 Cup
Pro-Am — IMSA LS Group Performance

Nº	In Day Time	In Time	Out Time	Pit Time	T. Pit Time	Handicap	Diff.
1	17:53:22.694	17:53:22.694	17:55:26.135	2:03.441	2:03.441		
2	17:59:57.119	17:59:57.119	18:05:16.964	5:19.845	7:23.286		

66 — Gilles Colombani — Porsche 911 GT3 Cup
Am — Team Clairet Sport

Nº	In Day Time	In Time	Out Time	Pit Time	T. Pit Time	Handicap	Diff.
1	18:04:56.696	18:04:56.696	18:08:31.101	3:34.405	3:34.405		

73 — Sébastien Poisson — Porsche 911 GT3 Cup
Am — ABM

Nº	In Day Time	In Time	Out Time	Pit Time	T. Pit Time	Handicap	Diff.
1	18:00:52.038	18:00:52.038	18:06:31.364	5:39.326	5:39.326		

74 — Victor Blugeon — Porsche 911 GT3 Cup
Pro — ABM

Nº	In Day Time	In Time	Out Time	Pit Time	T. Pit Time	Handicap	Diff.
1	17:59:30.729	17:59:30.729	18:05:29.795	5:59.066	5:59.066		

76 — Louis Perrot — Porsche 911 GT3 Cup
Pro — IMSA LS Group Performance

Nº	In Day Time	In Time	Out Time	Pit Time	T. Pit Time	Handicap	Diff.
1	17:59:35.481	17:59:35.481	18:06:05.203	6:29.722	6:29.722		

77 — Jérémy Sarhy — Porsche 911 GT3 Cup
Pro — Racing Technology

Nº	In Day Time	In Time	Out Time	Pit Time	T. Pit Time	Handicap	Diff.
1	17:57:38.652	17:57:38.652	18:05:26.136	7:47.484	7:47.484		

78 — Dominique Bastien — Porsche 911 GT3 Cup
Am — Speedlover

Nº	In Day Time	In Time	Out Time	Pit Time	T. Pit Time	Handicap	Diff.
1	18:01:13.646	18:01:13.646	18:05:25.126	4:11.480	4:11.480		

80 — Johannes Zelger — Porsche 911 GT3 Cup
Am — Tsunami RT

Nº	In Day Time	In Time	Out Time	Pit Time	T. Pit Time	Handicap	Diff.
1	17:54:49.283	17:54:49.283	17:57:30.610	2:41.327	2:41.327		
2	18:00:08.158	18:00:08.158	18:05:39.602	5:31.444	8:12.771		

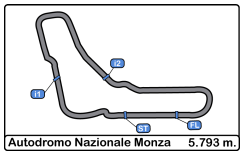

Autodromo Nazionale Monza
Porsche Carrera Cup France
Free Practice - 2
Pit Stop Analysis

PORSCHE CARRERA CUP FRANCE

89 Bashar Mardini — Porsche 911 GT3 Cup
Pro-Am — Tsunami RT

Nº	In Day Time	In Time	Out Time	Pit Time	T. Pit Time	Handicap	Diff.
1	18:01:30.633	18:01:30.633	18:05:32.811	4:02.178	4:02.178		

91 Alberto De Amicis — Porsche 911 GT3 Cup
Pro-Am — EBI Motors

Nº	In Day Time	In Time	Out Time	Pit Time	T. Pit Time	Handicap	Diff.
1	17:58:27.907	17:58:27.907	18:05:37.073	7:09.166	7:09.166		

98 Dorian Boccolacci — Porsche 911 GT3 Cup
Pro — Forestier Racing CLRT

Nº	In Day Time	In Time	Out Time	Pit Time	T. Pit Time	Handicap	Diff.
1	17:57:31.860	17:57:31.860	18:05:10.268	7:38.408	7:38.408		

99 Benjamin Paque — Porsche 911 GT3 Cup
Pro — Forestier Racing CLRT

Nº	In Day Time	In Time	Out Time	Pit Time	T. Pit Time	Handicap	Diff.
1	17:54:53.094	17:54:53.094	18:05:11.895	10:18.801	10:18.801		

911 Christophe Lapierre — Porsche 911 GT3 Cup
Pro-Am — Martinet by Alméras

Nº	In Day Time	In Time	Out Time	Pit Time	T. Pit Time	Handicap	Diff.
1	18:00:18.251	18:00:18.251	18:05:18.776	5:00.525	5:00.525		
2	18:11:49.595	18:11:49.595	18:12:36.676	47.081	5:47.606		

921 Fernando Monje — Porsche 911 GT3 Cup
Pro — Martinet by Alméras

Nº	In Day Time	In Time	Out Time	Pit Time	T. Pit Time	Handicap	Diff.
1	18:01:33.064	18:01:33.064	18:06:23.488	4:50.424	4:50.424		

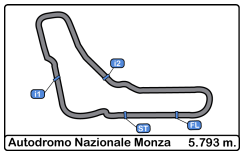

Autodromo Nazionale Monza
Porsche Carrera Cup France
Free Practice - 2
Weather Report

PORSCHE CARRERA CUP FRANCE

Air Temperature

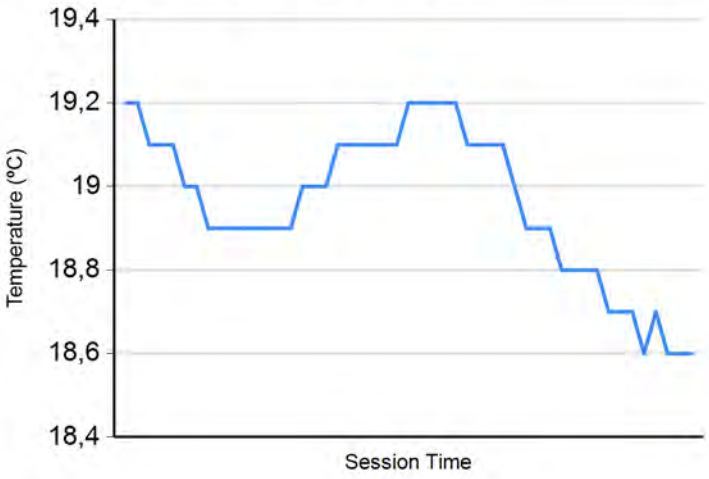

Track Temperature

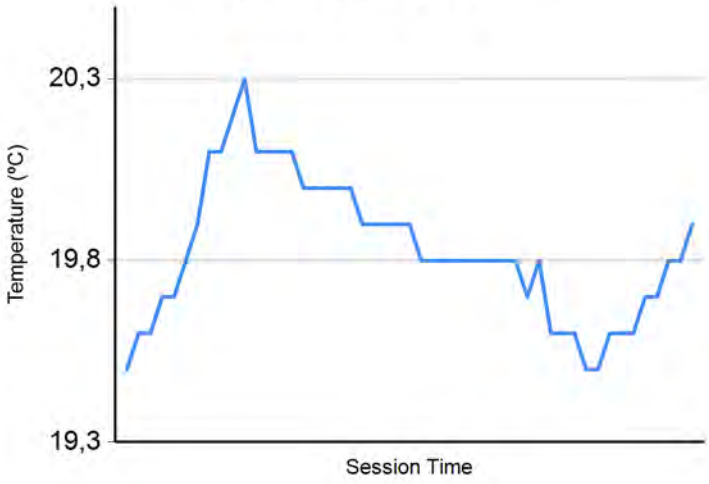

Humidity

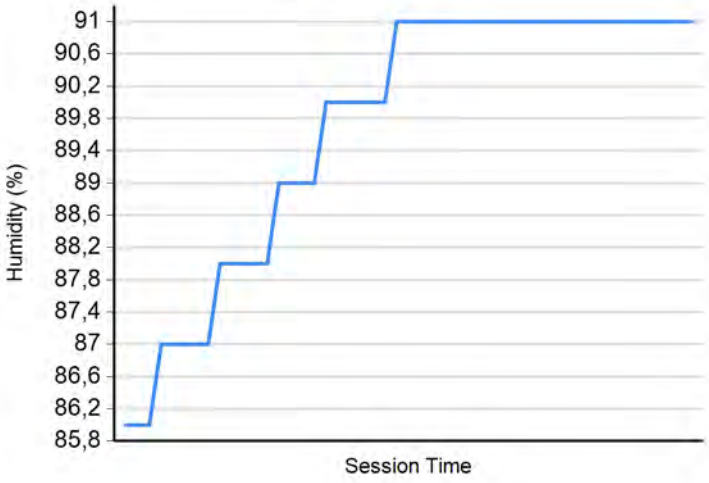

Pressure

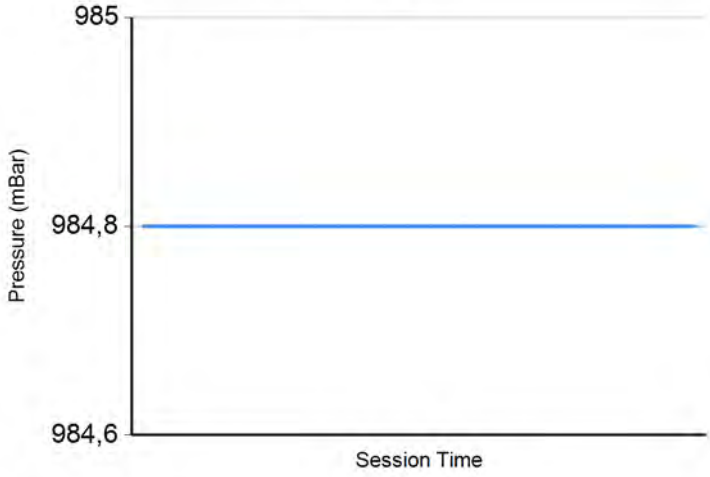

Wind Speed

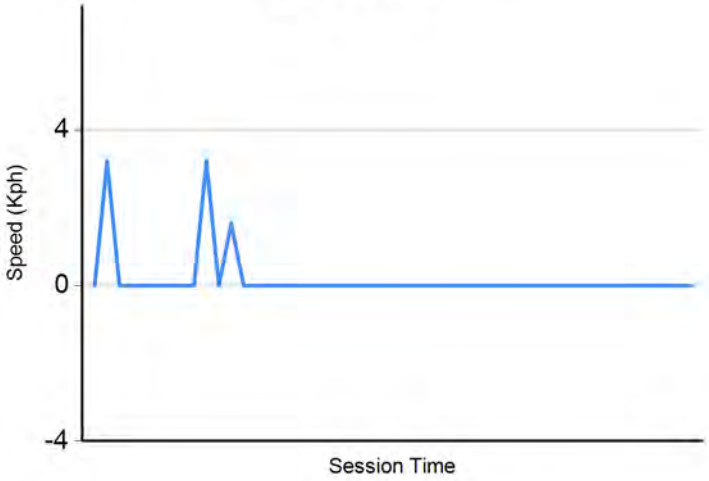

Wind direction

North = 0º/360º Est = 90º South = 180º West= 270º

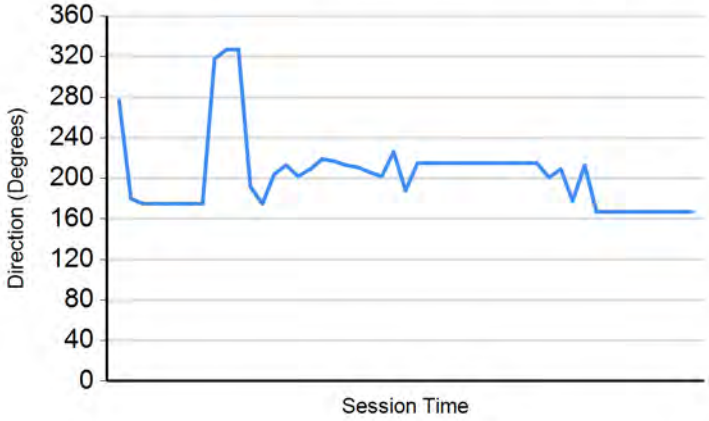

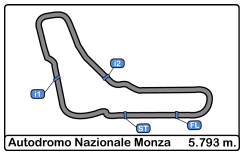

Autodromo Nazionale Monza
Porsche Carrera Cup France
Free Practice - 1 - 2
Combined Results

Cls	Nº	Driver	Nat	Cat	Clas	Team	Nat	Vehicle	Laps	FP1		FP2		Best	Gap	Interval	Km/h
1	22	Alessandro Ghiretti	FRA	Pro	1	Martinet by Alméras	FRA	Porsche 911 GT3 Cup	20	2:05.458	6	**2:04.070**	6	**2:04.070**			168.0
2	99	Benjamin Paque	BEL	Pro	2	Forestier Racing CLRT	FRA	Porsche 911 GT3 Cup	14	2:05.937	3	**2:04.237**	9	**2:04.237**	0.167	0.167	167.8
3	1	Marvin Klein	FRA	Pro	3	TFT Racing	FRA	Porsche 911 GT3 Cup	21	2:05.412	8	**2:04.323**	10	**2:04.323**	0.253	0.086	167.7
4	5	Mathys Jaubert	FRA	Pro	4	TFT Racing	FRA	Porsche 911 GT3 Cup	22	2:05.923	6	**2:04.495**	7	**2:04.495**	0.425	0.172	167.5
5	98	Dorian Boccolacci	FRA	Pro	5	Forestier Racing CLRT	FRA	Porsche 911 GT3 Cup	21	2:05.525	5	**2:05.143**	6	**2:05.143**	1.073	0.648	166.6
6	27	Marlon Hernandez	FRA	Pro	6	ABM	FRA	Porsche 911 GT3 Cup	23	2:06.935	8	**2:05.284**	7	**2:05.284**	1.214	0.141	166.4
7	77	Jérémy Sarhy	FRA	Pro	7	Racing Technology	FRA	Porsche 911 GT3 Cup	21	2:07.524	6	**2:05.581**	10	**2:05.581**	1.511	0.297	166.0
8	53	Arthur Mathieu	FRA	Pro	8	Martinet by Alméras	FRA	Porsche 911 GT3 Cup	24	2:07.179	9	**2:05.611**	8	**2:05.611**	1.541	0.030	166.0
9	2	Marc Guillot	FRA	Pro-	1	HERRERO Racing	FRA	Porsche 911 GT3 Cup	20	2:06.823	7	**2:05.741**	7	**2:05.741**	1.671	0.130	165.8
10	7	Jérôme Boullery	FRA	Pro-	2	Racing Technology	FRA	Porsche 911 GT3 Cup	23	2:07.792	9	**2:06.049**	11	**2:06.049**	1.979	0.308	165.4
11	74	Victor Blugeon	FRA	Pro	9	ABM	FRA	Porsche 911 GT3 Cup	21	2:06.757	8	**2:06.338**	7	**2:06.338**	2.268	0.289	165.0
12	76	Louis Perrot	FRA	Pro	10	IMSA LS Group Performance	FRA	Porsche 911 GT3 Cup	14	12:33:39.	1	**2:06.363**	8	**2:06.363**	2.293	0.025	165.0
13	29	Louis Rousset	FRA	Pro	11	Forestier Racing CLRT	FRA	Porsche 911 GT3 Cup	20	**2:06.745**	7	2:07.583	10	**2:06.745**	2.675	0.382	164.5
14	56	Frédéric Ancel	FRA	Pro-	3	Porsche Lorient Racing	FRA	Porsche 911 GT3 Cup	21	2:08.044	10	**2:07.121**	6	**2:07.121**	3.051	0.376	164.0
15	92	Fernando Monje	ESP	Pro	12	Martinet by Alméras	FRA	Porsche 911 GT3 Cup	23	2:07.818	10	**2:07.169**	8	**2:07.169**	3.099	0.048	163.9
16	59	Maxence Maurice	FRA	Pro-	4	IMSA LS Group Performance	FRA	Porsche 911 GT3 Cup	23	**2:07.389**	11	2:09.184	4	**2:07.389**	3.319	0.220	163.7
17	12	Ludovic Loeul	FRA	Am	1	Porsche Lorient Racing	FRA	Porsche 911 GT3 Cup	21	**2:07.774**	10	2:07.952	9	**2:07.774**	3.704	0.385	163.2
18	91	Christophe Lapierre	FRA	Pro-	5	Martinet by Alméras	FRA	Porsche 911 GT3 Cup	22	2:10.192	7	**2:07.949**	11	**2:07.949**	3.879	0.175	162.9
19	38	Sébastien Dussolliet	FRA	Pro-	6	ABM	FRA	Porsche 911 GT3 Cup	21	2:08.169	8	**2:08.139**	8	**2:08.139**	4.069	0.190	162.7
20	89	Bashar Mardini	CAN	Pro-	7	Tsunami RT	ITA	Porsche 911 GT3 Cup	19	**2:08.270**	6	2:08.359	7	**2:08.270**	4.200	0.131	162.5
21	49	Karim Ajlani	CHE	Am	2	ABM	FRA	Porsche 911 GT3 Cup	22	2:09.833	7	**2:08.501**	8	**2:08.501**	4.431	0.231	162.2
22	73	Sébastien Poisson	FRA	Am	3	ABM	FRA	Porsche 911 GT3 Cup	21	**2:08.530**	6	2:09.555	4	**2:08.530**	4.460	0.029	162.2
23	24	Alexandre Leroy	BEL	Am	4	TFT Racing	FRA	Porsche 911 GT3 Cup	23	**2:08.533**	10	2:08.648	8	**2:08.533**	4.463	0.003	162.2
24	91	Alberto De Amicis	ITA	Pro-	8	EBI Motors	ITA	Porsche 911 GT3 Cup	20	2:12.338	7	**2:10.199**	10	**2:10.199**	6.129	1.666	160.1
25	80	Johannes Zelger	ITA	Am	5	Tsunami RT	ITA	Porsche 911 GT3 Cup	18	**2:11.074**	7	2:11.224	5	**2:11.074**	7.004	0.875	159.1
26	8	Christian Jaquillard	CHE	Am	6	Racing Technology	FRA	Porsche 911 GT3 Cup	21	2:17.219	7	**2:11.377**	5	**2:11.377**	7.307	0.303	158.7
27	66	Gilles Colombani	FRA	Am	7	Team Clairet Sport	FRA	Porsche 911 GT3 Cup	16	2:16.266	6	**2:12.580**	4	**2:12.580**	8.510	1.203	157.2
28	78	Dominique Bastien	USA	Am	8	Speedlover	BEL	Porsche 911 GT3 Cup	19	2:15.396	8	**2:12.963**	4	**2:12.963**	8.893	0.383	156.8

*** PENALTIES**

CARS #7 - #8 - #24 - #27 - #29 - #49 - #53 - #74 - #78 - #80 - #89 - #911 SOME LAP TIMES DELETED DUE TRACK LIMITS

CARS #1 - #2 - #8 - #12 - #29 - #38 - #53 - #56 - #59 - #73 - #77 - #78 - #80 - #89 - #98 - #921 SOME LAP TIMES DELETED DUE TRACK LIMITS

Published at:.....

Race Director:

Timekeeper:

Luis García

JOB-1605-ESP/M

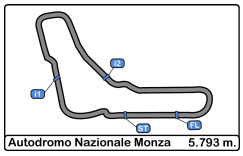

Autodromo Nazionale Monza
Porsche Carrera Cup France
Qualifying
Provisional Results

Clas	Nº	Driver	Nat	Cat	Clas	Team	Nat	Vehicle	Laps	Best	Time	Gap	Interval	Km/h
1	**98**	Dorian Boccolacci	FRA	Pro	1	Forestier Racing CLRT	FRA	Porsche 911 GT3 Cup	13	**11**	**1:48.981**			191.3
2	**99**	Benjamin Paque	BEL	Pro	2	Forestier Racing CLRT	FRA	Porsche 911 GT3 Cup	13	**11**	**1:49.410**	0.429	0.429	190.6
3	**22**	Alessandro Ghiretti	FRA	Pro	3	Martinet by Alméras	FRA	Porsche 911 GT3 Cup	15	**13**	**1:49.500**	0.519	0.090	190.4
4	**5**	Mathys Jaubert	FRA	Pro	4	TFT Racing	FRA	Porsche 911 GT3 Cup	13	**11**	**1:49.750**	0.769	0.250	190.0
5	**1**	Marvin Klein	FRA	Pro	5	TFT Racing	FRA	Porsche 911 GT3 Cup	12	**11**	**1:50.004**	1.023	0.254	189.5
6	**76**	Louis Perrot	FRA	Pro	6	IMSA LS Group Performance	FRA	Porsche 911 GT3 Cup	14	**7**	**1:50.108**	1.127	0.104	189.4
7	**29**	Louis Rousset	FRA	Pro	7	Forestier Racing CLRT	FRA	Porsche 911 GT3 Cup	13	**12**	**1:50.290**	1.309	0.182	189.0
8	**27**	Marlon Hernandez	FRA	Pro	8	ABM	FRA	Porsche 911 GT3 Cup	12	**10**	**1:50.422**	1.441	0.132	188.8
9	**2**	Marc Guillot	FRA	Pro-Am	1	HERRERO Racing	FRA	Porsche 911 GT3 Cup	14	**13**	**1:50.632**	1.651	0.210	188.5
10	**77**	Jérémy Sarhy	FRA	Pro	9	Racing Technology	FRA	Porsche 911 GT3 Cup	14	**14**	**1:50.679**	1.698	0.047	188.4
11	**7**	Jérôme Boullery	FRA	Pro-Am	2	Racing Technology	FRA	Porsche 911 GT3 Cup	15	**13**	**1:50.682**	1.701	0.003	188.4
12	**91**	Alberto De Amicis	ITA	Pro-Am	3	EBI Motors	ITA	Porsche 911 GT3 Cup	11	**11**	**1:50.746**	1.765	0.064	188.3
13	**74**	Victor Blugeon	FRA	Pro	10	ABM	FRA	Porsche 911 GT3 Cup	12	**11**	**1:50.876**	1.895	0.130	188.0
14	**53**	Arthur Mathieu	FRA	Pro	11	Martinet by Alméras	FRA	Porsche 911 GT3 Cup	13	**12**	**1:50.896**	1.915	0.020	188.0
15	**89**	Bashar Mardini	CAN	Pro-Am	4	Tsunami RT	ITA	Porsche 911 GT3 Cup	14	**12**	**1:51.183**	2.202	0.287	187.5
16	**38**	Sébastien Dussolliet	FRA	Pro-Am	5	ABM	FRA	Porsche 911 GT3 Cup	14	**14**	**1:51.238**	2.257	0.055	187.4
17	**59**	Maxence Maurice	FRA	Pro-Am	6	IMSA LS Group Performance	FRA	Porsche 911 GT3 Cup	13	**13**	**1:51.522**	2.541	0.284	187.0
18	**73**	Sébastien Poisson	FRA	Am	1	ABM	FRA	Porsche 911 GT3 Cup	13	**13**	**1:51.557**	2.576	0.035	186.9
19	**911**	Christophe Lapierre	FRA	Pro-Am	7	Martinet by Alméras	FRA	Porsche 911 GT3 Cup	14	**7**	**1:51.744**	2.763	0.187	186.6
20	**56**	Frédéric Ancel	FRA	Pro-Am	8	Porsche Lorient Racing	FRA	Porsche 911 GT3 Cup	13	**13**	**1:52.433**	3.452	0.689	185.4
21	**49**	Karim Ajlani	CHE	Am	2	ABM	FRA	Porsche 911 GT3 Cup	12	**12**	**1:52.581**	3.600	0.148	185.2
22	**24**	Alexandre Leroy	BEL	Am	3	TFT Racing	FRA	Porsche 911 GT3 Cup	14	**14**	**1:52.635**	3.654	0.054	185.1
23	**80**	Johannes Zelger	ITA	Am	4	Tsunami RT	ITA	Porsche 911 GT3 Cup	14	**14**	**1:52.942**	3.961	0.307	184.6
24	**8**	Christian Jaquillard	CHE	Am	5	Racing Technology	FRA	Porsche 911 GT3 Cup	13	**7**	**1:54.138**	5.157	1.196	182.7
25	**78**	Dominique Bastien	USA	Am	6	Speedlover	BEL	Porsche 911 GT3 Cup	12	**12**	**1:54.918**	5.937	0.780	181.4
26	**12**	Ludovic Loeul	FRA	Am	7	Porsche Lorient Racing	FRA	Porsche 911 GT3 Cup	4	**3**	**1:55.570**	6.589	0.652	180.4
27	**66**	Gilles Colombani	FRA	Am	8	Team Clairet Sport	FRA	Porsche 911 GT3 Cup	12	**10**	**1:55.815**	6.834	0.245	180.0

*** PENALTIES**

CARS #1 - #2 - #8 - #24 - #29 - #49 - #53 - #56 - #66 - #76 - #78 - #80 - #89 SOME LAP TIMES DELETED DUE TRACK LIMITS

Published at:.....

Track Temp: **26.5 °C** Air Temp: **22.7 °C** Humidity: **60 %** Track Status: **WET**

Race Director:

Timekeeper:

Luis García

JOB-1605-ESP/M

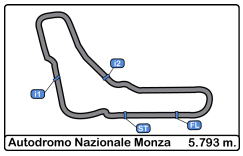

Autodromo Nazionale Monza
Porsche Carrera Cup France
Qualifying
Provisional Results by Category

PORSCHE CARRERA CUP FRANCE

Pro

Clas	Nº	Driver	Nat	Cat	Clas	Team	Nat	Vehicle	Laps	Best	Time	Gap	Interval	Km/h
1	98	Dorian Boccolacci	FRA	Pro	1	Forestier Racing CLRT	FRA	Porsche 911 GT3 Cup	13	11	1:48.981			191.3
2	99	Benjamin Paque	BEL	Pro	2	Forestier Racing CLRT	FRA	Porsche 911 GT3 Cup	13	11	1:49.410	0.429	0.429	190.6
3	22	Alessandro Ghiretti	FRA	Pro	3	Martinet by Alméras	FRA	Porsche 911 GT3 Cup	15	13	1:49.500	0.519	0.090	190.4
4	5	Mathys Jaubert	FRA	Pro	4	TFT Racing	FRA	Porsche 911 GT3 Cup	13	11	1:49.750	0.769	0.250	190.0
5	1	Marvin Klein	FRA	Pro	5	TFT Racing	FRA	Porsche 911 GT3 Cup	12	11	1:50.004	1.023	0.254	189.5
6	76	Louis Perrot	FRA	Pro	6	IMSA LS Group Performance	FRA	Porsche 911 GT3 Cup	14	7	1:50.108	1.127	0.104	189.4
7	29	Louis Rousset	FRA	Pro	7	Forestier Racing CLRT	FRA	Porsche 911 GT3 Cup	13	12	1:50.290	1.309	0.182	189.0
8	27	Marlon Hernandez	FRA	Pro	8	ABM	FRA	Porsche 911 GT3 Cup	12	10	1:50.422	1.441	0.132	188.8
9	77	Jérémy Sarhy	FRA	Pro	9	Racing Technology	FRA	Porsche 911 GT3 Cup	14	14	1:50.679	1.698	0.257	188.4
10	74	Victor Blugeon	FRA	Pro	10	ABM	FRA	Porsche 911 GT3 Cup	12	11	1:50.876	1.895	0.197	188.0
11	53	Arthur Mathieu	FRA	Pro	11	Martinet by Alméras	FRA	Porsche 911 GT3 Cup	13	12	1:50.896	1.915	0.020	188.0

Pro-Am

Clas	Nº	Driver	Nat	Cat	Clas	Team	Nat	Vehicle	Laps	Best	Time	Gap	Interval	Km/h
1	2	Marc Guillot	FRA	Pro-Am	1	HERRERO Racing	FRA	Porsche 911 GT3 Cup	14	13	1:50.632			188.5
2	7	Jérôme Boullery	FRA	Pro-Am	2	Racing Technology	FRA	Porsche 911 GT3 Cup	15	13	1:50.682	0.050	0.050	188.4
3	91	Alberto De Amicis	ITA	Pro-Am	3	EBI Motors	ITA	Porsche 911 GT3 Cup	11	11	1:50.746	0.114	0.064	188.3
4	89	Bashar Mardini	CAN	Pro-Am	4	Tsunami RT	ITA	Porsche 911 GT3 Cup	14	12	1:51.183	0.551	0.437	187.5
5	38	Sébastien Dussolliet	FRA	Pro-Am	5	ABM	FRA	Porsche 911 GT3 Cup	14	14	1:51.238	0.606	0.055	187.4
6	59	Maxence Maurice	FRA	Pro-Am	6	IMSA LS Group Performance	FRA	Porsche 911 GT3 Cup	13	13	1:51.522	0.890	0.284	187.0
7	911	Christophe Lapierre	FRA	Pro-Am	7	Martinet by Alméras	FRA	Porsche 911 GT3 Cup	14	7	1:51.744	1.112	0.222	186.6
8	56	Frédéric Ancel	FRA	Pro-Am	8	Porsche Lorient Racing	FRA	Porsche 911 GT3 Cup	13	13	1:52.433	1.801	0.689	185.4

Am

Clas	Nº	Driver	Nat	Cat	Clas	Team	Nat	Vehicle	Laps	Best	Time	Gap	Interval	Km/h
1	73	Sébastien Poisson	FRA	Am	1	ABM	FRA	Porsche 911 GT3 Cup	13	13	1:51.557			186.9
2	49	Karim Ajlani	CHE	Am	2	ABM	FRA	Porsche 911 GT3 Cup	12	12	1:52.581	1.024	1.024	185.2
3	24	Alexandre Leroy	BEL	Am	3	TFT Racing	FRA	Porsche 911 GT3 Cup	14	14	1:52.635	1.078	0.054	185.1
4	80	Johannes Zelger	ITA	Am	4	Tsunami RT	ITA	Porsche 911 GT3 Cup	14	14	1:52.942	1.385	0.307	184.6
5	8	Christian Jaquillard	CHE	Am	5	Racing Technology	FRA	Porsche 911 GT3 Cup	13	7	1:54.138	2.581	1.196	182.7
6	78	Dominique Bastien	USA	Am	6	Speedlover	BEL	Porsche 911 GT3 Cup	12	12	1:54.918	3.361	0.780	181.4
7	12	Ludovic Loeul	FRA	Am	7	Porsche Lorient Racing	FRA	Porsche 911 GT3 Cup	4	3	1:55.570	4.013	0.652	180.4
8	66	Gilles Colombani	FRA	Am	8	Team Clairet Sport	FRA	Porsche 911 GT3 Cup	12	10	1:55.815	4.258	0.245	180.0

*** PENALTIES**

CARS #1 - #2 - #8 - #24 - #29 - #49 - #53 - #56 - #66 - #76 - #78 - #80 - #89 SOME LAP TIMES DELETED DUE TRACK LIMITS

Published at:.....

Track Temp: **26.5 °C** Air Temp: **22.7 °C** Humidity: **60 %** Track Status: **WET**

Race Director:

Timekeeper:

Luis García

JOB-1605-ESP/M

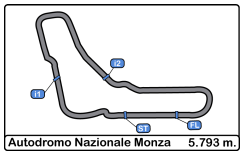

Autodromo Nazionale Monza
Porsche Carrera Cup France
Qualifying
Provisional Results by Class

PORSCHE CARRERA CUP FRANCE

Clas	Nº	Driver	Nat	Cat	Clas	Team	Nat	Vehicle	Laps	Best	Time	Gap	Interval	Km/h
1	98	Dorian Boccolacci	FRA			Forestier Racing CLRT	FRA	Porsche 911 GT3 Cup	13	11	1:48.981			191.3
2	22	Alessandro Ghiretti	FRA			Martinet by Alméras	FRA	Porsche 911 GT3 Cup	15	13	1:49.500	0.519	0.519	190.4
3	1	Marvin Klein	FRA			TFT Racing	FRA	Porsche 911 GT3 Cup	12	11	1:50.004	1.023	0.504	189.5
4	76	Louis Perrot	FRA			IMSA LS Group Performance	FRA	Porsche 911 GT3 Cup	14	7	1:50.108	1.127	0.104	189.4
5	2	Marc Guillot	FRA			HERRERO Racing	FRA	Porsche 911 GT3 Cup	14	13	1:50.632	1.651	0.524	188.5
6	77	Jérémy Sarhy	FRA			Racing Technology	FRA	Porsche 911 GT3 Cup	14	14	1:50.679	1.698	0.047	188.4
7	7	Jérôme Boullery	FRA			Racing Technology	FRA	Porsche 911 GT3 Cup	15	13	1:50.682	1.701	0.003	188.4
8	91	Alberto De Amicis	ITA			EBI Motors	ITA	Porsche 911 GT3 Cup	11	11	1:50.746	1.765	0.064	188.3
9	74	Victor Blugeon	FRA			ABM	FRA	Porsche 911 GT3 Cup	12	11	1:50.876	1.895	0.130	188.0
10	53	Arthur Mathieu	FRA			Martinet by Alméras	FRA	Porsche 911 GT3 Cup	13	12	1:50.896	1.915	0.020	188.0
11	89	Bashar Mardini	CAN			Tsunami RT	ITA	Porsche 911 GT3 Cup	14	12	1:51.183	2.202	0.287	187.5
12	38	Sébastien Dussolliet	FRA			ABM	FRA	Porsche 911 GT3 Cup	14	14	1:51.238	2.257	0.055	187.4
13	59	Maxence Maurice	FRA			IMSA LS Group Performance	FRA	Porsche 911 GT3 Cup	13	13	1:51.522	2.541	0.284	187.0
14	73	Sébastien Poisson	FRA			ABM	FRA	Porsche 911 GT3 Cup	13	13	1:51.557	2.576	0.035	186.9
15	911	Christophe Lapierre	FRA			Martinet by Alméras	FRA	Porsche 911 GT3 Cup	14	7	1:51.744	2.763	0.187	186.6
16	56	Frédéric Ancel	FRA			Porsche Lorient Racing	FRA	Porsche 911 GT3 Cup	13	13	1:52.433	3.452	0.689	185.4
17	49	Karim Ajlani	CHE			ABM	FRA	Porsche 911 GT3 Cup	12	12	1:52.581	3.600	0.148	185.2
18	24	Alexandre Leroy	BEL			TFT Racing	FRA	Porsche 911 GT3 Cup	14	14	1:52.635	3.654	0.054	185.1
19	80	Johannes Zelger	ITA			Tsunami RT	ITA	Porsche 911 GT3 Cup	14	14	1:52.942	3.961	0.307	184.6
20	8	Christian Jaquillard	CHE			Racing Technology	FRA	Porsche 911 GT3 Cup	13	7	1:54.138	5.157	1.196	182.7
21	78	Dominique Bastien	USA			Speedlover	BEL	Porsche 911 GT3 Cup	12	12	1:54.918	5.937	0.780	181.4
22	12	Ludovic Loeul	FRA			Porsche Lorient Racing	FRA	Porsche 911 GT3 Cup	4	3	1:55.570	6.589	0.652	180.4
23	66	Gilles Colombani	FRA			Team Clairet Sport	FRA	Porsche 911 GT3 Cup	12	10	1:55.815	6.834	0.245	180.0

Rookie

Clas	Nº	Driver	Nat	Cat	Clas	Team	Nat	Vehicle	Laps	Best	Time	Gap	Interval	Km/h
1	99	Benjamin Paque	BEL	R	1	Forestier Racing CLRT	FRA	Porsche 911 GT3 Cup	13	11	1:49.410			190.6
2	5	Mathys Jaubert	FRA	R	2	TFT Racing	FRA	Porsche 911 GT3 Cup	13	11	1:49.750	0.340	0.340	190.0
3	29	Louis Rousset	FRA	R	3	Forestier Racing CLRT	FRA	Porsche 911 GT3 Cup	13	12	1:50.290	0.880	0.540	189.0
4	27	Marlon Hernandez	FRA	R	4	ABM	FRA	Porsche 911 GT3 Cup	12	10	1:50.422	1.012	0.132	188.8

*** PENALTIES**

CARS #1 - #2 - #8 - #24 - #29 - #49 - #53 - #56 - #66 - #76 - #78 - #80 - #89 SOME LAP TIMES DELETED DUE TRACK LIMITS

Published at:.....

Track Temp: **26.5 °C** Air Temp: **22.7 °C** Humidity: **60 %** Track Status: **WET**

Race Director:

Timekeeper:

Luis García

JOB-1605-ESP/M

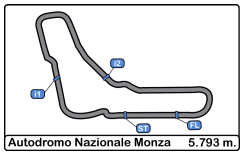

Autodromo Nazionale Monza
Porsche Carrera Cup France
Qualifying
Provisional 2 Fastest Lap Results

Clas	Nº	Driver	Nat	Cat	Clas	Team	Nat	Vehicle	Laps	Best	Time	Gap	Interval	Km/h
1	98	Dorian Boccolacci	FRA	Pro	1	Forestier Racing CLRT	FRA	Porsche 911 GT3 Cup	13	12	1:49.173			191.3
2	99	Benjamin Paque	BEL	Pro	2	Forestier Racing CLRT	FRA	Porsche 911 GT3 Cup	13	12	1:49.537	0.364	0.364	190.6
3	1	Marvin Klein	FRA	Pro	3	TFT Racing	FRA	Porsche 911 GT3 Cup	12	9	1:50.023	0.850	0.486	189.5
4	22	Alessandro Ghiretti	FRA	Pro	4	Martinet by Alméras	FRA	Porsche 911 GT3 Cup	15	14	1:50.076	0.903	0.053	190.4
5	76	Louis Perrot	FRA	Pro	5	IMSA LS Group Performance	FRA	Porsche 911 GT3 Cup	14	14	1:50.159	0.986	0.083	189.4
6	29	Louis Rousset	FRA	Pro	6	Forestier Racing CLRT	FRA	Porsche 911 GT3 Cup	13	13	1:50.348	1.175	0.189	189.0
7	5	Mathys Jaubert	FRA	Pro	7	TFT Racing	FRA	Porsche 911 GT3 Cup	13	4	1:50.416	1.243	0.068	190.0
8	27	Marlon Hernandez	FRA	Pro	8	ABM	FRA	Porsche 911 GT3 Cup	12	5	1:50.682	1.509	0.266	188.8
9	77	Jérémy Sarhy	FRA	Pro	9	Racing Technology	FRA	Porsche 911 GT3 Cup	14	13	1:50.775	1.602	0.093	188.4
10	53	Arthur Mathieu	FRA	Pro	10	Martinet by Alméras	FRA	Porsche 911 GT3 Cup	13	5	1:50.919	1.746	0.144	188.0
11	91	Alberto De Amicis	ITA	Pro-Am	1	EBI Motors	ITA	Porsche 911 GT3 Cup	11	10	1:50.933	1.760	0.014	188.3
12	7	Jérôme Boullery	FRA	Pro-Am	2	Racing Technology	FRA	Porsche 911 GT3 Cup	15	14	1:50.958	1.785	0.025	188.4
13	74	Victor Blugeon	FRA	Pro	11	ABM	FRA	Porsche 911 GT3 Cup	12	10	1:50.979	1.806	0.021	188.0
14	2	Marc Guillot	FRA	Pro-Am	3	HERRERO Racing	FRA	Porsche 911 GT3 Cup	14	12	1:51.187	2.014	0.208	188.5
15	89	Bashar Mardini	CAN	Pro-Am	4	Tsunami RT	ITA	Porsche 911 GT3 Cup	14	7	1:51.267	2.094	0.080	187.5
16	38	Sébastien Dussolliet	FRA	Pro-Am	5	ABM	FRA	Porsche 911 GT3 Cup	14	13	1:51.404	2.231	0.137	187.4
17	59	Maxence Maurice	FRA	Pro-Am	6	IMSA LS Group Performance	FRA	Porsche 911 GT3 Cup	13	12	1:51.832	2.659	0.428	187.0
18	911	Christophe Lapierre	FRA	Pro-Am	7	Martinet by Alméras	FRA	Porsche 911 GT3 Cup	14	12	1:51.882	2.709	0.050	186.6
19	73	Sébastien Poisson	FRA	Am	1	ABM	FRA	Porsche 911 GT3 Cup	13	12	1:52.009	2.836	0.127	186.9
20	56	Frédéric Ancel	FRA	Pro-Am	8	Porsche Lorient Racing	FRA	Porsche 911 GT3 Cup	13	6	1:52.768	3.595	0.759	185.4
21	24	Alexandre Leroy	BEL	Am	2	TFT Racing	FRA	Porsche 911 GT3 Cup	14	13	1:52.941	3.768	0.173	185.1
22	80	Johannes Zelger	ITA	Am	3	Tsunami RT	ITA	Porsche 911 GT3 Cup	14	12	1:53.223	4.050	0.282	184.6
23	49	Karim Ajlani	CHE	Am	4	ABM	FRA	Porsche 911 GT3 Cup	12	10	1:54.028	4.855	0.805	185.2
24	8	Christian Jaquillard	CHE	Am	5	Racing Technology	FRA	Porsche 911 GT3 Cup	13	12	1:54.549	5.376	0.521	182.7
25	78	Dominique Bastien	USA	Am	6	Speedlover	BEL	Porsche 911 GT3 Cup	12	10	1:55.624	6.451	1.075	181.4
26	66	Gilles Colombani	FRA	Am	7	Team Clairet Sport	FRA	Porsche 911 GT3 Cup	12	8	1:57.017	7.844	1.393	180.0
27	12	Ludovic Loeul	FRA	Am	8	Porsche Lorient Racing	FRA	Porsche 911 GT3 Cup	4	2	2:04.279	15.106	7.262	180.4

*** PENALTIES**

CARS #1 - #2 - #8 - #24 - #29 - #49 - #53 - #56 - #66 - #76 - #78 - #80 - #89 SOME LAP TIMES DELETED DUE TRACK LIMITS

Published at:.....

Track Temp: **26.5 °C** Air Temp: **22.7 °C** Humidity: **60 %** Track Status: **WET**

Race Director:

Timekeeper:

Luis García

JOB-1605-ESP/M

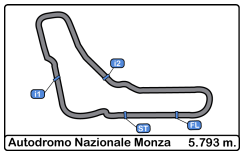

Autodromo Nazionale Monza
Porsche Carrera Cup France
Qualifying
Lap Analysis

PORSCHE CARRERA CUP FRANCE

1 — Marvin Klein — Porsche 911 GT3 Cup
Pro — TFT Racing

Lap	D	Time	Sector 1	Sector 2	Sector 3	T. Spd	Elapsed
1		10:49:39.970	10:48:08.836	46.383	44.751	71.2	10:49:39.970
2		2:01.349	41.384	39.810	40.155	161.4	10:51:41.319
3		1:53.970	35.040	37.783	41.147	259.6	10:53:35.289
4		1:50.524	34.854	37.324	38.346	264.7	10:55:25.813
5		~~1:52.187~~	35.984	37.399	38.804	211.3	10:57:18.000
6		2:04.095	P 37.778	38.506	47.811	267.9	10:59:22.095
7		8:47.977	7:21.883	42.929	43.165	152.5	11:08:10.072
8		1:57.525	37.069	40.505	39.951	244.3	11:10:07.597
9		1:50.023	34.864	37.369	37.790	267.9	11:11:57.620
10		~~1:49.901~~	34.822	37.274	37.805	269.3	11:13:47.521
11		1:50.004	34.778	37.238	37.988	266.6	11:15:37.525
12		~~1:49.952~~	34.790	37.378	37.784	270.6	11:17:27.477
13			43.243	47.103		171.9	

2 — Marc Guillot — Porsche 911 GT3 Cup
Pro-Am — HERRERO Racing

Lap	D	Time	Sector 1	Sector 2	Sector 3	T. Spd	Elapsed
1		10:49:49.585	10:48:16.737	47.839	45.009	83.7	10:49:49.585
2		2:02.917	38.652	41.935	42.330	178.2	10:51:52.502
3		1:54.769	36.017	39.133	39.619	226.8	10:53:47.271
4		~~1:54.159~~	35.885	38.838	39.436	246.5	10:55:41.430
5		~~1:51.953~~	35.214	38.181	38.558	262.1	10:57:33.383
6		1:54.739	35.302	39.971	39.466	264.7	10:59:28.122
7		1:51.519	35.086	38.144	38.289	264.0	11:01:19.641
8		2:05.401	P 36.553	41.038	47.810	239.4	11:03:25.042
9		4:46.230	3:12.510	47.848	45.872	166.6	11:08:11.272
10		1:58.108	37.420	40.776	39.912	201.1	11:10:09.380
11		1:52.022	35.582	38.050	38.390	251.1	11:12:01.402
12		1:51.187	35.169	37.807	38.211	258.3	11:13:52.589
13		1:50.632	34.965	37.501	38.166	265.3	11:15:43.221
14		1:58.844	36.476	38.861	43.507	260.2	11:17:42.065
15			47.294	43.218		126.7	

5 — Mathys Jaubert — Porsche 911 GT3 Cup
Pro — TFT Racing

Lap	D	Time	Sector 1	Sector 2	Sector 3	T. Spd	Elapsed
1		10:49:44.798	10:48:11.440	47.480	45.878	69.9	10:49:44.798
2		2:00.127	41.154	39.753	39.220	210.1	10:51:44.925
3		1:52.178	35.248	37.896	39.034	258.9	10:53:37.103
4		1:50.416	34.962	37.534	37.920	268.6	10:55:27.519
5		1:51.137	35.002	37.437	38.698	270.6	10:57:18.656
6		1:50.911	34.786	37.867	38.258	270.0	10:59:09.567
7		2:00.447	P 34.898	37.482	48.067	267.9	11:01:10.014
8		7:00.674	5:35.657	42.537	42.480	142.4	11:08:10.688
9		1:57.662	37.210	41.023	39.429	224.0	11:10:08.350
10		1:50.601	35.039	37.736	37.826	265.3	11:11:58.951
11		1:49.750	34.842	37.195	37.713	268.6	11:13:48.701
12		1:53.083	34.779	37.425	40.879	271.3	11:15:41.784
13		2:17.683	P 38.984	39.677	59.022	186.5	11:17:59.467

7 — Jérôme Boullery — Porsche 911 GT3 Cup
Pro-Am — Racing Technology

Lap	D	Time	Sector 1	Sector 2	Sector 3	T. Spd	Elapsed
1		10:49:50.536	10:48:18.005	48.671	43.860	93.9	10:49:50.536
2		2:04.733	38.260	42.560	43.913	184.3	10:51:55.269
3		1:53.322	35.642	38.968	38.712	230.7	10:53:48.591
4		1:51.839	35.022	38.374	38.443	253.5	10:55:40.430
5		1:51.544	35.118	38.165	38.261	259.6	10:57:31.974
6		1:51.135	35.035	37.954	38.146	262.7	10:59:23.109
7		1:51.078	35.042	37.754	38.282	261.5	11:01:14.187
8		1:59.009	P 35.279	37.816	45.914	262.1	11:03:13.196
9		4:59.433	3:35.058	42.550	41.825	148.7	11:08:12.629
10		1:57.279	36.858	40.370	40.051	201.1	11:10:09.908
11		1:55.962	36.819	39.953	39.190	248.8	11:12:05.870
12		1:51.008	35.015	37.933	38.060	260.2	11:13:56.878
13		1:50.682	34.820	37.571	38.291	266.6	11:15:47.560
14		1:50.958	34.851	37.590	38.517	262.1	11:17:38.518
15		3:05.214	P 43.861	45.604	1:35.749	168.7	11:20:43.732

8 — Christian Jaquillard — Porsche 911 GT3 Cup
Am — Racing Technology

Lap	D	Time	Sector 1	Sector 2	Sector 3	T. Spd	Elapsed
1		10:50:17.668	10:48:37.439	52.462	47.767	102.8	10:50:17.668
2		2:02.861	40.214	41.327	41.320	170.8	10:52:20.529
3		1:56.599	36.241	40.046	40.312	241.0	10:54:17.128
4		1:56.932	36.174	39.505	41.253	238.9	10:56:14.060
5		~~1:55.265~~	35.958	39.221	40.086	252.9	10:58:09.325
6		~~1:56.334~~	36.155	39.239	40.940	248.8	11:00:05.659
7		1:54.138	35.782	38.665	39.691	258.9	11:01:59.797
8		2:24.776	P 43.522	45.504	55.750	177.6	11:04:24.573
9		5:04.632	3:37.468	44.603	42.561	150.0	11:09:29.205
10		1:57.176	36.935	39.901	40.340	220.4	11:11:26.381
11		~~1:56.138~~	35.731	39.847	40.560	257.1	11:13:22.519
12		1:54.549	36.054	38.944	39.551	257.7	11:15:17.068
13		~~1:55.552~~	37.135	38.813	39.604	242.1	11:17:12.620
14			47.826	53.400		165.6	

12 — Ludovic Loeul — Porsche 911 GT3 Cup
Am — Porsche Lorient Racing

Lap	D	Time	Sector 1	Sector 2	Sector 3	T. Spd	Elapsed
1		10:50:02.720	10:48:23.941	51.074	47.705	87.8	10:50:02.720
2		2:04.279	38.955	40.966	44.358	187.1	10:52:06.999
3		1:55.570	36.137	39.327	40.106	241.6	10:54:02.569
4		2:15.032	P 36.998	38.885	59.149	251.7	10:56:17.601

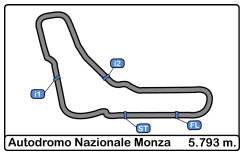

Autodromo Nazionale Monza
Porsche Carrera Cup France
Qualifying
Lap Analysis

PORSCHE CARRERA CUP FRANCE

22 — Alessandro Ghiretti — Porsche 911 GT3 Cup
Pro — Martinet by Alméras

Lap	D	Time	Sector 1	Sector 2	Sector 3	T. Spd	Elapsed
1		10:49:36.239	10:48:05.896	45.171	45.172	85.5	10:49:36.239
2		1:58.183	39.946	39.055	39.182	226.8	10:51:34.422
3		1:50.999	35.239	37.777	37.983	257.7	10:53:25.421
4		1:50.296	34.960	37.381	37.955	267.3	10:55:15.717
5		1:50.767	35.050	37.529	38.188	268.6	10:57:06.484
6		1:50.257	34.910	37.483	37.864	268.6	10:58:56.741
7		1:50.185	34.931	37.451	37.803	269.3	11:00:46.926
8		2:05.040	35.766	39.868	49.406	228.8	11:02:51.966
9		6:16.055	4:49.283	42.125	44.647	175.6	11:09:08.021
10		1:55.066	38.305	38.377	38.384	230.2	11:11:03.087
11		1:55.544	34.695	41.347	39.502	271.3	11:12:58.631
12		1:50.179	34.832	37.345	38.002	270.6	11:14:48.810
13		1:49.500	34.706	37.116	37.678	270.6	11:16:38.310
14		1:50.076	34.813	37.304	37.959	270.6	11:18:28.386
15		2:55.525	47.004	56.614	1:11.907	175.3	11:21:23.911

24 — Alexandre Leroy — Porsche 911 GT3 Cup
Am — TFT Racing

Lap	D	Time	Sector 1	Sector 2	Sector 3	T. Spd	Elapsed
1		10:50:14.685	10:48:33.314	51.941	49.430	119.3	10:50:14.685
2		2:04.992	41.235	41.077	42.680	169.5	10:52:19.677
3		1:55.305	36.143	39.961	39.201	235.2	10:54:14.982
4		1:55.574	35.652	39.346	40.576	253.5	10:56:10.556
5		~~1:54.104~~	35.697	39.041	39.366	253.5	10:58:04.660
6		~~1:53.823~~	35.474	38.945	39.404	260.8	10:59:58.483
7		1:53.300	35.372	38.958	38.970	262.1	11:01:51.783
8		1:53.488	35.542	38.688	39.258	262.1	11:03:45.271
9		2:08.290	35.457	41.254	51.579	261.5	11:05:53.561
10		4:12.913	2:34.017	48.626	50.270	131.2	11:10:06.474
11		2:13.712	46.616	44.832	42.264	148.5	11:12:20.186
12		1:58.306	35.668	42.340	40.298	250.0	11:14:18.492
13		1:52.941	35.736	38.439	38.766	237.8	11:16:11.433
14		1:52.635	35.492	38.443	38.700	260.2	11:18:04.068
15			45.503	51.854		151.0	

27 — Marlon Hernandez — Porsche 911 GT3 Cup
Pro — ABM

Lap	D	Time	Sector 1	Sector 2	Sector 3	T. Spd	Elapsed
1		10:49:45.819	10:48:12.536	48.009	45.274	65.7	10:49:45.819
2		1:59.937	40.358	39.969	39.610	213.0	10:51:45.756
3		1:52.461	35.121	37.975	39.365	262.1	10:53:38.217
4		1:50.709	34.885	37.681	38.143	267.9	10:55:28.926
5		1:50.682	34.964	37.534	38.184	271.3	10:57:19.608
6		1:50.718	34.859	37.793	38.066	271.3	10:59:10.326
7		2:00.221	34.903	37.555	47.763	272.0	11:01:10.547
8		7:15.619	5:53.680	42.258	39.681	183.9	11:08:26.166
9		1:55.940	36.603	39.413	39.924	212.1	11:10:22.106
10		1:50.422	34.869	37.682	37.871	269.3	11:12:12.528
11		2:20.511	35.228	50.145	55.138	271.3	11:14:33.039
12		2:28.722	1:11.852	37.782	39.088	152.7	11:17:01.761
13			35.004	42.422		271.3	

29 — Louis Rousset — Porsche 911 GT3 Cup
Pro — Forestier Racing CLRT

Lap	D	Time	Sector 1	Sector 2	Sector 3	T. Spd	Elapsed
1		~~10:49:47.673~~	10:48:19.252	45.782	42.639	88.8	10:49:47.673
2		1:58.955	38.692	40.406	39.857	213.4	10:51:46.628
3		~~1:52.375~~	35.254	38.279	38.842	253.5	10:53:39.003
4		1:51.030	35.192	37.759	38.079	267.3	10:55:30.033
5		1:50.371	34.754	37.680	37.937	268.6	10:57:20.404
6		1:50.788	34.941	37.591	38.256	264.7	10:59:11.192
7		2:00.201	34.818	37.477	47.906	268.6	11:01:11.393
8		7:06.333	5:32.474	42.702	51.157	156.0	11:08:17.726
9		2:19.261	57.921	40.311	41.029	191.1	11:10:36.987
10		1:50.993	35.100	37.815	38.078	264.7	11:12:27.980
11		1:50.459	34.770	37.510	38.179	270.0	11:14:18.439
12		1:50.290	34.919	37.539	37.832	266.6	11:16:08.729
13		1:50.348	34.925	37.495	37.928	270.0	11:17:59.077
14			41.488	51.335		194.9	

38 — Sébastien Dussolliet — Porsche 911 GT3 Cup
Pro-Am — ABM

Lap	D	Time	Sector 1	Sector 2	Sector 3	T. Spd	Elapsed
1		10:50:00.459	10:48:27.363	48.175	44.921	86.6	10:50:00.459
2		1:58.414	36.698	40.360	41.356	204.9	10:51:58.873
3		1:53.284	35.419	38.554	39.311	246.5	10:53:52.157
4		1:52.451	35.524	38.234	38.693	255.9	10:55:44.608
5		1:59.644	40.739	39.428	39.477	276.2	10:57:44.252
6		1:51.953	35.339	37.999	38.615	252.3	10:59:36.205
7		1:51.786	35.057	38.085	38.644	262.1	11:01:27.991
8		1:51.594	35.152	37.996	38.446	257.7	11:03:19.585
9		2:06.642	37.078	40.152	49.412	217.3	11:05:26.227
10		5:30.830	4:07.517	42.062	41.251	173.0	11:10:57.057
11		1:54.558	36.159	39.183	39.216	221.7	11:12:51.615
12		1:51.651	35.163	38.073	38.415	264.7	11:14:43.266
13		1:51.404	35.176	37.956	38.272	263.4	11:16:34.670
14		1:51.238	35.133	37.978	38.127	258.9	11:18:25.908
15			41.247	43.830		178.5	

49 — Karim Ajlani — Porsche 911 GT3 Cup
Am — ABM

Lap	D	Time	Sector 1	Sector 2	Sector 3	T. Spd	Elapsed
1		10:50:11.816	10:48:31.350	50.706	49.760	109.0	10:50:11.816
2		2:05.329	38.587	43.138	43.604	144.9	10:52:17.145
3		1:54.495	35.935	39.467	39.093	252.9	10:54:11.640
4		1:55.068	35.716	38.688	40.664	263.4	10:56:06.708
5		~~1:53.986~~	35.497	39.054	39.435	264.0	10:58:00.694
6		~~2:02.054~~	35.257	38.658	48.139	262.1	11:00:02.748
7		6:31.918	4:37.973	54.882	59.063	129.9	11:06:34.666
8		2:10.970	45.387	41.643	43.940	158.8	11:08:45.636
9		1:54.224	35.507	38.919	39.798	244.8	11:10:39.860
10		1:54.028	35.478	39.072	39.478	267.9	11:12:33.888
11		1:59.710	35.366	44.449	39.895	262.7	11:14:33.598
12		1:52.581	35.514	38.198	38.869	266.0	11:16:26.179
13			35.330	40.069		261.5	

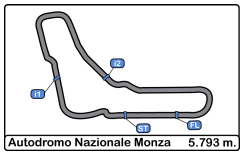

Autodromo Nazionale Monza
Porsche Carrera Cup France
Qualifying
Lap Analysis

PORSCHE CARRERA CUP FRANCE

53 — Arthur Mathieu — Porsche 911 GT3 Cup
Pro — Martinet by Alméras

Lap	D	Time	Sector 1	Sector 2	Sector 3	T. Spd	Elapsed
1		10:49:48.332	10:48:15.639	47.856	44.837	90.0	10:49:48.332
2		2:03.010	38.905	41.757	42.348	188.4	10:51:51.342
3		1:52.283	35.434	38.370	38.479	251.1	10:53:43.625
4		~~1:51.267~~	35.041	38.009	38.217	266.0	10:55:34.892
5		1:50.919	35.021	37.781	38.117	268.6	10:57:25.811
6		2:00.496	34.936	37.866	47.694	267.3	10:59:26.307
7		5:41.799	4:12.100	44.903	44.796	155.6	11:05:08.106
8		1:55.913	36.894	39.851	39.168	211.3	11:07:04.019
9		1:53.119	36.147	38.500	38.472	227.8	11:08:57.138
10		1:51.895	35.262	38.243	38.390	262.1	11:10:49.033
11		1:50.924	35.076	37.642	38.206	264.0	11:12:39.957
12		1:50.896	35.146	37.736	38.014	267.3	11:14:30.853
13		1:51.023	35.034	37.778	38.211	267.9	11:16:21.876
14			35.065	37.906		268.6	

56 — Frédéric Ancel — Porsche 911 GT3 Cup
Pro-Am — Porsche Lorient Racing

Lap	D	Time	Sector 1	Sector 2	Sector 3	T. Spd	Elapsed
1		10:49:57.958	10:48:21.697	48.214	48.047	86.4	10:49:57.958
2		2:02.777	38.298	41.083	43.396	193.2	10:52:00.735
3		~~1:55.365~~	36.352	39.303	39.710	225.0	10:53:56.100
4		1:52.902	35.454	38.487	38.961	250.0	10:55:49.002
5		1:53.445	35.173	38.872	39.400	254.1	10:57:42.447
6		1:52.768	35.388	38.399	38.981	255.9	10:59:35.215
7		1:53.236	35.151	38.724	39.361	259.6	11:01:28.451
8		2:12.104	37.736	42.463	51.905	225.0	11:03:40.555
9		5:16.392	3:42.882	47.942	45.568	141.1	11:08:56.947
10		2:03.797	38.766	42.508	42.523	215.1	11:11:00.744
11		2:11.425	35.352	43.814	52.259	257.1	11:13:12.169
12		3:07.416	1:49.194	38.966	39.256	169.5	11:16:19.585
13		1:52.433	35.096	38.401	38.936	260.2	11:18:12.018
14			42.214	46.304		166.4	

59 — Maxence Maurice — Porsche 911 GT3 Cup
Pro-Am — IMSA LS Group Performance

Lap	D	Time	Sector 1	Sector 2	Sector 3	T. Spd	Elapsed
1		10:50:55.534	10:49:11.368	50.170	53.996	144.7	10:50:55.534
2		2:09.776	44.086	43.326	42.364	179.7	10:53:05.310
3		1:53.646	35.519	38.585	39.542	248.2	10:54:58.956
4		1:52.852	35.239	38.143	39.470	262.1	10:56:51.808
5		1:52.755	35.419	38.199	39.137	262.7	10:58:44.563
6		1:52.256	35.299	38.445	38.512	262.7	11:00:36.819
7		1:51.998	35.323	38.082	38.593	260.8	11:02:28.817
8		1:59.973	35.393	38.685	45.895	245.4	11:04:28.790
9		6:40.118	4:57.703	47.770	54.645	162.4	11:11:08.908
10		2:07.491	43.595	39.938	43.958	212.5	11:13:16.399
11		1:52.164	35.218	37.880	39.066	262.7	11:15:08.563
12		1:51.832	35.189	38.092	38.551	262.7	11:17:00.395
13		1:51.522	35.155	37.944	38.423	257.7	11:18:51.917
14			39.353	43.602		192.5	

66 — Gilles Colombani — Porsche 911 GT3 Cup
Am — Team Clairet Sport

Lap	D	Time	Sector 1	Sector 2	Sector 3	T. Spd	Elapsed
1		10:50:18.048	10:48:38.818	52.659	46.571	115.0	10:50:18.048
2		2:11.753	41.332	44.805	45.616	163.6	10:52:29.801
3		~~1:55.285~~	36.421	39.297	39.567	217.7	10:54:25.086
4		1:57.571	36.044	38.936	42.591	247.7	10:56:22.657
5		2:07.464	35.744	40.286	51.434	255.3	10:58:30.121
6		7:04.970	5:30.332	47.558	47.080	139.8	11:05:35.091
7		2:00.463	39.201	40.799	40.463	199.2	11:07:35.554
8		1:57.017	36.964	39.216	40.837	230.2	11:09:32.571
9		~~1:54.811~~	36.126	39.088	39.597	255.9	11:11:27.382
10		1:55.815	35.553	39.158	41.104	258.3	11:13:23.197
11		~~1:54.156~~	35.716	38.978	39.462	251.7	11:15:17.353
12		~~1:54.640~~	36.097	38.560	39.983	241.6	11:17:11.993
13			41.078	44.927		172.5	

73 — Sébastien Poisson — Porsche 911 GT3 Cup
Am — ABM

Lap	D	Time	Sector 1	Sector 2	Sector 3	T. Spd	Elapsed
1		10:50:15.249	10:48:34.287	52.481	48.481	111.1	10:50:15.249
2		2:00.488	37.108	40.552	42.828	192.8	10:52:15.737
3		1:53.036	35.341	38.722	38.973	256.5	10:54:08.773
4		1:55.113	35.263	38.366	41.484	264.0	10:56:03.886
5		1:52.539	35.294	38.395	38.850	260.2	10:57:56.425
6		1:52.093	35.186	38.106	38.801	257.1	10:59:48.518
7		2:00.324	35.150	38.590	46.584	258.3	11:01:48.842
8		5:42.663	4:08.122	49.102	45.439	114.0	11:07:31.505
9		1:56.257	36.541	40.061	39.655	204.1	11:09:27.762
10		1:52.505	35.364	38.368	38.773	255.9	11:11:20.267
11		1:52.958	35.733	38.548	38.677	263.4	11:13:13.225
12		1:52.009	35.045	38.476	38.488	267.3	11:15:05.234
13		1:51.557	35.012	38.052	38.493	264.7	11:16:56.791
14			34.863	38.316		269.3	

74 — Victor Blugeon — Porsche 911 GT3 Cup
Pro — ABM

Lap	D	Time	Sector 1	Sector 2	Sector 3	T. Spd	Elapsed
1		10:49:51.936	10:48:19.993	47.932	44.011	76.4	10:49:51.936
2		2:05.801	39.213	42.536	44.052	180.0	10:51:57.737
3		1:52.060	35.118	38.309	38.633	266.0	10:53:49.797
4		1:53.383	35.325	38.678	39.380	266.0	10:55:43.180
5		1:51.325	35.019	37.959	38.347	268.6	10:57:34.505
6		1:59.009	35.085	38.055	45.869	267.3	10:59:33.514
7		8:46.225	7:16.665	45.194	44.366	142.8	11:08:19.739
8		1:58.344	36.335	42.551	39.458	230.2	11:10:18.083
9		1:51.640	35.326	37.846	38.468	264.7	11:12:09.723
10		1:50.979	35.019	37.673	38.287	270.0	11:14:00.702
11		1:50.876	34.998	37.681	38.197	268.6	11:15:51.578
12		1:51.133	35.063	37.812	38.258	268.6	11:17:42.711
13			47.072	43.443		122.7	

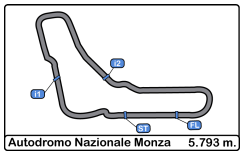

Autodromo Nazionale Monza
Porsche Carrera Cup France
Qualifying
Lap Analysis

PORSCHE CARRERA CUP FRANCE

76 Louis Perrot — Porsche 911 GT3 Cup
Pro — IMSA LS Group Performance

Lap	D	Time	Sector 1	Sector 2	Sector 3	T. Spd	Elapsed
1		10:50:53.917	10:49:08.617	51.326	53.974	151.2	10:50:53.917
2		2:09.214	44.669	43.022	41.523	177.3	10:53:03.131
3		~~1:51.667~~	35.337	37.973	38.357	253.5	10:54:54.798
4		1:50.934	35.167	37.624	38.143	264.7	10:56:45.732
5		1:50.309	34.972	37.383	37.954	267.9	10:58:36.041
6		1:51.346	35.004	37.860	38.482	268.6	11:00:27.387
7		1:50.108	34.958	37.419	37.731	266.6	11:02:17.495
8		2:00.667	35.777	37.609	47.281	231.7	11:04:18.162
9	P	4:51.386	3:23.642	42.566	45.178	178.2	11:09:09.548
10		1:57.684	39.300	38.962	39.422	216.8	11:11:07.232
11		1:53.422	36.556	38.138	38.728	268.6	11:13:00.654
12		~~1:50.827~~	34.760	37.923	38.144	259.6	11:14:51.481
13		1:50.267	34.764	37.391	38.112	260.2	11:16:41.748
14		1:50.159	34.862	37.442	37.855	268.6	11:18:31.907
15			44.659	56.241		185.5	

80 Johannes Zelger — Porsche 911 GT3 Cup
Am — Tsunami RT

Lap	D	Time	Sector 1	Sector 2	Sector 3	T. Spd	Elapsed
1		10:50:19.304	10:48:36.345	52.332	50.627	96.0	10:50:19.304
2		2:07.847	41.580	42.482	43.785	132.0	10:52:27.151
3		1:56.567	36.457	40.037	40.073	222.6	10:54:23.718
4		1:56.784	35.726	39.093	41.965	238.4	10:56:20.502
5		1:53.896	35.698	39.003	39.195	245.4	10:58:14.398
6		1:53.234	35.588	38.657	38.989	250.0	11:00:07.632
7		~~1:53.156~~	35.435	38.795	38.926	252.3	11:02:00.788
8		2:13.438	38.576	42.315	52.547	193.8	11:04:14.226
9	P	4:59.235	3:22.470	50.821	45.944	156.0	11:09:13.461
10		2:02.092	40.041	41.968	40.083	139.5	11:11:15.553
11		1:53.511	35.738	38.816	38.957	249.4	11:13:09.064
12		1:53.223	35.516	38.634	39.073	260.2	11:15:02.287
13		1:53.236	35.367	38.609	39.260	259.6	11:16:55.523
14		1:52.942	35.456	38.603	38.883	248.2	11:18:48.465
15			42.342	46.623		177.9	

77 Jérémy Sarhy — Porsche 911 GT3 Cup
Pro — Racing Technology

Lap	D	Time	Sector 1	Sector 2	Sector 3	T. Spd	Elapsed
1		10:49:47.646	10:48:15.064	48.237	44.345	83.9	10:49:47.646
2		2:01.503	39.174	41.771	40.558	203.0	10:51:49.149
3		1:52.521	35.222	38.278	39.021	244.8	10:53:41.670
4		2:05.524	38.142	39.918	47.464	264.7	10:55:47.194
5	P	3:02.876	1:45.362	38.504	39.010	188.4	10:58:50.070
6		1:51.487	35.292	37.747	38.448	240.0	11:00:41.557
7		1:51.202	35.218	37.944	38.040	243.7	11:02:32.759
8		1:51.351	35.067	38.058	38.226	253.5	11:04:24.110
9		2:00.271	35.094	37.864	47.313	250.0	11:06:24.381
10	P	3:33.592	1:59.141	46.428	48.023	139.1	11:09:57.973
11		1:55.718	36.428	39.525	39.765	210.9	11:11:53.691
12		1:50.893	35.180	37.744	37.969	246.5	11:13:44.584
13		1:50.775	35.062	37.867	37.846	258.9	11:15:35.359
14		1:50.679	34.927	37.852	37.900	264.0	11:17:26.038
15			39.848	44.318		161.9	

89 Bashar Mardini — Porsche 911 GT3 Cup
Pro-Am — Tsunami RT

Lap	D	Time	Sector 1	Sector 2	Sector 3	T. Spd	Elapsed
1		10:50:06.495	10:48:29.779	49.698	47.018	96.6	10:50:06.495
2		2:07.233	40.507	42.491	44.235	193.2	10:52:13.728
3		1:52.301	35.386	38.222	38.693	259.6	10:54:06.029
4		2:31.590	35.140	37.950	1:18.500	266.6	10:56:37.619
5		1:52.584	35.192	38.184	39.208	261.5	10:58:30.203
6		1:51.297	35.208	37.722	38.367	260.2	11:00:21.500
7		1:51.267	35.172	37.740	38.355	266.0	11:02:12.767
8		~~2:04.032~~	35.176	38.466	50.390	264.7	11:04:16.799
9	P	4:37.135	3:05.665	46.828	44.642	120.1	11:08:53.934
10		1:58.409	38.385	40.427	39.597	221.7	11:10:52.343
11		1:51.673	35.085	37.775	38.813	266.0	11:12:44.016
12		1:51.183	35.118	37.662	38.403	266.6	11:14:35.199
13		1:51.436	34.988	37.914	38.534	264.0	11:16:26.635
14		1:55.576	36.498	39.982	39.096	253.5	11:18:22.211
15			39.039	41.399		174.4	

78 Dominique Bastien — Porsche 911 GT3 Cup
Am — Speedlover

Lap	D	Time	Sector 1	Sector 2	Sector 3	T. Spd	Elapsed
1		10:50:25.287	10:48:44.273	51.044	49.970	107.8	10:50:25.287
2		2:11.471	43.031	41.069	47.371	165.8	10:52:36.758
3		1:58.874	36.853	40.538	41.483	220.8	10:54:35.632
4		1:59.558	36.300	40.043	43.215	242.6	10:56:35.190
5		1:56.523	36.203	39.458	40.862	238.4	10:58:31.713
6		2:07.850	36.681	39.590	51.579	250.5	11:00:39.563
7	P	4:46.514	3:11.620	46.462	48.432	147.3	11:05:26.077
8		2:10.703	40.046	43.521	47.136	165.8	11:07:36.780
9		1:56.494	36.518	39.731	40.245	226.8	11:09:33.274
10		1:55.624	35.910	39.554	40.160	246.0	11:11:28.898
11		~~1:55.776~~	36.009	39.409	40.358	246.0	11:13:24.674
12		1:54.918	36.225	39.104	39.589	240.5	11:15:19.592
13			43.120	48.278		162.8	

91 Alberto De Amicis — Porsche 911 GT3 Cup
Pro-Am — EBI Motors

Lap	D	Time	Sector 1	Sector 2	Sector 3	T. Spd	Elapsed
1		10:50:06.567	10:48:31.899	50.150	44.518	120.8	10:50:06.567
2		2:03.543	37.617	39.869	46.057	209.3	10:52:10.110
3		1:53.251	35.799	38.553	38.899	248.2	10:54:03.361
4		1:52.338	35.661	38.208	38.469	253.5	10:55:55.699
5		1:51.718	35.393	37.997	38.328	265.3	10:57:47.417
6		2:04.697	35.882	39.364	49.451	256.5	10:59:52.114
7	P	8:19.576	6:55.204	41.835	42.537	150.2	11:08:11.690
8		1:59.037	38.221	40.619	40.197	197.0	11:10:10.727
9		1:51.290	35.338	37.835	38.117	245.4	11:12:02.017
10		1:50.933	34.956	37.925	38.052	259.6	11:13:52.950
11		1:50.746	34.880	37.690	38.176	258.9	11:15:43.696
12			35.208	40.485		250.0	

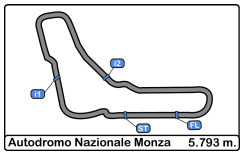

Autodromo Nazionale Monza
Porsche Carrera Cup France
Qualifying
Lap Analysis

PORSCHE CARRERA CUP FRANCE

98 — Dorian Boccolacci — Porsche 911 GT3 Cup

Pro — Forestier Racing CLRT

Lap	D	Time	Sector 1	Sector 2	Sector 3	T. Spd	Elapsed
1		10:49:43.521	10:48:10.442	47.489	45.590	77.0	10:49:43.521
2		2:00.373	40.409	40.584	39.380	231.2	10:51:43.894
3		1:50.488	35.019	37.717	37.752	263.4	10:53:34.382
4		1:49.745	34.835	37.266	37.644	268.6	10:55:24.127
5		1:50.240	34.815	37.164	38.261	267.9	10:57:14.367
6		1:49.844	34.836	37.261	37.747	266.6	10:59:04.211
7		1:58.171	P 35.082	37.982	45.107	267.3	11:01:02.382
8		7:14.372	P 5:41.132	42.482	50.758	161.6	11:08:16.754
9		2:19.654	58.255	40.390	41.009	192.1	11:10:36.408
10		1:49.314	34.779	37.182	37.353	266.0	11:12:25.722
11		1:48.981	34.558	37.143	37.280	270.0	11:14:14.703
12		1:49.173	34.723	36.999	37.451	269.3	11:16:03.876
13		2:02.810	P 34.835	37.205	50.770	270.0	11:18:06.686

99 — Benjamin Paque — Porsche 911 GT3 Cup

Pro — Forestier Racing CLRT

Lap	D	Time	Sector 1	Sector 2	Sector 3	T. Spd	Elapsed
1		10:49:37.600	10:48:07.589	45.142	44.869	68.3	10:49:37.600
2		2:02.466	40.633	39.524	42.309	184.3	10:51:40.066
3		1:56.175	34.969	39.315	41.891	263.4	10:53:36.241
4		1:50.139	34.803	37.439	37.897	272.7	10:55:26.380
5		1:50.572	34.774	37.634	38.164	270.6	10:57:16.952
6		1:49.967	34.771	37.307	37.889	271.3	10:59:06.919
7		2:01.859	P 34.728	37.537	49.594	274.1	11:01:08.778
8		7:06.246	P 5:33.936	42.277	50.033	162.8	11:08:15.024
9		2:19.175	59.169	39.420	40.586	197.8	11:10:34.199
10		1:49.813	34.838	37.214	37.761	269.3	11:12:24.012
11		1:49.410	34.635	37.159	37.616	273.4	11:14:13.422
12		1:49.537	34.580	37.104	37.853	273.4	11:16:02.959
13		1:49.944	34.792	37.364	37.788	272.0	11:17:52.903
14			43.510	52.565		169.8	

911 — Christophe Lapierre — Porsche 911 GT3 Cup

Pro-Am — Martinet by Alméras

Lap	D	Time	Sector 1	Sector 2	Sector 3	T. Spd	Elapsed
1		10:49:53.411	10:48:20.418	48.000	44.993	90.0	10:49:53.411
2		2:06.606	38.457	42.636	45.513	190.8	10:52:00.017
3		1:53.547	35.631	38.973	38.943	242.6	10:53:53.564
4		1:52.697	35.410	38.553	38.734	262.7	10:55:46.261
5		1:52.556	35.462	38.165	38.929	268.6	10:57:38.817
6		1:52.363	35.311	38.265	38.787	258.3	10:59:31.180
7		1:51.744	35.093	38.165	38.486	267.3	11:01:22.924
8		2:01.204	P 35.119	38.369	47.716	265.3	11:03:24.128
9		5:17.377	3:53.838	42.322	41.217	124.1	11:08:41.505
10		1:57.044	36.289	40.032	40.723	222.2	11:10:38.549
11		1:54.003	35.395	38.919	39.689	256.5	11:12:32.552
12		1:51.882	35.261	37.984	38.637	262.1	11:14:24.434
13		1:53.231	35.379	38.670	39.182	266.0	11:16:17.665
14		1:51.893	35.169	38.238	38.486	267.3	11:18:09.558
15			42.574	45.534		161.9	

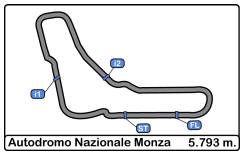

Autodromo Nazionale Monza
Porsche Carrera Cup France
Qualifying
Best Sectors Results

	Sector - 1			Sector - 2			Sector - 3			Ideal Lap vs Best Lap					
Clas	Nº	Driver	Time	Nº	Driver	Time	Nº	Driver	Time	Clas	Nº	Driver	Ideal Lap	Best Lap	Clas
1	98	Dorian Boccolacci	34.558	98	Dorian Boccolacci	36.999	98	Dorian Boccolacci	37.280	1	98	Dorian Boccolacci	1:48.837	1:48.981	1
2	99	Benjamin Paque	34.580	99	Benjamin Paque	37.104	99	Benjamin Paque	37.616	2	99	Benjamin Paque	1:49.300	1:49.410	2
3	22	Alessandro Ghiretti	34.695	22	Alessandro Ghiretti	37.116	22	Alessandro Ghiretti	37.678	3	22	Alessandro Ghiretti	1:49.489	1:49.500	3
4	29	Louis Rousset	34.754	5	Mathys Jaubert	37.195	5	Mathys Jaubert	37.713	4	5	Mathys Jaubert	1:49.687	1:49.750	4
5	76	Louis Perrot	34.760	1	Marvin Klein	37.238	76	Louis Perrot	37.731	5	1	Marvin Klein	1:49.800	1:50.004	5
6	1	Marvin Klein	34.778	76	Louis Perrot	37.383	1	Marvin Klein	37.784	6	76	Louis Perrot	1:49.874	1:50.108	6
7	5	Mathys Jaubert	34.779	29	Louis Rousset	37.477	29	Louis Rousset	37.832	7	29	Louis Rousset	1:50.063	1:50.290	7
8	7	Jérôme Boullery	34.820	2	Marc Guillot	37.501	77	Jérémy Sarhy	37.846	8	27	Marlon Hernandez	1:50.264	1:50.422	8
9	27	Marlon Hernandez	34.859	27	Marlon Hernandez	37.534	27	Marlon Hernandez	37.871	9	7	Jérôme Boullery	1:50.451	1:50.682	11
10	73	Sébastien Poisson	34.863	7	Jérôme Boullery	37.571	53	Arthur Mathieu	38.014	10	77	Jérémy Sarhy	1:50.517	1:50.679	10
11	91	Alberto De Amicis	34.880	53	Arthur Mathieu	37.642	91	Alberto De Amicis	38.052	11	53	Arthur Mathieu	1:50.592	1:50.896	14
12	77	Jérémy Sarhy	34.927	89	Bashar Mardini	37.662	7	Jérôme Boullery	38.060	12	91	Alberto De Amicis	1:50.622	1:50.746	12
13	53	Arthur Mathieu	34.936	74	Victor Blugeon	37.673	38	Sébastien Dussolliet	38.127	13	2	Marc Guillot	1:50.632	1:50.632	9
14	2	Marc Guillot	34.965	91	Alberto De Amicis	37.690	2	Marc Guillot	38.166	14	74	Victor Blugeon	1:50.868	1:50.876	13
15	89	Bashar Mardini	34.988	77	Jérémy Sarhy	37.744	74	Victor Blugeon	38.197	15	89	Bashar Mardini	1:51.005	1:51.183	15
16	74	Victor Blugeon	34.998	59	Maxence Maurice	37.880	89	Bashar Mardini	38.355	16	38	Sébastien Dussolliet	1:51.140	1:51.238	16
17	38	Sébastien Dussolliet	35.057	38	Sébastien Dussolliet	37.956	59	Maxence Maurice	38.423	17	73	Sébastien Poisson	1:51.403	1:51.557	18
18	91	Christophe Lapierre	35.093	911	Christophe Lapierre	37.984	911	Christophe Lapierre	38.486	18	59	Maxence Maurice	1:51.458	1:51.522	17
19	56	Frédéric Ancel	35.096	73	Sébastien Poisson	38.052	73	Sébastien Poisson	38.488	19	911	Christophe Lapierre	1:51.563	1:51.744	19
20	59	Maxence Maurice	35.155	49	Karim Ajlani	38.198	24	Alexandre Leroy	38.700	20	49	Karim Ajlani	1:52.324	1:52.581	21
21	49	Karim Ajlani	35.257	56	Frédéric Ancel	38.399	49	Karim Ajlani	38.869	21	56	Frédéric Ancel	1:52.431	1:52.433	20
22	80	Johannes Zelger	35.367	24	Alexandre Leroy	38.439	80	Johannes Zelger	38.883	22	24	Alexandre Leroy	1:52.511	1:52.635	22
23	24	Alexandre Leroy	35.372	66	Gilles Colombani	38.560	56	Frédéric Ancel	38.936	23	80	Johannes Zelger	1:52.853	1:52.942	23
24	66	Gilles Colombani	35.553	80	Johannes Zelger	38.603	66	Gilles Colombani	39.462	24	66	Gilles Colombani	1:53.575	1:55.815	27
25	8	Christian Jaquillard	35.731	8	Christian Jaquillard	38.665	8	Christian Jaquillard	39.551	25	8	Christian Jaquillard	1:53.947	1:54.138	24
26	78	Dominique Bastien	35.910	12	Ludovic Loeul	38.885	78	Dominique Bastien	39.589	26	78	Dominique Bastien	1:54.603	1:54.918	25
27	12	Ludovic Loeul	36.137	78	Dominique Bastien	39.104	12	Ludovic Loeul	40.106	27	12	Ludovic Loeul	1:55.128	1:55.570	26

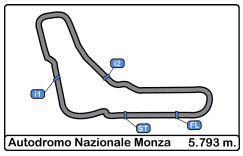

Autodromo Nazionale Monza
Porsche Carrera Cup France
Qualifying
Best 5 Lap Times

PORSCHE CARRERA CUP FRANCE

												Best 1		Best 2		Best 3		Best 4		Best 5	
Cls	Nº	Driver	Nat	Cat	Cls	Team	Nat	Vehicle	Time	Lap	Time	Lap	Time	Lap	Time	Lap	Time	Lap	Time	Lap
1	98	Dorian Boccolacci	FRA	Pro	1	Forestier Racing CLRT	FRA	Porsche 911 GT3 Cup	1:48.981	11	1:49.173	12	1:49.314	10	1:49.745	4	1:49.844	6		
2	99	Benjamin Paque	BEL	Pro	2	Forestier Racing CLRT	FRA	Porsche 911 GT3 Cup	1:49.410	11	1:49.537	12	1:49.813	10	1:49.944	13	1:49.967	6		
3	22	Alessandro Ghiretti	FRA	Pro	3	Martinet by Alméras	FRA	Porsche 911 GT3 Cup	1:49.500	13	1:50.076	14	1:50.179	12	1:50.185	7	1:50.257	6		
4	5	Mathys Jaubert	FRA	Pro	4	TFT Racing	FRA	Porsche 911 GT3 Cup	1:49.750	11	1:50.416	4	1:50.601	10	1:50.911	6	1:51.137	5		
5	1	Marvin Klein	FRA	Pro	5	TFT Racing	FRA	Porsche 911 GT3 Cup	1:50.004	11	1:50.023	9	1:50.524	4	1:53.970	3	1:57.525	8		
6	76	Louis Perrot	FRA	Pro	6	IMSA LS Group Performance	FRA	Porsche 911 GT3 Cup	1:50.108	7	1:50.159	14	1:50.267	13	1:50.309	5	1:50.934	4		
7	29	Louis Rousset	FRA	Pro	7	Forestier Racing CLRT	FRA	Porsche 911 GT3 Cup	1:50.290	12	1:50.348	13	1:50.371	5	1:50.459	11	1:50.788	6		
8	27	Marlon Hernandez	FRA	Pro	8	ABM	FRA	Porsche 911 GT3 Cup	1:50.422	10	1:50.682	5	1:50.709	4	1:50.718	6	1:52.461	3		
9	2	Marc Guillot	FRA	Pro-Am	1	HERRERO Racing	FRA	Porsche 911 GT3 Cup	1:50.632	13	1:51.187	12	1:51.519	7	1:52.022	11	1:54.739	6		
10	77	Jérémy Sarhy	FRA	Pro	9	Racing Technology	FRA	Porsche 911 GT3 Cup	1:50.679	14	1:50.775	13	1:50.893	12	1:51.202	7	1:51.351	8		
11	7	Jérôme Boullery	FRA	Pro-Am	2	Racing Technology	FRA	Porsche 911 GT3 Cup	1:50.682	13	1:50.958	14	1:51.008	12	1:51.078	7	1:51.135	6		
12	91	Alberto De Amicis	ITA	Pro-Am	3	EBI Motors	ITA	Porsche 911 GT3 Cup	1:50.746	11	1:50.933	10	1:51.290	9	1:51.718	5	1:52.338	4		
13	74	Victor Blugeon	FRA	Pro	10	ABM	FRA	Porsche 911 GT3 Cup	1:50.876	11	1:50.979	10	1:51.133	12	1:51.325	5	1:51.640	9		
14	53	Arthur Mathieu	FRA	Pro	11	Martinet by Alméras	FRA	Porsche 911 GT3 Cup	1:50.896	12	1:50.919	5	1:50.924	11	1:51.023	13	1:51.895	10		
15	89	Bashar Mardini	CAN	Pro-Am	4	Tsunami RT	ITA	Porsche 911 GT3 Cup	1:51.183	12	1:51.267	7	1:51.297	6	1:51.436	13	1:51.673	11		
16	38	Sébastien Dussolliet	FRA	Pro-Am	5	ABM	FRA	Porsche 911 GT3 Cup	1:51.238	14	1:51.404	13	1:51.594	8	1:51.651	12	1:51.786	7		
17	59	Maxence Maurice	FRA	Pro-Am	6	IMSA LS Group Performance	FRA	Porsche 911 GT3 Cup	1:51.522	13	1:51.832	12	1:51.998	7	1:52.164	11	1:52.256	6		
18	73	Sébastien Poisson	FRA	Am	1	ABM	FRA	Porsche 911 GT3 Cup	1:51.557	13	1:52.009	12	1:52.093	6	1:52.505	10	1:52.539	5		
19	911	Christophe Lapierre	FRA	Pro-Am	7	Martinet by Alméras	FRA	Porsche 911 GT3 Cup	1:51.744	7	1:51.882	12	1:51.893	14	1:52.363	6	1:52.556	5		
20	56	Frédéric Ancel	FRA	Pro-Am	8	Porsche Lorient Racing	FRA	Porsche 911 GT3 Cup	1:52.433	13	1:52.768	6	1:52.902	4	1:53.236	7	1:53.445	5		
21	49	Karim Ajlani	CHE	Am	2	ABM	FRA	Porsche 911 GT3 Cup	1:52.581	12	1:54.028	10	1:54.224	9	1:54.495	3	1:55.068	4		
22	24	Alexandre Leroy	BEL	Am	3	TFT Racing	FRA	Porsche 911 GT3 Cup	1:52.635	14	1:52.941	13	1:53.300	7	1:53.488	8	1:55.305	3		
23	80	Johannes Zelger	ITA	Am	4	Tsunami RT	ITA	Porsche 911 GT3 Cup	1:52.942	14	1:53.223	12	1:53.234	6	1:53.236	13	1:53.511	11		
24	8	Christian Jaquillard	CHE	Am	5	Racing Technology	FRA	Porsche 911 GT3 Cup	1:54.138	7	1:54.549	12	1:56.599	3	1:56.932	4	1:57.176	10		
25	78	Dominique Bastien	USA	Am	6	Speedlover	BEL	Porsche 911 GT3 Cup	1:54.918	12	1:55.624	10	1:56.494	9	1:56.523	5	1:58.874	3		
26	12	Ludovic Loeul	FRA	Am	7	Porsche Lorient Racing	FRA	Porsche 911 GT3 Cup	1:55.570	3	2:04.279	2	2:15.032	4						
27	66	Gilles Colombani	FRA	Am	8	Team Clairet Sport	FRA	Porsche 911 GT3 Cup	1:55.815	10	1:57.017	8	1:57.571	4	2:00.463	7	2:07.464	5		

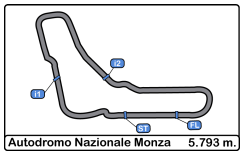

Autodromo Nazionale Monza
Porsche Carrera Cup France
Qualifying
Best 5 Top Speeds

PORSCHE CARRERA CUP FRANCE

Clas	Nº	Driver	Nat	Cat	Cls	Team	Nat	Vehicle	Top 1 Km/h	Top 1 Lap	Top 2 Km/h	Top 2 Lap	Top 3 Km/h	Top 3 Lap	Top 4 Km/h	Top 4 Lap	Top 5 Km/h	Top 5 Lap	Avg
1	38	Sébastien Dussolliet	FRA	Pro-Am	1	ABM	FRA	Porsche 911 GT3 Cup	276.2	5	264.7	12	263.4	13	262.1	7	258.9	14	265.0
2	99	Benjamin Paque	BEL	Pro	1	Forestier Racing CLRT	FRA	Porsche 911 GT3 Cup	274.1	7	273.4	11	273.4	12	272.7	4	272.0	13	273.1
3	27	Marlon Hernandez	FRA	Pro	2	ABM	FRA	Porsche 911 GT3 Cup	272.0	7	271.3	5	271.3	6	271.3	11	271.3	13	271.4
4	5	Mathys Jaubert	FRA	Pro	3	TFT Racing	FRA	Porsche 911 GT3 Cup	271.3	12	270.6	5	270.0	6	268.6	4	268.6	11	269.8
5	22	Alessandro Ghiretti	FRA	Pro	4	Martinet by Alméras	FRA	Porsche 911 GT3 Cup	271.3	11	270.6	12	270.6	13	270.6	14	269.3	7	270.5
6	1	Marvin Klein	FRA	Pro	5	TFT Racing	FRA	Porsche 911 GT3 Cup	270.6	12	269.3	10	267.9	6	267.9	9	266.6	11	268.5
7	29	Louis Rousset	FRA	Pro	6	Forestier Racing CLRT	FRA	Porsche 911 GT3 Cup	270.0	11	270.0	13	268.6	5	268.6	7	267.3	4	268.9
8	74	Victor Blugeon	FRA	Pro	7	ABM	FRA	Porsche 911 GT3 Cup	270.0	10	268.6	5	268.6	11	268.6	12	267.3	6	268.6
9	98	Dorian Boccolacci	FRA	Pro	8	Forestier Racing CLRT	FRA	Porsche 911 GT3 Cup	270.0	11	270.0	13	269.3	12	268.6	4	267.9	5	269.1
10	73	Sébastien Poisson	FRA	Am	1	ABM	FRA	Porsche 911 GT3 Cup	269.3	14	267.3	12	264.7	13	264.0	4	263.4	11	265.7
11	53	Arthur Mathieu	FRA	Pro	9	Martinet by Alméras	FRA	Porsche 911 GT3 Cup	268.6	5	268.6	14	267.9	13	267.3	6	267.3	12	267.9
12	76	Louis Perrot	FRA	Pro	10	IMSA LS Group Performance	FRA	Porsche 911 GT3 Cup	268.6	6	268.6	11	268.6	14	267.9	5	266.6	7	268.1
13	911	Christophe Lapierre	FRA	Pro-Am	2	Martinet by Alméras	FRA	Porsche 911 GT3 Cup	268.6	5	267.3	7	267.3	14	266.0	13	265.3	8	266.9
14	49	Karim Ajlani	CHE	Am	2	ABM	FRA	Porsche 911 GT3 Cup	267.9	10	266.0	12	264.0	5	263.4	4	262.7	11	264.8
15	7	Jérôme Boullery	FRA	Pro-Am	3	Racing Technology	FRA	Porsche 911 GT3 Cup	266.6	13	262.7	6	262.1	8	262.1	14	261.5	7	263.0
16	89	Bashar Mardini	CAN	Pro-Am	4	Tsunami RT	ITA	Porsche 911 GT3 Cup	266.6	4	266.6	12	266.0	7	266.0	11	264.7	8	266.0
17	2	Marc Guillot	FRA	Pro-Am	5	HERRERO Racing	FRA	Porsche 911 GT3 Cup	265.3	13	264.7	6	264.0	7	262.1	5	260.2	14	263.2
18	91	Alberto De Amicis	ITA	Pro-Am	6	EBI Motors	ITA	Porsche 911 GT3 Cup	265.3	5	259.6	10	258.9	11	256.5	6	253.5	4	258.8
19	77	Jérémy Sarhy	FRA	Pro	11	Racing Technology	FRA	Porsche 911 GT3 Cup	264.7	4	264.0	14	258.9	13	253.5	8	250.0	9	258.2
20	59	Maxence Maurice	FRA	Pro-Am	7	IMSA LS Group Performance	FRA	Porsche 911 GT3 Cup	262.7	5	262.7	6	262.7	11	262.7	12	262.1	4	262.6
21	24	Alexandre Leroy	BEL	Am	3	TFT Racing	FRA	Porsche 911 GT3 Cup	262.1	7	262.1	8	261.5	9	260.8	6	260.2	14	261.3
22	56	Frédéric Ancel	FRA	Pro-Am	8	Porsche Lorient Racing	FRA	Porsche 911 GT3 Cup	260.2	13	259.6	7	257.1	11	255.9	6	254.1	5	257.4
23	80	Johannes Zelger	ITA	Am	4	Tsunami RT	ITA	Porsche 911 GT3 Cup	260.2	12	259.6	13	252.3	7	250.0	6	249.4	11	254.3
24	8	Christian Jaquillard	CHE	Am	5	Racing Technology	FRA	Porsche 911 GT3 Cup	258.9	7	257.7	12	257.1	11	252.9	5	248.8	6	255.1
25	66	Gilles Colombani	FRA	Am	6	Team Clairet Sport	FRA	Porsche 911 GT3 Cup	258.3	10	255.9	9	255.3	5	251.7	11	247.7	4	253.8
26	12	Ludovic Loeul	FRA	Am	7	Porsche Lorient Racing	FRA	Porsche 911 GT3 Cup	251.7	4	241.6	3	187.1	2	87.8	1			192.0
27	78	Dominique Bastien	USA	Am	8	Speedlover	BEL	Porsche 911 GT3 Cup	250.5	6	246.0	10	246.0	11	242.6	4	240.5	12	245.1

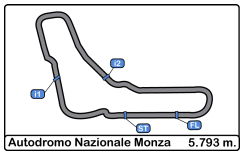

Autodromo Nazionale Monza
Porsche Carrera Cup France
Qualifying
Fastest Laps Sequence

Lap	Time of Day	Session Time	Nº	Driver	Nat	Cat	Team	Nat	Vehicle	Time	Km/h
2	10:51:34.422	4:34.422	**22**	Alessandro Ghiretti	FRA	Pro	Martinet by Alméras	FRA	Porsche 911 GT3	**1:58.183**	176.4
3	10:53:25.421	6:25.421	**22**	Alessandro Ghiretti	FRA	Pro	Martinet by Alméras	FRA	Porsche 911 GT3	**1:50.999**	187.8
3	10:53:34.382	6:34.382	**98**	Dorian Boccolacci	FRA	Pro	Forestier Racing CLRT	FRA	Porsche 911 GT3	**1:50.488**	188.7
4	10:55:15.717	8:15.717	**22**	Alessandro Ghiretti	FRA	Pro	Martinet by Alméras	FRA	Porsche 911 GT3	**1:50.296**	189.0
4	10:55:24.127	8:24.127	**98**	Dorian Boccolacci	FRA	Pro	Forestier Racing CLRT	FRA	Porsche 911 GT3	**1:49.745**	190.0
10	11:12:25.722	25:25.722	**98**	Dorian Boccolacci	FRA	Pro	Forestier Racing CLRT	FRA	Porsche 911 GT3	**1:49.314**	190.7
11	11:14:14.703	27:14.703	**98**	Dorian Boccolacci	FRA	Pro	Forestier Racing CLRT	FRA	Porsche 911 GT3	**1:48.981**	191.3

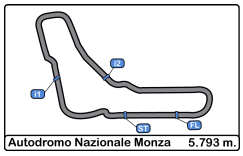

Autodromo Nazionale Monza
Porsche Carrera Cup France
Qualifying
Event Best Maximum Speed

Nº	Driver	Nat	Cat	Clas	Team	Nat	Vehicle	Km/h	Session
38	Sébastien Dussolliet	FRA	Pro-Am	1	ABM	FRA	Porsche 911 GT3	276.2	Qualifying
99	Benjamin Paque	BEL	Pro	1	Forestier Racing CLRT	FRA	Porsche 911 GT3	274.1	Qualifying
2	Marc Guillot	FRA	Pro-Am	2	HERRERO Racing	FRA	Porsche 911 GT3	273.4	Private test
53	Arthur Mathieu	FRA	Pro	2	Martinet by Alméras	FRA	Porsche 911 GT3	272.7	Private test
5	Mathys Jaubert	FRA	Pro	3	TFT Racing	FRA	Porsche 911 GT3	272.7	Private test
22	Alessandro Ghiretti	FRA	Pro	4	Martinet by Alméras	FRA	Porsche 911 GT3	272.0	Private test
27	Marlon Hernandez	FRA	Pro	5	ABM	FRA	Porsche 911 GT3	272.0	Qualifying
56	Frédéric Ancel	FRA	Pro-Am	3	Porsche Lorient Racing	FRA	Porsche 911 GT3	271.3	Private test
59	Maxence Maurice	FRA	Pro-Am	4	IMSA LS Group Performance	FRA	Porsche 911 GT3	271.3	Private test
76	Louis Perrot	FRA	Pro	6	IMSA LS Group Performance	FRA	Porsche 911 GT3	271.3	Private test
74	Victor Blugeon	FRA	Pro	7	ABM	FRA	Porsche 911 GT3	270.6	Private test
1	Marvin Klein	FRA	Pro	8	TFT Racing	FRA	Porsche 911 GT3	270.6	Qualifying
29	Louis Rousset	FRA	Pro	9	Forestier Racing CLRT	FRA	Porsche 911 GT3	270.0	Qualifying
98	Dorian Boccolacci	FRA	Pro	10	Forestier Racing CLRT	FRA	Porsche 911 GT3	270.0	Qualifying
24	Alexandre Leroy	BEL	Am	1	TFT Racing	FRA	Porsche 911 GT3	269.3	Private test
7	Jérôme Boullery	FRA	Pro-Am	5	Racing Technology	FRA	Porsche 911 GT3	269.3	Private test
73	Sébastien Poisson	FRA	Am	2	ABM	FRA	Porsche 911 GT3	269.3	Qualifying
66	Gilles Colombani	FRA	Am	3	Team Clairet Sport	FRA	Porsche 911 GT3	268.6	Private test
911	Christophe Lapierre	FRA	Pro-Am	6	Martinet by Alméras	FRA	Porsche 911 GT3	268.6	Qualifying
89	Bashar Mardini	CAN	Pro-Am	7	Tsunami RT	ITA	Porsche 911 GT3	267.9	Private test
49	Karim Ajlani	CHE	Am	4	ABM	FRA	Porsche 911 GT3	267.9	Qualifying
12	Ludovic Loeul	FRA	Am	5	Porsche Lorient Racing	FRA	Porsche 911 GT3	267.3	Private test
921	Fernando Monje	ESP	Pro	11	Martinet by Alméras	FRA	Porsche 911 GT3	267.3	Private test
77	Jérémy Sarhy	FRA	Pro	12	Racing Technology	FRA	Porsche 911 GT3	266.0	Private test
91	Alberto De Amicis	ITA	Pro-Am	8	EBI Motors	ITA	Porsche 911 GT3	265.3	Qualifying
80	Johannes Zelger	ITA	Am	6	Tsunami RT	ITA	Porsche 911 GT3	260.2	Qualifying
8	Christian Jaquillard	CHE	Am	7	Racing Technology	FRA	Porsche 911 GT3	258.9	Qualifying
78	Dominique Bastien	USA	Am	8	Speedlover	BEL	Porsche 911 GT3	250.5	Qualifying

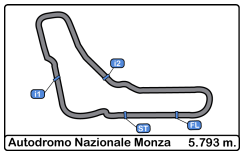

Autodromo Nazionale Monza
Porsche Carrera Cup France
Qualifying
Pit Stop Analysis

PORSCHE CARRERA CUP FRANCE

1 Marvin Klein — Porsche 911 GT3 Cup
Pro — TFT Racing

Nº	In Day Time	In Time	Out Time	Pit Time	T. Pit Time	Handicap	Diff.
1	10:59:16.834	10:59:16.834	11:06:01.441	6:44.607	6:44.607		

2 Marc Guillot — Porsche 911 GT3 Cup
Pro-Am — HERRERO Racing

Nº	In Day Time	In Time	Out Time	Pit Time	T. Pit Time	Handicap	Diff.
1	11:03:19.740	11:03:19.740	11:05:54.936	2:35.196	2:35.196		

5 Mathys Jaubert — Porsche 911 GT3 Cup
Pro — TFT Racing

Nº	In Day Time	In Time	Out Time	Pit Time	T. Pit Time	Handicap	Diff.
1	11:01:04.757	11:01:04.757	11:06:03.170	4:58.413	4:58.413		

7 Jérôme Boullery — Porsche 911 GT3 Cup
Pro-Am — Racing Technology

Nº	In Day Time	In Time	Out Time	Pit Time	T. Pit Time	Handicap	Diff.
1	11:03:07.980	11:03:07.980	11:06:06.738	2:58.758	2:58.758		

8 Christian Jaquillard — Porsche 911 GT3 Cup
Am — Racing Technology

Nº	In Day Time	In Time	Out Time	Pit Time	T. Pit Time	Handicap	Diff.
1	11:04:19.094	11:04:19.094	11:07:15.653	2:56.559	2:56.559		

22 Alessandro Ghiretti — Porsche 911 GT3 Cup
Pro — Martinet by Alméras

Nº	In Day Time	In Time	Out Time	Pit Time	T. Pit Time	Handicap	Diff.
1	11:02:46.615	11:02:46.615	11:06:57.471	4:10.856	4:10.856		

24 Alexandre Leroy — Porsche 911 GT3 Cup
Am — TFT Racing

Nº	In Day Time	In Time	Out Time	Pit Time	T. Pit Time	Handicap	Diff.
1	11:05:48.241	11:05:48.241	11:07:39.437	1:51.196	1:51.196		

27 Marlon Hernandez — Porsche 911 GT3 Cup
Pro — ABM

Nº	In Day Time	In Time	Out Time	Pit Time	T. Pit Time	Handicap	Diff.
1	11:01:05.249	11:01:05.249	11:06:24.679	5:19.430	5:19.430		
2	11:14:27.631	11:14:27.631	11:15:08.625	40.994	6:00.424		

29 Louis Rousset — Porsche 911 GT3 Cup
Pro — Forestier Racing CLRT

Nº	In Day Time	In Time	Out Time	Pit Time	T. Pit Time	Handicap	Diff.
1	11:01:06.053	11:01:06.053	11:05:59.099	4:53.046	4:53.046		
2	11:08:12.040	11:08:12.040	11:08:39.062	27.022	5:20.068		

38 Sébastien Dussolliet — Porsche 911 GT3 Cup
Pro-Am — ABM

Nº	In Day Time	In Time	Out Time	Pit Time	T. Pit Time	Handicap	Diff.
1	11:05:20.957	11:05:20.957	11:08:50.587	3:29.630	3:29.630		

49 Karim Ajlani — Porsche 911 GT3 Cup
Am — ABM

Nº	In Day Time	In Time	Out Time	Pit Time	T. Pit Time	Handicap	Diff.
1	10:59:57.394	10:59:57.394	11:03:51.110	3:53.716	3:53.716		

53 Arthur Mathieu — Porsche 911 GT3 Cup
Pro — Martinet by Alméras

Nº	In Day Time	In Time	Out Time	Pit Time	T. Pit Time	Handicap	Diff.
1	10:59:20.815	10:59:20.815	11:02:56.605	3:35.790	3:35.790		

56 Frédéric Ancel — Porsche 911 GT3 Cup
Pro-Am — Porsche Lorient Racing

Nº	In Day Time	In Time	Out Time	Pit Time	T. Pit Time	Handicap	Diff.
1	11:03:34.973	11:03:34.973	11:06:34.667	2:59.694	2:59.694		
2	11:13:06.702	11:13:06.702	11:14:24.182	1:17.480	4:17.174		

59 Maxence Maurice — Porsche 911 GT3 Cup
Pro-Am — IMSA LS Group Performance

Nº	In Day Time	In Time	Out Time	Pit Time	T. Pit Time	Handicap	Diff.
1	11:04:23.471	11:04:23.471	11:08:43.856	4:20.385	4:20.385		

66 Gilles Colombani — Porsche 911 GT3 Cup
Am — Team Clairet Sport

Nº	In Day Time	In Time	Out Time	Pit Time	T. Pit Time	Handicap	Diff.
1	10:58:24.739	10:58:24.739	11:03:12.537	4:47.798	4:47.798		

73 Sébastien Poisson — Porsche 911 GT3 Cup
Am — ABM

Nº	In Day Time	In Time	Out Time	Pit Time	T. Pit Time	Handicap	Diff.
1	11:01:43.471	11:01:43.471	11:05:05.081	3:21.610	3:21.610		

74 Victor Blugeon — Porsche 911 GT3 Cup
Pro — ABM

Nº	In Day Time	In Time	Out Time	Pit Time	T. Pit Time	Handicap	Diff.
1	10:59:28.140	10:59:28.140	11:06:07.910	6:39.770	6:39.770		

76 Louis Perrot — Porsche 911 GT3 Cup
Pro — IMSA LS Group Performance

Nº	In Day Time	In Time	Out Time	Pit Time	T. Pit Time	Handicap	Diff.
1	11:04:12.871	11:04:12.871	11:06:58.719	2:45.848	2:45.848		

77 Jérémy Sarhy — Porsche 911 GT3 Cup
Pro — Racing Technology

Nº	In Day Time	In Time	Out Time	Pit Time	T. Pit Time	Handicap	Diff.
1	10:55:41.876	10:55:41.876	10:56:55.761	1:13.885	1:13.885		
2	11:06:19.136	11:06:19.136	11:07:41.193	1:22.057	2:35.942		

78 Dominique Bastien — Porsche 911 GT3 Cup
Am — Speedlover

Nº	In Day Time	In Time	Out Time	Pit Time	T. Pit Time	Handicap	Diff.
1	11:00:34.211	11:00:34.211	11:03:06.940	2:32.729	2:32.729		

80 Johannes Zelger — Porsche 911 GT3 Cup
Am — Tsunami RT

Nº	In Day Time	In Time	Out Time	Pit Time	T. Pit Time	Handicap	Diff.
1	11:04:08.940	11:04:08.940	11:06:49.756	2:40.816	2:40.816		

89 Bashar Mardini — Porsche 911 GT3 Cup
Pro-Am — Tsunami RT

Nº	In Day Time	In Time	Out Time	Pit Time	T. Pit Time	Handicap	Diff.
1	11:04:11.485	11:04:11.485	11:06:31.980	2:20.495	2:20.495		

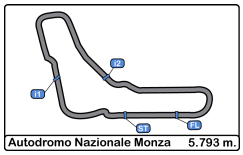

Autodromo Nazionale Monza
Porsche Carrera Cup France
Qualifying
Pit Stop Analysis

PORSCHE CARRERA CUP FRANCE

91 Alberto De Amicis — Porsche 911 GT3 Cup

Pro-Am — EBI Motors

Nº	In Day Time	In Time	Out Time	Pit Time	T. Pit Time	Handicap	Diff.
1	10:59:46.755	10:59:46.755	11:06:05.236	6:18.481	6:18.481		

98 Dorian Boccolacci — Porsche 911 GT3 Cup

Pro — Forestier Racing CLRT

Nº	In Day Time	In Time	Out Time	Pit Time	T. Pit Time	Handicap	Diff.
1	11:00:56.934	11:00:56.934	11:05:57.623	5:00.689	5:00.689		
2	11:08:11.194	11:08:11.194	11:08:37.347	26.153	5:26.842		

99 Benjamin Paque — Porsche 911 GT3 Cup

Pro — Forestier Racing CLRT

Nº	In Day Time	In Time	Out Time	Pit Time	T. Pit Time	Handicap	Diff.
1	11:01:03.476	11:01:03.476	11:05:58.240	4:54.764	4:54.764		
2	11:08:09.671	11:08:09.671	11:08:35.426	25.755	5:20.519		

911 Christophe Lapierre — Porsche 911 GT3 Cup

Pro-Am — Martinet by Alméras

Nº	In Day Time	In Time	Out Time	Pit Time	T. Pit Time	Handicap	Diff.
1	11:03:18.792	11:03:18.792	11:06:32.853	3:14.061	3:14.061		

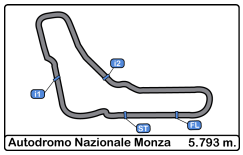

Autodromo Nazionale Monza
Porsche Carrera Cup France
Qualifying
Weather Report

PORSCHE CARRERA CUP FRANCE

Air Temperature

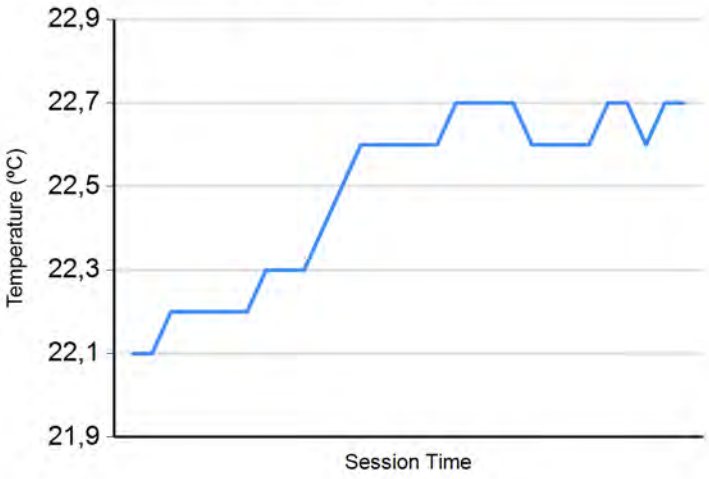

Track Temperature

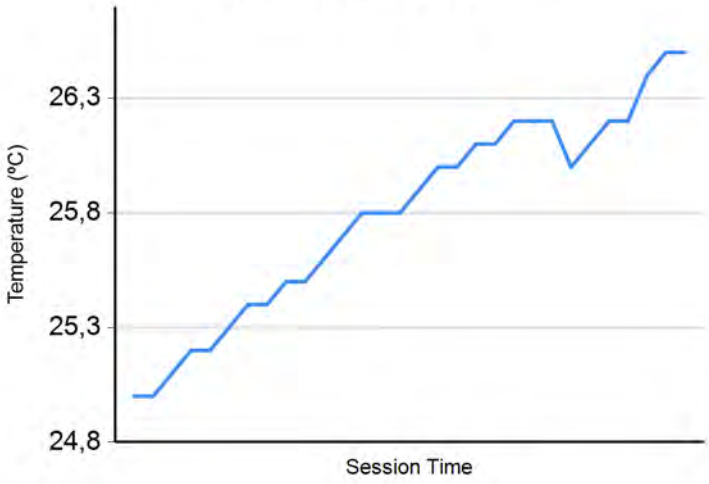

Humidity

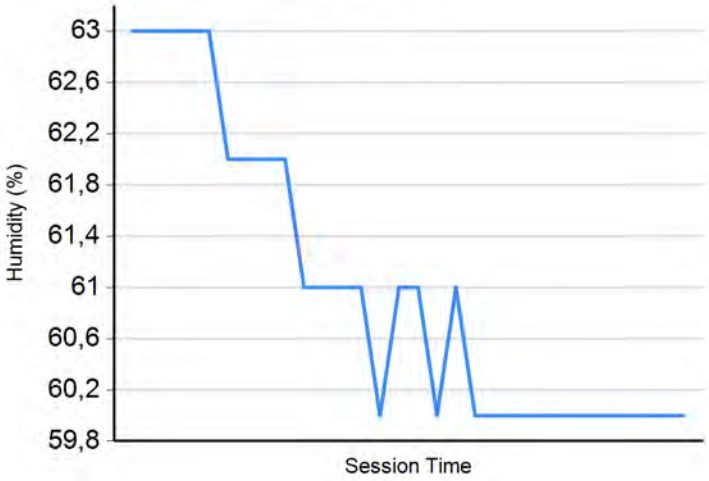

Pressure

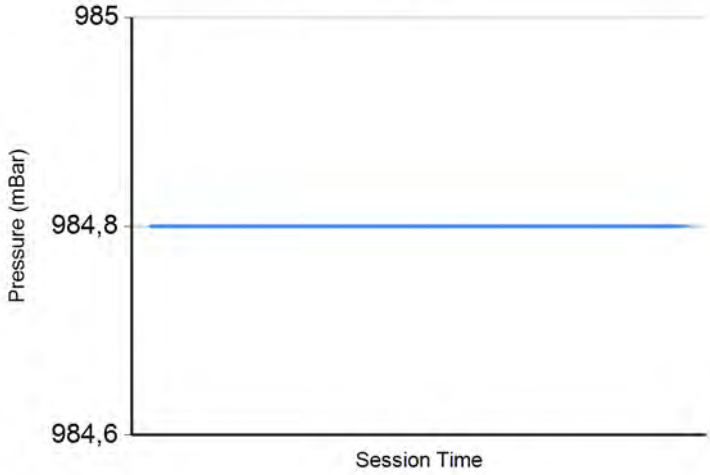

Wind Speed

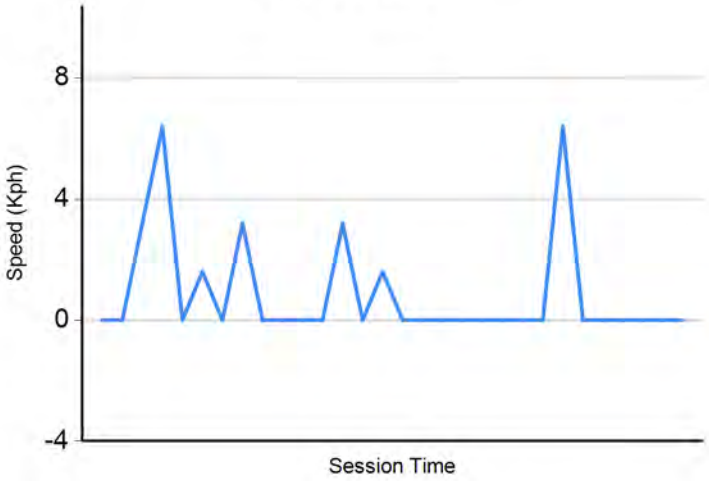

Wind direction

North = 0º/360º Est = 90º South = 180º West= 270º

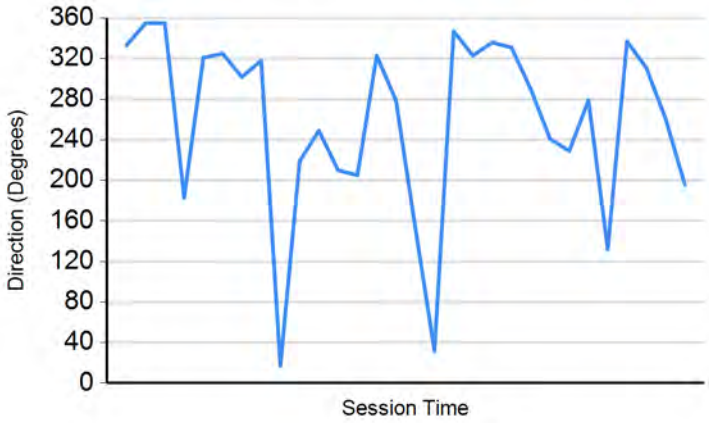

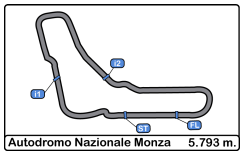

Autodromo Nazionale Monza
Porsche Carrera Cup France
Qualifying
Final Results

Clas	Nº	Driver	Nat	Cat	Clas	Team	Nat	Vehicle	Laps	Best	Time	Gap	Interval	Km/h
1	**98**	Dorian Boccolacci	FRA	Pro	1	Forestier Racing CLRT	FRA	Porsche 911 GT3 Cup	13	**11**	**1:48.981**			191.3
2	**99**	Benjamin Paque	BEL	Pro	2	Forestier Racing CLRT	FRA	Porsche 911 GT3 Cup	13	**11**	**1:49.410**	0.429	0.429	190.6
3	**22**	Alessandro Ghiretti	FRA	Pro	3	Martinet by Alméras	FRA	Porsche 911 GT3 Cup	15	**13**	**1:49.500**	0.519	0.090	190.4
4	**5**	Mathys Jaubert	FRA	Pro	4	TFT Racing	FRA	Porsche 911 GT3 Cup	13	**11**	**1:49.750**	0.769	0.250	190.0
5	**1**	Marvin Klein	FRA	Pro	5	TFT Racing	FRA	Porsche 911 GT3 Cup	12	**11**	**1:50.004**	1.023	0.254	189.5
6	**76**	Louis Perrot	FRA	Pro	6	IMSA LS Group Performance	FRA	Porsche 911 GT3 Cup	14	**7**	**1:50.108**	1.127	0.104	189.4
7	**29**	Louis Rousset	FRA	Pro	7	Forestier Racing CLRT	FRA	Porsche 911 GT3 Cup	13	**12**	**1:50.290**	1.309	0.182	189.0
8	**27**	Marlon Hernandez	FRA	Pro	8	ABM	FRA	Porsche 911 GT3 Cup	12	**10**	**1:50.422**	1.441	0.132	188.8
9	**2**	Marc Guillot	FRA	Pro-Am	1	HERRERO Racing	FRA	Porsche 911 GT3 Cup	14	**13**	**1:50.632**	1.651	0.210	188.5
10	**77**	Jérémy Sarhy	FRA	Pro	9	Racing Technology	FRA	Porsche 911 GT3 Cup	14	**14**	**1:50.679**	1.698	0.047	188.4
11	**7**	Jérôme Boullery	FRA	Pro-Am	2	Racing Technology	FRA	Porsche 911 GT3 Cup	15	**13**	**1:50.682**	1.701	0.003	188.4
12	**91**	Alberto De Amicis	ITA	Pro-Am	3	EBI Motors	ITA	Porsche 911 GT3 Cup	11	**11**	**1:50.746**	1.765	0.064	188.3
13	**74**	Victor Blugeon	FRA	Pro	10	ABM	FRA	Porsche 911 GT3 Cup	12	**11**	**1:50.876**	1.895	0.130	188.0
14	**53**	Arthur Mathieu	FRA	Pro	11	Martinet by Alméras	FRA	Porsche 911 GT3 Cup	13	**12**	**1:50.896**	1.915	0.020	188.0
15	**89**	Bashar Mardini	CAN	Pro-Am	4	Tsunami RT	ITA	Porsche 911 GT3 Cup	14	**12**	**1:51.183**	2.202	0.287	187.5
16	**38**	Sébastien Dussolliet	FRA	Pro-Am	5	ABM	FRA	Porsche 911 GT3 Cup	14	**14**	**1:51.238**	2.257	0.055	187.4
17	**59**	Maxence Maurice	FRA	Pro-Am	6	IMSA LS Group Performance	FRA	Porsche 911 GT3 Cup	13	**13**	**1:51.522**	2.541	0.284	187.0
18	**73**	Sébastien Poisson	FRA	Am	1	ABM	FRA	Porsche 911 GT3 Cup	13	**13**	**1:51.557**	2.576	0.035	186.9
19	**911**	Christophe Lapierre	FRA	Pro-Am	7	Martinet by Alméras	FRA	Porsche 911 GT3 Cup	14	**7**	**1:51.744**	2.763	0.187	186.6
20	**56**	Frédéric Ancel	FRA	Pro-Am	8	Porsche Lorient Racing	FRA	Porsche 911 GT3 Cup	13	**13**	**1:52.433**	3.452	0.689	185.4
21	**49**	Karim Ajlani	CHE	Am	2	ABM	FRA	Porsche 911 GT3 Cup	12	**12**	**1:52.581**	3.600	0.148	185.2
22	**24**	Alexandre Leroy	BEL	Am	3	TFT Racing	FRA	Porsche 911 GT3 Cup	14	**14**	**1:52.635**	3.654	0.054	185.1
23	**80**	Johannes Zelger	ITA	Am	4	Tsunami RT	ITA	Porsche 911 GT3 Cup	14	**14**	**1:52.942**	3.961	0.307	184.6
24	**8**	Christian Jaquillard	CHE	Am	5	Racing Technology	FRA	Porsche 911 GT3 Cup	13	**7**	**1:54.138**	5.157	1.196	182.7
25	**78**	Dominique Bastien	USA	Am	6	Speedlover	BEL	Porsche 911 GT3 Cup	12	**12**	**1:54.918**	5.937	0.780	181.4
26	**12**	Ludovic Loeul	FRA	Am	7	Porsche Lorient Racing	FRA	Porsche 911 GT3 Cup	4	**3**	**1:55.570**	6.589	0.652	180.4
27	**66**	Gilles Colombani	FRA	Am	8	Team Clairet Sport	FRA	Porsche 911 GT3 Cup	12	**10**	**1:55.815**	6.834	0.245	180.0

*** PENALTIES**

CARS #1 - #2 - #8 - #24 - #29 - #49 - #53 - #56 - #66 - #76 - #78 - #80 - #89 SOME LAP TIMES DELETED DUE TRACK LIMITS

Published at:.....

Track Temp: **26.5 °C** Air Temp: **22.7 °C** Humidity: **60 %** Track Status: **WET**

Stewards:

Timekeeper:

Luis García

JOB-1605-ESP/M

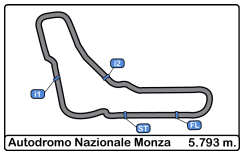

Autodromo Nazionale Monza
Porsche Carrera Cup France
Race - 1
Starting Grid

PORSCHE CARRERA CUP FRANCE

26	**12**	Ludovic Loeul	1:55.570
24	**8**	Christian Jaquillard	1:54.138
22	**24**	Alexandre Leroy	1:52.635
20	**56**	Frédéric Ancel	1:52.433
18	**73**	Sébastien Poisson	1:51.557
16	**38**	Sébastien Dussolliet	1:51.238
14	**53**	Arthur Mathieu	1:50.896
12	**91**	Alberto De Amicis	1:50.746
10	**77**	Jérémy Sarhy	1:50.679
8	**27**	Marlon Hernandez	1:50.422
6	**76**	Louis Perrot	1:50.108
4	**5**	Mathys Jaubert	1:49.750
2	**99**	Benjamin Paque	1:49.410

.14.	1:55.815	Gilles Colombani	**66**	27
.13.	1:54.918	Dominique Bastien	**78**	25
.12.	1:52.942	Johannes Zelger	**80**	23
.11.	1:52.581	Karim Ajlani	**49**	21
.10.	1:51.744	Christophe Lapierre	**911**	19
.9.	1:51.522	Maxence Maurice	**59**	17
.8.	1:51.183	Bashar Mardini	**89**	15
.7.	1:50.876	Victor Blugeon	**74**	13
.6.	1:50.682	Jérôme Boullery	**7**	11
.5.	1:50.632	Marc Guillot	**2**	9
.4.	1:50.290	Louis Rousset	**29**	7
.3.	1:50.004	Marvin Klein	**1**	5
.2.	1:49.500	Alessandro Ghiretti	**22**	3
.1.	1:48.981	Dorian Boccolacci	**98**	1

Pole

Published at:.....

Stewards:

Timekeeper:
Luis García
JOB-1605-ESP/M

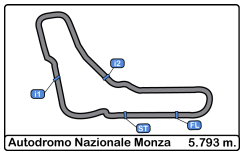

Autodromo Nazionale Monza
Porsche Carrera Cup France
Race - 1
Provisional Results

Clas	Nº	Driver	Nat	Cat	Clas	Team	Nat	Vehicle	Laps	Total Time	Gap	Interval	Km/h	Best	Time	Km/h
1	98	Dorian Boccolacci	FRA	Pro	1	Forestier Racing CLRT	FRA	Porsche 911 GT3	14	**30:38.940**			158.7	9	1:50.913	188.0
2	22	Alessandro Ghiretti	FRA	Pro	2	Martinet by Alméras	FRA	Porsche 911 GT3	14	**30:40.185**	1.245	1.245	158.6	9	1:51.354	187.2
3	99	Benjamin Paque	BEL	Pro	3	Forestier Racing CLRT	FRA	Porsche 911 GT3	14	**30:40.441**	1.501	0.256	158.6	10	1:51.355	187.2
4	1	Marvin Klein	FRA	Pro	4	TFT Racing	FRA	Porsche 911 GT3	14	**30:41.878**	2.938	1.437	158.5	9	1:51.462	187.1
5	29	Louis Rousset	FRA	Pro	5	Forestier Racing CLRT	FRA	Porsche 911 GT3	14	**30:43.581**	4.641	1.703	158.3	10	1:51.799	186.5
6	27	Marlon Hernandez	FRA	Pro	6	ABM	FRA	Porsche 911 GT3	14	**30:44.182**	5.242	0.601	158.3	10	1:52.319	185.6
7	77	Jérémy Sarhy	FRA	Pro	7	Racing Technology	FRA	Porsche 911 GT3	14	**30:44.924**	5.984	0.742	158.2	8	1:52.845	184.8
8	2	Marc Guillot	FRA	Pro-Am	1	HERRERO Racing	FRA	Porsche 911 GT3	14	**30:45.537**	6.597	0.613	158.2	10	1:52.844	184.8
9	89	Bashar Mardini	CAN	Pro-Am	2	Tsunami RT	ITA	Porsche 911 GT3	14	**30:45.909**	6.969	0.372	158.1	10	1:52.857	184.7
10	74	Victor Blugeon	FRA	Pro	8	ABM	FRA	Porsche 911 GT3	14	**30:46.101**	7.161	0.192	158.1	10	1:53.112	184.3
11	7	Jérôme Boullery	FRA	Pro-Am	3	Racing Technology	FRA	Porsche 911 GT3	14	**30:46.352**	7.412	0.251	158.1	8	1:52.599	185.2
12	76 *	Louis Perrot	FRA	Pro	9	IMSA LS Group Performance	FRA	Porsche 911 GT3	14	**30:47.778**	8.838	1.426	158.0	8	1:51.723	186.6
13	38	Sébastien Dussolliet	FRA	Pro-Am	4	ABM	FRA	Porsche 911 GT3	14	**30:48.038**	9.098	0.260	157.9	10	1:53.451	183.8
14	91	Alberto De Amicis	ITA	Pro-Am	5	EBI Motors	ITA	Porsche 911 GT3	14	**30:51.875**	12.935	3.837	157.6	9	1:53.693	183.4
15	73	Sébastien Poisson	FRA	Am	1	ABM	FRA	Porsche 911 GT3	14	**30:52.397**	13.457	0.522	157.6	10	1:54.628	181.9
16	12	Ludovic Loeul	FRA	Am	2	Porsche Lorient Racing	FRA	Porsche 911 GT3	14	**30:52.519**	13.579	0.122	157.6	10	1:53.631	183.5
17	911 *	Christophe Lapierre	FRA	Pro-Am	6	Martinet by Alméras	FRA	Porsche 911 GT3	14	**30:52.567**	13.627	0.048	157.6	10	1:52.840	184.8
18	56	Frédéric Ancel	FRA	Pro-Am	7	Porsche Lorient Racing	FRA	Porsche 911 GT3	14	**30:52.746**	13.806	0.179	157.5	8	1:53.826	183.2
19	24	Alexandre Leroy	BEL	Am	3	TFT Racing	FRA	Porsche 911 GT3	14	**30:54.498**	15.558	1.752	157.4	10	1:56.387	179.1
20	59 *	Maxence Maurice	FRA	Pro-Am	8	IMSA LS Group Performance	FRA	Porsche 911 GT3	14	**30:54.731**	15.791	0.233	157.4	10	1:53.792	183.2
21	66	Gilles Colombani	FRA	Am	4	Team Clairet Sport	FRA	Porsche 911 GT3	14	**30:56.811**	17.871	2.080	157.2	9	1:58.020	176.7
22	8	Christian Jaquillard	CHE	Am	5	Racing Technology	FRA	Porsche 911 GT3	14	**30:57.960**	19.020	1.149	157.1	10	1:57.830	176.9
23	80	Johannes Zelger	ITA	Am	6	Tsunami RT	ITA	Porsche 911 GT3	14	**30:58.426**	19.486	0.466	157.1	8	1:56.672	178.7
24	78	Dominique Bastien	USA	Am	7	Speedlover	BEL	Porsche 911 GT3	14	**30:58.647**	19.707	0.221	157.0	14	1:57.053	178.1
Not classified:																
	49	Karim Ajlani	CHE	Am		ABM	FRA	Porsche 911 GT3	10	**23:15.067**	4 Laps	4 Laps	149.4	9	1:54.502	182.1
	5 *	Mathys Jaubert	FRA	Pro		TFT Racing	FRA	Porsche 911 GT3	9	**18:39.133**	5 Laps	1 Lap	167.7	8	1:51.932	186.3
	53	Arthur Mathieu	FRA	Pro		Martinet by Alméras	FRA	Porsche 911 GT3	2	**3:57.992**	12 Laps	7 Laps	175.2	2	1:54.905	181.4

Fastest lap Dorian Boccolacci in 1:50.913 at 188.0 Km/h in lap 9

*** PENALTIES**

CAR49 CAR80 - DRIVE THROUGH DONE DURING THE RACE - START PROCEDURE INFRINGEMENT

CAR911 - 5SEC TIME PENALTY - ABUSING TRACK LIMITS

CAR59 - 5SEC TIME PENALTY - ABUSING TRACK LIMITS

CAR76 - 5SEC TIME PENALTY - ABUSING TRACK LIMITS

CAR5 - 5SEC TIME PENALTY - ABUSING TRACK LIMITS

Published at:.....

Track Temp: **18.8 °C** Air Temp: **19.0 °C** Humidity: **83 %** Track Status: **WET**

Race Director:

Timekeeper:

Luis García

JOB-1605-ESP/M

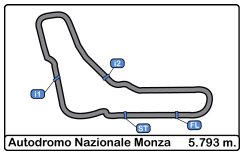

Autodromo Nazionale Monza
Porsche Carrera Cup France
Race - 1
Provisional Results by Category

PORSCHE CARRERA CUP FRANCE

Pro

Clas	Nº	Driver	Nat	Cat	Clas	Team	Nat	Vehicle	Laps	Total Time	Gap	Interval	Km/h	Best	Time	Km/h
1	98	Dorian Boccolacci	FRA	Pro	1	Forestier Racing CLRT	FRA	Porsche 911 GT3	14	**30:38.940**			158.7	9	1:50.913	188.0
2	22	Alessandro Ghiretti	FRA	Pro	2	Martinet by Alméras	FRA	Porsche 911 GT3	14	**30:40.185**	1.245	1.245	158.6	9	1:51.354	187.2
3	99	Benjamin Paque	BEL	Pro	3	Forestier Racing CLRT	FRA	Porsche 911 GT3	14	**30:40.441**	1.501	0.256	158.6	10	1:51.355	187.2
4	1	Marvin Klein	FRA	Pro	4	TFT Racing	FRA	Porsche 911 GT3	14	**30:41.878**	2.938	1.437	158.5	9	1:51.462	187.1
5	29	Louis Rousset	FRA	Pro	5	Forestier Racing CLRT	FRA	Porsche 911 GT3	14	**30:43.581**	4.641	1.703	158.3	10	1:51.799	186.5
6	27	Marlon Hernandez	FRA	Pro	6	ABM	FRA	Porsche 911 GT3	14	**30:44.182**	5.242	0.601	158.3	10	1:52.319	185.6
7	77	Jérémy Sarhy	FRA	Pro	7	Racing Technology	FRA	Porsche 911 GT3	14	**30:44.924**	5.984	0.742	158.2	8	1:52.845	184.8
8	74	Victor Blugeon	FRA	Pro	8	ABM	FRA	Porsche 911 GT3	14	**30:46.101**	7.161	1.177	158.1	10	1:53.112	184.3
9	76 *	Louis Perrot	FRA	Pro	9	IMSA LS Group Performance	FRA	Porsche 911 GT3	14	**30:47.778**	8.838	1.677	158.0	8	1:51.723	186.6
Not classified:																
	5 *	Mathys Jaubert	FRA	Pro	10	TFT Racing	FRA	Porsche 911 GT3	9	**18:39.133**	5 Laps	5 Laps	167.7	8	1:51.932	186.3
	53	Arthur Mathieu	FRA	Pro	11	Martinet by Alméras	FRA	Porsche 911 GT3	2	**3:57.992**	12 Laps	7 Laps	175.2	2	1:54.905	181.4

Pro-Am

Clas	Nº	Driver	Nat	Cat	Clas	Team	Nat	Vehicle	Laps	Total Time	Gap	Interval	Km/h	Best	Time	Km/h
1	2	Marc Guillot	FRA	Pro-	1	HERRERO Racing	FRA	Porsche 911 GT3	14	**30:45.537**			158.2	10	1:52.844	184.8
2	89	Bashar Mardini	CAN	Pro-	2	Tsunami RT	ITA	Porsche 911 GT3	14	**30:45.909**	0.372	0.372	158.1	10	1:52.857	184.7
3	7	Jérôme Boullery	FRA	Pro-	3	Racing Technology	FRA	Porsche 911 GT3	14	**30:46.352**	0.815	0.443	158.1	8	1:52.599	185.2
4	38	Sébastien Dussolliet	FRA	Pro-	4	ABM	FRA	Porsche 911 GT3	14	**30:48.038**	2.501	1.686	157.9	10	1:53.451	183.8
5	91	Alberto De Amicis	ITA	Pro-	5	EBI Motors	ITA	Porsche 911 GT3	14	**30:51.875**	6.338	3.837	157.6	9	1:53.693	183.4
6	911 *	Christophe Lapierre	FRA	Pro-	6	Martinet by Alméras	FRA	Porsche 911 GT3	14	**30:52.567**	7.030	0.692	157.6	10	1:52.840	184.8
7	56	Frédéric Ancel	FRA	Pro-	7	Porsche Lorient Racing	FRA	Porsche 911 GT3	14	**30:52.746**	7.209	0.179	157.5	8	1:53.826	183.2
8	59 *	Maxence Maurice	FRA	Pro-	8	IMSA LS Group Performance	FRA	Porsche 911 GT3	14	**30:54.731**	9.194	1.985	157.4	10	1:53.792	183.2

Am

Clas	Nº	Driver	Nat	Cat	Clas	Team	Nat	Vehicle	Laps	Total Time	Gap	Interval	Km/h	Best	Time	Km/h
1	73	Sébastien Poisson	FRA	Am	1	ABM	FRA	Porsche 911 GT3	14	**30:52.397**			157.6	10	1:54.628	181.9
2	12	Ludovic Loeul	FRA	Am	2	Porsche Lorient Racing	FRA	Porsche 911 GT3	14	**30:52.519**	0.122	0.122	157.6	10	1:53.631	183.5
3	24	Alexandre Leroy	BEL	Am	3	TFT Racing	FRA	Porsche 911 GT3	14	**30:54.498**	2.101	1.979	157.4	10	1:56.387	179.1
4	66	Gilles Colombani	FRA	Am	4	Team Clairet Sport	FRA	Porsche 911 GT3	14	**30:56.811**	4.414	2.313	157.2	9	1:58.020	176.7
5	8	Christian Jaquillard	CHE	Am	5	Racing Technology	FRA	Porsche 911 GT3	14	**30:57.960**	5.563	1.149	157.1	10	1:57.830	176.9
6	80	Johannes Zelger	ITA	Am	6	Tsunami RT	ITA	Porsche 911 GT3	14	**30:58.426**	6.029	0.466	157.1	8	1:56.672	178.7
7	78	Dominique Bastien	USA	Am	7	Speedlover	BEL	Porsche 911 GT3	14	**30:58.647**	6.250	0.221	157.0	14	1:57.053	178.1
Not classified:																
	49	Karim Ajlani	CHE	Am	8	ABM	FRA	Porsche 911 GT3	10	**23:15.067**	4 Laps	4 Laps	149.4	9	1:54.502	182.1

Fastest lap Dorian Boccolacci in 1:50.913 at 188.0 Km/h in lap 9

*** PENALTIES**

CAR49 CAR80 - DRIVE THROUGH DONE DURING THE RACE - START PROCEDURE INFRINGEMENT

CAR911 - 5SEC TIME PENALTY - ABUSING TRACK LIMITS

CAR59 - 5SEC TIME PENALTY - ABUSING TRACK LIMITS

CAR76 - 5SEC TIME PENALTY - ABUSING TRACK LIMITS

CAR5 - 5SEC TIME PENALTY - ABUSING TRACK LIMITS

Published at:.....

Track Temp: **18.8 °C** Air Temp: **19.0 °C** Humidity: **83 %** Track Status: **WET**

Race Director:

Timekeeper:

Luis García

JOB-1605-ESP/M

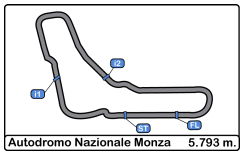

Autodromo Nazionale Monza
Porsche Carrera Cup France
Race - 1
Provisional Results by Class

PORSCHE CARRERA CUP FRANCE

Clas	Nº	Driver	Nat	Cat	Clas	Team	Nat	Vehicle	Laps	Total Time	Gap	Interval	Km/h	Best	Time	Km/h
1	98	Dorian Boccolacci	FRA	Pro	1	Forestier Racing CLRT	FRA	Porsche 911 GT3	14	**30:38.940**			158.7	9	1:50.913	188.0
2	22	Alessandro Ghiretti	FRA	Pro	2	Martinet by Alméras	FRA	Porsche 911 GT3	14	**30:40.185**	1.245	1.245	158.6	9	1:51.354	187.2
3	1	Marvin Klein	FRA	Pro	4	TFT Racing	FRA	Porsche 911 GT3	14	**30:41.878**	2.938	1.693	158.5	9	1:51.462	187.1
4	77	Jérémy Sarhy	FRA	Pro	7	Racing Technology	FRA	Porsche 911 GT3	14	**30:44.924**	5.984	3.046	158.2	8	1:52.845	184.8
5	2	Marc Guillot	FRA	Pro-	1	HERRERO Racing	FRA	Porsche 911 GT3	14	**30:45.537**	6.597	0.613	158.2	10	1:52.844	184.8
6	89	Bashar Mardini	CAN	Pro-	2	Tsunami RT	ITA	Porsche 911 GT3	14	**30:45.909**	6.969	0.372	158.1	10	1:52.857	184.7
7	74	Victor Blugeon	FRA	Pro	8	ABM	FRA	Porsche 911 GT3	14	**30:46.101**	7.161	0.192	158.1	10	1:53.112	184.3
8	7	Jérôme Boullery	FRA	Pro-	3	Racing Technology	FRA	Porsche 911 GT3	14	**30:46.352**	7.412	0.251	158.1	8	1:52.599	185.2
9	76 *	Louis Perrot	FRA	Pro	9	IMSA LS Group Performance	FRA	Porsche 911 GT3	14	**30:47.778**	8.838	1.426	158.0	8	1:51.723	186.6
10	38	Sébastien Dussolliet	FRA	Pro-	4	ABM	FRA	Porsche 911 GT3	14	**30:48.038**	9.098	0.260	157.9	10	1:53.451	183.8
11	91	Alberto De Amicis	ITA	Pro-	5	EBI Motors	ITA	Porsche 911 GT3	14	**30:51.875**	12.935	3.837	157.6	9	1:53.693	183.4
12	73	Sébastien Poisson	FRA	Am	1	ABM	FRA	Porsche 911 GT3	14	**30:52.397**	13.457	0.522	157.6	10	1:54.628	181.9
13	12	Ludovic Loeul	FRA	Am	2	Porsche Lorient Racing	FRA	Porsche 911 GT3	14	**30:52.519**	13.579	0.122	157.6	10	1:53.631	183.5
14	911 *	Christophe Lapierre	FRA	Pro-	6	Martinet by Alméras	FRA	Porsche 911 GT3	14	**30:52.567**	13.627	0.048	157.6	10	1:52.840	184.8
15	56	Frédéric Ancel	FRA	Pro-	7	Porsche Lorient Racing	FRA	Porsche 911 GT3	14	**30:52.746**	13.806	0.179	157.5	8	1:53.826	183.2
16	24	Alexandre Leroy	BEL	Am	3	TFT Racing	FRA	Porsche 911 GT3	14	**30:54.498**	15.558	1.752	157.4	10	1:56.387	179.1
17	59 *	Maxence Maurice	FRA	Pro-	8	IMSA LS Group Performance	FRA	Porsche 911 GT3	14	**30:54.731**	15.791	0.233	157.4	10	1:53.792	183.2
18	66	Gilles Colombani	FRA	Am	4	Team Clairet Sport	FRA	Porsche 911 GT3	14	**30:56.811**	17.871	2.080	157.2	9	1:58.020	176.7
19	8	Christian Jaquillard	CHE	Am	5	Racing Technology	FRA	Porsche 911 GT3	14	**30:57.960**	19.020	1.149	157.1	10	1:57.830	176.9
20	80	Johannes Zelger	ITA	Am	6	Tsunami RT	ITA	Porsche 911 GT3	14	**30:58.426**	19.486	0.466	157.1	8	1:56.672	178.7
21	78	Dominique Bastien	USA	Am	7	Speedlover	BEL	Porsche 911 GT3	14	**30:58.647**	19.707	0.221	157.0	14	1:57.053	178.1
Not classified:																
	49	Karim Ajlani	CHE	Am	8	ABM	FRA	Porsche 911 GT3	10	**23:15.067**	4 Laps	4 Laps	149.4	9	1:54.502	182.1
	53	Arthur Mathieu	FRA	Pro	11	Martinet by Alméras	FRA	Porsche 911 GT3	2	**3:57.992**	12 Laps	8 Laps	175.2	2	1:54.905	181.4

Rookie

Clas	Nº	Driver	Nat	Cat	Clas	Team	Nat	Vehicle	Laps	Total Time	Gap	Interval	Km/h	Best	Time	Km/h
1	99	Benjamin Paque	BEL	Pro	3	Forestier Racing CLRT	FRA	Porsche 911 GT3	14	**30:40.441**			158.6	10	1:51.355	187.2
2	29	Louis Rousset	FRA	Pro	5	Forestier Racing CLRT	FRA	Porsche 911 GT3	14	**30:43.581**	3.140	3.140	158.3	10	1:51.799	186.5
3	27	Marlon Hernandez	FRA	Pro	6	ABM	FRA	Porsche 911 GT3	14	**30:44.182**	3.741	0.601	158.3	10	1:52.319	185.6
Not classified:																
	5 *	Mathys Jaubert	FRA	Pro	10	TFT Racing	FRA	Porsche 911 GT3	9	**18:39.133**	5 Laps	5 Laps	167.7	8	1:51.932	186.3

Fastest lap Dorian Boccolacci in 1:50.913 at 188.0 Km/h in lap 9

*** PENALTIES**

CAR49 CAR80 - DRIVE THROUGH DONE DURING THE RACE - START PROCEDURE INFRINGEMENT

CAR911 - 5SEC TIME PENALTY - ABUSING TRACK LIMITS

CAR59 - 5SEC TIME PENALTY - ABUSING TRACK LIMITS

CAR76 - 5SEC TIME PENALTY - ABUSING TRACK LIMITS

CAR5 - 5SEC TIME PENALTY - ABUSING TRACK LIMITS

Published at:.....

Track Temp: **18.8 °C** Air Temp: **19.0 °C** Humidity: **83 %** Track Status: **WET**

Race Director:

Timekeeper:

Luis García

JOB-1605-ESP/M

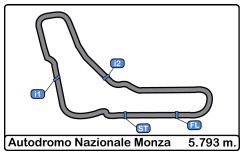

Autodromo Nazionale Monza
Porsche Carrera Cup France
Race - 1
Provisional Classification by Driver Fastest Lap

Clas	Nº	Driver	Nat	Cat	Clas	Team	Nat	Vehicle	Laps	Best	Time	Gap	Interval	Km/h
1	**98**	Dorian Boccolacci	FRA	Pro	1	Forestier Racing CLRT	FRA	Porsche 911 GT3	14	**9**	**1:50.913**			188.0
2	**22**	Alessandro Ghiretti	FRA	Pro	2	Martinet by Alméras	FRA	Porsche 911 GT3	14	**9**	**1:51.354**	0.441	0.441	187.2
3	**99**	Benjamin Paque	BEL	Pro	3	Forestier Racing CLRT	FRA	Porsche 911 GT3	14	**10**	**1:51.355**	0.442	0.001	187.2
4	**1**	Marvin Klein	FRA	Pro	4	TFT Racing	FRA	Porsche 911 GT3	14	**9**	**1:51.462**	0.549	0.107	187.1
5	**76**	Louis Perrot	FRA	Pro	5	IMSA LS Group Performance	FRA	Porsche 911 GT3	14	**8**	**1:51.723**	0.810	0.261	186.6
6	**29**	Louis Rousset	FRA	Pro	6	Forestier Racing CLRT	FRA	Porsche 911 GT3	14	**10**	**1:51.799**	0.886	0.076	186.5
7	**5**	Mathys Jaubert	FRA	Pro	7	TFT Racing	FRA	Porsche 911 GT3	9	**8**	**1:51.932**	1.019	0.133	186.3
8	**27**	Marlon Hernandez	FRA	Pro	8	ABM	FRA	Porsche 911 GT3	14	**10**	**1:52.319**	1.406	0.387	185.6
9	**7**	Jérôme Boullery	FRA	Pro-Am	1	Racing Technology	FRA	Porsche 911 GT3	14	**8**	**1:52.599**	1.686	0.280	185.2
10	**911**	Christophe Lapierre	FRA	Pro-Am	2	Martinet by Alméras	FRA	Porsche 911 GT3	14	**10**	**1:52.840**	1.927	0.241	184.8
11	**2**	Marc Guillot	FRA	Pro-Am	3	HERRERO Racing	FRA	Porsche 911 GT3	14	**10**	**1:52.844**	1.931	0.004	184.8
12	**77**	Jérémy Sarhy	FRA	Pro	9	Racing Technology	FRA	Porsche 911 GT3	14	**8**	**1:52.845**	1.932	0.001	184.8
13	**89**	Bashar Mardini	CAN	Pro-Am	4	Tsunami RT	ITA	Porsche 911 GT3	14	**10**	**1:52.857**	1.944	0.012	184.7
14	**74**	Victor Blugeon	FRA	Pro	10	ABM	FRA	Porsche 911 GT3	14	**10**	**1:53.112**	2.199	0.255	184.3
15	**38**	Sébastien Dussolliet	FRA	Pro-Am	5	ABM	FRA	Porsche 911 GT3	14	**10**	**1:53.451**	2.538	0.339	183.8
16	**12**	Ludovic Loeul	FRA	Am	1	Porsche Lorient Racing	FRA	Porsche 911 GT3	14	**10**	**1:53.631**	2.718	0.180	183.5
17	**91**	Alberto De Amicis	ITA	Pro-Am	6	EBI Motors	ITA	Porsche 911 GT3	14	**9**	**1:53.693**	2.780	0.062	183.4
18	**59**	Maxence Maurice	FRA	Pro-Am	7	IMSA LS Group Performance	FRA	Porsche 911 GT3	14	**10**	**1:53.792**	2.879	0.099	183.2
19	**56**	Frédéric Ancel	FRA	Pro-Am	8	Porsche Lorient Racing	FRA	Porsche 911 GT3	14	**8**	**1:53.826**	2.913	0.034	183.2
20	**49**	Karim Ajlani	CHE	Am	2	ABM	FRA	Porsche 911 GT3	10	**9**	**1:54.502**	3.589	0.676	182.1
21	**73**	Sébastien Poisson	FRA	Am	3	ABM	FRA	Porsche 911 GT3	14	**10**	**1:54.628**	3.715	0.126	181.9
22	**53**	Arthur Mathieu	FRA	Pro	11	Martinet by Alméras	FRA	Porsche 911 GT3	2	**2**	**1:54.905**	3.992	0.277	181.4
23	**24**	Alexandre Leroy	BEL	Am	4	TFT Racing	FRA	Porsche 911 GT3	14	**10**	**1:56.387**	5.474	1.482	179.1
24	**80**	Johannes Zelger	ITA	Am	5	Tsunami RT	ITA	Porsche 911 GT3	14	**8**	**1:56.672**	5.759	0.285	178.7
25	**78**	Dominique Bastien	USA	Am	6	Speedlover	BEL	Porsche 911 GT3	14	**14**	**1:57.053**	6.140	0.381	178.1
26	**8**	Christian Jaquillard	CHE	Am	7	Racing Technology	FRA	Porsche 911 GT3	14	**10**	**1:57.830**	6.917	0.777	176.9
27	**66**	Gilles Colombani	FRA	Am	8	Team Clairet Sport	FRA	Porsche 911 GT3	14	**9**	**1:58.020**	7.107	0.190	176.7

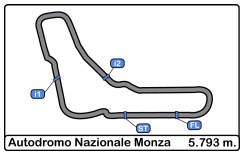

Autodromo Nazionale Monza
Porsche Carrera Cup France
Race - 1
Distance and Speed Average

Clas	Nº	Driver	Nat	Cat	Clas	Team	Nat	Vehicle	Laps	Distance	Total Time	Km/h
1	**98**	Dorian Boccolacci	FRA	Pro	1	Forestier Racing CLRT	FRA	Porsche 911 GT3	14	**81.10**	**30:38.940**	158.7
2	**22**	Alessandro Ghiretti	FRA	Pro	2	Martinet by Alméras	FRA	Porsche 911 GT3	14	**81.10**	**30:40.185**	158.6
3	**99**	Benjamin Paque	BEL	Pro	3	Forestier Racing CLRT	FRA	Porsche 911 GT3	14	**81.10**	**30:40.441**	158.6
4	**1**	Marvin Klein	FRA	Pro	4	TFT Racing	FRA	Porsche 911 GT3	14	**81.10**	**30:41.878**	158.5
5	**29**	Louis Rousset	FRA	Pro	5	Forestier Racing CLRT	FRA	Porsche 911 GT3	14	**81.10**	**30:43.581**	158.3
6	**27**	Marlon Hernandez	FRA	Pro	6	ABM	FRA	Porsche 911 GT3	14	**81.10**	**30:44.182**	158.3
7	**77**	Jérémy Sarhy	FRA	Pro	7	Racing Technology	FRA	Porsche 911 GT3	14	**81.10**	**30:44.924**	158.2
8	**2**	Marc Guillot	FRA	Pro-Am	1	HERRERO Racing	FRA	Porsche 911 GT3	14	**81.10**	**30:45.537**	158.2
9	**89**	Bashar Mardini	CAN	Pro-Am	2	Tsunami RT	ITA	Porsche 911 GT3	14	**81.10**	**30:45.909**	158.1
10	**74**	Victor Blugeon	FRA	Pro	8	ABM	FRA	Porsche 911 GT3	14	**81.10**	**30:46.101**	158.1
11	**7**	Jérôme Boullery	FRA	Pro-Am	3	Racing Technology	FRA	Porsche 911 GT3	14	**81.10**	**30:46.352**	158.1
12	**76**	Louis Perrot	FRA	Pro	9	IMSA LS Group Performance	FRA	Porsche 911 GT3	14	**81.10**	**30:47.778**	158.0
13	**38**	Sébastien Dussolliet	FRA	Pro-Am	4	ABM	FRA	Porsche 911 GT3	14	**81.10**	**30:48.038**	157.9
14	**91**	Alberto De Amicis	ITA	Pro-Am	5	EBI Motors	ITA	Porsche 911 GT3	14	**81.10**	**30:51.875**	157.6
15	**73**	Sébastien Poisson	FRA	Am	1	ABM	FRA	Porsche 911 GT3	14	**81.10**	**30:52.397**	157.6
16	**12**	Ludovic Loeul	FRA	Am	2	Porsche Lorient Racing	FRA	Porsche 911 GT3	14	**81.10**	**30:52.519**	157.6
17	**911**	Christophe Lapierre	FRA	Pro-Am	6	Martinet by Alméras	FRA	Porsche 911 GT3	14	**81.10**	**30:52.567**	157.6
18	**56**	Frédéric Ancel	FRA	Pro-Am	7	Porsche Lorient Racing	FRA	Porsche 911 GT3	14	**81.10**	**30:52.746**	157.5
19	**24**	Alexandre Leroy	BEL	Am	3	TFT Racing	FRA	Porsche 911 GT3	14	**81.10**	**30:54.498**	157.4
20	**59**	Maxence Maurice	FRA	Pro-Am	8	IMSA LS Group Performance	FRA	Porsche 911 GT3	14	**81.10**	**30:54.731**	157.4
21	**66**	Gilles Colombani	FRA	Am	4	Team Clairet Sport	FRA	Porsche 911 GT3	14	**81.10**	**30:56.811**	157.2
22	**8**	Christian Jaquillard	CHE	Am	5	Racing Technology	FRA	Porsche 911 GT3	14	**81.10**	**30:57.960**	157.1
23	**80**	Johannes Zelger	ITA	Am	6	Tsunami RT	ITA	Porsche 911 GT3	14	**81.10**	**30:58.426**	157.1
24	**78**	Dominique Bastien	USA	Am	7	Speedlover	BEL	Porsche 911 GT3	14	**81.10**	**30:58.647**	157.0
25	**49**	Karim Ajlani	CHE	Am	8	ABM	FRA	Porsche 911 GT3	10	**57.93**	**23:15.067**	149.4
26	**5**	Mathys Jaubert	FRA	Pro	10	TFT Racing	FRA	Porsche 911 GT3	9	**52.13**	**18:39.133**	167.7
27	**53**	Arthur Mathieu	FRA	Pro	11	Martinet by Alméras	FRA	Porsche 911 GT3	2	**11.58**	**3:57.992**	175.2

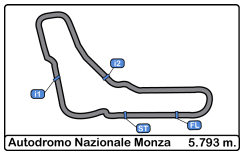

Autodromo Nazionale Monza
Porsche Carrera Cup France
Race - 1
Lap Analysis

PORSCHE CARRERA CUP FRANCE

1 Marvin Klein — Porsche 911 GT3 Cup
Pro — TFT Racing

Lap	D	Time	Sector 1	Sector 2	Sector 3	T. Spd	Elapsed
1		1:58.814	39.261	39.455	40.098	203.0	1:58.814
2		1:53.222	35.248	38.769	39.205	236.3	3:52.036
3		1:52.706	35.843	38.179	38.684	248.2	5:44.742
4		2:15.491	35.211	44.067	56.213	244.8	8:00.233
5		3:02.971	58.084	55.057	1:09.830	115.0	11:03.204
6		1:52.701	35.813	38.238	38.650	242.6	12:55.905
7		1:53.154	35.912	38.709	38.533	256.5	14:49.059
8		1:51.869	35.260	38.023	38.586	248.2	16:40.928
9		1:51.462	35.090	38.089	38.283	249.4	18:32.390
10		1:51.574	35.142	38.090	38.342	252.9	20:23.964
11		2:27.791	34.854	52.854	1:00.083	260.8	22:51.755
12		3:28.302	1:04.615	1:14.592	1:09.095	121.3	26:20.057
13		2:29.748	43.731	47.704	58.313	177.6	28:49.805
14		1:52.073	35.210	38.243	38.620	254.1	30:41.878

7 Jérôme Boullery — Porsche 911 GT3 Cup
Pro-Am — Racing Technology

Lap	D	Time	Sector 1	Sector 2	Sector 3	T. Spd	Elapsed
1		2:01.978	41.071	40.377	40.530	202.2	2:01.978
2		1:54.757	35.932	39.403	39.422	242.1	3:56.735
3		1:53.112	35.211	38.774	39.127	241.6	5:49.847
4		2:26.426	54.707	39.355	52.364	247.1	8:16.273
5		2:52.591	57.389	56.480	58.722	128.7	11:08.864
6		1:54.403	36.248	38.920	39.235	215.1	13:03.267
7		1:53.890	35.909	38.865	39.116	232.7	14:57.157
8		1:52.599	35.203	38.231	39.165	246.0	16:49.756
9		1:52.783	35.736	38.374	38.673	251.1	18:42.539
10		1:52.784	35.438	38.473	38.873	245.4	20:35.323
11		2:24.228	36.062	46.441	1:01.725	259.6	22:59.551
12		3:30.049	1:04.472	1:15.178	1:10.399	125.8	26:29.600
13		2:22.755	44.447	44.251	54.057	183.3	28:52.355
14		1:53.997	35.612	38.785	39.600	232.7	30:46.352

2 Marc Guillot — Porsche 911 GT3 Cup
Pro-Am — HERRERO Racing

Lap	D	Time	Sector 1	Sector 2	Sector 3	T. Spd	Elapsed
1		2:01.688	40.717	40.374	40.597	200.7	2:01.688
2		1:54.360	35.652	39.189	39.519	239.4	3:56.048
3		1:53.203	35.117	38.772	39.314	250.5	5:49.251
4		2:16.093	35.087	44.408	56.598	242.6	8:05.344
5		2:59.481	57.197	56.224	1:06.060	126.1	11:04.825
6		1:54.701	36.364	39.065	39.272	232.2	12:59.526
7		1:54.933	35.698	38.885	40.350	240.0	14:54.459
8		1:53.404	35.608	38.558	39.238	243.2	16:47.863
9		1:53.030	35.392	38.516	39.122	241.6	18:40.893
10		1:52.844	35.361	38.343	39.140	237.3	20:33.737
11		2:22.592	35.176	46.804	1:00.612	247.7	22:56.329
12		3:29.054	1:04.965	1:14.420	1:09.669	139.3	26:25.383
13		2:25.621	45.147	45.109	55.365	171.1	28:51.004
14		1:54.533	35.743	39.211	39.579	218.6	30:45.537

8 Christian Jaquillard — Porsche 911 GT3 Cup
Am — Racing Technology

Lap	D	Time	Sector 1	Sector 2	Sector 3	T. Spd	Elapsed
1		2:14.554	48.079	43.289	43.186	141.5	2:14.554
2		2:02.353	38.287	41.558	42.508	197.4	4:16.907
3		2:02.834	37.398	41.489	43.947	201.8	6:19.741
4		2:13.996	40.389	44.851	48.756	203.3	8:33.737
5		2:38.683	43.452	57.172	58.059	199.6	11:12.420
6		1:59.057	37.116	40.815	41.126	216.4	13:11.477
7		1:59.031	37.300	40.411	41.320	206.1	15:10.508
8		1:58.349	36.816	40.567	40.966	213.4	17:08.857
9		1:58.736	36.974	40.613	41.149	196.7	19:07.593
10		1:57.830	36.517	40.370	40.943	225.4	21:05.423
11		2:05.895	38.508	41.684	45.703	194.9	23:11.318
12		3:28.792	1:03.966	1:14.414	1:10.412	111.5	26:40.110
13		2:19.481	46.054	41.812	51.615	159.0	28:59.591
14		1:58.369	36.863	40.522	40.984	205.3	30:57.960

5 Mathys Jaubert — Porsche 911 GT3 Cup
Pro — TFT Racing

Lap	D	Time	Sector 1	Sector 2	Sector 3	T. Spd	Elapsed
1		1:58.494	39.125	39.363	40.006	202.6	1:58.494
2		1:54.328	35.405	39.420	39.503	239.4	3:52.822
3		1:53.456	35.217	38.776	39.463	254.1	5:46.278
4		2:14.998	35.331	43.917	55.750	250.5	8:01.276
5		3:02.391	58.940	54.802	1:08.649	140.6	11:03.667
6		1:53.612	35.897	38.763	38.952	242.1	12:57.279
7		1:52.969	34.984	38.982	39.003	251.7	14:50.248
8		1:51.932	35.092	38.163	38.677	254.7	16:42.180
9		1:51.953	35.035	38.064	38.854	254.7	18:34.133
10			35.213			251.1	

12 Ludovic Loeul — Porsche 911 GT3 Cup
Am — Porsche Lorient Racing

Lap	D	Time	Sector 1	Sector 2	Sector 3	T. Spd	Elapsed
1		2:25.789	1:00.165	42.697	42.927	180.0	2:25.789
2		1:59.404	37.586	40.157	41.661	215.5	4:25.193
3		1:57.361	36.365	39.535	41.461	227.3	6:22.554
4		2:14.239	39.553	44.302	50.384	218.1	8:36.793
5		2:38.721	43.397	56.637	58.687	160.4	11:15.514
6		1:56.204	36.502	39.648	40.054	219.5	13:11.718
7		1:56.195	36.319	39.217	40.659	217.3	15:07.913
8		1:54.936	35.897	38.757	40.282	235.2	17:02.849
9		1:54.382	35.668	38.923	39.791	241.0	18:57.231
10		1:53.631	35.505	38.810	39.316	240.5	20:50.862
11		2:17.406	40.114	40.798	56.494	243.7	23:08.268
12		3:28.619	1:04.086	1:13.665	1:10.868	100.7	26:36.887
13		2:20.623	45.224	43.129	52.270	160.2	28:57.510
14		1:55.009	35.804	39.233	39.972	231.7	30:52.519

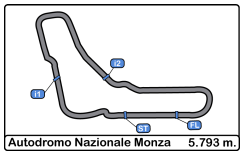

Autodromo Nazionale Monza
Porsche Carrera Cup France
Race - 1
Lap Analysis

PORSCHE CARRERA CUP FRANCE

22 — Alessandro Ghiretti — Porsche 911 GT3 Cup
Pro — Martinet by Alméras

Lap	D	Time	Sector 1	Sector 2	Sector 3	T. Spd	Elapsed
1		1:57.377	38.429	38.997	39.951	211.3	1:57.377
2		1:53.678	35.507	38.336	39.835	238.9	3:51.055
3		1:52.102	35.245	37.880	38.977	250.0	5:43.157
4		2:14.878	35.199	44.028	55.651	259.6	7:58.035
5		3:04.722	58.827	54.863	1:11.032	140.9	11:02.757
6		1:52.607	35.651	38.159	38.797	236.8	12:55.364
7		1:52.889	36.104	38.072	38.713	262.7	14:48.253
8		1:51.878	35.381	37.818	38.679	258.9	16:40.131
9		1:51.354	35.110	37.726	38.518	259.6	18:31.485
10		1:51.730	35.062	37.802	38.866	262.1	20:23.215
11		2:26.719	35.263	51.785	59.671	263.4	22:49.934
12		3:27.142	1:04.175	1:15.088	1:07.879	107.8	26:17.076
13		2:30.999	43.482	47.926	59.591	183.3	28:48.075
14		1:52.110	35.188	38.188	38.734	248.8	30:40.185

24 — Alexandre Leroy — Porsche 911 GT3 Cup
Am — TFT Racing

Lap	D	Time	Sector 1	Sector 2	Sector 3	T. Spd	Elapsed
1		2:17.048	50.883	42.297	43.868	168.7	2:17.048
2		2:00.991	37.382	41.571	42.038	198.5	4:18.039
3		1:59.978	36.750	41.175	42.053	206.1	6:18.017
4		2:13.342	39.156	45.792	48.394	206.8	8:31.359
5		2:38.316	44.379	55.853	58.084	185.8	11:09.675
6		1:57.219	36.246	40.565	40.408	226.4	13:06.894
7		1:57.615	36.274	40.560	40.781	214.7	15:04.509
8		1:56.481	36.076	39.904	40.501	221.3	17:00.990
9		1:56.616	35.981	39.814	40.821	228.3	18:57.606
10		1:56.387	35.860	39.978	40.549	231.2	20:53.993
11		2:15.179	38.270	41.313	55.596	234.7	23:09.172
12		3:28.533	1:03.969	1:13.605	1:10.959	102.1	26:37.705
13		2:20.364	44.839	43.181	52.344	156.0	28:58.069
14		1:56.429	36.245	39.779	40.405	223.1	30:54.498

27 — Marlon Hernandez — Porsche 911 GT3 Cup
Pro — ABM

Lap	D	Time	Sector 1	Sector 2	Sector 3	T. Spd	Elapsed
1		2:00.729	40.690	39.719	40.320	210.1	2:00.729
2		1:54.510	36.142	38.789	39.579	242.6	3:55.239
3		1:53.597	35.575	38.657	39.365	247.1	5:48.836
4		2:15.380	35.369	43.046	56.965	260.2	8:04.216
5		3:00.294	57.316	55.591	1:07.387	138.1	11:04.510
6		1:54.098	35.571	39.360	39.167	240.0	12:58.608
7		1:53.630	35.962	38.675	38.993	268.6	14:52.238
8		1:52.560	35.266	38.165	39.129	261.5	16:44.798
9		1:52.551	35.141	38.265	39.145	263.4	18:37.349
10		1:52.319	35.042	38.181	39.096	261.5	20:29.668
11		2:23.607	35.042	48.264	1:00.301	261.5	22:53.275
12		3:28.710	1:04.622	1:14.754	1:09.334	148.5	26:21.985
13		2:28.185	44.444	46.725	57.016	170.6	28:50.170
14		1:54.012	35.993	38.872	39.147	244.3	30:44.182

29 — Louis Rousset — Porsche 911 GT3 Cup
Pro — Forestier Racing CLRT

Lap	D	Time	Sector 1	Sector 2	Sector 3	T. Spd	Elapsed
1		2:03.434	41.727	40.737	40.970	193.5	2:03.434
2		1:55.582	36.018	39.575	39.989	251.1	3:59.016
3		1:54.401	35.566	38.959	39.876	253.5	5:53.417
4		2:13.209	34.616	41.544	57.049	258.3	8:06.626
5		2:58.644	57.234	56.470	1:04.940	135.5	11:05.270
6		1:54.883	36.033	39.292	39.558	234.2	13:00.153
7		1:54.004	36.019	38.729	39.256	247.1	14:54.157
8		1:52.650	35.203	38.344	39.103	252.3	16:46.807
9		1:52.614	34.986	38.741	38.887	254.7	18:39.421
10		1:51.799	35.302	37.992	38.505	244.3	20:31.220
11		2:22.665	35.118	47.799	59.748	264.7	22:53.885
12		3:29.283	1:05.307	1:14.610	1:09.366	126.7	26:23.168
13		2:27.247	45.548	45.799	55.900	143.0	28:50.415
14		1:53.166	35.488	38.639	39.039	230.2	30:43.581

38 — Sébastien Dussolliet — Porsche 911 GT3 Cup
Pro-Am — ABM

Lap	D	Time	Sector 1	Sector 2	Sector 3	T. Spd	Elapsed
1		2:06.559	44.581	41.553	40.425	192.8	2:06.559
2		1:55.297	36.151	39.477	39.669	225.4	4:01.856
3		1:54.303	35.964	38.981	39.358	225.0	5:56.159
4		2:14.521	36.742	41.253	56.526	229.2	8:10.680
5		2:55.935	58.418	56.025	1:01.492	134.8	11:06.615
6		1:55.885	36.645	39.284	39.956	211.7	13:02.500
7		1:53.866	35.485	38.534	39.847	246.0	14:56.366
8		1:53.768	35.600	38.539	39.629	227.3	16:50.134
9		1:53.902	35.627	39.054	39.221	231.7	18:44.036
10		1:53.451	35.648	38.699	39.104	246.0	20:37.487
11		2:23.221	35.624	47.362	1:00.235	244.8	23:00.708
12		3:30.251	1:04.944	1:15.026	1:10.281	134.8	26:30.959
13		2:23.164	44.638	44.780	53.746	197.4	28:54.123
14		1:53.915	35.796	38.818	39.301	219.5	30:48.038

49 — Karim Ajlani — Porsche 911 GT3 Cup
Am — ABM

Lap	D	Time	Sector 1	Sector 2	Sector 3	T. Spd	Elapsed
1		2:09.585	45.534	42.279	41.772	178.5	2:09.585
2		1:58.735	37.115	40.325	41.295	203.0	4:08.320
3		2:06.225 P	37.405	40.344	48.476	203.0	6:14.545
4		2:25.129	58.904	41.422	44.803	156.9	8:39.674
5		2:36.106	41.419	57.008	57.679	166.6	11:15.780
6		1:58.423	37.280	40.498	40.645	202.2	13:14.203
7		1:55.837	35.888	39.471	40.478	221.3	15:10.040
8		1:54.888	35.784	39.197	39.907	222.2	17:04.928
9		1:54.502	35.718	38.838	39.946	225.0	18:59.430
10		4:15.637 P	35.908	39.034	3:00.695	224.0	23:15.067

53 — Arthur Mathieu — Porsche 911 GT3 Cup
Pro — Martinet by Alméras

Lap	D	Time	Sector 1	Sector 2	Sector 3	T. Spd	Elapsed
1		2:03.087	41.920	40.629	40.538	192.8	2:03.087
2		1:54.905	35.889	39.334	39.682	256.5	3:57.992
3			35.685	38.582		265.3	

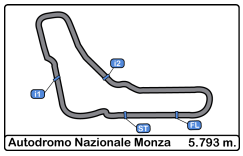

Autodromo Nazionale Monza
Porsche Carrera Cup France
Race - 1
Lap Analysis

PORSCHE CARRERA CUP FRANCE

56 Frédéric Ancel — Porsche 911 GT3 Cup
Pro-Am — Porsche Lorient Racing

Lap	D	Time	Sector 1	Sector 2	Sector 3	T. Spd	Elapsed
1		2:08.098	45.025	41.947	41.126	177.3	2:08.098
2		1:56.412	36.188	40.169	40.055	213.0	4:04.510
3		1:57.032	36.632	40.117	40.283	213.4	6:01.542
4		2:11.950	36.260	40.280	55.410	218.6	8:13.492
5		2:54.042	57.877	55.915	1:00.250	146.7	11:07.534
6		1:56.449	36.579	39.911	39.959	210.1	13:03.983
7		1:55.693	36.609	39.447	39.637	225.9	14:59.676
8		1:53.826	35.563	38.883	39.380	232.7	16:53.502
9		1:53.973	35.371	38.975	39.627	245.4	18:47.475
10		1:54.845	35.926	39.451	39.468	257.7	20:42.320
11		2:22.256	35.747	45.737	1:00.772	251.1	23:04.576
12		3:28.722	1:03.846	1:14.364	1:10.512	123.8	26:33.298
13		2:22.964	45.120	44.485	53.359	180.3	28:56.262
14		1:56.484	36.100	39.201	41.183	213.0	30:52.746

73 Sébastien Poisson — Porsche 911 GT3 Cup
Am — ABM

Lap	D	Time	Sector 1	Sector 2	Sector 3	T. Spd	Elapsed
1		2:07.370	44.179	42.073	41.118	184.6	2:07.370
2		1:56.684	36.128	40.038	40.518	221.3	4:04.054
3		1:58.795	36.936	40.515	41.344	216.4	6:02.849
4		2:12.431	36.816	41.252	54.363	214.7	8:15.280
5		2:53.445	57.112	56.262	1:00.071	131.8	11:08.725
6		1:56.444	36.765	39.452	40.227	207.6	13:05.169
7		1:56.268	35.989	39.556	40.723	223.1	15:01.437
8		1:55.799	36.158	39.404	40.237	217.3	16:57.236
9		1:55.869	35.798	39.763	40.308	231.2	18:53.105
10		1:54.628	35.476	39.164	39.988	236.3	20:47.733
11		2:19.755	42.796	40.658	56.301	240.5	23:07.488
12		3:27.996	1:04.366	1:13.470	1:10.160	124.8	26:35.484
13		2:21.320	45.730	43.478	52.112	175.3	28:56.804
14		1:55.593	36.279	39.352	39.962	218.6	30:52.397

59 Maxence Maurice — Porsche 911 GT3 Cup
Pro-Am — IMSA LS Group Performance

Lap	D	Time	Sector 1	Sector 2	Sector 3	T. Spd	Elapsed
1		2:06.234	43.835	41.717	40.682	182.7	2:06.234
2		1:56.695	36.859	39.812	40.024	223.1	4:02.929
3		1:54.532	35.717	38.881	39.934	238.4	5:57.461
4		2:15.011	35.746	42.015	57.250	250.5	8:12.472
5		2:54.617	58.207	55.414	1:00.996	132.8	11:07.089
6		1:55.859	36.724	39.416	39.719	216.8	13:02.948
7		1:54.006	35.841	38.722	39.443	246.0	14:56.954
8		1:54.522	35.963	38.734	39.825	225.9	16:51.476
9		1:53.815	35.391	38.998	39.426	242.1	18:45.291
10		1:53.792	35.353	39.029	39.410	243.7	20:39.083
11		2:24.462	35.520	47.825	1:01.117	252.3	23:03.545
12		3:29.131	1:03.905	1:14.699	1:10.527	122.3	26:32.676
13		2:22.686	45.243	43.613	53.830	183.6	28:55.362
14		1:54.369	35.779	39.184	39.406	226.4	30:49.731

74 Victor Blugeon — Porsche 911 GT3 Cup
Pro — ABM

Lap	D	Time	Sector 1	Sector 2	Sector 3	T. Spd	Elapsed
1		2:02.599	41.687	40.324	40.588	203.3	2:02.599
2		1:55.230	36.197	39.225	39.808	234.7	3:57.829
3		1:56.012	36.780	39.831	39.401	249.4	5:53.841
4		2:13.757	35.558	41.156	57.043	257.1	8:07.598
5		2:57.863	57.704	55.621	1:04.538	142.6	11:05.461
6		1:54.875	36.612	38.798	39.465	233.2	13:00.336
7		1:54.479	35.980	38.893	39.606	252.9	14:54.815
8		1:53.504	35.389	38.706	39.409	246.0	16:48.319
9		1:53.862	35.350	38.509	40.003	249.4	18:42.181
10		1:53.112	35.689	38.259	39.164	248.2	20:35.293
11		2:22.915	35.606	46.205	1:01.104	243.7	22:58.208
12		3:29.716	1:04.772	1:14.600	1:10.344	148.1	26:27.924
13		2:24.015	44.901	44.674	54.440	190.4	28:51.939
14		1:54.162	35.911	38.611	39.640	244.8	30:46.101

66 Gilles Colombani — Porsche 911 GT3 Cup
Am — Team Clairet Sport

Lap	D	Time	Sector 1	Sector 2	Sector 3	T. Spd	Elapsed
1		2:11.929	46.944	42.340	42.645	171.7	2:11.929
2		2:03.933	37.825	42.053	44.055	198.5	4:15.862
3		2:01.832	36.966	41.575	43.291	215.1	6:17.694
4		2:13.244	39.014	45.769	48.461	219.5	8:30.938
5		2:38.366	44.004	56.309	58.053	191.1	11:09.304
6		2:00.510	37.822	41.221	41.467	203.7	13:09.814
7		1:58.506	36.565	40.612	41.329	225.4	15:08.320
8		1:59.159	36.287	41.756	41.116	225.0	17:07.479
9		1:58.020	36.232	40.579	41.209	223.1	19:05.499
10		1:58.558	35.961	40.279	42.318	232.7	21:04.057
11		2:06.004	38.085	42.134	45.785	213.4	23:10.061
12		3:28.797	1:04.181	1:13.889	1:10.727	105.4	26:38.858
13		2:19.609	45.203	42.203	52.203	159.7	28:58.467
14		1:58.344	37.719	40.196	40.429	220.4	30:56.811

76 Louis Perrot — Porsche 911 GT3 Cup
Pro — IMSA LS Group Performance

Lap	D	Time	Sector 1	Sector 2	Sector 3	T. Spd	Elapsed
1		1:57.981	38.710	39.231	40.040	210.9	1:57.981
2		1:53.839	35.442	39.197	39.200	236.8	3:51.820
3		1:52.424	35.333	38.280	38.811	243.7	5:44.244
4		2:15.354	35.078	43.983	56.293	254.7	7:59.598
5		3:03.463	58.098	54.727	1:10.638	131.7	11:03.061
6		1:53.452	36.276	38.251	38.925	229.2	12:56.513
7		1:53.148	35.568	38.756	38.824	255.3	14:49.661
8		1:51.723	35.043	38.086	38.594	249.4	16:41.384
9		1:51.877	35.089	38.114	38.674	248.2	18:33.261
10		1:52.254	35.745	37.873	38.636	254.1	20:25.515
11		2:26.942	35.011	51.747	1:00.184	243.7	22:52.457
12		3:28.795	1:04.727	1:14.809	1:09.259	132.3	26:21.252
13		2:28.660	44.386	46.788	57.486	175.6	28:49.912
14		1:52.866	35.902	38.087	38.877	236.3	30:42.778

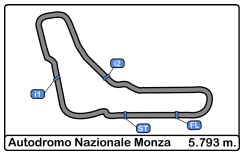

Autodromo Nazionale Monza
Porsche Carrera Cup France
Race - 1
Lap Analysis

PORSCHE CARRERA CUP FRANCE

77 Jérémy Sarhy — Porsche 911 GT3 Cup
Pro — Racing Technology

Lap	D	Time	Sector 1	Sector 2	Sector 3	T. Spd	Elapsed
1		1:59.721	39.772	39.931	40.018	210.1	1:59.721
2		1:54.566	35.716	39.155	39.695	239.4	3:54.287
3		1:53.412	35.349	38.752	39.311	248.8	5:47.699
4		2:15.735	35.310	43.463	56.962	250.0	8:03.434
5		3:00.639	57.383	55.193	1:08.063	140.8	11:04.073
6		1:55.009	35.843	39.625	39.541	233.7	12:59.082
7		1:54.450	35.962	38.926	39.562	246.0	14:53.532
8		1:52.845	35.193	38.751	38.901	247.1	16:46.377
9		1:53.071	35.116	38.818	39.137	251.7	18:39.448
10		1:53.015	35.663	38.340	39.012	227.3	20:32.463
11		2:22.870	35.193	47.286	1:00.391	247.1	22:55.333
12		3:29.276	1:05.133	1:14.105	1:10.038	133.4	26:24.609
13		2:26.091	45.162	45.113	55.816	183.3	28:50.700
14		1:54.224	35.619	39.192	39.413	227.3	30:44.924

89 Bashar Mardini — Porsche 911 GT3 Cup
Pro-Am — Tsunami RT

Lap	D	Time	Sector 1	Sector 2	Sector 3	T. Spd	Elapsed
1		2:04.382	42.519	40.829	41.034	185.8	2:04.382
2		1:54.913	35.922	39.061	39.930	230.7	3:59.295
3		1:55.318	35.832	39.492	39.994	241.0	5:54.613
4		2:13.946	35.539	41.291	57.116	248.2	8:08.559
5		2:57.211	57.808	55.628	1:03.775	134.6	11:05.770
6		1:54.937	36.644	38.849	39.444	241.0	13:00.707
7		1:54.540	36.366	38.877	39.297	251.7	14:55.247
8		1:53.668	35.716	38.682	39.270	230.2	16:48.915
9		1:53.054	35.428	38.501	39.125	242.1	18:41.969
10		1:52.857	35.267	38.500	39.090	253.5	20:34.826
11		2:22.534	35.279	46.437	1:00.818	254.7	22:57.360
12		3:29.076	1:04.729	1:14.621	1:09.726	131.2	26:26.436
13		2:25.253	45.596	44.678	54.979	160.7	28:51.689
14		1:54.220	35.760	38.893	39.567	235.8	30:45.909

78 Dominique Bastien — Porsche 911 GT3 Cup
Am — Speedlover

Lap	D	Time	Sector 1	Sector 2	Sector 3	T. Spd	Elapsed
1		2:17.357	49.511	43.269	44.577	146.1	2:17.357
2		2:02.422	38.224	41.737	42.461	191.8	4:19.779
3		2:00.406	37.079	40.881	42.446	211.7	6:20.185
4		2:14.714	40.974	44.529	49.211	197.8	8:34.899
5		2:39.485	44.262	56.722	58.501	151.8	11:14.384
6		2:00.159	37.894	40.709	41.556	210.5	13:14.543
7		1:57.175	36.257	40.280	40.638	220.4	15:11.718
8		1:57.316	36.206	40.455	40.655	219.9	17:09.034
9		2:17.846	56.516	40.505	40.825	228.3	19:26.880
10		1:57.794	36.425	40.235	41.134	216.0	21:24.674
11		1:59.466	37.537	40.470	41.459	187.5	23:24.140
12		3:18.254	53.470	1:14.446	1:10.338	146.3	26:42.394
13		2:19.200	45.039	41.604	52.557	195.6	29:01.594
14		1:57.053	36.341	40.184	40.528	230.7	30:58.647

91 Alberto De Amicis — Porsche 911 GT3 Cup
Pro-Am — EBI Motors

Lap	D	Time	Sector 1	Sector 2	Sector 3	T. Spd	Elapsed
1		2:05.509	43.608	40.908	40.993	197.8	2:05.509
2		1:55.824	36.806	38.819	40.199	223.6	4:01.333
3		1:54.224	35.760	38.668	39.796	232.2	5:55.557
4		2:14.519	36.058	41.916	56.545	243.7	8:10.076
5		2:56.171	58.601	55.903	1:01.667	117.3	11:06.247
6		1:56.744	36.708	39.484	40.552	219.5	13:02.991
7		1:55.789	37.083	38.941	39.765	228.8	14:58.780
8		1:55.171	36.312	39.396	39.463	257.7	16:53.951
9		1:53.693	35.553	38.687	39.453	236.3	18:47.644
10		1:54.841	35.976	39.499	39.366	248.8	20:42.485
11		2:23.342	36.498	46.069	1:00.775	251.7	23:05.827
12		3:28.405	1:04.539	1:13.383	1:10.483	130.9	26:34.232
13		2:22.170	45.705	43.605	52.860	178.2	28:56.402
14		1:55.473	35.746	38.743	40.984	230.2	30:51.875

80 Johannes Zelger — Porsche 911 GT3 Cup
Am — Tsunami RT

Lap	D	Time	Sector 1	Sector 2	Sector 3	T. Spd	Elapsed
1		2:28.912	1:00.057	44.917	43.938	188.8	2:28.912
2		2:00.925	37.811	41.198	41.916	201.1	4:29.837
3		2:11.154	P 37.300	41.135	52.719	210.5	6:40.991
4		2:29.937	1:00.961	43.297	45.679	168.2	9:10.928
5		2:06.298	38.630	41.955	45.713	202.6	11:17.226
6		2:01.000	39.150	40.630	41.220	210.9	13:18.226
7		1:57.272	36.237	39.935	41.100	220.4	15:15.498
8		1:56.672	35.648	40.187	40.837	228.3	17:12.170
9		1:56.829	36.115	40.245	40.469	230.2	19:08.999
10		1:57.523	36.652	40.227	40.644	228.3	21:06.522
11		2:05.404	38.519	41.832	45.053	197.8	23:11.926
12		3:28.908	1:04.187	1:14.568	1:10.153	118.5	26:40.834
13		2:19.278	46.185	41.753	51.340	167.7	29:00.112
14		1:58.314	36.807	40.630	40.877	223.6	30:58.426

98 Dorian Boccolacci — Porsche 911 GT3 Cup
Pro — Forestier Racing CLRT

Lap	D	Time	Sector 1	Sector 2	Sector 3	T. Spd	Elapsed
1		1:56.317	37.533	38.991	39.793	213.0	1:56.317
2		1:53.175	35.821	38.353	39.001	241.0	3:49.492
3		1:52.302	35.572	38.239	38.491	251.1	5:41.794
4		2:13.918	35.134	43.934	54.850	256.5	7:55.712
5		3:06.502	58.567	55.281	1:12.654	133.8	11:02.214
6		1:51.962	35.604	37.960	38.398	253.5	12:54.176
7		1:51.747	35.168	37.762	38.817	261.5	14:45.923
8		1:51.211	35.048	37.785	38.378	258.3	16:37.134
9		1:50.913	34.952	37.625	38.336	262.1	18:28.047
10		1:51.442	34.995	37.924	38.523	260.2	20:19.489
11		2:29.797	34.909	54.943	59.945	263.4	22:49.286
12		3:26.690	1:03.788	1:15.519	1:07.383	112.0	26:15.976
13		2:31.523	43.536	47.576	1:00.411	182.4	28:47.499
14		1:51.441	35.141	37.667	38.633	259.6	30:38.940

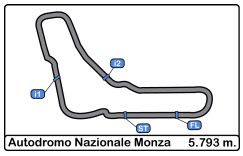

Autodromo Nazionale Monza
Porsche Carrera Cup France
Race - 1
Lap Analysis

PORSCHE CARRERA CUP FRANCE

99 — Benjamin Paque — Porsche 911 GT3 Cup

Pro — Forestier Racing CLRT

Lap	D	Time	Sector 1	Sector 2	Sector 3	T. Spd	Elapsed
1		1:56.958	37.868	39.318	39.772	210.9	1:56.958
2		1:53.127	35.361	38.751	39.015	243.2	3:50.085
3		1:52.491	35.194	38.549	38.748	248.2	5:42.576
4		2:14.372	34.987	43.733	55.652	256.5	7:56.948
5		3:05.560	58.945	54.750	1:11.865	161.4	11:02.508
6		1:52.546	35.467	38.263	38.816	235.2	12:55.054
7		1:53.688	36.594	38.285	38.809	255.3	14:48.742
8		1:51.785	35.087	38.119	38.579	255.3	16:40.527
9		1:51.434	35.138	37.692	38.604	248.2	18:31.961
10		1:51.355	34.980	37.747	38.628	255.9	20:23.316
11		2:27.612	35.255	52.050	1:00.307	265.3	22:50.928
12		3:27.924	1:04.175	1:15.195	1:08.554	134.3	26:18.852
13		2:29.706	43.295	47.779	58.632	173.9	28:48.558
14		1:51.883	34.989	38.043	38.851	243.7	30:40.441

911 — Christophe Lapierre — Porsche 911 GT3 Cup

Pro-Am — Martinet by Alméras

Lap	D	Time	Sector 1	Sector 2	Sector 3	T. Spd	Elapsed
1		2:05.554	43.417	40.828	41.309	186.2	2:05.554
2		1:55.209	36.056	39.225	39.928	234.2	4:00.763
3		1:54.221	35.729	38.871	39.621	235.8	5:54.984
4		2:14.038	35.804	41.219	57.015	246.5	8:09.022
5		2:56.868	58.231	55.915	1:02.722	138.8	11:05.890
6		1:55.410	36.728	38.988	39.694	224.0	13:01.300
7		1:54.963	35.899	39.230	39.834	253.5	14:56.263
8		1:53.520	35.355	38.451	39.714	248.8	16:49.783
9		1:53.940	35.889	38.991	39.060	252.3	18:43.723
10		1:52.840	35.097	38.434	39.309	257.1	20:36.563
11		2:23.431	35.363	48.161	59.907	251.7	22:59.994
12		3:30.211	1:04.873	1:15.086	1:10.252	130.1	26:30.205
13		2:23.459	44.660	44.334	54.465	204.9	28:53.664
14		1:53.903	35.565	38.675	39.663	237.8	30:47.567

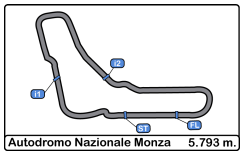

Autodromo Nazionale Monza
Porsche Carrera Cup France
Race - 1
Analysis by Lap

PORSCHE CARRERA CUP FRANCE

Num	Lap Time	Gap
Lap 1		
98	1:56.317	
99	1:56.958	00.641
22	1:57.377	01.060
76	1:57.981	01.664
5	1:58.494	02.177
1	1:58.814	02.497
77	1:59.721	03.404
27	2:00.729	04.412
2	2:01.688	05.371
7	2:01.978	05.661
74	2:02.599	06.282
53	2:03.087	06.770
29	2:03.434	07.117
89	2:04.382	08.065
91	2:05.509	09.192
911	2:05.554	09.237
59	2:06.234	09.917
38	2:06.559	10.242
73	2:07.370	11.053
56	2:08.098	11.781
49	2:09.585	13.268
66	2:11.929	15.612
8	2:14.554	18.237
24	2:17.048	20.731
78	2:17.357	21.040
12	2:25.789	29.472
80	2:28.912	32.595

Num	Lap Time	Gap
Lap 2		
98	1:53.175	
99	1:53.127	00.593
22	1:53.678	01.563
76	1:53.839	02.328
1	1:53.222	02.544
5	1:54.328	03.330
77	1:54.566	04.795
27	1:54.510	05.747
2	1:54.360	06.556
7	1:54.757	07.243
74	1:55.230	08.337
53	1:54.905	08.500
29	1:55.582	09.524
89	1:54.913	09.803
911	1:55.209	11.271
91	1:55.824	11.841
38	1:55.297	12.364
59	1:56.695	13.437
73	1:56.684	14.562
56	1:56.412	15.018
49	1:58.735	18.828
66	2:03.933	26.370
8	2:02.353	27.415
24	2:00.991	28.547
78	2:02.422	30.287
12	1:59.404	35.701
80	2:00.925	40.345

Num	Lap Time	Gap
Lap 3		
98	1:52.302	
99	1:52.491	00.782
22	1:52.102	01.363
76	1:52.424	02.450
1	1:52.706	02.948
5	1:53.456	04.484
77	1:53.412	05.905
27	1:53.597	07.042
2	1:53.203	07.457
7	1:53.112	08.053
29	1:54.401	11.623
74	1:56.012	12.047
89	1:55.318	12.819
911	1:54.221	13.190
91	1:54.224	13.763
38	1:54.303	14.365
59	1:54.532	15.667
56	1:57.032	19.748
73	1:58.795	21.055
49	2:06.225	32.751
66	2:01.832	35.900
24	1:59.978	36.223
8	2:02.834	37.947
78	2:00.406	38.391
12	1:57.361	40.760
80	2:11.154	59.197

Num	Lap Time	Gap
Lap 4		
98	2:13.918	
99	2:14.372	01.236
22	2:14.878	02.323
76	2:15.354	03.886
1	2:15.491	04.521
5	2:14.998	05.564
77	2:15.735	07.722
27	2:15.380	08.504
2	2:16.093	09.632
29	2:13.209	10.914
74	2:13.757	11.886
89	2:13.946	12.847
911	2:14.038	13.310
91	2:14.519	14.364
38	2:14.521	14.968
59	2:15.011	16.760
56	2:11.950	17.780
73	2:12.431	19.568
7	2:26.426	20.561
66	2:13.244	35.226
24	2:13.342	35.647
8	2:13.996	38.025
78	2:14.714	39.187
12	2:14.239	41.081
49	2:25.129	43.962
80	2:29.937	1:15.216

Num	Lap Time	Gap
Lap 5		
98	3:06.502	
99	3:05.560	00.294
22	3:04.722	00.543
76	3:03.463	00.847
1	3:02.971	00.990
5	3:02.391	01.453
77	3:00.639	01.859
27	3:00.294	02.296
2	2:59.481	02.611
29	2:58.644	03.056
74	2:57.863	03.247
89	2:57.211	03.556
911	2:56.868	03.676
91	2:56.171	04.033
38	2:55.935	04.401
59	2:54.617	04.875
56	2:54.042	05.320
73	2:53.445	06.511
7	2:52.591	06.650
66	2:38.366	07.090
24	2:38.316	07.461
8	2:38.683	10.206
78	2:39.485	12.170
12	2:38.721	13.300
49	2:36.106	13.566
80	2:06.298	15.012

Num	Lap Time	Gap
Lap 6		
98	1:51.962	
99	1:52.546	00.878
22	1:52.607	01.188
1	1:52.701	01.729
76	1:53.452	02.337
5	1:53.612	03.103
27	1:54.098	04.432
77	1:55.009	04.906
2	1:54.701	05.350
29	1:54.883	05.977
74	1:54.875	06.160
89	1:54.937	06.531
911	1:55.410	07.124
38	1:55.885	08.324
59	1:55.859	08.772
91	1:56.744	08.815
7	1:54.403	09.091
56	1:56.449	09.807
73	1:56.444	10.993
24	1:57.219	12.718
66	2:00.510	15.638
8	1:59.057	17.301
12	1:56.204	17.542
49	1:58.423	20.027
78	2:00.159	20.367
80	2:01.000	24.050

Num	Lap Time	Gap
Lap 7		
98	1:51.747	
22	1:52.889	02.330
99	1:53.688	02.819
1	1:53.154	03.136
76	1:53.148	03.738
5	1:52.969	04.325
27	1:53.630	06.315
77	1:54.450	07.609
29	1:54.004	08.234
2	1:54.933	08.536
74	1:54.479	08.892
89	1:54.540	09.324
911	1:54.963	10.340
38	1:53.866	10.443
59	1:54.006	11.031
7	1:53.890	11.234
91	1:55.789	12.857
56	1:55.693	13.753
73	1:56.268	15.514
24	1:57.615	18.586
12	1:56.195	21.990
66	1:58.506	22.397
49	1:55.837	24.117
8	1:59.031	24.585
78	1:57.175	25.795
80	1:57.272	29.575

Num	Lap Time	Gap
Lap 8		
98	1:51.211	
22	1:51.878	02.997
99	1:51.785	03.393
1	1:51.869	03.794
76	1:51.723	04.250
5	1:51.932	05.046
27	1:52.560	07.664
77	1:52.845	09.243
29	1:52.650	09.673
2	1:53.404	10.729
74	1:53.504	11.185
89	1:53.668	11.781
7	1:52.599	12.622
911	1:53.520	12.649
38	1:53.768	13.000
59	1:54.522	14.342
56	1:53.826	16.368
91	1:55.171	16.817
73	1:55.799	20.102
24	1:56.481	23.856
12	1:54.936	25.715
49	1:54.888	27.794
66	1:59.159	30.345
8	1:58.349	31.723
78	1:57.316	31.900
80	1:56.672	35.036

Num	Lap Time	Gap
Lap 9		
98	1:50.913	
22	1:51.354	03.438
99	1:51.434	03.914
1	1:51.462	04.343
76	1:51.877	05.214
5	1:51.953	06.086
27	1:52.551	09.302
29	1:52.614	11.374
77	1:53.071	11.401
2	1:53.030	12.846
89	1:53.054	13.922
74	1:53.862	14.134
7	1:52.783	14.492
911	1:53.940	15.676
38	1:53.902	15.989
59	1:53.815	17.244
56	1:53.973	19.428
91	1:53.693	19.597
73	1:55.869	25.058
12	1:54.382	29.184
24	1:56.616	29.559
49	1:54.502	31.383
66	1:58.020	37.452
8	1:58.736	39.546
80	1:56.829	40.952
78	2:17.846	58.833

Num	Lap Time	Gap
Lap 10		
98	1:51.442	
22	1:51.730	03.726
99	1:51.355	03.827
1	1:51.574	04.475
76	1:52.254	06.026
27	1:52.319	10.179
29	1:51.799	11.731
77	1:53.015	12.974
2	1:52.844	14.248
89	1:52.857	15.337
74	1:53.112	15.804
7	1:52.784	15.834
911	1:52.840	17.074
38	1:53.451	17.998
59	1:53.792	19.594
56	1:54.845	22.831
91	1:54.841	22.996
73	1:54.628	28.244
12	1:53.631	31.373
24	1:56.387	34.504
66	1:58.558	44.568
8	1:57.830	45.934
80	1:57.523	47.033
78	1:57.794	1:05.185

Num	Lap Time	Gap
Lap 11		
98	2:29.797	

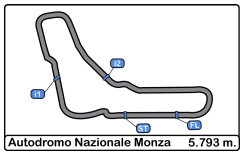

Autodromo Nazionale Monza
Porsche Carrera Cup France
Race - 1
Analysis by Lap

Num	Lap Time	Gap
22	2:26.719	00.648
99	2:27.612	01.642
1	2:27.791	02.469
76	2:26.942	03.171
27	2:23.607	03.989
29	2:22.665	04.599
77	2:22.870	06.047
2	2:22.592	07.043
89	2:22.534	08.074
74	2:22.915	08.922
7	2:24.228	10.265
911	2:23.431	10.708
38	2:23.221	11.422
59	2:24.462	14.259
56	2:22.256	15.290
91	2:23.342	16.541
73	2:19.755	18.202
12	2:17.406	18.982
24	2:15.179	19.886
66	2:06.004	20.775
8	2:05.895	22.032
80	2:05.404	22.640
49	4:15.637	1 Lap
78	1:59.466	34.854

Num	Lap Time	Gap
Lap 12		
98	3:26.690	
22	3:27.142	01.100
99	3:27.924	02.876
1	3:28.302	04.081
76	3:28.795	05.276
27	3:28.710	06.009
29	3:29.283	07.192
77	3:29.276	08.633
2	3:29.054	09.407
89	3:29.076	10.460
74	3:29.716	11.948
7	3:30.049	13.624
911	3:30.211	14.229
38	3:30.251	14.983
59	3:29.131	16.700
56	3:28.722	17.322
91	3:28.405	18.256
73	3:27.996	19.508
12	3:28.619	20.911
24	3:28.533	21.729
66	3:28.797	22.882
8	3:28.792	24.134
80	3:28.908	24.858
78	3:18.254	26.418

Num	Lap Time	Gap
Lap 13		
98	2:31.523	
22	2:30.999	00.576
99	2:29.706	01.059
1	2:29.748	02.306
76	2:28.660	02.413
27	2:28.185	02.671
29	2:27.247	02.916
77	2:26.091	03.201
2	2:25.621	03.505
89	2:25.253	04.190
74	2:24.015	04.440
7	2:22.755	04.856
911	2:23.459	06.165
38	2:23.164	06.624
59	2:22.686	07.863
56	2:22.964	08.763
91	2:22.170	08.903
73	2:21.320	09.305
12	2:20.623	10.011
24	2:20.364	10.570
66	2:19.609	10.968
8	2:19.481	12.092
80	2:19.278	12.613
78	2:19.200	14.095

Num	Lap Time	Gap
Lap 14		
98	1:51.441	
22	1:52.110	01.245
99	1:51.883	01.501
1	1:52.073	02.938
76	1:52.866	03.838
29	1:53.166	04.641
27	1:54.012	05.242
77	1:54.224	05.984
2	1:54.533	06.597
89	1:54.220	06.969
74	1:54.162	07.161
7	1:53.997	07.412
911	1:53.903	08.627
38	1:53.915	09.098
59	1:54.369	10.791
91	1:55.473	12.935
73	1:55.593	13.457
12	1:55.009	13.579
56	1:56.484	13.806
24	1:56.429	15.558
66	1:58.344	17.871
8	1:58.369	19.020
80	1:58.314	19.486
78	1:57.053	19.707

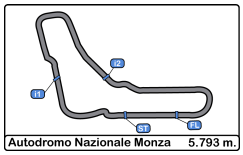

Autodromo Nazionale Monza
Porsche Carrera Cup France
Race - 1
Best Sectors Results

	Sector - 1			Sector - 2			Sector - 3			Ideal Lap vs Best Lap					
Clas	Nº	Driver	Time	Nº	Driver	Time	Nº	Driver	Time	Clas	Nº	Driver	Ideal Lap	Best Lap	Clas
1	29	Louis Rousset	34.616	98	Dorian Boccolacci	37.625	1	Marvin Klein	38.283	1	98	Dorian Boccolacci	1:50.870	1:50.913	1
2	1	Marvin Klein	34.854	99	Benjamin Paque	37.692	98	Dorian Boccolacci	38.336	2	29	Louis Rousset	1:51.113	1:51.799	6
3	98	Dorian Boccolacci	34.909	22	Alessandro Ghiretti	37.726	29	Louis Rousset	38.505	3	1	Marvin Klein	1:51.160	1:51.462	4
4	99	Benjamin Paque	34.980	76	Louis Perrot	37.873	22	Alessandro Ghiretti	38.518	4	99	Benjamin Paque	1:51.251	1:51.355	3
5	5	Mathys Jaubert	34.984	29	Louis Rousset	37.992	99	Benjamin Paque	38.579	5	22	Alessandro Ghiretti	1:51.306	1:51.354	2
6	76	Louis Perrot	35.011	1	Marvin Klein	38.023	76	Louis Perrot	38.594	6	76	Louis Perrot	1:51.478	1:51.723	5
7	27	Marlon Hernandez	35.042	5	Mathys Jaubert	38.064	7	Jérôme Boullery	38.673	7	5	Mathys Jaubert	1:51.725	1:51.932	7
8	22	Alessandro Ghiretti	35.062	27	Marlon Hernandez	38.165	5	Mathys Jaubert	38.677	8	7	Jérôme Boullery	1:52.107	1:52.599	9
9	2	Marc Guillot	35.087	7	Jérôme Boullery	38.231	77	Jérémy Sarhy	38.901	9	27	Marlon Hernandez	1:52.200	1:52.319	8
10	91	Christophe Lapierre	35.097	74	Victor Blugeon	38.259	27	Marlon Hernandez	38.993	10	77	Jérémy Sarhy	1:52.357	1:52.845	12
11	77	Jérémy Sarhy	35.116	77	Jérémy Sarhy	38.340	911	Christophe Lapierre	39.060	11	2	Marc Guillot	1:52.552	1:52.844	11
12	7	Jérôme Boullery	35.203	2	Marc Guillot	38.343	89	Bashar Mardini	39.090	12	911	Christophe Lapierre	1:52.591	1:52.840	10
13	89	Bashar Mardini	35.267	911	Christophe Lapierre	38.434	38	Sébastien Dussolliet	39.104	13	74	Victor Blugeon	1:52.773	1:53.112	14
14	74	Victor Blugeon	35.350	89	Bashar Mardini	38.500	2	Marc Guillot	39.122	14	89	Bashar Mardini	1:52.857	1:52.857	13
15	59	Maxence Maurice	35.353	38	Sébastien Dussolliet	38.534	74	Victor Blugeon	39.164	15	38	Sébastien Dussolliet	1:53.123	1:53.451	15
16	56	Frédéric Ancel	35.371	53	Arthur Mathieu	38.582	12	Ludovic Loeul	39.316	16	59	Maxence Maurice	1:53.481	1:53.792	18
17	73	Sébastien Poisson	35.476	91	Alberto De Amicis	38.668	91	Alberto De Amicis	39.366	17	12	Ludovic Loeul	1:53.578	1:53.631	16
18	38	Sébastien Dussolliet	35.485	59	Maxence Maurice	38.722	56	Frédéric Ancel	39.380	18	91	Alberto De Amicis	1:53.587	1:53.693	17
19	12	Ludovic Loeul	35.505	12	Ludovic Loeul	38.757	59	Maxence Maurice	39.406	19	56	Frédéric Ancel	1:53.634	1:53.826	19
20	91	Alberto De Amicis	35.553	49	Karim Ajlani	38.838	53	Arthur Mathieu	39.682	20	53	Arthur Mathieu	1:53.949	1:54.905	22
21	80	Johannes Zelger	35.648	56	Frédéric Ancel	38.883	49	Karim Ajlani	39.907	21	49	Karim Ajlani	1:54.463	1:54.502	20
22	53	Arthur Mathieu	35.685	73	Sébastien Poisson	39.164	73	Sébastien Poisson	39.962	22	73	Sébastien Poisson	1:54.602	1:54.628	21
23	49	Karim Ajlani	35.718	24	Alexandre Leroy	39.779	24	Alexandre Leroy	40.405	23	24	Alexandre Leroy	1:56.044	1:56.387	23
24	24	Alexandre Leroy	35.860	80	Johannes Zelger	39.935	66	Gilles Colombani	40.429	24	80	Johannes Zelger	1:56.052	1:56.672	24
25	66	Gilles Colombani	35.961	78	Dominique Bastien	40.184	80	Johannes Zelger	40.469	25	66	Gilles Colombani	1:56.586	1:58.020	27
26	78	Dominique Bastien	36.206	66	Gilles Colombani	40.196	78	Dominique Bastien	40.528	26	78	Dominique Bastien	1:56.918	1:57.053	25
27	8	Christian Jaquillard	36.517	8	Christian Jaquillard	40.370	8	Christian Jaquillard	40.943	27	8	Christian Jaquillard	1:57.830	1:57.830	26

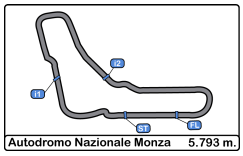

Autodromo Nazionale Monza
Porsche Carrera Cup France
Race - 1
Leader Sequence

Nº	Driver	Nat	Cat	Clas	Team	Nat	Vehicle	Start Lap	End Lap	Laps	Total Laps
98	Dorian Boccolacci	FRA	Pro		Forestier Racing CLRT	FRA	Porsche 911 GT3 Cup	1	**14**	14	14

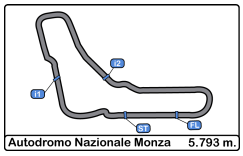

Autodromo Nazionale Monza
Porsche Carrera Cup France
Race - 1
Best 5 Lap Times

PORSCHE CARRERA CUP FRANCE

												Best 1		Best 2		Best 3		Best 4		Best 5	
Cls	Nº	Driver	Nat	Cat	Cls	Team	Nat	Vehicle				Time	Lap	Time	Lap	Time	Lap	Time	Lap	Time	Lap
1	98	Dorian Boccolacci	FRA	Pro	1	Forestier Racing CLRT	FRA	Porsche 911 GT3 Cup				1:50.913	9	1:51.211	8	1:51.441	14	1:51.442	10	1:51.747	7
2	22	Alessandro Ghiretti	FRA	Pro	2	Martinet by Alméras	FRA	Porsche 911 GT3 Cup				1:51.354	9	1:51.730	10	1:51.878	8	1:52.102	3	1:52.110	14
3	99	Benjamin Paque	BEL	Pro	3	Forestier Racing CLRT	FRA	Porsche 911 GT3 Cup				1:51.355	10	1:51.434	9	1:51.785	8	1:51.883	14	1:52.491	3
4	1	Marvin Klein	FRA	Pro	4	TFT Racing	FRA	Porsche 911 GT3 Cup				1:51.462	9	1:51.574	10	1:51.869	8	1:52.073	14	1:52.701	6
5	76	Louis Perrot	FRA	Pro	5	IMSA LS Group Performance	FRA	Porsche 911 GT3 Cup				1:51.723	8	1:51.877	9	1:52.254	10	1:52.424	3	1:52.866	14
6	29	Louis Rousset	FRA	Pro	6	Forestier Racing CLRT	FRA	Porsche 911 GT3 Cup				1:51.799	10	1:52.614	9	1:52.650	8	1:53.166	14	1:54.004	7
7	5	Mathys Jaubert	FRA	Pro	7	TFT Racing	FRA	Porsche 911 GT3 Cup				1:51.932	8	1:51.953	9	1:52.969	7	1:53.456	3	1:53.612	6
8	27	Marlon Hernandez	FRA	Pro	8	ABM	FRA	Porsche 911 GT3 Cup				1:52.319	10	1:52.551	9	1:52.560	8	1:53.597	3	1:53.630	7
9	7	Jérôme Boullery	FRA	Pro-Am	1	Racing Technology	FRA	Porsche 911 GT3 Cup				1:52.599	8	1:52.783	9	1:52.784	10	1:53.112	3	1:53.890	7
10	911	Christophe Lapierre	FRA	Pro-Am	2	Martinet by Alméras	FRA	Porsche 911 GT3 Cup				1:52.840	10	1:53.520	8	1:53.903	14	1:53.940	9	1:54.221	3
11	2	Marc Guillot	FRA	Pro-Am	3	HERRERO Racing	FRA	Porsche 911 GT3 Cup				1:52.844	10	1:53.030	9	1:53.203	3	1:53.404	8	1:54.360	2
12	77	Jérémy Sarhy	FRA	Pro	9	Racing Technology	FRA	Porsche 911 GT3 Cup				1:52.845	8	1:53.015	10	1:53.071	9	1:53.412	3	1:54.224	14
13	89	Bashar Mardini	CAN	Pro-Am	4	Tsunami RT	ITA	Porsche 911 GT3 Cup				1:52.857	10	1:53.054	9	1:53.668	8	1:54.220	14	1:54.540	7
14	74	Victor Blugeon	FRA	Pro	10	ABM	FRA	Porsche 911 GT3 Cup				1:53.112	10	1:53.504	8	1:53.862	9	1:54.162	14	1:54.479	7
15	38	Sébastien Dussolliet	FRA	Pro-Am	5	ABM	FRA	Porsche 911 GT3 Cup				1:53.451	10	1:53.768	8	1:53.866	7	1:53.902	9	1:53.915	14
16	12	Ludovic Loeul	FRA	Am	1	Porsche Lorient Racing	FRA	Porsche 911 GT3 Cup				1:53.631	10	1:54.382	9	1:54.936	8	1:55.009	14	1:56.195	7
17	91	Alberto De Amicis	ITA	Pro-Am	6	EBI Motors	ITA	Porsche 911 GT3 Cup				1:53.693	9	1:54.224	3	1:54.841	10	1:55.171	8	1:55.473	14
18	59	Maxence Maurice	FRA	Pro-Am	7	IMSA LS Group Performance	FRA	Porsche 911 GT3 Cup				1:53.792	10	1:53.815	9	1:54.006	7	1:54.369	14	1:54.522	8
19	56	Frédéric Ancel	FRA	Pro-Am	8	Porsche Lorient Racing	FRA	Porsche 911 GT3 Cup				1:53.826	8	1:53.973	9	1:54.845	10	1:55.693	7	1:56.412	2
20	49	Karim Ajlani	CHE	Am	2	ABM	FRA	Porsche 911 GT3 Cup				1:54.502	9	1:54.888	8	1:55.837	7	1:58.423	6	1:58.735	2
21	73	Sébastien Poisson	FRA	Am	3	ABM	FRA	Porsche 911 GT3 Cup				1:54.628	10	1:55.593	14	1:55.799	8	1:55.869	9	1:56.268	7
22	53	Arthur Mathieu	FRA	Pro	11	Martinet by Alméras	FRA	Porsche 911 GT3 Cup				1:54.905	2	2:03.087	1						
23	24	Alexandre Leroy	BEL	Am	4	TFT Racing	FRA	Porsche 911 GT3 Cup				1:56.387	10	1:56.429	14	1:56.481	8	1:56.616	9	1:57.219	6
24	80	Johannes Zelger	ITA	Am	5	Tsunami RT	ITA	Porsche 911 GT3 Cup				1:56.672	8	1:56.829	9	1:57.272	7	1:57.523	10	1:58.314	14
25	78	Dominique Bastien	USA	Am	6	Speedlover	BEL	Porsche 911 GT3 Cup				1:57.053	14	1:57.175	7	1:57.316	8	1:57.794	10	1:59.466	11
26	8	Christian Jaquillard	CHE	Am	7	Racing Technology	FRA	Porsche 911 GT3 Cup				1:57.830	10	1:58.349	8	1:58.369	14	1:58.736	9	1:59.031	7
27	66	Gilles Colombani	FRA	Am	8	Team Clairet Sport	FRA	Porsche 911 GT3 Cup				1:58.020	9	1:58.344	14	1:58.506	7	1:58.558	10	1:59.159	8

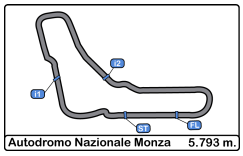

Autodromo Nazionale Monza
Porsche Carrera Cup France
Race - 1
Best 5 Top Speeds

Clas	Nº	Driver	Nat	Cat	Cls	Team	Nat	Vehicle	Top 1 Km/h	Top 1 Lap	Top 2 Km/h	Top 2 Lap	Top 3 Km/h	Top 3 Lap	Top 4 Km/h	Top 4 Lap	Top 5 Km/h	Top 5 Lap	Avg
1	27	Marlon Hernandez	FRA	Pro	1	ABM	FRA	Porsche 911 GT3 Cup	268.6	7	263.4	9	261.5	8	261.5	10	261.5	11	263.3
2	53	Arthur Mathieu	FRA	Pro	2	Martinet by Alméras	FRA	Porsche 911 GT3 Cup	265.3	3	256.5	2	192.8	1					238.2
3	99	Benjamin Paque	BEL	Pro	3	Forestier Racing CLRT	FRA	Porsche 911 GT3 Cup	265.3	11	256.5	4	255.9	10	255.3	7	255.3	8	257.6
4	29	Louis Rousset	FRA	Pro	4	Forestier Racing CLRT	FRA	Porsche 911 GT3 Cup	264.7	11	258.3	4	254.7	9	253.5	3	252.3	8	256.7
5	22	Alessandro Ghiretti	FRA	Pro	5	Martinet by Alméras	FRA	Porsche 911 GT3 Cup	263.4	11	262.7	7	262.1	10	259.6	4	259.6	9	261.5
6	98	Dorian Boccolacci	FRA	Pro	6	Forestier Racing CLRT	FRA	Porsche 911 GT3 Cup	263.4	11	262.1	9	261.5	7	260.2	10	259.6	14	261.3
7	1	Marvin Klein	FRA	Pro	7	TFT Racing	FRA	Porsche 911 GT3 Cup	260.8	11	256.5	7	254.1	14	252.9	10	249.4	9	254.7
8	7	Jérôme Boullery	FRA	Pro-Am	1	Racing Technology	FRA	Porsche 911 GT3 Cup	259.6	11	251.1	9	247.1	4	246.0	8	245.4	10	249.8
9	56	Frédéric Ancel	FRA	Pro-Am	2	Porsche Lorient Racing	FRA	Porsche 911 GT3 Cup	257.7	10	251.1	11	245.4	9	232.7	8	225.9	7	242.6
10	91	Alberto De Amicis	ITA	Pro-Am	3	EBI Motors	ITA	Porsche 911 GT3 Cup	257.7	8	251.7	11	248.8	10	243.7	4	236.3	9	247.6
11	74	Victor Blugeon	FRA	Pro	8	ABM	FRA	Porsche 911 GT3 Cup	257.1	4	252.9	7	249.4	3	249.4	9	248.2	10	251.4
12	911	Christophe Lapierre	FRA	Pro-Am	4	Martinet by Alméras	FRA	Porsche 911 GT3 Cup	257.1	10	253.5	7	252.3	9	251.7	11	248.8	8	252.7
13	76	Louis Perrot	FRA	Pro	9	IMSA LS Group Performance	FRA	Porsche 911 GT3 Cup	255.3	7	254.7	4	254.1	10	249.4	8	248.2	9	252.3
14	5	Mathys Jaubert	FRA	Pro	10	TFT Racing	FRA	Porsche 911 GT3 Cup	254.7	8	254.7	9	254.1	3	251.7	7	251.1	10	253.2
15	89	Bashar Mardini	CAN	Pro-Am	5	Tsunami RT	ITA	Porsche 911 GT3 Cup	254.7	11	253.5	10	251.7	7	248.2	4	242.1	9	250.0
16	59	Maxence Maurice	FRA	Pro-Am	6	IMSA LS Group Performance	FRA	Porsche 911 GT3 Cup	252.3	11	250.5	4	246.0	7	243.7	10	242.1	9	246.9
17	77	Jérémy Sarhy	FRA	Pro	11	Racing Technology	FRA	Porsche 911 GT3 Cup	251.7	9	250.0	4	248.8	3	247.1	8	247.1	11	248.9
18	2	Marc Guillot	FRA	Pro-Am	7	HERRERO Racing	FRA	Porsche 911 GT3 Cup	250.5	3	247.7	11	243.2	8	242.6	4	241.6	9	245.1
19	38	Sébastien Dussolliet	FRA	Pro-Am	8	ABM	FRA	Porsche 911 GT3 Cup	246.0	7	246.0	10	244.8	11	231.7	9	229.2	4	239.5
20	12	Ludovic Loeul	FRA	Am	1	Porsche Lorient Racing	FRA	Porsche 911 GT3 Cup	243.7	11	241.0	9	240.5	10	235.2	8	231.7	14	238.4
21	73	Sébastien Poisson	FRA	Am	2	ABM	FRA	Porsche 911 GT3 Cup	240.5	11	236.3	10	231.2	9	223.1	7	221.3	2	230.5
22	24	Alexandre Leroy	BEL	Am	3	TFT Racing	FRA	Porsche 911 GT3 Cup	234.7	11	231.2	10	228.3	9	226.4	6	223.1	14	228.7
23	66	Gilles Colombani	FRA	Am	4	Team Clairet Sport	FRA	Porsche 911 GT3 Cup	232.7	10	225.4	7	225.0	8	223.1	9	220.4	14	225.3
24	78	Dominique Bastien	USA	Am	5	Speedlover	BEL	Porsche 911 GT3 Cup	230.7	14	228.3	9	220.4	7	219.9	8	216.0	10	223.0
25	80	Johannes Zelger	ITA	Am	6	Tsunami RT	ITA	Porsche 911 GT3 Cup	230.2	9	228.3	8	228.3	10	223.6	14	220.4	7	226.1
26	8	Christian Jaquillard	CHE	Am	7	Racing Technology	FRA	Porsche 911 GT3 Cup	225.4	10	216.4	6	213.4	8	206.1	7	205.3	14	213.3
27	49	Karim Ajlani	CHE	Am	8	ABM	FRA	Porsche 911 GT3 Cup	225.0	9	224.0	10	222.2	8	221.3	7	203.0	2	219.1

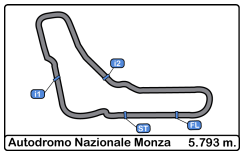

Autodromo Nazionale Monza
Porsche Carrera Cup France
Race - 1
Fastest Laps Sequence

Lap	Time of Day	Session Time	Nº	Driver	Nat	Cat	Team	Nat	Vehicle	Time	Km/h
2	17:38:26.479	3:49.479	**98**	Dorian Boccolacci	FRA	Pro	Forestier Racing CLRT	FRA	Porsche 911 GT3	**1:53.175**	184.2
2	17:38:27.072	3:50.072	**99**	Benjamin Paque	BEL	Pro	Forestier Racing CLRT	FRA	Porsche 911 GT3	**1:53.127**	184.3
3	17:40:18.782	5:41.782	**98**	Dorian Boccolacci	FRA	Pro	Forestier Racing CLRT	FRA	Porsche 911 GT3	**1:52.302**	185.7
3	17:40:20.145	5:43.145	**22**	Alessandro Ghiretti	FRA	Pro	Martinet by Alméras	FRA	Porsche 911 GT3	**1:52.102**	186.0
6	17:47:31.163	12:54.163	**98**	Dorian Boccolacci	FRA	Pro	Forestier Racing CLRT	FRA	Porsche 911 GT3	**1:51.962**	186.2
7	17:49:22.910	14:45.910	**98**	Dorian Boccolacci	FRA	Pro	Forestier Racing CLRT	FRA	Porsche 911 GT3	**1:51.747**	186.6
8	17:51:14.121	16:37.121	**98**	Dorian Boccolacci	FRA	Pro	Forestier Racing CLRT	FRA	Porsche 911 GT3	**1:51.211**	187.5
9	17:53:05.034	18:28.034	**98**	Dorian Boccolacci	FRA	Pro	Forestier Racing CLRT	FRA	Porsche 911 GT3	**1:50.913**	188.0

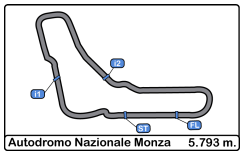

Autodromo Nazionale Monza
Porsche Carrera Cup France
Race - 1
Event Best Maximum Speed

Nº	Driver	Nat	Cat	Clas	Team	Nat	Vehicle	Km/h	Session
38	Sébastien Dussolliet	FRA	Pro-Am	1	ABM	FRA	Porsche 911 GT3	276.2	Qualifying
99	Benjamin Paque	BEL	Pro	1	Forestier Racing CLRT	FRA	Porsche 911 GT3	274.1	Qualifying
2	Marc Guillot	FRA	Pro-Am	2	HERRERO Racing	FRA	Porsche 911 GT3	273.4	Private test
53	Arthur Mathieu	FRA	Pro	2	Martinet by Alméras	FRA	Porsche 911 GT3	272.7	Private test
5	Mathys Jaubert	FRA	Pro	3	TFT Racing	FRA	Porsche 911 GT3	272.7	Private test
22	Alessandro Ghiretti	FRA	Pro	4	Martinet by Alméras	FRA	Porsche 911 GT3	272.0	Private test
27	Marlon Hernandez	FRA	Pro	5	ABM	FRA	Porsche 911 GT3	272.0	Qualifying
56	Frédéric Ancel	FRA	Pro-Am	3	Porsche Lorient Racing	FRA	Porsche 911 GT3	271.3	Private test
59	Maxence Maurice	FRA	Pro-Am	4	IMSA LS Group Performance	FRA	Porsche 911 GT3	271.3	Private test
76	Louis Perrot	FRA	Pro	6	IMSA LS Group Performance	FRA	Porsche 911 GT3	271.3	Private test
74	Victor Blugeon	FRA	Pro	7	ABM	FRA	Porsche 911 GT3	270.6	Private test
1	Marvin Klein	FRA	Pro	8	TFT Racing	FRA	Porsche 911 GT3	270.6	Qualifying
29	Louis Rousset	FRA	Pro	9	Forestier Racing CLRT	FRA	Porsche 911 GT3	270.0	Private test
98	Dorian Boccolacci	FRA	Pro	10	Forestier Racing CLRT	FRA	Porsche 911 GT3	270.0	Qualifying
24	Alexandre Leroy	BEL	Am	1	TFT Racing	FRA	Porsche 911 GT3	269.3	Private test
7	Jérôme Boullery	FRA	Pro-Am	5	Racing Technology	FRA	Porsche 911 GT3	269.3	Private test
73	Sébastien Poisson	FRA	Am	2	ABM	FRA	Porsche 911 GT3	269.3	Qualifying
66	Gilles Colombani	FRA	Am	3	Team Clairet Sport	FRA	Porsche 911 GT3	268.6	Private test
911	Christophe Lapierre	FRA	Pro-Am	6	Martinet by Alméras	FRA	Porsche 911 GT3	268.6	Qualifying
89	Bashar Mardini	CAN	Pro-Am	7	Tsunami RT	ITA	Porsche 911 GT3	267.9	Private test
49	Karim Ajlani	CHE	Am	4	ABM	FRA	Porsche 911 GT3	267.9	Qualifying
12	Ludovic Loeul	FRA	Am	5	Porsche Lorient Racing	FRA	Porsche 911 GT3	267.3	Private test
921	Fernando Monje	ESP	Pro	11	Martinet by Alméras	FRA	Porsche 911 GT3	267.3	Private test
77	Jérémy Sarhy	FRA	Pro	12	Racing Technology	FRA	Porsche 911 GT3	266.0	Private test
91	Alberto De Amicis	ITA	Pro-Am	8	EBI Motors	ITA	Porsche 911 GT3	265.3	Qualifying
80	Johannes Zelger	ITA	Am	6	Tsunami RT	ITA	Porsche 911 GT3	260.2	Qualifying
8	Christian Jaquillard	CHE	Am	7	Racing Technology	FRA	Porsche 911 GT3	258.9	Qualifying
78	Dominique Bastien	USA	Am	8	Speedlover	BEL	Porsche 911 GT3	250.5	Qualifying

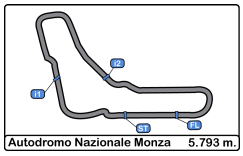

Autodromo Nazionale Monza

Porsche Carrera Cup France

Race - 1

Lap Chart

PORSCHE CARRERA CUP FRANCE

LAP

Nr	Pos	Grid	1	2	3	4	5	6	7	8	9	10	11	12	13	14
98	**1**	98	98	98	98	98	98	98	98	98	98	98	98	98	98	98
99	**2**	99	99	99	99	99	99	99	22	22	22	22	22	22	22	22
22	**3**	22	22	22	22	22	22	22	99	99	99	99	99	99	99	99
5	**4**	5	76	76	76	76	76	1	1	1	1	1	1	1	1	1
1	**5**	1	5	1	1	1	1	76	76	76	76	76	76	76	76	76
76	**6**	76	1	5	5	5	5	5	5	5	5	27	27	27	27	29
29	**7**	29	77	77	77	77	77	27	27	27	27	29	29	29	29	27
27	**8**	27	27	27	27	27	27	77	77	77	29	77	77	77	77	77
2	**9**	2	2	2	2	2	2	2	29	29	77	2	2	2	2	2
77	**10**	77	7	7	7	29	29	29	2	2	2	89	89	89	89	89
7	**11**	7	74	74	29	74	74	74	74	74	89	74	74	74	74	74
91	**12**	91	53	53	74	89	89	89	89	89	74	7	7	7	7	7
74	**13**	74	29	29	89	911	911	911	911	7	7	911	911	911	911	911
53	**14**	53	89	89	911	91	91	38	38	911	911	38	38	38	38	38
89	**15**	89	91	911	91	38	38	59	59	38	38	59	59	59	59	59
38	**16**	38	911	91	38	59	59	91	7	59	59	56	56	56	56	91
59	**17**	59	59	38	59	56	56	7	91	56	56	91	91	91	91	73
73	**18**	73	38	59	56	73	73	56	56	91	91	73	73	73	73	12
911	**19**	911	73	73	73	7	7	73	73	73	73	12	12	12	12	56
56	**20**	56	56	56	49	66	66	24	24	24	12	24	24	24	24	24
49	**21**	49	49	49	66	24	24	66	12	12	24	66	66	66	66	66
24	**22**	24	66	66	24	8	8	8	66	49	49	8	8	8	8	8
80	**23**	80	8	8	8	78	78	12	49	66	66	80	80	80	80	80
8	**24**	8	24	24	78	12	12	49	8	8	8	78	78	78	78	78
78	**25**	78	78	78	12	49	49	78	78	78	80	49				
12	**26**	12	12	12	80	80	80	80	80	80	78					
66	**27**	66	80	80												

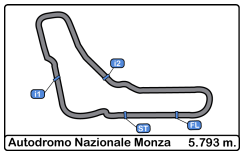

Autodromo Nazionale Monza

Porsche Carrera Cup France

Race - 1

Graphic Lap Chart

PORSCHE CARRERA CUP FRANCE

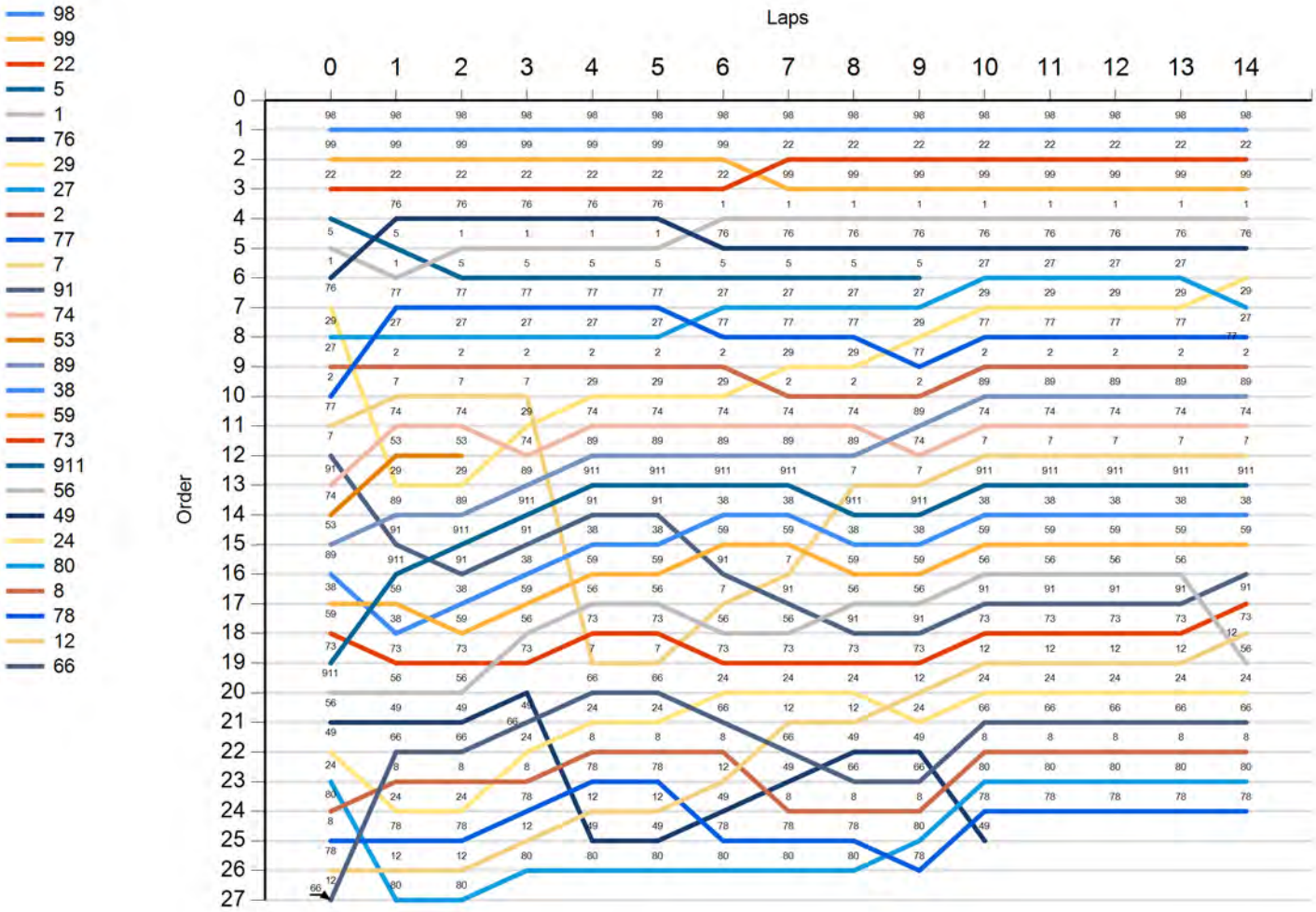

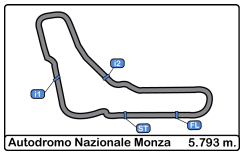

Autodromo Nazionale Monza
Porsche Carrera Cup France
Race - 1
Pit Stop Analysis

Ord.	Nr.	In Day Time	Driver	Nat	Cat	Team	Nat	Vehicle	In Time	Stop Nº	Pit Time	Handicap	Dif.
1	49	17:40:46.089	Karim Ajlani	CHE	Am	ABM	FRA	Porsche 911 GT3 Cup	6:09.101	1	25.656		
2	80	17:41:12.665	Johannes Zelger	ITA	Am	Tsunami RT	ITA	Porsche 911 GT3 Cup	6:35.677	1	25.855		

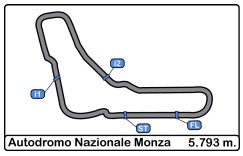

Autodromo Nazionale Monza
Porsche Carrera Cup France
Race - 1
Weather Report

PORSCHE CARRERA CUP FRANCE

Air Temperature

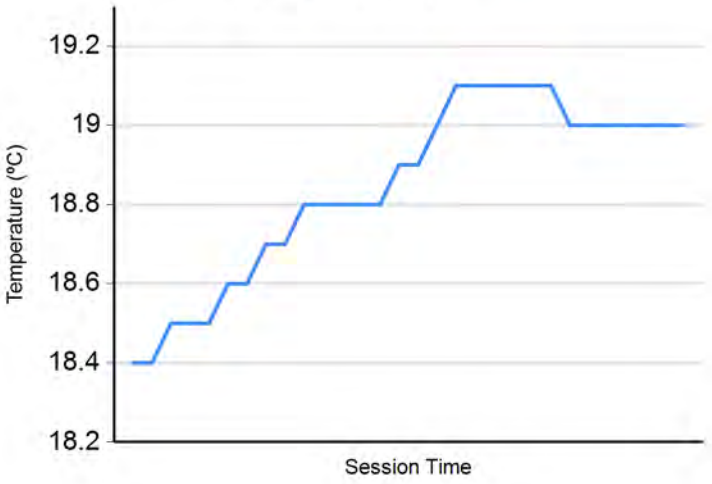

Track Temperature

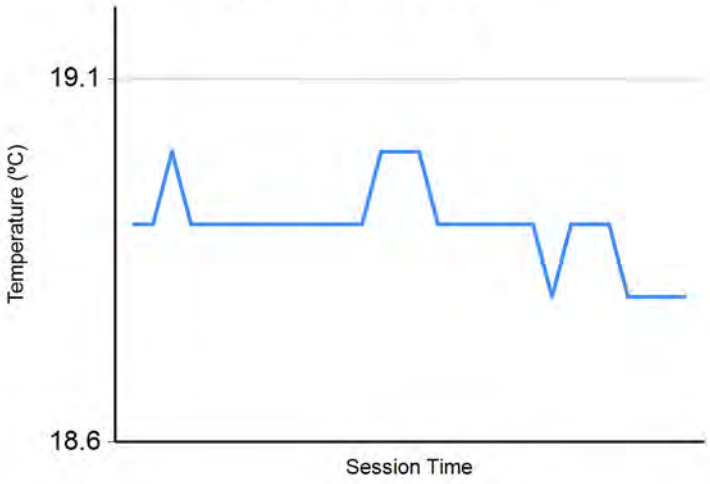

Humidity

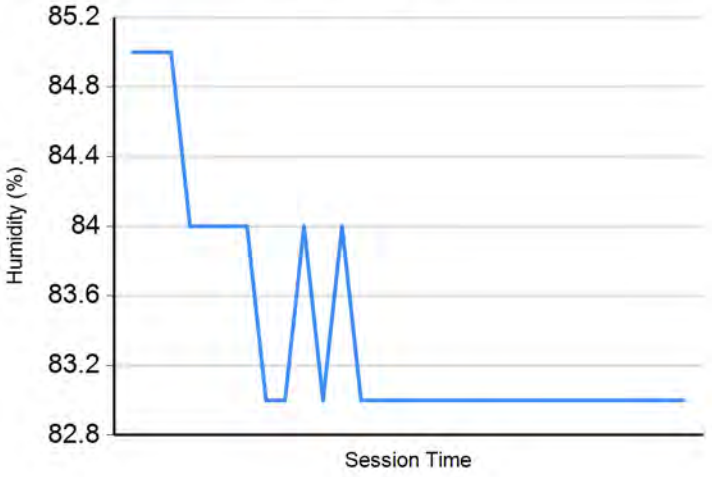

Pressure

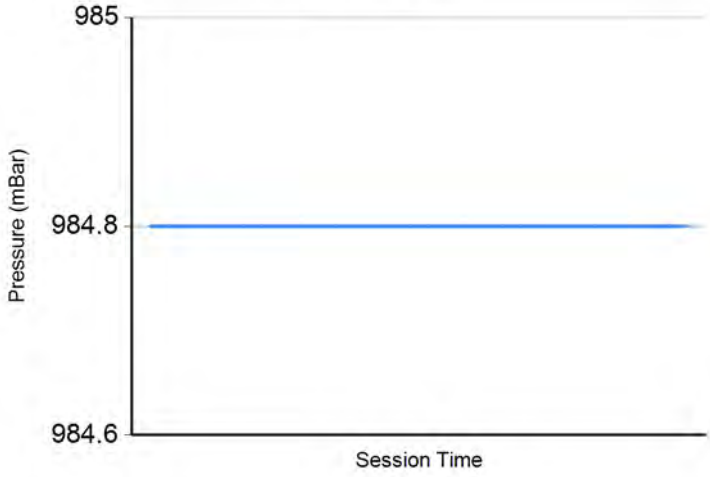

Wind Speed

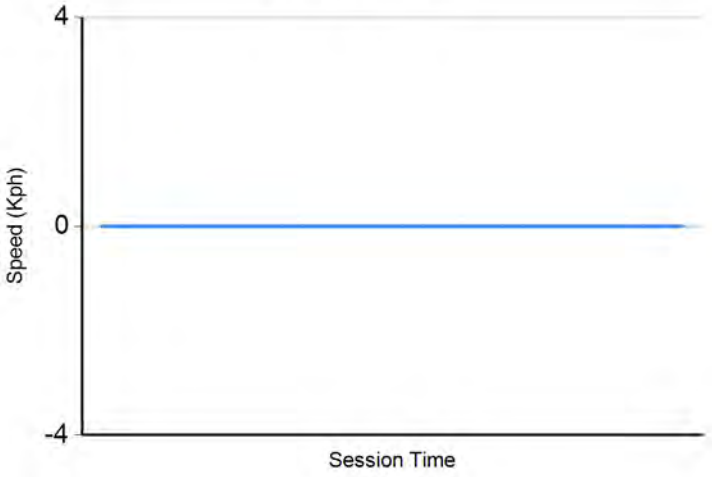

Wind direction

North = 0º/360º Est = 90º South = 180º West= 270º

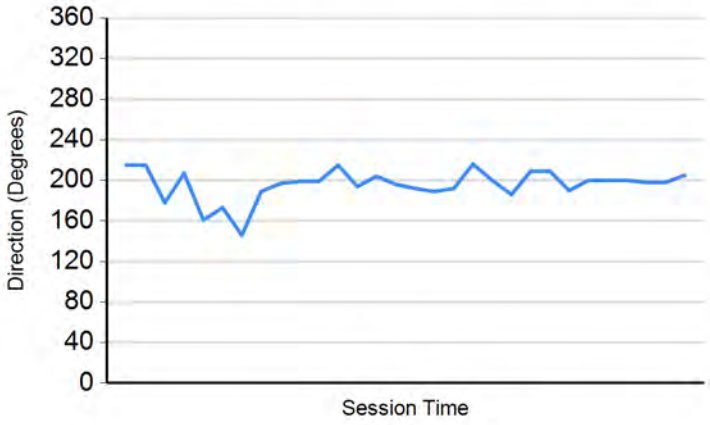

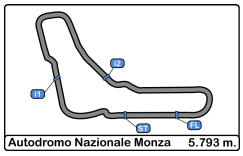

Autodromo Nazionale Monza
Porsche Carrera Cup France
Race - 1
Final Results

Clas	Nº	Driver	Nat	Cat	Clas	Team	Nat	Vehicle	Laps	Total Time	Gap	Interval	Km/h	Best	Time	Km/h
1	98	Dorian Boccolacci	FRA	Pro	1	Forestier Racing CLRT	FRA	Porsche 911 GT3	14	**30:38.940**			158.7	9	1:50.913	188.0
2	22	Alessandro Ghiretti	FRA	Pro	2	Martinet by Alméras	FRA	Porsche 911 GT3	14	**30:40.185**	1.245	1.245	158.6	9	1:51.354	187.2
3	99	Benjamin Paque	BEL	Pro	3	Forestier Racing CLRT	FRA	Porsche 911 GT3	14	**30:40.441**	1.501	0.256	158.6	10	1:51.355	187.2
4	1	Marvin Klein	FRA	Pro	4	TFT Racing	FRA	Porsche 911 GT3	14	**30:41.878**	2.938	1.437	158.5	9	1:51.462	187.1
5	29	Louis Rousset	FRA	Pro	5	Forestier Racing CLRT	FRA	Porsche 911 GT3	14	**30:43.581**	4.641	1.703	158.3	10	1:51.799	186.5
6	27	Marlon Hernandez	FRA	Pro	6	ABM	FRA	Porsche 911 GT3	14	**30:44.182**	5.242	0.601	158.3	10	1:52.319	185.6
7	77	Jérémy Sarhy	FRA	Pro	7	Racing Technology	FRA	Porsche 911 GT3	14	**30:44.924**	5.984	0.742	158.2	8	1:52.845	184.8
8	2	Marc Guillot	FRA	Pro-Am	1	HERRERO Racing	FRA	Porsche 911 GT3	14	**30:45.537**	6.597	0.613	158.2	10	1:52.844	184.8
9	89	Bashar Mardini	CAN	Pro-Am	2	Tsunami RT	ITA	Porsche 911 GT3	14	**30:45.909**	6.969	0.372	158.1	10	1:52.857	184.7
10	74	Victor Blugeon	FRA	Pro	8	ABM	FRA	Porsche 911 GT3	14	**30:46.101**	7.161	0.192	158.1	10	1:53.112	184.3
11	7	Jérôme Boullery	FRA	Pro-Am	3	Racing Technology	FRA	Porsche 911 GT3	14	**30:46.352**	7.412	0.251	158.1	8	1:52.599	185.2
12	76 *	Louis Perrot	FRA	Pro	9	IMSA LS Group Performance	FRA	Porsche 911 GT3	14	**30:47.778**	8.838	1.426	158.0	8	1:51.723	186.6
13	91	Alberto De Amicis	ITA	Pro-Am	4	EBI Motors	ITA	Porsche 911 GT3	14	**30:51.875**	12.935	4.097	157.6	9	1:53.693	183.4
14	73	Sébastien Poisson	FRA	Am	1	ABM	FRA	Porsche 911 GT3	14	**30:52.397**	13.457	0.522	157.6	10	1:54.628	181.9
15	12	Ludovic Loeul	FRA	Am	2	Porsche Lorient Racing	FRA	Porsche 911 GT3	14	**30:52.519**	13.579	0.122	157.6	10	1:53.631	183.5
16	911 *	Christophe Lapierre	FRA	Pro-Am	5	Martinet by Alméras	FRA	Porsche 911 GT3	14	**30:52.567**	13.627	0.048	157.6	10	1:52.840	184.8
17	56	Frédéric Ancel	FRA	Pro-Am	6	Porsche Lorient Racing	FRA	Porsche 911 GT3	14	**30:52.746**	13.806	0.179	157.5	8	1:53.826	183.2
18	38 *	Sébastien Dussolliet	FRA	Pro-Am	7	ABM	FRA	Porsche 911 GT3	14	**30:53.038**	14.098	0.292	157.5	10	1:53.451	183.8
19	24	Alexandre Leroy	BEL	Am	3	TFT Racing	FRA	Porsche 911 GT3	14	**30:54.498**	15.558	1.460	157.4	10	1:56.387	179.1
20	59 *	Maxence Maurice	FRA	Pro-Am	8	IMSA LS Group Performance	FRA	Porsche 911 GT3	14	**30:54.731**	15.791	0.233	157.4	10	1:53.792	183.2
21	66	Gilles Colombani	FRA	Am	4	Team Clairet Sport	FRA	Porsche 911 GT3	14	**30:56.811**	17.871	2.080	157.2	9	1:58.020	176.7
22	8	Christian Jaquillard	CHE	Am	5	Racing Technology	FRA	Porsche 911 GT3	14	**30:57.960**	19.020	1.149	157.1	10	1:57.830	176.9
23	80	Johannes Zelger	ITA	Am	6	Tsunami RT	ITA	Porsche 911 GT3	14	**30:58.426**	19.486	0.466	157.1	8	1:56.672	178.7
24	78	Dominique Bastien	USA	Am	7	Speedlover	BEL	Porsche 911 GT3	14	**30:58.647**	19.707	0.221	157.0	14	1:57.053	178.1
Not classified:																
	49	Karim Ajlani	CHE	Am		ABM	FRA	Porsche 911 GT3	10	**23:15.067**	4 Laps	4 Laps	149.4	9	1:54.502	182.1
	5 *	Mathys Jaubert	FRA	Pro		TFT Racing	FRA	Porsche 911 GT3	9	**18:39.133**	5 Laps	1 Lap	167.7	8	1:51.932	186.3
	53	Arthur Mathieu	FRA	Pro		Martinet by Alméras	FRA	Porsche 911 GT3	2	**3:57.992**	12 Laps	7 Laps	175.2	2	1:54.905	181.4

Fastest lap Dorian Boccolacci in 1:50.913 at 188.0 Km/h in lap 9

*** PENALTIES**

CAR49 CAR80 - DRIVE THROUGH DONE DURING THE RACE - START PROCEDURE INFRINGEMENT

CAR911 - 5SEC TIME PENALTY - ABUSING TRACK LIMITS

CAR59 - 5SEC TIME PENALTY - ABUSING TRACK LIMITS

CAR76 - 5SEC TIME PENALTY - ABUSING TRACK LIMITS

CAR5 - 5SEC TIME PENALTY - ABUSING TRACK LIMITS

CAR38 - 5SEC TIME PENALTY - STEWARDS' DECISION NUMBER 5

Published at:.....

Track Temp: **18.8 °C** Air Temp: **19.0 °C** Humidity: **83 %** Track Status: **WET**

Stewards:

Timekeeper:

Luis García

JOB-1605-ESP/M

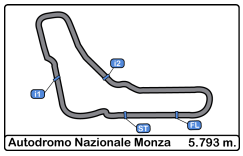

Autodromo Nazionale Monza
Porsche Carrera Cup France
Race - 2
Starting Grid

PORSCHE CARRERA CUP FRANCE

26	**12**	Ludovic Loeul	2:04.279
24	**78**	Dominique Bastien	1:55.624
22	**49**	Karim Ajlani	1:54.028
20	**24**	Alexandre Leroy	1:52.941
18	**73**	Sébastien Poisson	1:52.009
16	**38**	Sébastien Dussolliet	1:51.404
14	**2**	Marc Guillot	1:51.187
12	**7**	Jérôme Boullery	1:50.958
10	**53**	Arthur Mathieu	1:50.919
8	**27**	Marlon Hernandez	1:50.682
6	**29**	Louis Rousset	1:50.348
4	**22**	Alessandro Ghiretti	1:50.076
2	**99**	Benjamin Paque	1:49.537

.14.	1:51.882	Christophe Lapierre	**911**	27
.13.	1:57.017	Gilles Colombani	**66**	25
.12.	1:54.549	Christian Jaquillard	**8**	23
.11.	1:53.223	Johannes Zelger	**80**	21
.10.	1:52.768	Frédéric Ancel	**56**	19
.9.	1:51.832	Maxence Maurice	**59**	17
.8.	1:51.267	Bashar Mardini	**89**	15
.7.	1:50.979	Victor Blugeon	**74**	13
.6.	1:50.933	Alberto De Amicis	**91**	11
.5.	1:50.775	Jérémy Sarhy	**77**	9
.4.	1:50.416	Mathys Jaubert	**5**	7
.3.	1:50.159	Louis Perrot	**76**	5
.2.	1:50.023	Marvin Klein	**1**	3
.1.	1:49.173	Dorian Boccolacci	**98**	1

Pole

*** PENALTIES**

CAR 911 START RACE FROM THE PIT LANE - STEWARDS' DECISION NUMBER 6

Published at:.....

Stewards:

Timekeeper: Luis García

JOB-1605-ESP/M

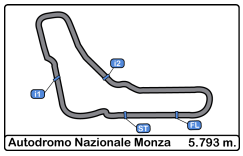

Autodromo Nazionale Monza
Porsche Carrera Cup France
Race - 2
Provisional Results

Clas	Nº	Driver	Nat	Cat	Clas	Team	Nat	Vehicle	Laps	Total Time	Gap	Interval	Km/h	Best	Time	Km/h
1	98	Dorian Boccolacci	FRA	Pro	1	Forestier Racing CLRT	FRA	Porsche 911 GT3	14	**31:08.297**			156.2	9	1:49.732	190.0
2	22	Alessandro Ghiretti	FRA	Pro	2	Martinet by Alméras	FRA	Porsche 911 GT3	14	**31:08.626**	0.329	0.329	156.2	9	1:50.236	189.1
3	76	Louis Perrot	FRA	Pro	3	IMSA LS Group Performance	FRA	Porsche 911 GT3	14	**31:09.201**	0.904	0.575	156.1	12	1:50.147	189.3
4	5	Mathys Jaubert	FRA	Pro	4	TFT Racing	FRA	Porsche 911 GT3	14	**31:09.882**	1.585	0.681	156.1	12	1:50.819	188.1
5	1	Marvin Klein	FRA	Pro	5	TFT Racing	FRA	Porsche 911 GT3	14	**31:10.128**	1.831	0.246	156.1	9	1:50.178	189.2
6	27	Marlon Hernandez	FRA	Pro	6	ABM	FRA	Porsche 911 GT3	14	**31:10.329**	2.032	0.201	156.1	11	1:50.641	188.4
7	77	Jérémy Sarhy	FRA	Pro	7	Racing Technology	FRA	Porsche 911 GT3	14	**31:10.841**	2.544	0.512	156.0	10	1:50.720	188.3
8	53	Arthur Mathieu	FRA	Pro	8	Martinet by Alméras	FRA	Porsche 911 GT3	14	**31:11.446**	3.149	0.605	156.0	11	1:51.228	187.4
9	7	Jérôme Boullery	FRA	Pro-Am	1	Racing Technology	FRA	Porsche 911 GT3	14	**31:11.884**	3.587	0.438	155.9	11	1:51.284	187.4
10	2	Marc Guillot	FRA	Pro-Am	2	HERRERO Racing	FRA	Porsche 911 GT3	14	**31:12.035**	3.738	0.151	155.9	11	1:51.387	187.2
11	74	Victor Blugeon	FRA	Pro	9	ABM	FRA	Porsche 911 GT3	14	**31:12.303**	4.006	0.268	155.9	11	1:51.243	187.4
12	38	Sébastien Dussolliet	FRA	Pro-Am	3	ABM	FRA	Porsche 911 GT3	14	**31:12.907**	4.610	0.604	155.8	12	1:51.534	186.9
13	91	Alberto De Amicis	ITA	Pro-Am	4	EBI Motors	ITA	Porsche 911 GT3	14	**31:13.203**	4.906	0.296	155.8	11	1:51.601	186.8
14	59	Maxence Maurice	FRA	Pro-Am	5	IMSA LS Group Performance	FRA	Porsche 911 GT3	14	**31:14.378**	6.081	1.175	155.7	11	1:51.697	186.7
15	99 *	Benjamin Paque	BEL	Pro	10	Forestier Racing CLRT	FRA	Porsche 911 GT3	14	**31:14.471**	6.174	0.093	155.7	10	1:50.348	188.9
16	73	Sébastien Poisson	FRA	Am	1	ABM	FRA	Porsche 911 GT3	14	**31:14.968**	6.671	0.497	155.7	12	1:52.699	185.0
17	12	Ludovic Loeul	FRA	Am	2	Porsche Lorient Racing	FRA	Porsche 911 GT3	14	**31:16.518**	8.221	1.550	155.5	10	1:52.421	185.5
18	911	Christophe Lapierre	FRA	Pro-Am	6	Martinet by Alméras	FRA	Porsche 911 GT3	14	**31:17.828**	9.531	1.310	155.4	8	1:52.344	185.6
19	80	Johannes Zelger	ITA	Am	3	Tsunami RT	ITA	Porsche 911 GT3	14	**31:21.180**	12.883	3.352	155.2	12	1:53.126	184.3
20	89	Bashar Mardini	CAN	Pro-Am	7	Tsunami RT	ITA	Porsche 911 GT3	14	**31:24.339**	16.042	3.159	154.9	8	1:52.079	186.0
21	24	Alexandre Leroy	BEL	Am	4	TFT Racing	FRA	Porsche 911 GT3	14	**31:24.578**	16.281	0.239	154.9	11	1:52.794	184.8
22	29	Louis Rousset	FRA	Pro	11	Forestier Racing CLRT	FRA	Porsche 911 GT3	14	**31:24.935**	16.638	0.357	154.8	12	1:50.677	188.4
23	8	Christian Jaquillard	CHE	Am	5	Racing Technology	FRA	Porsche 911 GT3	14	**31:25.421**	17.124	0.486	154.8	10	1:53.409	183.8
24	78	Dominique Bastien	USA	Am	6	Speedlover	BEL	Porsche 911 GT3	14	**31:25.501**	17.204	0.080	154.8	6	1:55.441	180.6

Not classified:

	66	Gilles Colombani	FRA	Am		Team Clairet Sport	FRA	Porsche 911 GT3	11	**24:21.998**	3 Laps	3 Laps	156.9	6	1:53.856	183.1
	56	Frédéric Ancel	FRA	Pro-Am		Porsche Lorient Racing	FRA	Porsche 911 GT3								
	49	Karim Ajlani	CHE	Am		ABM	FRA	Porsche 911 GT3								

Fastest lap Dorian Boccolacci in 1:49.732 at 190.0 Km/h in lap 9

*** PENALTIES**

CAR99 - 5SEC TIME PENALTY - ABUSING TRACK LIMITS

Published at:.....

Track Temp: **29.2 °C** Air Temp: **22.2 °C** Humidity: **51 %** Track Status: **DRY**

Race Director:

Timekeeper:

Luis García

JOB-1605-ESP/M

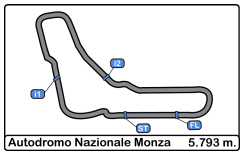

Autodromo Nazionale Monza
Porsche Carrera Cup France
Race - 2
Provisional Results by Category

PORSCHE CARRERA CUP FRANCE

Pro

Clas	Nº	Driver	Nat	Cat	Clas	Team	Nat	Vehicle	Laps	Total Time	Gap	Interval	Km/h	Best	Time	Km/h
1	98	Dorian Boccolacci	FRA	Pro	1	Forestier Racing CLRT	FRA	Porsche 911 GT3	14	**31:08.297**			156.2	9	1:49.732	190.0
2	22	Alessandro Ghiretti	FRA	Pro	2	Martinet by Alméras	FRA	Porsche 911 GT3	14	**31:08.626**	0.329	0.329	156.2	9	1:50.236	189.1
3	76	Louis Perrot	FRA	Pro	3	IMSA LS Group Performance	FRA	Porsche 911 GT3	14	**31:09.201**	0.904	0.575	156.1	12	1:50.147	189.3
4	5	Mathys Jaubert	FRA	Pro	4	TFT Racing	FRA	Porsche 911 GT3	14	**31:09.882**	1.585	0.681	156.1	12	1:50.819	188.1
5	1	Marvin Klein	FRA	Pro	5	TFT Racing	FRA	Porsche 911 GT3	14	**31:10.128**	1.831	0.246	156.1	9	1:50.178	189.2
6	27	Marlon Hernandez	FRA	Pro	6	ABM	FRA	Porsche 911 GT3	14	**31:10.329**	2.032	0.201	156.1	11	1:50.641	188.4
7	77	Jérémy Sarhy	FRA	Pro	7	Racing Technology	FRA	Porsche 911 GT3	14	**31:10.841**	2.544	0.512	156.0	10	1:50.720	188.3
8	53	Arthur Mathieu	FRA	Pro	8	Martinet by Alméras	FRA	Porsche 911 GT3	14	**31:11.446**	3.149	0.605	156.0	11	1:51.228	187.4
9	74	Victor Blugeon	FRA	Pro	9	ABM	FRA	Porsche 911 GT3	14	**31:12.303**	4.006	0.857	155.9	11	1:51.243	187.4
10	99 *	Benjamin Paque	BEL	Pro	10	Forestier Racing CLRT	FRA	Porsche 911 GT3	14	**31:14.471**	6.174	2.168	155.7	10	1:50.348	188.9
11	29	Louis Rousset	FRA	Pro	11	Forestier Racing CLRT	FRA	Porsche 911 GT3	14	**31:24.935**	16.638	10.464	154.8	12	1:50.677	188.4

Pro-Am

Clas	Nº	Driver	Nat	Cat	Clas	Team	Nat	Vehicle	Laps	Total Time	Gap	Interval	Km/h	Best	Time	Km/h
1	7	Jérôme Boullery	FRA	Pro-	1	Racing Technology	FRA	Porsche 911 GT3	14	**31:11.884**			155.9	11	1:51.284	187.4
2	2	Marc Guillot	FRA	Pro-	2	HERRERO Racing	FRA	Porsche 911 GT3	14	**31:12.035**	0.151	0.151	155.9	11	1:51.387	187.2
3	38	Sébastien Dussolliet	FRA	Pro-	3	ABM	FRA	Porsche 911 GT3	14	**31:12.907**	1.023	0.872	155.8	12	1:51.534	186.9
4	91	Alberto De Amicis	ITA	Pro-	4	EBI Motors	ITA	Porsche 911 GT3	14	**31:13.203**	1.319	0.296	155.8	11	1:51.601	186.8
5	59	Maxence Maurice	FRA	Pro-	5	IMSA LS Group Performance	FRA	Porsche 911 GT3	14	**31:14.378**	2.494	1.175	155.7	11	1:51.697	186.7
6	911	Christophe Lapierre	FRA	Pro-	6	Martinet by Alméras	FRA	Porsche 911 GT3	14	**31:17.828**	5.944	3.450	155.4	8	1:52.344	185.6
7	89	Bashar Mardini	CAN	Pro-	7	Tsunami RT	ITA	Porsche 911 GT3	14	**31:24.339**	12.455	6.511	154.9	8	1:52.079	186.0

Not classified:

	56	Frédéric Ancel	FRA	Pro-	8	Porsche Lorient Racing	FRA	Porsche 911 GT3								

Am

Clas	Nº	Driver	Nat	Cat	Clas	Team	Nat	Vehicle	Laps	Total Time	Gap	Interval	Km/h	Best	Time	Km/h
1	73	Sébastien Poisson	FRA	Am	1	ABM	FRA	Porsche 911 GT3	14	**31:14.968**			155.7	12	1:52.699	185.0
2	12	Ludovic Loeul	FRA	Am	2	Porsche Lorient Racing	FRA	Porsche 911 GT3	14	**31:16.518**	1.550	1.550	155.5	10	1:52.421	185.5
3	80	Johannes Zelger	ITA	Am	3	Tsunami RT	ITA	Porsche 911 GT3	14	**31:21.180**	6.212	4.662	155.2	12	1:53.126	184.3
4	24	Alexandre Leroy	BEL	Am	4	TFT Racing	FRA	Porsche 911 GT3	14	**31:24.578**	9.610	3.398	154.9	11	1:52.794	184.8
5	8	Christian Jaquillard	CHE	Am	5	Racing Technology	FRA	Porsche 911 GT3	14	**31:25.421**	10.453	0.843	154.8	10	1:53.409	183.8
6	78	Dominique Bastien	USA	Am	6	Speedlover	BEL	Porsche 911 GT3	14	**31:25.501**	10.533	0.080	154.8	6	1:55.441	180.6

Not classified:

	66	Gilles Colombani	FRA	Am	7	Team Clairet Sport	FRA	Porsche 911 GT3	11	**24:21.998**	3 Laps	3 Laps	156.9	6	1:53.856	183.1
	49	Karim Ajlani	CHE	Am	8	ABM	FRA	Porsche 911 GT3								

Fastest lap Dorian Boccolacci in 1:49.732 at 190.0 Km/h in lap 9

*** PENALTIES**

CAR99 - 5SEC TIME PENALTY - ABUSING TRACK LIMITS

Published at:.....

Track Temp: **29.2 °C** Air Temp: **22.2 °C** Humidity: **51 %** Track Status: **DRY**

Race Director:

Timekeeper:

Luis García

JOB-1605-ESP/M

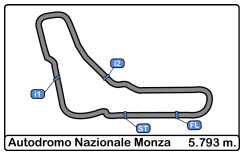

Autodromo Nazionale Monza
Porsche Carrera Cup France
Race - 2
Provisional Results by Class

PORSCHE CARRERA CUP FRANCE

Clas	Nº	Driver	Nat	Cat	Clas	Team	Nat	Vehicle	Laps	Total Time	Gap	Interval	Km/h	Best	Time	Km/h
1	98	Dorian Boccolacci	FRA	Pro	1	Forestier Racing CLRT	FRA	Porsche 911 GT3	14	31:08.297			156.2	9	1:49.732	190.0
2	22	Alessandro Ghiretti	FRA	Pro	2	Martinet by Alméras	FRA	Porsche 911 GT3	14	31:08.626	0.329	0.329	156.2	9	1:50.236	189.1
3	76	Louis Perrot	FRA	Pro	3	IMSA LS Group Performance	FRA	Porsche 911 GT3	14	31:09.201	0.904	0.575	156.1	12	1:50.147	189.3
4	1	Marvin Klein	FRA	Pro	5	TFT Racing	FRA	Porsche 911 GT3	14	31:10.128	1.831	0.927	156.1	9	1:50.178	189.2
5	77	Jérémy Sarhy	FRA	Pro	7	Racing Technology	FRA	Porsche 911 GT3	14	31:10.841	2.544	0.713	156.0	10	1:50.720	188.3
6	53	Arthur Mathieu	FRA	Pro	8	Martinet by Alméras	FRA	Porsche 911 GT3	14	31:11.446	3.149	0.605	156.0	11	1:51.228	187.4
7	7	Jérôme Boullery	FRA	Pro-	1	Racing Technology	FRA	Porsche 911 GT3	14	31:11.884	3.587	0.438	155.9	11	1:51.284	187.4
8	2	Marc Guillot	FRA	Pro-	2	HERRERO Racing	FRA	Porsche 911 GT3	14	31:12.035	3.738	0.151	155.9	11	1:51.387	187.2
9	74	Victor Blugeon	FRA	Pro	9	ABM	FRA	Porsche 911 GT3	14	31:12.303	4.006	0.268	155.9	11	1:51.243	187.4
10	38	Sébastien Dussolliet	FRA	Pro-	3	ABM	FRA	Porsche 911 GT3	14	31:12.907	4.610	0.604	155.8	12	1:51.534	186.9
11	91	Alberto De Amicis	ITA	Pro-	4	EBI Motors	ITA	Porsche 911 GT3	14	31:13.203	4.906	0.296	155.8	11	1:51.601	186.8
12	59	Maxence Maurice	FRA	Pro-	5	IMSA LS Group Performance	FRA	Porsche 911 GT3	14	31:14.378	6.081	1.175	155.7	11	1:51.697	186.7
13	73	Sébastien Poisson	FRA	Am	1	ABM	FRA	Porsche 911 GT3	14	31:14.968	6.671	0.590	155.7	12	1:52.699	185.0
14	12	Ludovic Loeul	FRA	Am	2	Porsche Lorient Racing	FRA	Porsche 911 GT3	14	31:16.518	8.221	1.550	155.5	10	1:52.421	185.5
15	911	Christophe Lapierre	FRA	Pro-	6	Martinet by Alméras	FRA	Porsche 911 GT3	14	31:17.828	9.531	1.310	155.4	8	1:52.344	185.6
16	80	Johannes Zelger	ITA	Am	3	Tsunami RT	ITA	Porsche 911 GT3	14	31:21.180	12.883	3.352	155.2	12	1:53.126	184.3
17	89	Bashar Mardini	CAN	Pro-	7	Tsunami RT	ITA	Porsche 911 GT3	14	31:24.339	16.042	3.159	154.9	8	1:52.079	186.0
18	24	Alexandre Leroy	BEL	Am	4	TFT Racing	FRA	Porsche 911 GT3	14	31:24.578	16.281	0.239	154.9	11	1:52.794	184.8
19	8	Christian Jaquillard	CHE	Am	5	Racing Technology	FRA	Porsche 911 GT3	14	31:25.421	17.124	0.843	154.8	10	1:53.409	183.8
20	78	Dominique Bastien	USA	Am	6	Speedlover	BEL	Porsche 911 GT3	14	31:25.501	17.204	0.080	154.8	6	1:55.441	180.6

Not classified:

	66	Gilles Colombani	FRA	Am	7	Team Clairet Sport	FRA	Porsche 911 GT3	11	24:21.998	3 Laps	3 Laps	156.9	6	1:53.856	183.1
	56	Frédéric Ancel	FRA	Pro-	8	Porsche Lorient Racing	FRA	Porsche 911 GT3								
	49	Karim Ajlani	CHE	Am	8	ABM	FRA	Porsche 911 GT3								

Rookie

Clas	Nº	Driver	Nat	Cat	Clas	Team	Nat	Vehicle	Laps	Total Time	Gap	Interval	Km/h	Best	Time	Km/h
1	5	Mathys Jaubert	FRA	Pro	4	TFT Racing	FRA	Porsche 911 GT3	14	31:09.882			156.1	12	1:50.819	188.1
2	27	Marlon Hernandez	FRA	Pro	6	ABM	FRA	Porsche 911 GT3	14	31:10.329	0.447	0.447	156.1	11	1:50.641	188.4
3	99 *	Benjamin Paque	BEL	Pro	10	Forestier Racing CLRT	FRA	Porsche 911 GT3	14	31:14.471	4.589	4.142	155.7	10	1:50.348	188.9
4	29	Louis Rousset	FRA	Pro	11	Forestier Racing CLRT	FRA	Porsche 911 GT3	14	31:24.935	15.053	10.464	154.8	12	1:50.677	188.4

Fastest lap Dorian Boccolacci in 1:49.732 at 190.0 Km/h in lap 9

*** PENALTIES**

CAR99 - 5SEC TIME PENALTY - ABUSING TRACK LIMITS

Published at:.....

Track Temp: **29.2 °C** Air Temp: **22.2 °C** Humidity: **51 %** Track Status: **DRY**

Race Director:

Timekeeper:

Luis García

JOB-1605-ESP/M

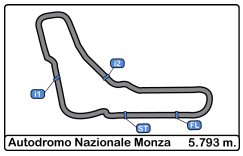

Autodromo Nazionale Monza
Porsche Carrera Cup France
Race - 2
Provisional Classification by Driver Fastest Lap

Clas	Nº	Driver	Nat	Cat	Clas	Team	Nat	Vehicle	Laps	Best	Time	Gap	Interval	Km/h
1	98	Dorian Boccolacci	FRA	Pro	1	Forestier Racing CLRT	FRA	Porsche 911 GT3	14	9	1:49.732			190.0
2	76	Louis Perrot	FRA	Pro	2	IMSA LS Group Performance	FRA	Porsche 911 GT3	14	12	1:50.147	0.415	0.415	189.3
3	1	Marvin Klein	FRA	Pro	3	TFT Racing	FRA	Porsche 911 GT3	14	9	1:50.178	0.446	0.031	189.2
4	22	Alessandro Ghiretti	FRA	Pro	4	Martinet by Alméras	FRA	Porsche 911 GT3	14	9	1:50.236	0.504	0.058	189.1
5	99	Benjamin Paque	BEL	Pro	5	Forestier Racing CLRT	FRA	Porsche 911 GT3	14	10	1:50.348	0.616	0.112	188.9
6	27	Marlon Hernandez	FRA	Pro	6	ABM	FRA	Porsche 911 GT3	14	11	1:50.641	0.909	0.293	188.4
7	29	Louis Rousset	FRA	Pro	7	Forestier Racing CLRT	FRA	Porsche 911 GT3	14	12	1:50.677	0.945	0.036	188.4
8	77	Jérémy Sarhy	FRA	Pro	8	Racing Technology	FRA	Porsche 911 GT3	14	10	1:50.720	0.988	0.043	188.3
9	5	Mathys Jaubert	FRA	Pro	9	TFT Racing	FRA	Porsche 911 GT3	14	12	1:50.819	1.087	0.099	188.1
10	53	Arthur Mathieu	FRA	Pro	10	Martinet by Alméras	FRA	Porsche 911 GT3	14	11	1:51.228	1.496	0.409	187.4
11	74	Victor Blugeon	FRA	Pro	11	ABM	FRA	Porsche 911 GT3	14	11	1:51.243	1.511	0.015	187.4
12	7	Jérôme Boullery	FRA	Pro-Am	1	Racing Technology	FRA	Porsche 911 GT3	14	11	1:51.284	1.552	0.041	187.4
13	2	Marc Guillot	FRA	Pro-Am	2	HERRERO Racing	FRA	Porsche 911 GT3	14	11	1:51.387	1.655	0.103	187.2
14	38	Sébastien Dussolliet	FRA	Pro-Am	3	ABM	FRA	Porsche 911 GT3	14	12	1:51.534	1.802	0.147	186.9
15	91	Alberto De Amicis	ITA	Pro-Am	4	EBI Motors	ITA	Porsche 911 GT3	14	11	1:51.601	1.869	0.067	186.8
16	59	Maxence Maurice	FRA	Pro-Am	5	IMSA LS Group Performance	FRA	Porsche 911 GT3	14	11	1:51.697	1.965	0.096	186.7
17	89	Bashar Mardini	CAN	Pro-Am	6	Tsunami RT	ITA	Porsche 911 GT3	14	8	1:52.079	2.347	0.382	186.0
18	911	Christophe Lapierre	FRA	Pro-Am	7	Martinet by Alméras	FRA	Porsche 911 GT3	14	8	1:52.344	2.612	0.265	185.6
19	12	Ludovic Loeul	FRA	Am	1	Porsche Lorient Racing	FRA	Porsche 911 GT3	14	10	1:52.421	2.689	0.077	185.5
20	73	Sébastien Poisson	FRA	Am	2	ABM	FRA	Porsche 911 GT3	14	12	1:52.699	2.967	0.278	185.0
21	24	Alexandre Leroy	BEL	Am	3	TFT Racing	FRA	Porsche 911 GT3	14	11	1:52.794	3.062	0.095	184.8
22	80	Johannes Zelger	ITA	Am	4	Tsunami RT	ITA	Porsche 911 GT3	14	12	1:53.126	3.394	0.332	184.3
23	8	Christian Jaquillard	CHE	Am	5	Racing Technology	FRA	Porsche 911 GT3	14	10	1:53.409	3.677	0.283	183.8
24	66	Gilles Colombani	FRA	Am	6	Team Clairet Sport	FRA	Porsche 911 GT3	11	6	1:53.856	4.124	0.447	183.1
25	78	Dominique Bastien	USA	Am	7	Speedlover	BEL	Porsche 911 GT3	14	6	1:55.441	5.709	1.585	180.6

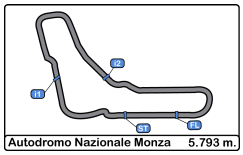

Autodromo Nazionale Monza
Porsche Carrera Cup France
Race - 2
Distance and Speed Average

Clas	Nº	Driver	Nat	Cat	Clas	Team	Nat	Vehicle	Laps	Distance	Total Time	Km/h
1	**98**	Dorian Boccolacci	FRA	Pro	1	Forestier Racing CLRT	FRA	Porsche 911 GT3	14	**81.10**	**31:08.297**	156.2
2	**22**	Alessandro Ghiretti	FRA	Pro	2	Martinet by Alméras	FRA	Porsche 911 GT3	14	**81.10**	**31:08.626**	156.2
3	**76**	Louis Perrot	FRA	Pro	3	IMSA LS Group Performance	FRA	Porsche 911 GT3	14	**81.10**	**31:09.201**	156.1
4	**5**	Mathys Jaubert	FRA	Pro	4	TFT Racing	FRA	Porsche 911 GT3	14	**81.10**	**31:09.882**	156.1
5	**1**	Marvin Klein	FRA	Pro	5	TFT Racing	FRA	Porsche 911 GT3	14	**81.10**	**31:10.128**	156.1
6	**27**	Marlon Hernandez	FRA	Pro	6	ABM	FRA	Porsche 911 GT3	14	**81.10**	**31:10.329**	156.1
7	**77**	Jérémy Sarhy	FRA	Pro	7	Racing Technology	FRA	Porsche 911 GT3	14	**81.10**	**31:10.841**	156.0
8	**53**	Arthur Mathieu	FRA	Pro	8	Martinet by Alméras	FRA	Porsche 911 GT3	14	**81.10**	**31:11.446**	156.0
9	**7**	Jérôme Boullery	FRA	Pro-Am	1	Racing Technology	FRA	Porsche 911 GT3	14	**81.10**	**31:11.884**	155.9
10	**2**	Marc Guillot	FRA	Pro-Am	2	HERRERO Racing	FRA	Porsche 911 GT3	14	**81.10**	**31:12.035**	155.9
11	**74**	Victor Blugeon	FRA	Pro	9	ABM	FRA	Porsche 911 GT3	14	**81.10**	**31:12.303**	155.9
12	**38**	Sébastien Dussolliet	FRA	Pro-Am	3	ABM	FRA	Porsche 911 GT3	14	**81.10**	**31:12.907**	155.8
13	**91**	Alberto De Amicis	ITA	Pro-Am	4	EBI Motors	ITA	Porsche 911 GT3	14	**81.10**	**31:13.203**	155.8
14	**59**	Maxence Maurice	FRA	Pro-Am	5	IMSA LS Group Performance	FRA	Porsche 911 GT3	14	**81.10**	**31:14.378**	155.7
15	**99**	Benjamin Paque	BEL	Pro	10	Forestier Racing CLRT	FRA	Porsche 911 GT3	14	**81.10**	**31:14.471**	155.7
16	**73**	Sébastien Poisson	FRA	Am	1	ABM	FRA	Porsche 911 GT3	14	**81.10**	**31:14.968**	155.7
17	**12**	Ludovic Loeul	FRA	Am	2	Porsche Lorient Racing	FRA	Porsche 911 GT3	14	**81.10**	**31:16.518**	155.5
18	**911**	Christophe Lapierre	FRA	Pro-Am	6	Martinet by Alméras	FRA	Porsche 911 GT3	14	**81.10**	**31:17.828**	155.4
19	**80**	Johannes Zelger	ITA	Am	3	Tsunami RT	ITA	Porsche 911 GT3	14	**81.10**	**31:21.180**	155.2
20	**89**	Bashar Mardini	CAN	Pro-Am	7	Tsunami RT	ITA	Porsche 911 GT3	14	**81.10**	**31:24.339**	154.9
21	**24**	Alexandre Leroy	BEL	Am	4	TFT Racing	FRA	Porsche 911 GT3	14	**81.10**	**31:24.578**	154.9
22	**29**	Louis Rousset	FRA	Pro	11	Forestier Racing CLRT	FRA	Porsche 911 GT3	14	**81.10**	**31:24.935**	154.8
23	**8**	Christian Jaquillard	CHE	Am	5	Racing Technology	FRA	Porsche 911 GT3	14	**81.10**	**31:25.421**	154.8
24	**78**	Dominique Bastien	USA	Am	6	Speedlover	BEL	Porsche 911 GT3	14	**81.10**	**31:25.501**	154.8
25	**66**	Gilles Colombani	FRA	Am	7	Team Clairet Sport	FRA	Porsche 911 GT3	11	**63.72**	**24:21.998**	156.9
26	**56**	Frédéric Ancel	FRA	Pro-Am	8	Porsche Lorient Racing	FRA	Porsche 911 GT3	0			
27	**49**	Karim Ajlani	CHE	Am	8	ABM	FRA	Porsche 911 GT3	0			

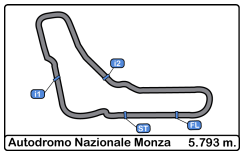

Autodromo Nazionale Monza
Porsche Carrera Cup France
Race - 2
Lap Analysis

PORSCHE CARRERA CUP FRANCE

1 Marvin Klein — Porsche 911 GT3 Cup
Pro — TFT Racing

Lap	D	Time	Sector 1	Sector 2	Sector 3	T. Spd	Elapsed
1		1:57.034	38.845	39.418	38.771	215.1	1:57.034
2		2:18.371	34.769	49.764	53.838	255.3	4:15.405
3		3:39.896	57.859	1:05.839	1:36.198	189.8	7:55.301
4		2:56.893	1:03.427	59.099	54.367	143.0	10:52.194
5		1:51.986	35.976	37.913	38.097	240.0	12:44.180
6		1:53.925	37.229	38.161	38.535	270.0	14:38.105
7		1:50.677	34.970	37.626	38.081	261.5	16:28.782
8		1:50.580	34.854	37.550	38.176	260.8	18:19.362
9		1:50.178	34.613	37.472	38.093	255.9	20:09.540
10		1:50.325	34.959	37.389	37.977	270.0	21:59.865
11		1:50.423	34.805	37.588	38.030	264.7	23:50.288
12		1:50.614	34.636	37.638	38.340	266.6	25:40.902
13		2:06.173	34.894	38.964	52.315	264.0	27:47.075
14		3:23.053	59.027	1:14.821	1:09.205	121.4	31:10.128

7 Jérôme Boullery — Porsche 911 GT3 Cup
Pro-Am — Racing Technology

Lap	D	Time	Sector 1	Sector 2	Sector 3	T. Spd	Elapsed
1		1:57.936	39.145	39.870	38.921	222.6	1:57.936
2		2:20.747	35.483	50.583	54.681	255.9	4:18.683
3		3:40.552	58.301	1:04.415	1:37.836	197.0	7:59.235
4		2:54.269	1:02.163	59.148	52.958	95.2	10:53.504
5		1:52.985	35.472	38.933	38.580	244.3	12:46.489
6		1:51.922	35.094	38.443	38.385	250.5	14:38.411
7		1:53.093	35.802	38.654	38.637	256.5	16:31.504
8		1:51.459	34.956	38.121	38.382	250.5	18:22.963
9		1:51.360	35.003	37.935	38.422	251.1	20:14.323
10		1:51.839	35.023	38.202	38.614	244.8	22:06.162
11		1:51.284	35.005	37.987	38.292	253.5	23:57.446
12		1:51.839	35.012	38.154	38.673	243.7	25:49.285
13		2:01.043	35.008	38.292	47.743	248.2	27:50.328
14		3:21.556	57.920	1:15.721	1:07.915	120.1	31:11.884

2 Marc Guillot — Porsche 911 GT3 Cup
Pro-Am — HERRERO Racing

Lap	D	Time	Sector 1	Sector 2	Sector 3	T. Spd	Elapsed
1		1:59.123	40.006	40.035	39.082	220.4	1:59.123
2		2:22.708	35.212	52.949	54.547	255.3	4:21.831
3		3:41.316	57.736	1:04.305	1:39.275	181.2	8:03.147
4		2:50.736	1:00.471	58.610	51.655	116.7	10:53.883
5		1:53.085	35.904	38.763	38.418	252.9	12:46.968
6		1:52.034	34.901	38.614	38.519	258.3	14:39.002
7		1:53.699	35.376	39.635	38.688	255.3	16:32.701
8		1:51.750	35.067	38.118	38.565	255.9	18:24.451
9		1:51.785	35.056	38.317	38.412	252.9	20:16.236
10		1:51.759	35.024	38.233	38.502	258.3	22:07.995
11		1:51.387	34.924	38.198	38.265	262.1	23:59.382
12		1:51.400	35.087	38.039	38.274	267.9	25:50.782
13		2:00.427	34.883	38.365	47.179	265.3	27:51.209
14		3:20.826	57.266	1:16.405	1:07.155	129.6	31:12.035

8 Christian Jaquillard — Porsche 911 GT3 Cup
Am — Racing Technology

Lap	D	Time	Sector 1	Sector 2	Sector 3	T. Spd	Elapsed
1		2:06.324	44.125	41.014	41.185	190.8	2:06.324
2		2:25.849	36.902	53.390	55.557	232.7	4:32.173
3		3:39.133	56.898	1:04.012	1:38.223	115.8	8:11.306
4		2:49.649	1:01.704	57.572	50.373	125.2	11:00.955
5		1:55.721	35.973	39.428	40.320	236.3	12:56.676
6		1:55.390	36.124	39.495	39.771	246.5	14:52.066
7		1:54.473	35.473	39.333	39.667	264.7	16:46.539
8		1:53.941	35.595	38.888	39.458	240.0	18:40.480
9		1:54.492	35.670	39.225	39.597	254.1	20:34.972
10		1:53.409	35.209	39.002	39.198	264.0	22:28.381
11		1:54.058	35.859	38.938	39.261	243.2	24:22.439
12		2:08.052	35.440	39.546	53.066	243.7	26:30.491
13		2:02.344	39.122	42.095	41.127	246.5	28:32.835
14		2:52.586	36.277	1:07.545	1:08.764	231.2	31:25.421

5 Mathys Jaubert — Porsche 911 GT3 Cup
Pro — TFT Racing

Lap	D	Time	Sector 1	Sector 2	Sector 3	T. Spd	Elapsed
1		1:56.214	38.285	39.435	38.494	216.0	1:56.214
2		2:17.473	34.916	47.913	54.644	262.7	4:13.687
3		3:40.173	57.630	1:05.574	1:36.969	169.5	7:53.860
4		2:57.654	1:02.623	59.032	55.999	124.2	10:51.514
5		1:51.344	34.937	37.985	38.422	261.5	12:42.858
6		1:50.921	34.708	37.816	38.397	266.6	14:33.779
7		1:51.231	34.972	37.991	38.268	273.4	16:25.010
8		1:51.165	34.876	37.956	38.333	267.3	18:16.175
9		1:50.942	34.705	37.832	38.405	267.9	20:07.117
10		1:50.914	34.819	37.886	38.209	267.3	21:58.031
11		1:50.842	34.812	37.831	38.199	266.0	23:48.873
12		1:50.819	34.827	37.794	38.198	271.3	25:39.692
13		2:06.283	34.890	38.067	53.326	270.6	27:45.975
14		3:23.907	59.306	1:15.176	1:09.425	127.9	31:09.882

12 Ludovic Loeul — Porsche 911 GT3 Cup
Am — Porsche Lorient Racing

Lap	D	Time	Sector 1	Sector 2	Sector 3	T. Spd	Elapsed
1		2:04.761	43.179	40.589	40.993	192.8	2:04.761
2		2:24.204	36.415	53.238	54.551	238.9	4:28.965
3		3:40.589	57.634	1:04.544	1:38.411	129.3	8:09.554
4		2:49.120	1:01.110	57.383	50.627	106.8	10:58.674
5		1:54.364	35.995	39.325	39.044	250.0	12:53.038
6		1:53.588	35.335	38.868	39.385	254.1	14:46.626
7		1:52.737	35.232	38.433	39.072	257.1	16:39.363
8		1:53.859	35.162	38.551	40.146	260.8	18:33.222
9		1:53.673	36.206	38.407	39.060	258.3	20:26.895
10		1:52.421	35.172	38.232	39.017	262.1	22:19.316
11		1:52.543	35.097	38.553	38.893	257.1	24:11.859
12		1:52.477	35.389	38.308	38.780	254.1	26:04.336
13		1:58.787	35.072	41.169	42.546	257.1	28:03.123
14		3:13.395	51.681	1:16.651	1:05.063	159.7	31:16.518

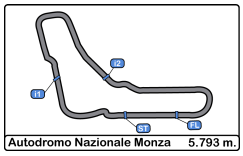

Autodromo Nazionale Monza
Porsche Carrera Cup France
Race - 2
Lap Analysis

PORSCHE CARRERA CUP FRANCE

22 — Alessandro Ghiretti — Porsche 911 GT3 Cup
Pro — Martinet by Alméras

Lap	D	Time	Sector 1	Sector 2	Sector 3	T. Spd	Elapsed
1		1:54.220	37.468	38.360	38.392	217.7	1:54.220
2		2:14.772	34.856	46.618	53.298	263.4	4:08.992
3		3:41.267	58.295	1:05.232	1:37.740	143.8	7:50.259
4		2:59.751	1:01.513	58.576	59.662	112.7	10:50.010
5		1:50.881	34.945	37.657	38.279	260.2	12:40.891
6		1:50.460	34.800	37.656	38.004	266.6	14:31.351
7		1:50.358	34.803	37.520	38.035	267.3	16:21.709
8		1:50.401	34.875	37.581	37.945	267.3	18:12.110
9		1:50.236	34.860	37.437	37.939	267.3	20:02.346
10		1:50.374	34.787	37.691	37.896	268.6	21:52.720
11		1:50.326	34.841	37.559	37.926	267.3	23:43.046
12		1:50.241	34.824	37.497	37.920	269.3	25:33.287
13		2:10.698	34.700	37.467	58.531	269.3	27:43.985
14		3:24.641	59.515	1:15.103	1:10.023	123.7	31:08.626

29 — Louis Rousset — Porsche 911 GT3 Cup
Pro — Forestier Racing CLRT

Lap	D	Time	Sector 1	Sector 2	Sector 3	T. Spd	Elapsed
1		1:55.812	38.320	38.917	38.575	216.4	1:55.812
2		2:17.171	34.981	47.291	54.899	260.8	4:12.983
3		3:39.863	57.165	1:05.861	1:36.837	138.1	7:52.846
4		2:58.520	1:03.020	58.350	57.150	98.9	10:51.366
5		1:51.965	35.303	38.342	38.320	245.4	12:43.331
6		1:51.130	34.724	38.136	38.270	266.6	14:34.461
7		1:51.261	35.038	38.151	38.072	274.1	16:25.722
8		1:51.017	34.849	37.934	38.234	268.6	18:16.739
9		1:51.268	34.959	38.038	38.271	270.0	20:08.007
10		1:50.771	34.687	38.010	38.074	270.0	21:58.778
11		1:50.804	34.803	37.972	38.029	266.6	23:49.582
12		1:50.677	34.694	37.956	38.027	267.3	25:40.259
13		2:41.003	34.689	1:26.026	40.288	267.9	28:21.262
14		3:03.673	37.941	1:16.971	1:08.761	219.9	31:24.935

24 — Alexandre Leroy — Porsche 911 GT3 Cup
Am — TFT Racing

Lap	D	Time	Sector 1	Sector 2	Sector 3	T. Spd	Elapsed
1		2:30.138	41.805	40.358	1:07.975	217.7	2:30.138
2		2:07.288	40.905	41.899	44.484	188.8	4:37.426
3		3:35.913	53.658	1:04.316	1:37.939	130.2	8:13.339
4		2:48.698	1:01.931	57.480	49.287	140.9	11:02.037
5		1:54.739	35.980	39.464	39.295	233.7	12:56.776
6		1:54.098	35.386	39.339	39.373	261.5	14:50.874
7		1:53.898	35.660	38.977	39.261	232.2	16:44.772
8		1:53.767	35.342	38.975	39.450	240.5	18:38.539
9		1:54.050	35.593	39.450	39.007	241.6	20:32.589
10		1:53.778	35.464	38.951	39.363	240.5	22:26.367
11		1:52.794	35.087	38.753	38.954	258.3	24:19.161
12		1:53.600	35.142	39.318	39.140	259.6	26:12.761
13		2:00.763	35.822	41.961	42.980	244.8	28:13.524
14		3:11.054	44.454	1:17.439	1:09.161	181.5	31:24.578

38 — Sébastien Dussolliet — Porsche 911 GT3 Cup
Pro-Am — ABM

Lap	D	Time	Sector 1	Sector 2	Sector 3	T. Spd	Elapsed
1		2:00.165	40.432	40.178	39.555	220.4	2:00.165
2		2:24.996	35.915	54.367	54.714	245.4	4:25.161
3		3:40.619	57.554	1:04.776	1:38.289	142.4	8:05.780
4		2:50.070	1:00.373	58.430	51.267	119.8	10:55.850
5		1:52.842	35.286	38.578	38.978	239.4	12:48.692
6		1:52.292	35.153	38.481	38.658	242.1	14:40.984
7		1:53.369	35.004	38.550	39.815	248.2	16:34.353
8		1:51.926	35.054	38.276	38.596	246.0	18:26.279
9		1:52.027	34.997	38.298	38.732	276.9	20:18.306
10		1:51.869	34.935	38.232	38.702	252.9	22:10.175
11		1:51.622	34.797	38.312	38.513	261.5	24:01.797
12		1:51.534	34.855	38.259	38.420	260.2	25:53.331
13		1:59.583	34.897	38.388	46.298	257.1	27:52.914
14		3:19.993	57.270	1:16.334	1:06.389	133.4	31:12.907

27 — Marlon Hernandez — Porsche 911 GT3 Cup
Pro — ABM

Lap	D	Time	Sector 1	Sector 2	Sector 3	T. Spd	Elapsed
1		1:57.269	38.814	39.657	38.798	213.0	1:57.269
2		2:18.733	34.966	49.783	53.984	261.5	4:16.002
3		3:40.195	57.948	1:05.743	1:36.504	203.0	7:56.197
4		2:56.269	1:03.374	58.829	54.066	133.6	10:52.466
5		1:52.587	35.685	38.540	38.362	236.3	12:45.053
6		1:51.508	35.227	37.865	38.416	262.7	14:36.561
7		1:51.382	35.190	37.933	38.259	264.0	16:27.943
8		1:50.846	34.759	37.798	38.289	265.3	18:18.789
9		1:50.921	34.802	37.686	38.433	268.6	20:09.710
10		1:51.030	34.933	37.926	38.171	265.3	22:00.740
11		1:50.641	34.777	37.754	38.110	268.6	23:51.381
12		1:50.888	34.692	37.883	38.313	270.6	25:42.269
13		2:05.461	34.745	38.244	52.472	270.6	27:47.730
14		3:22.599	58.767	1:14.914	1:08.918	123.1	31:10.329

49 — Karim Ajlani — Porsche 911 GT3 Cup
Am — ABM

Lap	D	Time	Sector 1	Sector 2	Sector 3	T. Spd	Elapsed
1			42.563	39.975		204.9	

53 — Arthur Mathieu — Porsche 911 GT3 Cup
Pro — Martinet by Alméras

Lap	D	Time	Sector 1	Sector 2	Sector 3	T. Spd	Elapsed
1		1:57.782	39.122	39.492	39.168	218.6	1:57.782
2		2:18.820	35.302	49.733	53.785	254.1	4:16.602
3		3:40.304	59.043	1:04.891	1:36.370	174.7	7:56.906
4		2:56.164	1:03.649	58.440	54.075	105.1	10:53.070
5		1:52.925	35.385	39.058	38.482	245.4	12:45.995
6		1:52.436	35.068	38.394	38.974	256.5	14:38.431
7		1:52.313	35.460	38.285	38.568	252.3	16:30.744
8		1:51.619	34.845	38.325	38.449	258.9	18:22.363
9		1:51.450	34.943	37.998	38.509	260.2	20:13.813
10		1:51.750	35.068	38.169	38.513	252.3	22:05.563
11		1:51.228	34.947	38.025	38.256	260.8	23:56.791
12		1:51.827	35.028	38.253	38.546	258.3	25:48.618
13		2:00.942	35.062	38.462	47.418	258.3	27:49.560
14		3:21.886	58.312	1:15.466	1:08.108	125.2	31:11.446

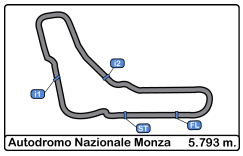

Autodromo Nazionale Monza
Porsche Carrera Cup France
Race - 2
Lap Analysis

PORSCHE CARRERA CUP FRANCE

56 — Frédéric Ancel — Porsche 911 GT3 Cup
Pro-Am — Porsche Lorient Racing

Lap	D	Time	Sector 1	Sector 2	Sector 3	T. Spd	Elapsed
1			41.394	40.475		217.3	

59 — Maxence Maurice — Porsche 911 GT3 Cup
Pro-Am — IMSA LS Group Performance

Lap	D	Time	Sector 1	Sector 2	Sector 3	T. Spd	Elapsed
1		2:00.642	40.861	40.302	39.479	216.0	2:00.642
2		2:25.639	35.646	55.319	54.674	250.0	4:26.281
3		3:40.636	57.344	1:05.134	1:38.158	163.3	8:06.917
4		2:49.712	1:00.689	57.668	51.355	107.0	10:56.629
5		1:53.472	35.512	38.872	39.088	234.7	12:50.101
6		1:53.168	35.244	38.662	39.262	248.2	14:43.269
7		1:52.715	35.251	38.469	38.995	258.9	16:35.984
8		1:52.902	35.131	38.810	38.961	253.5	18:28.886
9		1:51.894	34.512	38.524	38.858	262.1	20:20.780
10		1:51.960	34.962	38.246	38.752	262.7	22:12.740
11		1:51.697	34.870	38.098	38.729	264.7	24:04.437
12		1:51.732	34.945	38.370	38.417	265.3	25:56.169
13		1:59.656	35.026	39.085	45.545	260.2	27:55.825
14		3:18.553	56.454	1:17.067	1:05.032	146.3	31:14.378

66 — Gilles Colombani — Porsche 911 GT3 Cup
Am — Team Clairet Sport

Lap	D	Time	Sector 1	Sector 2	Sector 3	T. Spd	Elapsed
1		2:06.129	42.978	41.389	41.762	204.1	2:06.129
2		2:23.985	36.326	52.518	55.141	233.7	4:30.114
3		3:40.094	57.663	1:04.319	1:38.112	106.1	8:10.208
4		2:49.102	1:01.586	56.732	50.784	108.9	10:59.310
5		1:54.899	35.597	39.597	39.705	243.7	12:54.209
6		1:53.856	35.546	38.977	39.333	251.7	14:48.065
7		1:54.433	35.529	38.978	39.926	250.0	16:42.498
8		1:53.866	35.221	38.942	39.703	261.5	18:36.364
9		1:55.757	36.227	39.670	39.860	257.7	20:32.121
10		1:54.801	35.747	39.779	39.275	262.1	22:26.922
11		1:55.076	35.457	38.956	40.663	247.1	24:21.998
12			35.713	39.225		260.8	

73 — Sébastien Poisson — Porsche 911 GT3 Cup
Am — ABM

Lap	D	Time	Sector 1	Sector 2	Sector 3	T. Spd	Elapsed
1		2:01.203	41.184	40.206	39.813	213.4	2:01.203
2		2:26.076	35.927	55.443	54.706	247.1	4:27.279
3		3:40.547	57.880	1:04.784	1:37.883	151.6	8:07.826
4		2:49.918	1:01.370	56.886	51.662	107.6	10:57.744
5		1:53.479	35.075	39.127	39.277	252.3	12:51.223
6		1:53.190	35.026	39.075	39.089	255.9	14:44.413
7		1:53.030	34.927	38.842	39.261	255.9	16:37.443
8		1:53.150	35.214	38.698	39.238	262.1	18:30.593
9		1:54.084	36.319	38.751	39.014	254.1	20:24.677
10		1:53.012	35.253	38.610	39.149	254.7	22:17.689
11		1:52.802	35.065	38.747	38.990	252.3	24:10.491
12		1:52.699	35.104	38.577	39.018	247.7	26:03.190
13		1:59.410	35.131	41.738	42.541	247.1	28:02.600
14		3:12.368	51.125	1:16.952	1:04.291	151.8	31:14.968

74 — Victor Blugeon — Porsche 911 GT3 Cup
Pro — ABM

Lap	D	Time	Sector 1	Sector 2	Sector 3	T. Spd	Elapsed
1		1:59.546	39.995	40.206	39.345	210.9	1:59.546
2		2:23.644	35.127	53.623	54.894	262.1	4:23.190
3		3:40.967	57.629	1:05.374	1:37.964	161.6	8:04.157
4		2:50.426	1:00.627	58.577	51.222	96.3	10:54.583
5		1:53.015	35.577	38.699	38.739	253.5	12:47.598
6		1:52.069	35.503	38.169	38.397	266.0	14:39.667
7		1:53.551	35.090	39.328	39.133	260.2	16:33.218
8		1:52.141	35.162	38.099	38.880	258.3	18:25.359
9		1:51.731	34.839	38.034	38.858	262.1	20:17.090
10		1:51.732	34.897	38.034	38.801	263.4	22:08.822
11		1:51.243	34.819	37.959	38.465	262.7	24:00.065
12		1:51.283	34.786	38.040	38.457	264.0	25:51.348
13		2:00.716	34.754	38.289	47.673	266.0	27:52.064
14		3:20.239	57.412	1:16.442	1:06.385	127.0	31:12.303

76 — Louis Perrot — Porsche 911 GT3 Cup
Pro — IMSA LS Group Performance

Lap	D	Time	Sector 1	Sector 2	Sector 3	T. Spd	Elapsed
1		1:54.699	37.580	38.564	38.555	210.1	1:54.699
2		2:15.328	35.026	46.582	53.720	267.3	4:10.027
3		3:41.226	58.315	1:04.918	1:37.993	146.5	7:51.253
4		2:59.267	1:02.129	57.927	59.211	123.4	10:50.520
5		1:51.058	34.877	37.848	38.333	252.9	12:41.578
6		1:51.067	35.293	37.729	38.045	266.0	14:32.645
7		1:50.873	34.758	38.060	38.055	266.6	16:23.518
8		1:51.071	34.780	38.206	38.085	268.6	18:14.589
9		1:51.246	34.849	37.858	38.539	257.1	20:05.835
10		1:50.261	34.693	37.532	38.036	264.0	21:56.096
11		1:50.557	35.035	37.600	37.922	267.3	23:46.653
12		1:50.147	34.644	37.478	38.025	262.7	25:36.800
13		2:07.841	34.580	37.636	55.625	264.7	27:44.641
14		3:24.560	59.414	1:15.141	1:10.005	122.7	31:09.201

77 — Jérémy Sarhy — Porsche 911 GT3 Cup
Pro — Racing Technology

Lap	D	Time	Sector 1	Sector 2	Sector 3	T. Spd	Elapsed
1		1:56.643	38.514	39.452	38.677	210.1	1:56.643
2		2:17.904	34.918	48.871	54.115	251.7	4:14.547
3		3:40.044	58.031	1:05.203	1:36.810	183.6	7:54.591
4		2:57.392	1:03.098	59.177	55.117	146.5	10:51.983
5		1:53.269	36.311	38.723	38.235	231.7	12:45.252
6		1:51.561	35.374	37.980	38.207	264.0	14:36.813
7		1:51.309	35.050	38.089	38.170	263.4	16:28.122
8		1:51.369	34.816	37.918	38.635	252.9	18:19.491
9		1:51.531	34.918	37.992	38.621	253.5	20:11.022
10		1:50.720	34.794	37.778	38.148	254.1	22:01.742
11		1:51.139	34.770	38.021	38.348	255.3	23:52.881
12		1:50.799	34.851	37.964	37.984	260.2	25:43.680
13		2:05.047	34.738	38.228	52.081	251.7	27:48.727
14		3:22.114	58.332	1:15.137	1:08.645	125.8	31:10.841

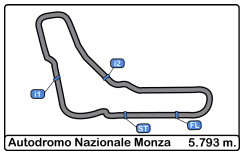

Autodromo Nazionale Monza
Porsche Carrera Cup France
Race - 2
Lap Analysis

PORSCHE CARRERA CUP FRANCE

78 Dominique Bastien — Porsche 911 GT3 Cup
Am — Speedlover

Lap	D	Time	Sector 1	Sector 2	Sector 3	T. Spd	Elapsed
1		2:08.022	44.471	41.237	42.314	171.7	2:08.022
2		2:24.564	37.656	51.505	55.403	230.7	4:32.586
3		3:39.343	57.166	1:04.072	1:38.105	128.7	8:11.929
4		2:49.540	1:01.982	57.962	49.596	121.3	11:01.469
5		1:57.498	37.188	39.955	40.355	212.1	12:58.967
6		1:55.441	35.820	39.764	39.857	243.7	14:54.408
7		1:55.891	35.778	39.346	40.767	243.7	16:50.299
8		1:55.837	35.838	39.893	40.106	242.6	18:46.136
9		1:56.819	36.580	40.150	40.089	206.1	20:42.955
10		1:55.683	35.814	40.010	39.859	234.7	22:38.638
11		1:56.014	36.019	39.858	40.137	233.7	24:34.652
12		1:56.492	35.727	39.468	41.297	240.5	26:31.144
13		2:02.486	38.765	42.315	41.406	213.4	28:33.630
14		2:51.871	36.795	1:06.695	1:08.381	193.5	31:25.501

91 Alberto De Amicis — Porsche 911 GT3 Cup
Pro-Am — EBI Motors

Lap	D	Time	Sector 1	Sector 2	Sector 3	T. Spd	Elapsed
1		1:58.464	39.462	39.792	39.210	209.3	1:58.464
2		2:22.290	35.562	52.567	54.161	249.4	4:20.754
3		3:40.902	57.677	1:04.875	1:38.350	187.1	8:01.656
4		2:52.129	1:00.749	59.120	52.260	106.9	10:53.785
5		1:54.236	36.393	39.094	38.749	237.3	12:48.021
6		1:52.304	35.273	38.434	38.597	246.0	14:40.325
7		1:53.357	35.071	38.863	39.423	254.7	16:33.682
8		1:53.243	35.876	38.878	38.489	260.8	18:26.925
9		1:51.766	34.534	38.648	38.584	243.7	20:18.691
10		1:52.054	35.123	38.281	38.650	243.7	22:10.745
11		1:51.601	35.016	38.162	38.423	246.0	24:02.346
12		1:51.757	34.875	38.459	38.423	253.5	25:54.103
13		1:59.316	35.618	38.517	45.181	252.9	27:53.419
14		3:19.784	57.855	1:16.023	1:05.906	118.9	31:13.203

80 Johannes Zelger — Porsche 911 GT3 Cup
Am — Tsunami RT

Lap	D	Time	Sector 1	Sector 2	Sector 3	T. Spd	Elapsed
1		2:04.325	42.538	40.517	41.270	203.7	2:04.325
2		2:23.590	36.370	52.813	54.407	241.0	4:27.915
3		3:40.792	57.958	1:04.785	1:38.049	121.6	8:08.707
4		2:49.808	1:01.287	57.105	51.416	106.2	10:58.515
5		1:54.140	35.507	39.196	39.437	241.0	12:52.655
6		1:54.439	35.187	39.591	39.661	256.5	14:47.094
7		1:53.433	35.295	38.860	39.278	250.5	16:40.527
8		1:53.185	35.206	38.780	39.199	255.9	18:33.712
9		1:55.307	36.203	39.433	39.671	251.1	20:29.019
10		1:53.762	35.174	39.159	39.429	245.4	22:22.781
11		1:53.386	35.293	38.974	39.119	255.9	24:16.167
12		1:53.126	35.003	38.900	39.223	251.1	26:09.293
13		1:58.954	35.213	41.381	42.360	250.0	28:08.247
14		3:12.933	48.104	1:16.748	1:08.081	167.9	31:21.180

98 Dorian Boccolacci — Porsche 911 GT3 Cup
Pro — Forestier Racing CLRT

Lap	D	Time	Sector 1	Sector 2	Sector 3	T. Spd	Elapsed
1		1:53.030	37.003	37.942	38.085	211.3	1:53.030
2		2:15.257	34.965	46.943	53.349	261.5	4:08.287
3		3:41.390	58.592	1:04.878	1:37.920	143.4	7:49.677
4		3:00.032	1:01.528	58.314	1:00.190	113.4	10:49.709
5		1:50.386	34.979	37.514	37.893	262.1	12:40.095
6		1:49.923	34.710	37.447	37.766	266.6	14:30.018
7		1:49.922	34.754	37.258	37.910	264.7	16:19.940
8		1:50.082	34.710	37.458	37.914	267.3	18:10.022
9		1:49.732	34.600	37.321	37.811	266.6	19:59.754
10		1:50.355	34.604	37.670	38.081	267.9	21:50.109
11		1:50.085	34.551	37.440	38.094	264.0	23:40.194
12		1:50.163	34.611	37.613	37.939	262.1	25:30.357
13		2:12.915	34.842	37.838	1:00.235	267.9	27:43.272
14		3:25.025	59.566	1:14.903	1:10.556	124.7	31:08.297

89 Bashar Mardini — Porsche 911 GT3 Cup
Pro-Am — Tsunami RT

Lap	D	Time	Sector 1	Sector 2	Sector 3	T. Spd	Elapsed
1		1:59.840	40.394	40.048	39.398	222.6	1:59.840
2		2:24.607	36.049	53.637	54.921	257.7	4:24.447
3		3:40.439	57.333	1:05.290	1:37.816	148.1	8:04.886
4		2:50.635	1:00.701	58.500	51.434	102.1	10:55.521
5		1:52.906	35.052	39.010	38.844	259.6	12:48.427
6		1:52.350	35.246	38.405	38.699	257.7	14:40.777
7		1:53.269	35.060	38.569	39.640	253.5	16:34.046
8		1:52.079	35.146	38.351	38.582	258.9	18:26.125
9		2:10.087	52.352	38.519	39.216	260.2	20:36.212
10		1:52.380	34.933	38.313	39.134	261.5	22:28.592
11		1:52.282	35.112	38.340	38.830	260.2	24:20.874
12		1:52.156	35.014	38.138	39.004	266.6	26:13.030
13		1:58.591	35.138	40.223	43.230	262.7	28:11.621
14		3:12.718	45.535	1:17.308	1:09.875	163.1	31:24.339

99 Benjamin Paque — Porsche 911 GT3 Cup
Pro — Forestier Racing CLRT

Lap	D	Time	Sector 1	Sector 2	Sector 3	T. Spd	Elapsed
1		1:55.017	38.111	38.380	38.526	214.2	1:55.017
2		2:16.868	34.848	47.064	54.956	246.0	4:11.885
3		3:40.111	57.195	1:04.989	1:37.927	135.6	7:51.996
4		2:58.936	1:02.057	58.035	58.844	97.2	10:50.932
5		1:50.808	34.790	37.896	38.122	251.1	12:41.740
6		1:51.211	35.467	37.538	38.206	270.0	14:32.951
7		1:50.910	34.544	38.146	38.220	260.8	16:23.861
8		1:50.925	34.572	38.274	38.079	259.6	18:14.786
9		1:51.371	34.971	37.603	38.797	273.4	20:06.157
10		1:50.348	34.661	37.729	37.958	252.9	21:56.505
11		1:50.510	34.729	37.831	37.950	266.0	23:47.015
12		1:50.890	34.590	38.187	38.113	263.4	25:37.905
13		2:07.271	34.907	37.772	54.592	256.5	27:45.176
14		3:24.295	59.359	1:15.314	1:09.622	118.6	31:09.471

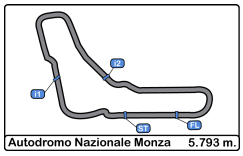

Autodromo Nazionale Monza
Porsche Carrera Cup France
Race - 2
Lap Analysis

911 Christophe Lapierre Porsche 911 GT3 Cup

Pro-Am Martinet by Alméras

Lap	D	Time	Sector 1	Sector 2	Sector 3	T. Spd	Elapsed
1		2:08.882	48.025	40.089	40.768	194.5	2:08.882
2		2:24.521	37.247	51.755	55.519	220.8	4:33.403
3		3:39.268	57.098	1:04.030	1:38.140	113.4	8:12.671
4		2:49.062	1:01.753	57.790	49.519	139.3	11:01.733
5		1:54.369	35.733	39.338	39.298	230.2	12:56.102
6		1:52.536	35.008	38.553	38.975	260.2	14:48.638
7		1:53.006	35.371	38.738	38.897	254.1	16:41.644
8		1:52.344	35.040	38.436	38.868	258.9	18:33.988
9		1:54.702	36.180	39.362	39.160	252.3	20:28.690
10		1:52.773	35.266	38.538	38.969	266.0	22:21.463
11		1:52.461	34.949	38.574	38.938	266.0	24:13.924
12		1:52.635	34.992	38.506	39.137	260.2	26:06.559
13		1:57.120	34.993	40.036	42.091	264.0	28:03.679
14		3:14.149	52.051	1:16.546	1:05.552	171.1	31:17.828

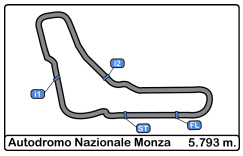

Autodromo Nazionale Monza
Porsche Carrera Cup France
Race - 2
Analysis by Lap

PORSCHE CARRERA CUP FRANCE

Num	Lap Time	Gap
Lap 1		
98	1:53.030	
22	1:54.220	01.190
76	1:54.699	01.669
99	1:55.017	01.987
29	1:55.812	02.782
5	1:56.214	03.184
77	1:56.643	03.613
1	1:57.034	04.004
27	1:57.269	04.239
53	1:57.782	04.752
7	1:57.936	04.906
91	1:58.464	05.434
2	1:59.123	06.093
74	1:59.546	06.516
89	1:59.840	06.810
38	2:00.165	07.135
59	2:00.642	07.612
73	2:01.203	08.173
80	2:04.325	11.295
12	2:04.761	11.731
66	2:06.129	13.099
8	2:06.324	13.294
78	2:08.022	14.992
911	2:08.882	15.852
24	2:30.138	37.108
Num	**Lap Time**	**Gap**
Lap 2		
98	2:15.257	
22	2:14.772	00.705
76	2:15.328	01.740
99	2:16.868	03.598
29	2:17.171	04.696
5	2:17.473	05.400
77	2:17.904	06.260
1	2:18.371	07.118
27	2:18.733	07.715
53	2:18.820	08.315
7	2:20.747	10.396
91	2:22.290	12.467
2	2:22.708	13.544
74	2:23.644	14.903
89	2:24.607	16.160
38	2:24.996	16.874
59	2:25.639	17.994
73	2:26.076	18.992
80	2:23.590	19.628
12	2:24.204	20.678
66	2:23.985	21.827
8	2:25.849	23.886
78	2:24.564	24.299
911	2:24.521	25.116
24	2:07.288	29.139
Num	**Lap Time**	**Gap**
Lap 3		
98	3:41.390	
22	3:41.267	00.582
76	3:41.226	01.576
99	3:40.111	02.319
29	3:39.863	03.169
5	3:40.173	04.183
77	3:40.044	04.914
1	3:39.896	05.624
27	3:40.195	06.520
53	3:40.304	07.229
7	3:40.552	09.558
91	3:40.902	11.979
2	3:41.316	13.470
74	3:40.967	14.480
89	3:40.439	15.209
38	3:40.619	16.103
59	3:40.636	17.240
73	3:40.547	18.149
80	3:40.792	19.030
12	3:40.589	19.877
66	3:40.094	20.531
8	3:39.133	21.629
78	3:39.343	22.252
911	3:39.268	22.994
24	3:35.913	23.662
Num	**Lap Time**	**Gap**
Lap 4		
98	3:00.032	
22	2:59.751	00.301
76	2:59.267	00.811
99	2:58.936	01.223
29	2:58.520	01.657
5	2:57.654	01.805
77	2:57.392	02.274
1	2:56.893	02.485
27	2:56.269	02.757
53	2:56.164	03.361
7	2:54.269	03.795
91	2:52.129	04.076
2	2:50.736	04.174
74	2:50.426	04.874
89	2:50.635	05.812
38	2:50.070	06.141
59	2:49.712	06.920
73	2:49.918	08.035
80	2:49.808	08.806
12	2:49.120	08.965
66	2:49.102	09.601
8	2:49.649	11.246
78	2:49.540	11.760
911	2:49.062	12.024
24	2:48.698	12.328
Num	**Lap Time**	**Gap**
Lap 5		
98	1:50.386	
22	1:50.881	00.796
76	1:51.058	01.483
99	1:50.808	01.645
5	1:51.344	02.763
29	1:51.965	03.236
1	1:51.986	04.085
27	1:52.587	04.958
77	1:53.269	05.157
53	1:52.925	05.900
7	1:52.985	06.394
2	1:53.085	06.873
74	1:53.015	07.503
91	1:54.236	07.926
89	1:52.906	08.332
38	1:52.842	08.597
59	1:53.472	10.006
73	1:53.479	11.128
80	1:54.140	12.560
12	1:54.364	12.943
66	1:54.899	14.114
911	1:54.369	16.007
8	1:55.721	16.581
24	1:54.739	16.681
78	1:57.498	18.872
Num	**Lap Time**	**Gap**
Lap 6		
98	1:49.923	
22	1:50.460	01.333
76	1:51.067	02.627
99	1:51.211	02.933
5	1:50.921	03.761
29	1:51.130	04.443
27	1:51.508	06.543
77	1:51.561	06.795
1	1:53.925	08.087
7	1:51.922	08.393
53	1:52.436	08.413
2	1:52.034	08.984
74	1:52.069	09.649
91	1:52.304	10.307
89	1:52.350	10.759
38	1:52.292	10.966
59	1:53.168	13.251
73	1:53.190	14.395
12	1:53.588	16.608
80	1:54.439	17.076
66	1:53.856	18.047
911	1:52.536	18.620
24	1:54.098	20.856
8	1:55.390	22.048
78	1:55.441	24.390
Num	**Lap Time**	**Gap**
Lap 7		
98	1:49.922	
22	1:50.358	01.769
76	1:50.873	03.578
99	1:50.910	03.921
5	1:51.231	05.070
29	1:51.261	05.782
27	1:51.382	08.003
77	1:51.309	08.182
1	1:50.677	08.842
53	1:52.313	10.804
7	1:53.093	11.564
2	1:53.699	12.761
74	1:53.551	13.278
91	1:53.357	13.742
89	1:53.269	14.106
38	1:53.369	14.413
59	1:52.715	16.044
73	1:53.030	17.503
12	1:52.737	19.423
80	1:53.433	20.587
911	1:53.006	21.704
66	1:54.433	22.558
24	1:53.898	24.832
8	1:54.473	26.599
78	1:55.891	30.359
Num	**Lap Time**	**Gap**
Lap 8		
98	1:50.082	
22	1:50.401	02.088
76	1:51.071	04.567
99	1:50.925	04.764
5	1:51.165	06.153
29	1:51.017	06.717
27	1:50.846	08.767
1	1:50.580	09.340
77	1:51.369	09.469
53	1:51.619	12.341
7	1:51.459	12.941
2	1:51.750	14.429
74	1:52.141	15.337
89	1:52.079	16.103
38	1:51.926	16.257
91	1:53.243	16.903
59	1:52.902	18.864
73	1:53.150	20.571
12	1:53.859	23.200
80	1:53.185	23.690
911	1:52.344	23.966
66	1:53.866	26.342
24	1:53.767	28.517
8	1:53.941	30.458
78	1:55.837	36.114
Num	**Lap Time**	**Gap**
Lap 9		
98	1:49.732	
22	1:50.236	02.592
76	1:51.246	06.081
99	1:51.371	06.403
5	1:50.942	07.363
29	1:51.268	08.253
1	1:50.178	09.786
27	1:50.921	09.956
77	1:51.531	11.268
53	1:51.450	14.059
7	1:51.360	14.569
2	1:51.785	16.482
74	1:51.731	17.336
38	1:52.027	18.552
91	1:51.766	18.937
59	1:51.894	21.026
73	1:54.084	24.923
12	1:53.673	27.141
911	1:54.702	28.936
80	1:55.307	29.265
66	1:55.757	32.367
24	1:54.050	32.835
8	1:54.492	35.218
89	2:10.087	36.458
78	1:56.819	43.201
Num	**Lap Time**	**Gap**
Lap 10		
98	1:50.355	
22	1:50.374	02.611
76	1:50.261	05.987
99	1:50.348	06.396
5	1:50.914	07.922
29	1:50.771	08.669
1	1:50.325	09.756
27	1:51.030	10.631
77	1:50.720	11.633
53	1:51.750	15.454
7	1:51.839	16.053
2	1:51.759	17.886
74	1:51.732	18.713
38	1:51.869	20.066
91	1:52.054	20.636
59	1:51.960	22.631
73	1:53.012	27.580
12	1:52.421	29.207
911	1:52.773	31.354
80	1:53.762	32.672
24	1:53.778	36.258
66	1:54.801	36.813
8	1:53.409	38.272
89	1:52.380	38.483
78	1:55.683	48.529
Num	**Lap Time**	**Gap**
Lap 11		
98	1:50.085	
22	1:50.326	02.852
76	1:50.557	06.459
99	1:50.510	06.821
5	1:50.842	08.679
29	1:50.804	09.388
1	1:50.423	10.094
27	1:50.641	11.187
77	1:51.139	12.687
53	1:51.228	16.597
7	1:51.284	17.252
2	1:51.387	19.188
74	1:51.243	19.871

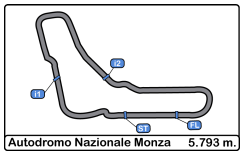

Autodromo Nazionale Monza
Porsche Carrera Cup France
Race - 2
Analysis by Lap

Num	Lap Time	Gap
38	1:51.622	21.603
91	1:51.601	22.152
59	1:51.697	24.243
73	1:52.802	30.297
12	1:52.543	31.665
911	1:52.461	33.730
80	1:53.386	35.973
24	1:52.794	38.967
89	1:52.282	40.680
66	1:55.076	41.804
8	1:54.058	42.245
78	1:56.014	54.458

Num	Lap Time	Gap
Lap 12		
98	1:50.163	
22	1:50.241	02.930
76	1:50.147	06.443
99	1:50.890	07.548
5	1:50.819	09.335
29	1:50.677	09.902
1	1:50.614	10.545
27	1:50.888	11.912
77	1:50.799	13.323
53	1:51.827	18.261
7	1:51.839	18.928
2	1:51.400	20.425
74	1:51.283	20.991
38	1:51.534	22.974
91	1:51.757	23.746
59	1:51.732	25.812
73	1:52.699	32.833
12	1:52.477	33.979
911	1:52.635	36.202
80	1:53.126	38.936
24	1:53.600	42.404
89	1:52.156	42.673
8	2:08.052	1:00.134
78	1:56.492	1:00.787

Num	Lap Time	Gap
Lap 13		
98	2:12.915	
22	2:10.698	00.713
76	2:07.841	01.369
99	2:07.271	01.904
5	2:06.283	02.703
1	2:06.173	03.803
27	2:05.461	04.458
77	2:05.047	05.455
53	2:00.942	06.288
7	2:01.043	07.056
2	2:00.427	07.937
74	2:00.716	08.792
38	1:59.583	09.642
91	1:59.316	10.147
59	1:59.656	12.553
73	1:59.410	19.328
12	1:58.787	19.851

Num	Lap Time	Gap
911	1:57.120	20.407
80	1:58.954	24.975
89	1:58.591	28.349
24	2:00.763	30.252
29	2:41.003	37.990
8	2:02.344	49.563
78	2:02.486	50.358

Num	Lap Time	Gap
Lap 14		
98	3:25.025	
22	3:24.641	00.329
76	3:24.560	00.904
99	3:24.295	01.174
5	3:23.907	01.585
1	3:23.053	01.831
27	3:22.599	02.032
77	3:22.114	02.544
53	3:21.886	03.149
7	3:21.556	03.587
2	3:20.826	03.738
74	3:20.239	04.006
38	3:19.993	04.610
91	3:19.784	04.906
59	3:18.553	06.081
73	3:12.368	06.671
12	3:13.395	08.221
911	3:14.149	09.531
80	3:12.933	12.883
89	3:12.718	16.042
24	3:11.054	16.281
29	3:03.673	16.638
8	2:52.586	17.124
78	2:51.871	17.204

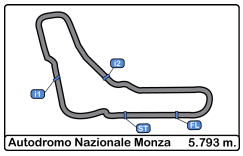

Autodromo Nazionale Monza
Porsche Carrera Cup France
Race - 2
Best Sectors Results

	Sector - 1			Sector - 2			Sector - 3			Ideal Lap vs Best Lap					
Clas	Nº	Driver	Time	Nº	Driver	Time	Nº	Driver	Time	Clas	Nº	Driver	Ideal Lap	Best Lap	Clas
1	59	Maxence Maurice	34.512	98	Dorian Boccolacci	37.258	98	Dorian Boccolacci	37.766	1	98	Dorian Boccolacci	1:49.575	1:49.732	1
2	91	Alberto De Amicis	34.534	1	Marvin Klein	37.389	22	Alessandro Ghiretti	37.896	2	1	Marvin Klein	1:49.979	1:50.178	3
3	99	Benjamin Paque	34.544	22	Alessandro Ghiretti	37.437	76	Louis Perrot	37.922	3	76	Louis Perrot	1:49.980	1:50.147	2
4	98	Dorian Boccolacci	34.551	76	Louis Perrot	37.478	99	Benjamin Paque	37.950	4	99	Benjamin Paque	1:50.032	1:50.348	5
5	76	Louis Perrot	34.580	99	Benjamin Paque	37.538	1	Marvin Klein	37.977	5	22	Alessandro Ghiretti	1:50.033	1:50.236	4
6	1	Marvin Klein	34.613	27	Marlon Hernandez	37.686	77	Jérémy Sarhy	37.984	6	27	Marlon Hernandez	1:50.488	1:50.641	6
7	29	Louis Rousset	34.687	77	Jérémy Sarhy	37.778	29	Louis Rousset	38.027	7	77	Jérémy Sarhy	1:50.500	1:50.720	8
8	27	Marlon Hernandez	34.692	5	Mathys Jaubert	37.794	27	Marlon Hernandez	38.110	8	29	Louis Rousset	1:50.648	1:50.677	7
9	22	Alessandro Ghiretti	34.700	29	Louis Rousset	37.934	5	Mathys Jaubert	38.198	9	5	Mathys Jaubert	1:50.697	1:50.819	9
10	5	Mathys Jaubert	34.705	7	Jérôme Boullery	37.935	53	Arthur Mathieu	38.256	10	59	Maxence Maurice	1:51.027	1:51.697	16
11	77	Jérémy Sarhy	34.738	74	Victor Blugeon	37.959	2	Marc Guillot	38.265	11	53	Arthur Mathieu	1:51.099	1:51.228	10
12	74	Victor Blugeon	34.754	53	Arthur Mathieu	37.998	7	Jérôme Boullery	38.292	12	74	Victor Blugeon	1:51.110	1:51.243	11
13	38	Sébastien Dussolliet	34.797	2	Marc Guillot	38.039	74	Victor Blugeon	38.397	13	91	Alberto De Amicis	1:51.119	1:51.601	15
14	53	Arthur Mathieu	34.845	59	Maxence Maurice	38.098	59	Maxence Maurice	38.417	14	7	Jérôme Boullery	1:51.183	1:51.284	12
15	2	Marc Guillot	34.883	89	Bashar Mardini	38.138	38	Sébastien Dussolliet	38.420	15	2	Marc Guillot	1:51.187	1:51.387	13
16	73	Sébastien Poisson	34.927	91	Alberto De Amicis	38.162	91	Alberto De Amicis	38.423	16	38	Sébastien Dussolliet	1:51.449	1:51.534	14
17	89	Bashar Mardini	34.933	38	Sébastien Dussolliet	38.232	89	Bashar Mardini	38.582	17	89	Bashar Mardini	1:51.653	1:52.079	17
18	91	Christophe Lapierre	34.949	12	Ludovic Loeul	38.232	12	Ludovic Loeul	38.780	18	12	Ludovic Loeul	1:52.084	1:52.421	19
19	7	Jérôme Boullery	34.956	911	Christophe Lapierre	38.436	911	Christophe Lapierre	38.868	19	911	Christophe Lapierre	1:52.253	1:52.344	18
20	80	Johannes Zelger	35.003	73	Sébastien Poisson	38.577	24	Alexandre Leroy	38.954	20	73	Sébastien Poisson	1:52.494	1:52.699	20
21	12	Ludovic Loeul	35.072	24	Alexandre Leroy	38.753	73	Sébastien Poisson	38.990	21	24	Alexandre Leroy	1:52.794	1:52.794	21
22	24	Alexandre Leroy	35.087	80	Johannes Zelger	38.780	80	Johannes Zelger	39.119	22	80	Johannes Zelger	1:52.902	1:53.126	22
23	8	Christian Jaquillard	35.209	8	Christian Jaquillard	38.888	8	Christian Jaquillard	39.198	23	8	Christian Jaquillard	1:53.295	1:53.409	23
24	66	Gilles Colombani	35.221	66	Gilles Colombani	38.942	66	Gilles Colombani	39.275	24	66	Gilles Colombani	1:53.438	1:53.856	24
25	78	Dominique Bastien	35.727	78	Dominique Bastien	39.346	78	Dominique Bastien	39.857	25	78	Dominique Bastien	1:54.930	1:55.441	25
26	56	Frédéric Ancel	41.394	49	Karim Ajlani	39.975	49	Karim Ajlani	Transpo	26	56	Frédéric Ancel	Transpo	Transpo	26
27	49	Karim Ajlani	42.563	56	Frédéric Ancel	40.475	56	Frédéric Ancel	Transpo	27	49	Karim Ajlani	Transpo	Transpo	27

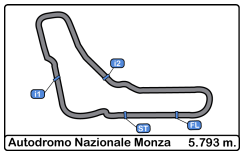

Autodromo Nazionale Monza
Porsche Carrera Cup France
Race - 2
Leader Sequence

Nº	Driver	Nat	Cat	Clas	Team	Nat	Vehicle	Start Lap	End Lap	Laps	Total Laps
98	Dorian Boccolacci	FRA	Pro		Forestier Racing CLRT	FRA	Porsche 911 GT3 Cup	1	**14**	14	14

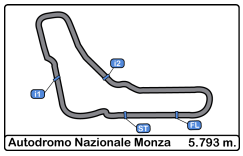

Autodromo Nazionale Monza
Porsche Carrera Cup France
Race - 2
Best 5 Lap Times

Cls	Nº	Driver	Nat	Cat	Cls	Team	Nat	Vehicle	Best 1 Time	Best 1 Lap	Best 2 Time	Best 2 Lap	Best 3 Time	Best 3 Lap	Best 4 Time	Best 4 Lap	Best 5 Time	Best 5 Lap
1	98	Dorian Boccolacci	FRA	Pro	1	Forestier Racing CLRT	FRA	Porsche 911 GT3 Cup	**1:49.732**	9	1:49.922	7	1:49.923	6	1:50.082	8	1:50.085	11
2	76	Louis Perrot	FRA	Pro	2	IMSA LS Group Performance	FRA	Porsche 911 GT3 Cup	**1:50.147**	12	1:50.261	10	1:50.557	11	1:50.873	7	1:51.058	5
3	1	Marvin Klein	FRA	Pro	3	TFT Racing	FRA	Porsche 911 GT3 Cup	**1:50.178**	9	1:50.325	10	1:50.423	11	1:50.580	8	1:50.614	12
4	22	Alessandro Ghiretti	FRA	Pro	4	Martinet by Alméras	FRA	Porsche 911 GT3 Cup	**1:50.236**	9	1:50.241	12	1:50.326	11	1:50.358	7	1:50.374	10
5	99	Benjamin Paque	BEL	Pro	5	Forestier Racing CLRT	FRA	Porsche 911 GT3 Cup	**1:50.348**	10	1:50.510	11	1:50.808	5	1:50.890	12	1:50.910	7
6	27	Marlon Hernandez	FRA	Pro	6	ABM	FRA	Porsche 911 GT3 Cup	**1:50.641**	11	1:50.846	8	1:50.888	12	1:50.921	9	1:51.030	10
7	29	Louis Rousset	FRA	Pro	7	Forestier Racing CLRT	FRA	Porsche 911 GT3 Cup	**1:50.677**	12	1:50.771	10	1:50.804	11	1:51.017	8	1:51.130	6
8	77	Jérémy Sarhy	FRA	Pro	8	Racing Technology	FRA	Porsche 911 GT3 Cup	**1:50.720**	10	1:50.799	12	1:51.139	11	1:51.309	7	1:51.369	8
9	5	Mathys Jaubert	FRA	Pro	9	TFT Racing	FRA	Porsche 911 GT3 Cup	**1:50.819**	12	1:50.842	11	1:50.914	10	1:50.921	6	1:50.942	9
10	53	Arthur Mathieu	FRA	Pro	10	Martinet by Alméras	FRA	Porsche 911 GT3 Cup	**1:51.228**	11	1:51.450	9	1:51.619	8	1:51.750	10	1:51.827	12
11	74	Victor Blugeon	FRA	Pro	11	ABM	FRA	Porsche 911 GT3 Cup	**1:51.243**	11	1:51.283	12	1:51.731	9	1:51.732	10	1:52.069	6
12	7	Jérôme Boullery	FRA	Pro-Am	1	Racing Technology	FRA	Porsche 911 GT3 Cup	**1:51.284**	11	1:51.360	9	1:51.459	8	1:51.839	10	1:51.839	12
13	2	Marc Guillot	FRA	Pro-Am	2	HERRERO Racing	FRA	Porsche 911 GT3 Cup	**1:51.387**	11	1:51.400	12	1:51.750	8	1:51.759	10	1:51.785	9
14	38	Sébastien Dussolliet	FRA	Pro-Am	3	ABM	FRA	Porsche 911 GT3 Cup	**1:51.534**	12	1:51.622	11	1:51.869	10	1:51.926	8	1:52.027	9
15	91	Alberto De Amicis	ITA	Pro-Am	4	EBI Motors	ITA	Porsche 911 GT3 Cup	**1:51.601**	11	1:51.757	12	1:51.766	9	1:52.054	10	1:52.304	6
16	59	Maxence Maurice	FRA	Pro-Am	5	IMSA LS Group Performance	FRA	Porsche 911 GT3 Cup	**1:51.697**	11	1:51.732	12	1:51.894	9	1:51.960	10	1:52.715	7
17	89	Bashar Mardini	CAN	Pro-Am	6	Tsunami RT	ITA	Porsche 911 GT3 Cup	**1:52.079**	8	1:52.156	12	1:52.282	11	1:52.350	6	1:52.380	10
18	911	Christophe Lapierre	FRA	Pro-Am	7	Martinet by Alméras	FRA	Porsche 911 GT3 Cup	**1:52.344**	8	1:52.461	11	1:52.536	6	1:52.635	12	1:52.773	10
19	12	Ludovic Loeul	FRA	Am	1	Porsche Lorient Racing	FRA	Porsche 911 GT3 Cup	**1:52.421**	10	1:52.477	12	1:52.543	11	1:52.737	7	1:53.588	6
20	73	Sébastien Poisson	FRA	Am	2	ABM	FRA	Porsche 911 GT3 Cup	**1:52.699**	12	1:52.802	11	1:53.012	10	1:53.030	7	1:53.150	8
21	24	Alexandre Leroy	BEL	Am	3	TFT Racing	FRA	Porsche 911 GT3 Cup	**1:52.794**	11	1:53.600	12	1:53.767	8	1:53.778	10	1:53.898	7
22	80	Johannes Zelger	ITA	Am	4	Tsunami RT	ITA	Porsche 911 GT3 Cup	**1:53.126**	12	1:53.185	8	1:53.386	11	1:53.433	7	1:53.762	10
23	8	Christian Jaquillard	CHE	Am	5	Racing Technology	FRA	Porsche 911 GT3 Cup	**1:53.409**	10	1:53.941	8	1:54.058	11	1:54.473	7	1:54.492	9
24	66	Gilles Colombani	FRA	Am	6	Team Clairet Sport	FRA	Porsche 911 GT3 Cup	**1:53.856**	6	1:53.866	8	1:54.433	7	1:54.801	10	1:54.899	5
25	78	Dominique Bastien	USA	Am	7	Speedlover	BEL	Porsche 911 GT3 Cup	**1:55.441**	6	1:55.683	10	1:55.837	8	1:55.891	7	1:56.014	11
26	49	Karim Ajlani	CHE	Am	8	ABM	FRA	Porsche 911 GT3 Cup										
27	56	Frédéric Ancel	FRA	Pro-Am	8	Porsche Lorient Racing	FRA	Porsche 911 GT3 Cup										

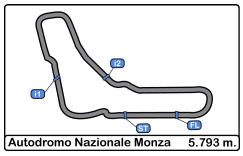

Autodromo Nazionale Monza
Porsche Carrera Cup France
Race - 2
Best 5 Top Speeds

PORSCHE CARRERA CUP FRANCE

Clas	Nº	Driver	Nat	Cat	Cls	Team	Nat	Vehicle	Top 1 Km/h	Top 1 Lap	Top 2 Km/h	Top 2 Lap	Top 3 Km/h	Top 3 Lap	Top 4 Km/h	Top 4 Lap	Top 5 Km/h	Top 5 Lap	Avg
1	38	Sébastien Dussolliet	FRA	Pro-Am	1	ABM	FRA	Porsche 911 GT3 Cup	276.9	9	261.5	11	260.2	12	257.1	13	252.9	10	261.7
2	29	Louis Rousset	FRA	Pro	1	Forestier Racing CLRT	FRA	Porsche 911 GT3 Cup	274.1	7	270.0	9	270.0	10	268.6	8	267.9	13	270.1
3	5	Mathys Jaubert	FRA	Pro	2	TFT Racing	FRA	Porsche 911 GT3 Cup	273.4	7	271.3	12	270.6	13	267.9	9	267.3	8	270.1
4	99	Benjamin Paque	BEL	Pro	3	Forestier Racing CLRT	FRA	Porsche 911 GT3 Cup	273.4	9	270.0	6	266.0	11	263.4	12	260.8	7	266.7
5	27	Marlon Hernandez	FRA	Pro	4	ABM	FRA	Porsche 911 GT3 Cup	270.6	12	270.6	13	268.6	9	268.6	11	265.3	8	268.8
6	1	Marvin Klein	FRA	Pro	5	TFT Racing	FRA	Porsche 911 GT3 Cup	270.0	6	270.0	10	266.6	12	264.7	11	264.0	13	267.0
7	22	Alessandro Ghiretti	FRA	Pro	6	Martinet by Alméras	FRA	Porsche 911 GT3 Cup	269.3	12	269.3	13	268.6	10	267.3	7	267.3	8	268.3
8	76	Louis Perrot	FRA	Pro	7	IMSA LS Group Performance	FRA	Porsche 911 GT3 Cup	268.6	8	267.3	2	267.3	11	266.6	7	266.0	6	267.1
9	2	Marc Guillot	FRA	Pro-Am	2	HERRERO Racing	FRA	Porsche 911 GT3 Cup	267.9	12	265.3	13	262.1	11	258.3	6	258.3	10	262.4
10	98	Dorian Boccolacci	FRA	Pro	8	Forestier Racing CLRT	FRA	Porsche 911 GT3 Cup	267.9	10	267.9	13	267.3	8	266.6	6	266.6	9	267.3
11	89	Bashar Mardini	CAN	Pro-Am	3	Tsunami RT	ITA	Porsche 911 GT3 Cup	266.6	12	262.7	13	261.5	10	260.2	9	260.2	11	262.2
12	74	Victor Blugeon	FRA	Pro	9	ABM	FRA	Porsche 911 GT3 Cup	266.0	6	266.0	13	264.0	12	263.4	10	262.7	11	264.4
13	911	Christophe Lapierre	FRA	Pro-Am	4	Martinet by Alméras	FRA	Porsche 911 GT3 Cup	266.0	10	266.0	11	264.0	13	260.2	6	260.2	12	263.3
14	59	Maxence Maurice	FRA	Pro-Am	5	IMSA LS Group Performance	FRA	Porsche 911 GT3 Cup	265.3	12	264.7	11	262.7	10	262.1	9	260.2	13	263.0
15	8	Christian Jaquillard	CHE	Am	1	Racing Technology	FRA	Porsche 911 GT3 Cup	264.7	7	264.0	10	254.1	9	246.5	6	246.5	13	255.2
16	77	Jérémy Sarhy	FRA	Pro	10	Racing Technology	FRA	Porsche 911 GT3 Cup	264.0	6	263.4	7	260.2	12	255.3	11	254.1	10	259.4
17	12	Ludovic Loeul	FRA	Am	2	Porsche Lorient Racing	FRA	Porsche 911 GT3 Cup	262.1	10	260.8	8	258.3	9	257.1	7	257.1	11	259.1
18	66	Gilles Colombani	FRA	Am	3	Team Clairet Sport	FRA	Porsche 911 GT3 Cup	262.1	10	261.5	8	260.8	12	257.7	9	251.7	6	258.8
19	73	Sébastien Poisson	FRA	Am	4	ABM	FRA	Porsche 911 GT3 Cup	262.1	8	255.9	6	255.9	7	254.7	10	254.1	9	256.5
20	24	Alexandre Leroy	BEL	Am	5	TFT Racing	FRA	Porsche 911 GT3 Cup	261.5	6	259.6	12	258.3	11	244.8	13	241.6	9	253.1
21	53	Arthur Mathieu	FRA	Pro	11	Martinet by Alméras	FRA	Porsche 911 GT3 Cup	260.8	11	260.2	9	258.9	8	258.3	12	258.3	13	259.3
22	91	Alberto De Amicis	ITA	Pro-Am	6	EBI Motors	ITA	Porsche 911 GT3 Cup	260.8	8	254.7	7	253.5	12	252.9	13	249.4	2	254.2
23	7	Jérôme Boullery	FRA	Pro-Am	7	Racing Technology	FRA	Porsche 911 GT3 Cup	256.5	7	255.9	2	253.5	11	251.1	9	250.5	6	253.5
24	80	Johannes Zelger	ITA	Am	6	Tsunami RT	ITA	Porsche 911 GT3 Cup	256.5	6	255.9	8	255.9	11	251.1	9	251.1	12	254.1
25	78	Dominique Bastien	USA	Am	7	Speedlover	BEL	Porsche 911 GT3 Cup	243.7	6	243.7	7	242.6	8	240.5	12	234.7	10	241.1
26	56	Frédéric Ancel	FRA	Pro-Am	8	Porsche Lorient Racing	FRA	Porsche 911 GT3 Cup	217.3	1									217.3
27	49	Karim Ajlani	CHE	Am	8	ABM	FRA	Porsche 911 GT3 Cup	204.9	1									204.9

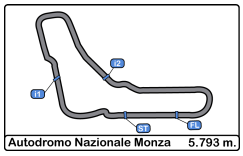

Autodromo Nazionale Monza
Porsche Carrera Cup France
Race - 2
Fastest Laps Sequence

Lap	Time of Day	Session Time	Nº	Driver	Nat	Cat	Team	Nat	Vehicle	Time	Km/h
5	12:27:24.487	12:40.487	**98**	Dorian Boccolacci	FRA	Pro	Forestier Racing CLRT	FRA	Porsche 911 GT3	**1:50.386**	188.9
6	12:29:14.410	14:30.410	**98**	Dorian Boccolacci	FRA	Pro	Forestier Racing CLRT	FRA	Porsche 911 GT3	**1:49.923**	189.7
7	12:31:04.332	16:20.332	**98**	Dorian Boccolacci	FRA	Pro	Forestier Racing CLRT	FRA	Porsche 911 GT3	**1:49.922**	189.7
9	12:34:44.146	20:00.146	**98**	Dorian Boccolacci	FRA	Pro	Forestier Racing CLRT	FRA	Porsche 911 GT3	**1:49.732**	190.0

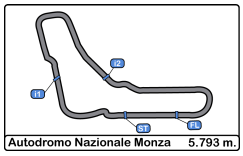

Autodromo Nazionale Monza
Porsche Carrera Cup France
Race - 2
Event Best Maximum Speed

Nº	Driver	Nat	Cat	Clas	Team	Nat	Vehicle	Km/h	Session
38	Sébastien Dussolliet	FRA	Pro-Am	1	ABM	FRA	Porsche 911 GT3	276.9	Race - 2
99	Benjamin Paque	BEL	Pro	1	Forestier Racing CLRT	FRA	Porsche 911 GT3	274.1	Qualifying
29	Louis Rousset	FRA	Pro	2	Forestier Racing CLRT	FRA	Porsche 911 GT3	274.1	Race - 2
2	Marc Guillot	FRA	Pro-Am	2	HERRERO Racing	FRA	Porsche 911 GT3	273.4	Private test
5	Mathys Jaubert	FRA	Pro	3	TFT Racing	FRA	Porsche 911 GT3	273.4	Race - 2
53	Arthur Mathieu	FRA	Pro	4	Martinet by Alméras	FRA	Porsche 911 GT3	272.7	Private test
22	Alessandro Ghiretti	FRA	Pro	5	Martinet by Alméras	FRA	Porsche 911 GT3	272.0	Private test
27	Marlon Hernandez	FRA	Pro	6	ABM	FRA	Porsche 911 GT3	272.0	Qualifying
56	Frédéric Ancel	FRA	Pro-Am	3	Porsche Lorient Racing	FRA	Porsche 911 GT3	271.3	Private test
59	Maxence Maurice	FRA	Pro-Am	4	IMSA LS Group Performance	FRA	Porsche 911 GT3	271.3	Private test
76	Louis Perrot	FRA	Pro	7	IMSA LS Group Performance	FRA	Porsche 911 GT3	271.3	Private test
74	Victor Blugeon	FRA	Pro	8	ABM	FRA	Porsche 911 GT3	270.6	Private test
1	Marvin Klein	FRA	Pro	9	TFT Racing	FRA	Porsche 911 GT3	270.6	Qualifying
98	Dorian Boccolacci	FRA	Pro	10	Forestier Racing CLRT	FRA	Porsche 911 GT3	270.0	Qualifying
24	Alexandre Leroy	BEL	Am	1	TFT Racing	FRA	Porsche 911 GT3	269.3	Private test
7	Jérôme Boullery	FRA	Pro-Am	5	Racing Technology	FRA	Porsche 911 GT3	269.3	Private test
73	Sébastien Poisson	FRA	Am	2	ABM	FRA	Porsche 911 GT3	269.3	Qualifying
66	Gilles Colombani	FRA	Am	3	Team Clairet Sport	FRA	Porsche 911 GT3	268.6	Private test
911	Christophe Lapierre	FRA	Pro-Am	6	Martinet by Alméras	FRA	Porsche 911 GT3	268.6	Qualifying
89	Bashar Mardini	CAN	Pro-Am	7	Tsunami RT	ITA	Porsche 911 GT3	267.9	Private test
49	Karim Ajlani	CHE	Am	4	ABM	FRA	Porsche 911 GT3	267.9	Qualifying
12	Ludovic Loeul	FRA	Am	5	Porsche Lorient Racing	FRA	Porsche 911 GT3	267.3	Private test
921	Fernando Monje	ESP	Pro	11	Martinet by Alméras	FRA	Porsche 911 GT3	267.3	Private test
77	Jérémy Sarhy	FRA	Pro	12	Racing Technology	FRA	Porsche 911 GT3	266.0	Private test
91	Alberto De Amicis	ITA	Pro-Am	8	EBI Motors	ITA	Porsche 911 GT3	265.3	Qualifying
8	Christian Jaquillard	CHE	Am	6	Racing Technology	FRA	Porsche 911 GT3	264.7	Race - 2
80	Johannes Zelger	ITA	Am	7	Tsunami RT	ITA	Porsche 911 GT3	260.2	Qualifying
78	Dominique Bastien	USA	Am	8	Speedlover	BEL	Porsche 911 GT3	250.5	Qualifying

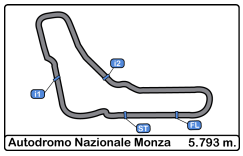

Autodromo Nazionale Monza

Porsche Carrera Cup France

Race - 2

Lap Chart

PORSCHE CARRERA CUP FRANCE

LAP

Nr	Pos	Grid	1	2	3	4	5	6	7	8	9	10	11	12	13	14
98	**1**	98	98	98	98	98	98	98	98	98	98	98	98	98	98	98
99	**2**	99	22	22	22	22	22	22	22	22	22	22	22	22	22	22
1	**3**	1	76	76	76	76	76	76	76	76	76	76	76	76	76	76
22	**4**	22	99	99	99	99	99	99	99	99	99	99	99	99	99	99
76	**5**	76	29	29	29	29	5	5	5	5	5	5	5	5	5	5
29	**6**	29	5	5	5	5	29	29	29	29	29	29	29	29	1	1
5	**7**	5	77	77	77	77	1	27	27	27	1	1	1	1	27	27
27	**8**	27	1	1	1	1	27	77	77	1	27	27	27	27	77	77
77	**9**	77	27	27	27	27	77	1	1	77	77	77	77	77	53	53
53	**10**	53	53	53	53	53	53	7	53	53	53	53	53	53	7	7
91	**11**	91	7	7	7	7	7	53	7	7	7	7	7	7	2	2
7	**12**	7	91	91	91	91	2	2	2	2	2	2	2	2	74	74
74	**13**	74	2	2	2	2	74	74	74	74	74	74	74	74	38	38
2	**14**	2	74	74	74	74	91	91	91	89	38	38	38	38	91	91
89	**15**	89	89	89	89	89	89	89	89	38	91	91	91	91	59	59
38	**16**	38	38	38	38	38	38	38	38	91	59	59	59	59	73	73
59	**17**	59	59	59	59	59	59	59	59	59	73	73	73	73	12	12
73	**18**	73	73	73	73	73	73	73	73	73	12	12	12	12	911	911
56	**19**	56	80	80	80	80	80	12	12	12	911	911	911	911	80	80
24	**20**	24	12	12	12	12	12	80	80	80	80	80	80	80	89	89
80	**21**	80	66	66	66	66	66	66	911	911	66	24	24	24	24	24
49	**22**	49	8	8	8	8	911	911	66	66	24	66	89	89	29	29
8	**23**	8	78	78	78	78	8	24	24	24	8	8	66	8	8	8
78	**24**	78	911	911	911	911	24	8	8	8	89	89	8	78	78	78
66	**25**	66	24	24	24	24	78	78	78	78	78	78	78			
12	**26**	12														
911	**27**	911														

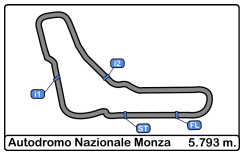

Autodromo Nazionale Monza

Porsche Carrera Cup France

Race - 2

Graphic Lap Chart

PORSCHE CARRERA CUP FRANCE

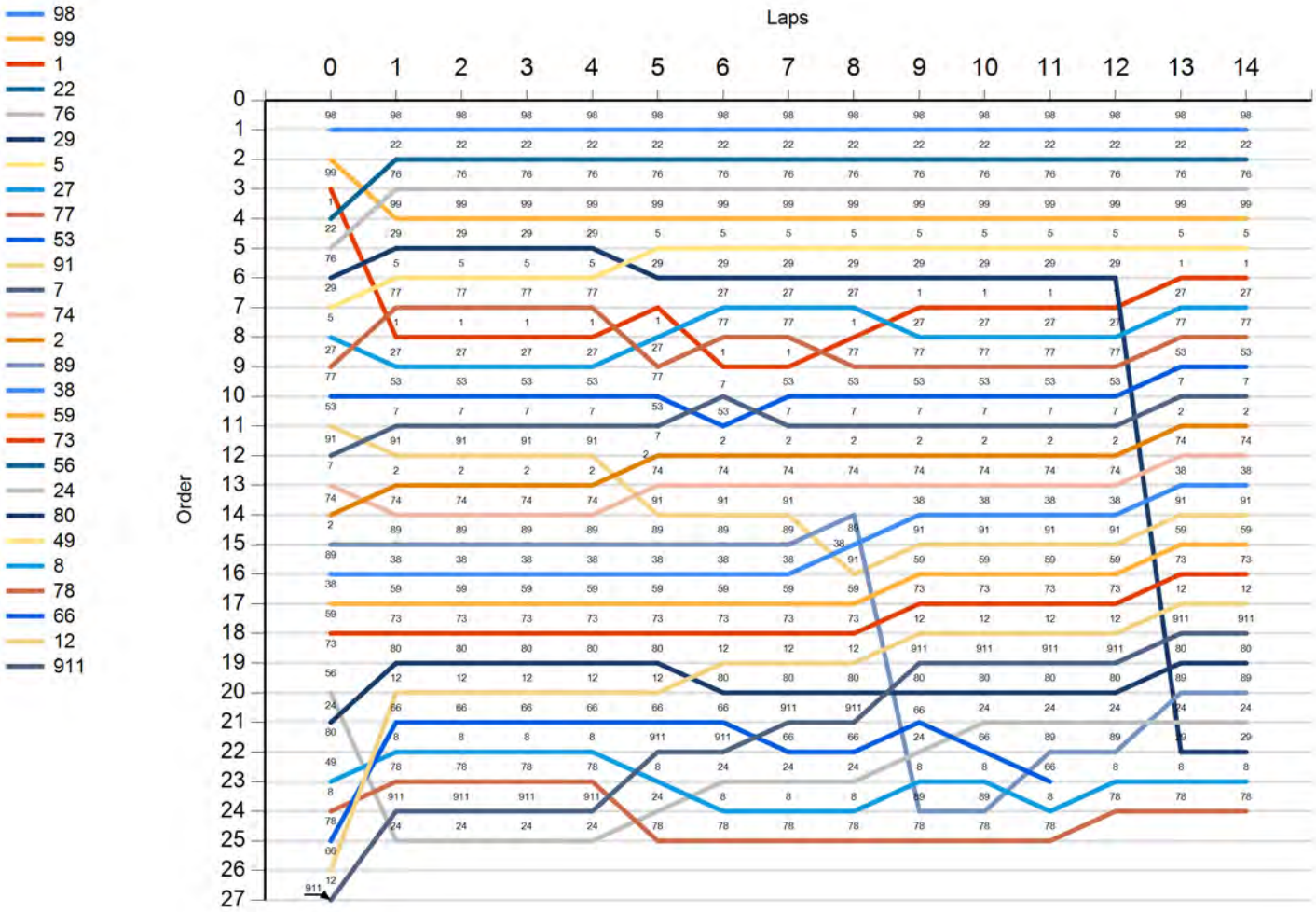

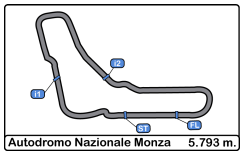

Autodromo Nazionale Monza
Porsche Carrera Cup France
Race - 2
Pit Stop Analysis

Ord.	Nr.	In Day Time	Driver	Nat	Cat	Team	Nat	Vehicle	In Time	Stop Nº	Pit Time	Handicap	Dif.

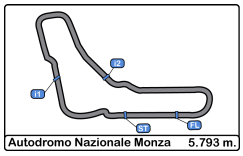

Autodromo Nazionale Monza
Porsche Carrera Cup France
Race - 2
Weather Report

PORSCHE CARRERA CUP FRANCE

Air Temperature

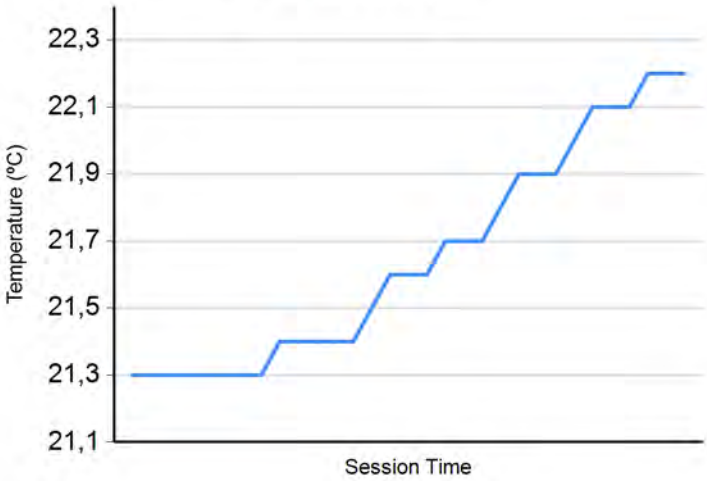

Track Temperature

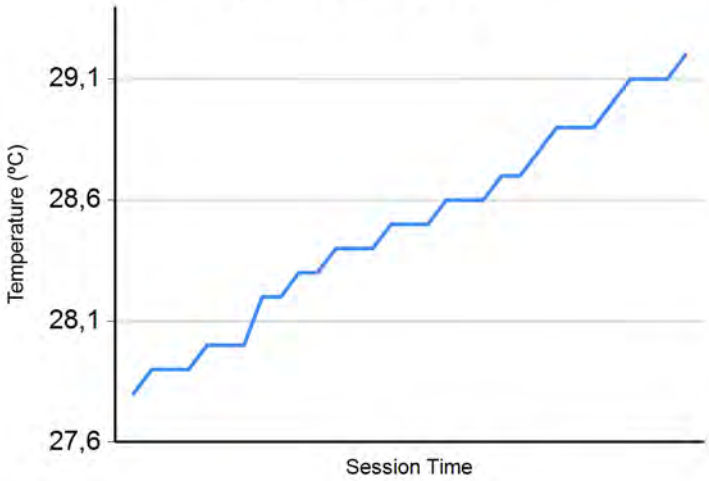

Humidity

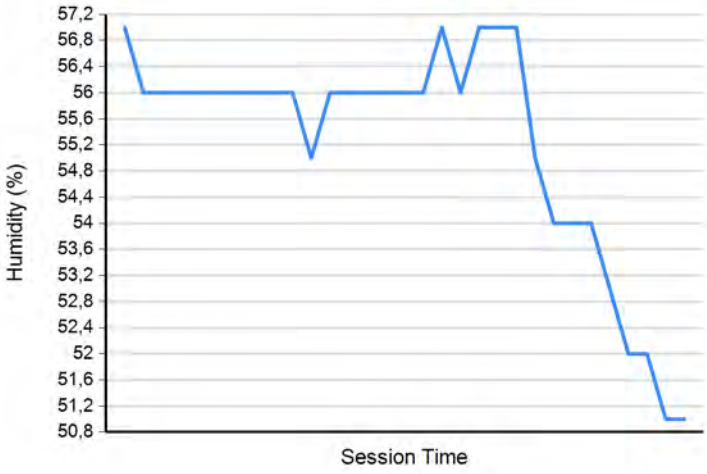

Pressure

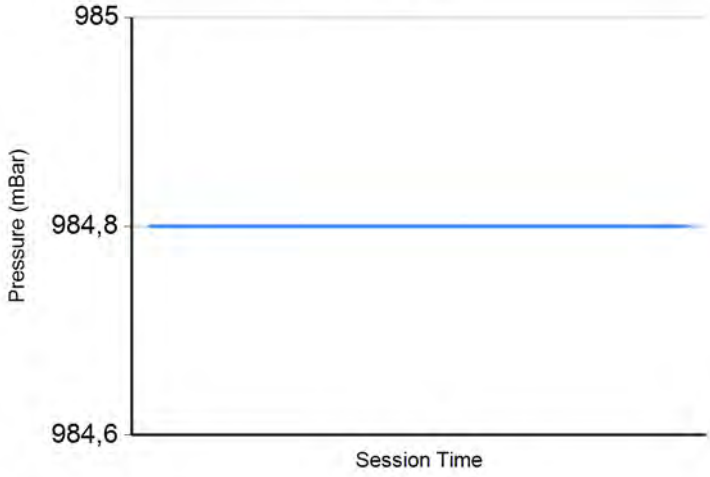

Wind Speed

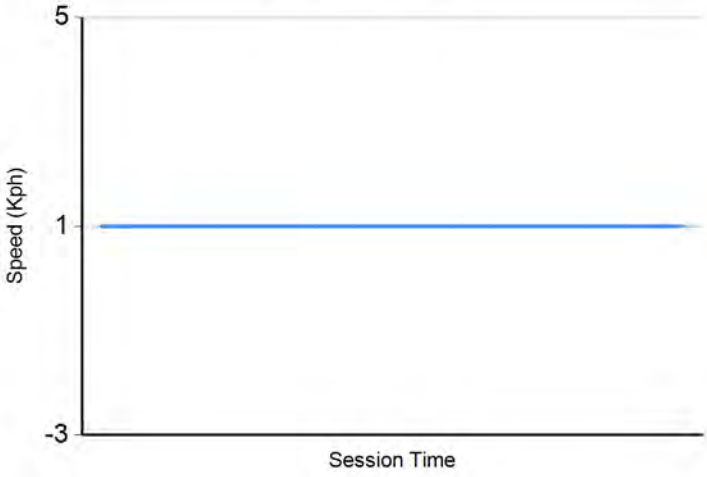

Wind direction

North = 0º/360º Est = 90º South = 180º West= 270º

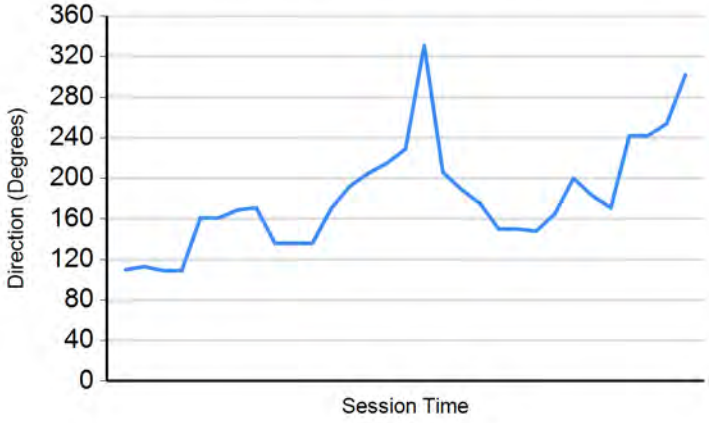

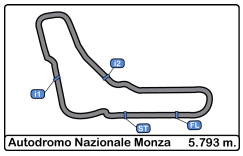

Autodromo Nazionale Monza
Porsche Carrera Cup France
Race - 2
Final Results

Clas	Nº	Driver	Nat	Cat	Clas	Team	Nat	Vehicle	Laps	Total Time	Gap	Interval	Km/h	Best	Time	Km/h
1	98	Dorian Boccolacci	FRA	Pro	1	Forestier Racing CLRT	FRA	Porsche 911 GT3	14	**31:08.297**			156.2	9	1:49.732	190.0
2	22	Alessandro Ghiretti	FRA	Pro	2	Martinet by Alméras	FRA	Porsche 911 GT3	14	**31:08.626**	0.329	0.329	156.2	9	1:50.236	189.1
3	76	Louis Perrot	FRA	Pro	3	IMSA LS Group Performance	FRA	Porsche 911 GT3	14	**31:09.201**	0.904	0.575	156.1	12	1:50.147	189.3
4	5	Mathys Jaubert	FRA	Pro	4	TFT Racing	FRA	Porsche 911 GT3	14	**31:09.882**	1.585	0.681	156.1	12	1:50.819	188.1
5	1	Marvin Klein	FRA	Pro	5	TFT Racing	FRA	Porsche 911 GT3	14	**31:10.128**	1.831	0.246	156.1	9	1:50.178	189.2
6	27	Marlon Hernandez	FRA	Pro	6	ABM	FRA	Porsche 911 GT3	14	**31:10.329**	2.032	0.201	156.1	11	1:50.641	188.4
7	77	Jérémy Sarhy	FRA	Pro	7	Racing Technology	FRA	Porsche 911 GT3	14	**31:10.841**	2.544	0.512	156.0	10	1:50.720	188.3
8	53	Arthur Mathieu	FRA	Pro	8	Martinet by Alméras	FRA	Porsche 911 GT3	14	**31:11.446**	3.149	0.605	156.0	11	1:51.228	187.4
9	7	Jérôme Boullery	FRA	Pro-Am	1	Racing Technology	FRA	Porsche 911 GT3	14	**31:11.884**	3.587	0.438	155.9	11	1:51.284	187.4
10	2	Marc Guillot	FRA	Pro-Am	2	HERRERO Racing	FRA	Porsche 911 GT3	14	**31:12.035**	3.738	0.151	155.9	11	1:51.387	187.2
11	74	Victor Blugeon	FRA	Pro	9	ABM	FRA	Porsche 911 GT3	14	**31:12.303**	4.006	0.268	155.9	11	1:51.243	187.4
12	38	Sébastien Dussolliet	FRA	Pro-Am	3	ABM	FRA	Porsche 911 GT3	14	**31:12.907**	4.610	0.604	155.8	12	1:51.534	186.9
13	91	Alberto De Amicis	ITA	Pro-Am	4	EBI Motors	ITA	Porsche 911 GT3	14	**31:13.203**	4.906	0.296	155.8	11	1:51.601	186.8
14	59	Maxence Maurice	FRA	Pro-Am	5	IMSA LS Group Performance	FRA	Porsche 911 GT3	14	**31:14.378**	6.081	1.175	155.7	11	1:51.697	186.7
15	99 *	Benjamin Paque	BEL	Pro	10	Forestier Racing CLRT	FRA	Porsche 911 GT3	14	**31:14.471**	6.174	0.093	155.7	10	1:50.348	188.9
16	73	Sébastien Poisson	FRA	Am	1	ABM	FRA	Porsche 911 GT3	14	**31:14.968**	6.671	0.497	155.7	12	1:52.699	185.0
17	12	Ludovic Loeul	FRA	Am	2	Porsche Lorient Racing	FRA	Porsche 911 GT3	14	**31:16.518**	8.221	1.550	155.5	10	1:52.421	185.5
18	911	Christophe Lapierre	FRA	Pro-Am	6	Martinet by Alméras	FRA	Porsche 911 GT3	14	**31:17.828**	9.531	1.310	155.4	8	1:52.344	185.6
19	80	Johannes Zelger	ITA	Am	3	Tsunami RT	ITA	Porsche 911 GT3	14	**31:21.180**	12.883	3.352	155.2	12	1:53.126	184.3
20	89	Bashar Mardini	CAN	Pro-Am	7	Tsunami RT	ITA	Porsche 911 GT3	14	**31:24.339**	16.042	3.159	154.9	8	1:52.079	186.0
21	24	Alexandre Leroy	BEL	Am	4	TFT Racing	FRA	Porsche 911 GT3	14	**31:24.578**	16.281	0.239	154.9	11	1:52.794	184.8
22	29	Louis Rousset	FRA	Pro	11	Forestier Racing CLRT	FRA	Porsche 911 GT3	14	**31:24.935**	16.638	0.357	154.8	12	1:50.677	188.4
23	8	Christian Jaquillard	CHE	Am	5	Racing Technology	FRA	Porsche 911 GT3	14	**31:25.421**	17.124	0.486	154.8	10	1:53.409	183.8
24	78	Dominique Bastien	USA	Am	6	Speedlover	BEL	Porsche 911 GT3	14	**31:25.501**	17.204	0.080	154.8	6	1:55.441	180.6
Not classified:																
	66	Gilles Colombani	FRA	Am		Team Clairet Sport	FRA	Porsche 911 GT3	11	**24:21.998**	3 Laps	3 Laps	156.9	6	1:53.856	183.1
	56	Frédéric Ancel	FRA	Pro-Am		Porsche Lorient Racing	FRA	Porsche 911 GT3								
	49	Karim Ajlani	CHE	Am		ABM	FRA	Porsche 911 GT3								

Fastest lap Dorian Boccolacci in 1:49.732 at 190.0 Km/h in lap 9

*** PENALTIES**

CAR99 - 5SEC TIME PENALTY - ABUSING TRACK LIMITS

Published at:.....

Track Temp: **29.2 °C** Air Temp: **22.2 °C** Humidity: **51 %** Track Status: **DRY**

Stewards:

Timekeeper:

Luis García

JOB-1605-ESP/M