



Real Federación Española  
de Automovilismo



# GT Cup Europe

Round 4

Autodromo Nazionale Monza


21<sup>th</sup> – 24<sup>th</sup> September 2023

*Results booklet*



Provided by Cronococa S.L.  
[www.cronococa.com](http://www.cronococa.com)





# Autodromo Nazionale Monza

## GT Cup Europe

### Free Practice - 1

#### Provisional Results



Autodromo Nazionale Monza 5.793 m.

Cls	N°	Entrant/Team	Nat	Driver 1	Nat	Driver 2	Nat	Vehicle	Cat	Cls	Laps	Best	Time	Gap	Interval	Km/h
1	80	Mertel Motorsport	DEU	Iván Velasco	ESP	Jorge Cabezas	ESP	Ferrari 488 Challenge Evo	PROAM	1	10	7	2:07.228			163.9
2	19	Mertel Motorsport	DEU	Stefano Bozzoni	ITA	Fernando Navarrete	ESP	Ferrari 488 Challenge Evo	AM	1	9	7	2:09.023	1.795	1.795	161.6
3	77	EST1 Racing	EST	Indrek Jaaska	EST			Porsche 992 GT3 Cup	AM	2	10	8	2:09.419	2.191	0.396	161.1
4	52	Q1-trackracing	BEL	Xander Przybylak	BEL	Laurent Vandervelde	BEL	Porsche 992 GT3 Cup	AM	3	10	9	2:09.728	2.500	0.309	160.7
5	81	Mertel Motorsport	DEU	Luca Ludwig	GBR	Steven Liquorish	GBR	Ferrari 488 Challenge Evo	PROAM	2	9	8	2:11.300	4.072	1.572	158.8
6	69	Kessel Racing	CHE	Alexandre Bochez	CHE	Mikaël Bochez	CHE	Ferrari 488 Challenge Evo	AM	4	8	7	2:12.387	5.159	1.087	157.5
7	14	Ghinzani Arco Motorsport	ITA	Maurizio Fondi	ITA	Laura Van den Hengel	NLD	Porsche 992 GT3 Cup	AM	5	10	9	2:12.734	5.506	0.347	157.1
8	21	Camil Perian / R01 Racing by Varu Nicu	ROU	Camil Perian	ROU	Florin Tincescu	ROU	Porsche 911 GT3 Cup gen 2	AM	6	9	4	2:15.153	7.925	2.419	154.3
9	71	GDL Racing	USA	Jim Michaelian	USA			Porsche 911 GT3 Cup gen 2	AM	7	8	6	2:27.395	20.167	12.242	141.4
10	11	Fabio Fabiani / SP Racing	ITA	Fabio Fabiani	ITA	Stefano Zerbi	ITA	Porsche 911 GT3 Cup gen 2	AM	8	3	2	2:28.205	20.977	0.810	140.7

#### \* PENALTIES

CAR 80 TIME 2:08.622 DELETED CUTTING T4-5

CAR 19 TIME 2:14.673 DELETED CUTTING T4-5

CAR 80 TIME 2:07.603 DELETED CUTTING T4-5

CAR 19 TIME 2:09.934 DELETED CUTTING T4-5

CAR 19 TIME 2:16.213 DELETED CUTTING T4-5

CAR 77 TIME 2:15.748 DELETED CUTTING T4-5

CAR 80 TIME 2:07.929 DELETED CUTTING T4-5

CAR 71 TIME 2:19.994 DELETED CUTTING T4-5

Published at:.....

Track Temp: 22.3 °C Air Temp: 19.9 °C Humidity: 92 % Track Status: WET


Race Director:

Timekeeper:

Luis Garcia

JOB-1605-ESP/M





**Autodromo Nazionale Monza**  
**GT Cup Europe**  
**Free Practice - 1**  
**Provisional Results by Category**



PROAM																
Cls	N°	Entrant/Team	Nat	Driver 1	Nat	Driver 2	Nat	Vehicle	Cat	Cls	Laps	Best	Time	Gap	Interval	Km/h
1	80	Mertel Motorsport	DEU	Iván Velasco	ESP	Jorge Cabezas	ESP	Ferrari 488 Challenge Evo	PROAM	1	10	7	2:07.228			163.9
2	81	Mertel Motorsport	DEU	Luca Ludwig	DEU	Steven Liquorish	GBR	Ferrari 488 Challenge Evo	PROAM	2	9	8	2:11.300	4.072	4.072	158.8

AM																
Cls	N°	Entrant/Team	Nat	Driver 1	Nat	Driver 2	Nat	Vehicle	Cat	Cls	Laps	Best	Time	Gap	Interval	Km/h
1	19	Mertel Motorsport	DEU	Stefano Bozzoni	ITA	Fernando Navarrete	ESP	Ferrari 488 Challenge Evo	AM	1	9	7	2:09.023			161.6
2	77	EST1 Racing	EST	Indrek Jaaska	EST			Porsche 992 GT3 Cup	AM	2	10	8	2:09.419	0.396	0.396	161.1
3	52	Q1-trackracing	BEL	Xander Przybylak	BEL	Laurent Vandervelde	BEL	Porsche 992 GT3 Cup	AM	3	10	9	2:09.728	0.705	0.309	160.7
4	69	Kessel Racing	CHE	Alexandre Bochez	CHE	Mikaël Bochez	CHE	Ferrari 488 Challenge Evo	AM	4	8	7	2:12.387	3.364	2.659	157.5
5	14	Ghinzani Arco Motorsport	ITA	Maurizio Fondi	ITA	Laura Van den Hengel	NLD	Porsche 992 GT3 Cup	AM	5	10	9	2:12.734	3.711	0.347	157.1
6	21	Camil Perian / R01 Racing by Varu Nicu	ROU	Camil Perian	ROU	Florin Tinescu	ROU	Porsche 911 GT3 Cup gen 2	AM	6	9	4	2:15.153	6.130	2.419	154.3
7	71	GDL Racing	USA	Jim Michaelian	USA			Porsche 911 GT3 Cup gen 2	AM	7	8	6	2:27.395	18.372	12.242	141.4
8	11	Fabio Fabiani / SP Racing	ITA	Fabio Fabiani	ITA	Stefano Zerbi	ITA	Porsche 911 GT3 Cup gen 2	AM	8	3	2	2:28.205	19.182	0.810	140.7

**\* PENALTIES**

- CAR 80 TIME 2:08.622 DELETED CUTTING T4-5
- CAR 19 TIME 2:14.673 DELETED CUTTING T4-5
- CAR 80 TIME 2:07.603 DELETED CUTTING T4-5
- CAR 19 TIME 2:09.934 DELETED CUTTING T4-5
- CAR 19 TIME 2:16.213 DELETED CUTTING T4-5
- CAR 77 TIME 2:15.748 DELETED CUTTING T4-5
- CAR 80 TIME 2:07.929 DELETED CUTTING T4-5
- CAR 71 TIME 2:19.994 DELETED CUTTING T4-5

Published at:.....


Track Temp: **22.3 °C** Air Temp: **19.9 °C** Humidity: **92 %** Track Status: **WET**

**Race Director:**

**Timekeeper:** Luis Garcia

*[Signature]*  
JOB-1605-ESP/M





**Autodromo Nazionale Monza**  
**GT Cup Europe**  
**Free Practice - 1**  
**Provisional Results by Class**



GT Open Cup Europe																
Cls	N°	Entrant/Team	Nat	Driver 1	Nat	Driver 2	Nat	Vehicle	Cat	Cls	Laps	Best	Time	Gap	Interval	Km/h
1	80	Mertel Motorsport	DEU	Iván Velasco	ESP	Jorge Cabezas	ESP	Ferrari 488 Challenge Evo	GT Cup	1	10	7	2:07.228			163.9
2	19	Mertel Motorsport	EST	Stefano Bozzoni	ITA	Fernando Navarrete	ESP	Ferrari 488 Challenge Evo	GT Cup	2	9	7	2:09.023	1.795	1.795	161.6
3	77	EST1 Racing	EST	Indrek Jaaska	EST			Porsche 992 GT3 Cup	GT Cup	3	10	8	2:09.419	2.191	0.396	161.1
4	52	Q1-trackracing	BEL	Xander Przybylak	BEL	Laurent Vandervelde	BEL	Porsche 992 GT3 Cup	GT Cup	4	10	9	2:09.728	2.500	0.309	160.7
5	81	Mertel Motorsport	DEU	Luca Ludwig	GBR	Steven Liquorish	GBR	Ferrari 488 Challenge Evo	GT Cup	5	9	8	2:11.300	4.072	1.572	158.8
6	69	Kessel Racing	CHE	Alexandre Bochez	CHE	Mikaël Bochez	CHE	Ferrari 488 Challenge Evo	GT Cup	6	8	7	2:12.387	5.159	1.087	157.5
7	14	Ghinzani Arco Motorsport	ITA	Maurizio Fondi	ITA	Laura Van den Hengel	IND	Porsche 992 GT3 Cup	GT Cup	7	10	9	2:12.734	5.506	0.347	157.1
8	21	Camil Perian / R01 Racing by Varu Nicu	ROU	Camil Perian	ROU	Florin Tincescu	ROU	Porsche 911 GT3 Cup gen 2	GT Cup	8	9	4	2:15.153	7.925	2.419	154.3
9	71	GDL Racing	USA	Jim Michaelian	USA			Porsche 911 GT3 Cup gen 2	GT Cup	9	8	6	2:27.395	20.167	12.242	141.4
10	11	Fabio Fabiani / SP Racing	ITA	Fabio Fabiani	ITA	Stefano Zerbi	ITA	Porsche 911 GT3 Cup gen 2	GT Cup	10	3	2	2:28.205	20.977	0.810	140.7

**\* PENALTIES**

- CAR 80 TIME 2:08.622 DELETED CUTTING T4-5
- CAR 19 TIME 2:14.673 DELETED CUTTING T4-5
- CAR 80 TIME 2:07.603 DELETED CUTTING T4-5
- CAR 19 TIME 2:09.934 DELETED CUTTING T4-5
- CAR 19 TIME 2:16.213 DELETED CUTTING T4-5
- CAR 77 TIME 2:15.748 DELETED CUTTING T4-5
- CAR 80 TIME 2:07.929 DELETED CUTTING T4-5
- CAR 71 TIME 2:19.994 DELETED CUTTING T4-5

Published at:.....


Track Temp: **22.3 °C** Air Temp: **19.9 °C** Humidity: **92 %** Track Status: **WET**

**Race Director:**

**Timekeeper:** Luis Garcia

*(Signature)*  
JOB-1605-ESP/M





**Autodromo Nazionale Monza**  
**GT Cup Europe**  
**Free Practice - 1**  
**Lap Analysis**



<b>11</b>	Fabio Fabiani	Porsche 911 GT3 Cup gen 2	<b>52</b>	Xander Przybylak	Porsche 992 GT3 Cup
AM	Stefano Zerbi	Fabio Fabiani / SP Racing	AM	Laurent Vandervelde	Q1-trackracing

Lap	D	Time	Sector 1	Sector 2	Sector 3	T. Spd	Elapsed	Lap	D	Time	Sector 1	Sector 2	Sector 3	T. Spd	Elapsed
1		17:58:30.335	17:56:51.579	48.767	49.989	146.9	17:58:30.335	1		17:58:02.696	17:56:19.238	54.736	48.722	81.0	17:58:02.696
2		2:28.205 P	42.624	48.207	57.374	177.0	18:00:58.540	2		2:19.262	43.656	47.432	48.174	168.2	18:00:21.958
3		6:41.543 P	4:40.573	50.823	1:10.147	163.6	18:07:40.083	3		2:15.513	42.133	46.559	46.821	181.8	18:02:37.471

<b>14</b>	Maurizio Fondi	Porsche 992 GT3 Cup	<b>69</b>	Alexandre Bochez	Ferrari 488 Challenge Evo
AM	Laura Van den Hengel	Ghinzani Arco Motorsport	AM	Mikaël Bochez	Kessel Racing

Lap	D	Time	Sector 1	Sector 2	Sector 3	T. Spd	Elapsed	Lap	D	Time	Sector 1	Sector 2	Sector 3	T. Spd	Elapsed
1		17:58:23.000	17:56:26.253	1:00.284	56.463	96.8	17:58:23.000	4		2:13.477	41.335	45.627	46.515	181.2	18:04:50.948
2		2:31.805	46.189	50.945	54.671	144.7	18:00:54.805	5		2:11.709	40.645	44.998	46.066	187.5	18:07:02.657
3		2:22.038	43.764	48.999	49.275	171.4	18:03:16.843	6		2:13.936	40.396	45.659	47.881	208.0	18:09:16.593
4		2:19.560	41.788	48.652	49.120	185.2	18:05:36.403	7		2:17.832 P	39.852	44.615	53.365	223.6	18:11:34.425
5		2:17.375	40.913	48.083	48.379	194.5	18:07:53.778	8		3:04.136	1:33.806	44.858	45.472	204.9	18:14:38.561
6		2:20.019	43.813	48.101	48.105	166.1	18:10:13.797	9		2:09.728	39.407	44.368	45.953	208.8	18:16:48.289
7		2:16.650	41.246	47.309	48.095	193.8	18:12:30.447	10		2:37.513 P	44.536	47.942	1:05.035	149.1	18:19:25.802
8		2:19.332	45.395	46.217	47.720	175.8	18:14:49.779								
9		2:12.734	39.851	45.883	47.000	210.9	18:17:02.513								
10		2:35.781 P	40.131	48.658	1:06.992	197.4	18:19:38.294								

<b>19</b>	Stefano Bozzoni	Ferrari 488 Challenge Evo	<b>71</b>	Jim Michaelian	Porsche 911 GT3 Cup gen 2
AM	Fernando Navarrete	Mertel Motorsport	AM		GDL Racing

Lap	D	Time	Sector 1	Sector 2	Sector 3	T. Spd	Elapsed	Lap	D	Time	Sector 1	Sector 2	Sector 3	T. Spd	Elapsed
1		17:57:54.936	17:56:15.572	49.264	50.100	95.4	17:57:54.936	1		17:58:29.999 P	17:56:15.923	1:00.678	1:13.398	95.2	17:58:29.999
2		2:44.673	42.709	45.869	46.095	155.1	18:00:09.609	2		3:47.777	2:01.773	54.305	51.699	142.1	18:02:17.776
3		2:12.796	40.824	45.724	46.248	180.3	18:02:22.405	3		3:04.631	1:21.492	51.381	51.758	160.7	18:05:22.407
4		2:09.934	40.508	43.375	46.051	179.7	18:04:32.339	4		2:30.389	47.157	50.685	52.547	166.4	18:07:52.796
5		2:46.243 P	40.209	43.055	52.949	201.4	18:06:48.552	5		2:31.283	46.715	52.176	52.392	172.2	18:10:24.079
6		4:16.503	2:45.188	45.871	45.444	177.9	18:11:05.055	6		2:27.395	44.923	52.661	49.811	164.8	18:12:51.474
7		2:09.023	39.712	44.111	45.200	194.5	18:13:14.078	7		2:40.094	42.114	47.980	49.900	188.1	18:15:11.468
8		2:09.954	39.079	45.341	45.534	198.5	18:15:24.032	8		2:37.388 P	43.457	48.754	1:05.177	163.8	18:17:48.856
9		2:21.521 P	40.111	44.779	56.631	193.8	18:17:45.553								

<b>21</b>	Camil Perian	Porsche 911 GT3 Cup gen 2	<b>77</b>	Indrek Jaaska	Porsche 992 GT3 Cup
AM	Florin Tincescu	Camil Perian / R01 Racing by Varu	AM		EST1 Racing

Lap	D	Time	Sector 1	Sector 2	Sector 3	T. Spd	Elapsed	Lap	D	Time	Sector 1	Sector 2	Sector 3	T. Spd	Elapsed
1		17:58:25.541	17:56:35.976	58.367	51.198	99.2	17:58:25.541	1		17:58:11.178	17:56:26.726	51.736	52.716	91.3	17:58:11.178
2		2:27.354	46.489	50.603	50.262	166.4	18:00:52.895	2		2:18.288	41.561	49.070	47.657	217.7	18:00:29.466
3		2:17.714	42.225	47.921	47.568	188.4	18:03:10.609	3		2:19.833	41.903	50.192	47.738	218.1	18:02:49.299
4		2:15.153	41.487	46.588	47.078	210.9	18:05:25.762	4		2:15.467	40.762	47.400	47.305	215.1	18:05:04.766
5		2:15.647	42.779	45.784	47.084	190.1	18:07:41.409	5		2:45.748	41.742	44.453	49.553	192.5	18:07:20.514
6		2:20.676 P	40.446	45.887	54.343	215.5	18:10:02.085	6		2:10.185	39.189	44.815	46.181	200.3	18:09:30.699
7		4:10.391	2:38.650	45.636	46.105	182.1	18:14:12.476	7		2:09.568	39.277	44.968	45.323	206.5	18:11:40.267
8		2:19.634	46.872	45.844	46.918	251.1	18:16:32.110	8		2:09.419	39.551	44.676	45.192	188.8	18:13:49.686
9		2:23.701 P	40.658	46.563	56.480	223.1	18:18:55.811	9		2:09.460	39.078	44.595	45.787	225.9	18:15:59.146
								10		4:39.236 P	2:53.322	48.398	57.516	211.7	18:20:38.382







**Autodromo Nazionale Monza**  
**GT Cup Europe**  
**Free Practice - 1**  
**Lap Analysis**



**80** Iván Velasco Ferrari 488 Challenge Evo

PROAM Jorge Cabezas Mertel Motorsport


Lap	D	Time	Sector 1	Sector 2	Sector 3	T. Spd	Elapsed
1		17:57:53.471	17:56:16.040	49.333	48.098	90.6	17:57:53.471
2		<del>2:08.622</del>	40.442	43.604	44.576	189.1	18:00:02.093
3		<del>2:07.603</del>	39.176	43.639	44.788	199.6	18:02:09.696
4		2:08.182	39.391	44.340	44.451	201.8	18:04:17.878
5		2:18.495 P	<b>38.926</b>	44.069	55.500	211.7	18:06:36.373
6		3:48.170	2:20.411	43.514	44.245	169.2	18:10:24.543
7		<b>2:07.228</b>	39.021	44.241	<b>43.966</b>	210.9	18:12:31.771
8		<del>2:07.929</del>	40.779	<b>43.039</b>	44.111	170.3	18:14:39.700
9		2:07.651	39.007	44.176	44.468	196.0	18:16:47.351
10		2:34.708 P	44.807	47.890	1:02.011	167.4	18:19:22.059

**81** Luca Ludwig Ferrari 488 Challenge Evo

PROAM Steven Liquorish Mertel Motorsport

Lap	D	Time	Sector 1	Sector 2	Sector 3	T. Spd	Elapsed
1		17:58:06.801	17:56:18.522	57.366	50.913	87.1	17:58:06.801
2		2:21.266	43.882	48.422	48.962	151.2	18:00:28.067
3		2:34.116 P	42.786	49.328	1:02.002	192.1	18:03:02.183
4		3:56.892	2:21.343	47.443	48.106	145.9	18:06:59.075
5		2:18.218	41.483	47.761	48.974	217.7	18:09:17.293
6		2:16.799	42.406	46.737	47.656	191.8	18:11:34.092
7		2:12.277	39.709	45.645	46.923	213.0	18:13:46.369
8		<b>2:11.300</b>	<b>39.690</b>	45.433	<b>46.177</b>	216.8	18:15:57.669
9		2:25.674 P	40.926	<b>45.233</b>	59.515	182.1	18:18:23.343





# Autodromo Nazionale Monza

## GT Cup Europe


### Free Practice - 1

#### Best Sectors Results



Sector - 1		Sector - 2		Sector - 3		Ideal Lap vs Best Lap					
Clas	Nº Driver	Time	Nº Driver	Time	Nº Driver	Time	Clas	Nº Driver	Ideal Lap	Best Lap	Clas
1	80 Velasco - Cabezas	38.926	80 Velasco - Cabezas	43.039	80 Velasco - Cabezas	43.966	1	80 Velasco - Cabezas	2:05.931	2:07.228	1
2	77 Indrek Jaaska	39.078	19 Bozzoni - Navarrete	43.055	77 Indrek Jaaska	45.192	2	19 Bozzoni - Navarrete	2:07.334	2:09.023	2
3	19 Bozzoni - Navarrete	39.079	52 Przybylak - Vandervelde	44.368	19 Bozzoni - Navarrete	45.200	3	77 Indrek Jaaska	2:08.723	2:09.419	3
4	52 Przybylak - Vandervelde	39.407	77 Indrek Jaaska	44.453	52 Przybylak - Vandervelde	45.472	4	52 Przybylak - Vandervelde	2:09.247	2:09.728	4
5	81 Ludwig - Liquorish	39.690	69 Bochez - Bochez	45.081	21 Perian - Tincescu	46.105	5	81 Ludwig - Liquorish	2:11.100	2:11.300	5
6	14 Fondi - Van den Hengel	39.851	81 Ludwig - Liquorish	45.233	81 Ludwig - Liquorish	46.177	6	21 Perian - Tincescu	2:12.187	2:15.153	8
7	69 Bochez - Bochez	40.382	21 Perian - Tincescu	45.636	69 Bochez - Bochez	46.744	7	69 Bochez - Bochez	2:12.207	2:12.387	6
8	21 Perian - Tincescu	40.446	14 Fondi - Van den Hengel	45.883	14 Fondi - Van den Hengel	47.000	8	14 Fondi - Van den Hengel	2:12.734	2:12.734	7
9	71 Jim Michaelian	42.114	71 Jim Michaelian	47.980	71 Jim Michaelian	49.811	9	71 Jim Michaelian	2:19.905	2:27.395	9
10	11 Fabiani - Zerbi	42.624	11 Fabiani - Zerbi	48.207	11 Fabiani - Zerbi	49.989	10	11 Fabiani - Zerbi	2:20.820	2:28.205	10





# Autodromo Nazionale Monza

## GT Cup Europe

### Free Practice - 1

#### Best 5 Lap Times



Best 1 Best 2 Best 3 Best 4 Best 5

Cl	N° Entrant/Team	Nat	Driver 1	Nat	Driver 2	Nat	Vehicle	Cat	Cl	Best 1		Best 2		Best 3		Best 4		Best 5	
										Time	Lap	Time	Lap	Time	Lap	Time	Lap	Time	Lap
1	80 Mertel Motorsport	DEU	Iván Velasco	ESP	Jorge Cabezas	ESP	Ferrari 488 Challenge Evo	PROAM	1	2:07.228	7	2:07.651	9	2:08.182	4	2:18.495	5	2:34.708	10
2	19 Mertel Motorsport	DEU	Stefano Bozzoni	ITA	Fernando Navarrete	ESP	Ferrari 488 Challenge Evo	AM	1	2:09.023	7	2:09.954	8	2:12.796	3	2:21.521	9	4:16.503	6
3	77 EST1 Racing	EST	Indrek Jaaska	EST			Porsche 992 GT3 Cup	AM	2	2:09.419	8	2:09.460	9	2:09.568	7	2:10.185	6	2:15.467	4
4	52 Q1-trackracing	BEL	Xander Przybylak	BEL	Laurent Vandervelde	BEL	Porsche 992 GT3 Cup	AM	3	2:09.728	9	2:11.709	5	2:13.477	4	2:13.936	6	2:15.513	3
5	81 Mertel Motorsport	DEU	Luca Ludwig	GBR	Steven Liquorish	GBR	Ferrari 488 Challenge Evo	PROAM	2	2:11.300	8	2:12.277	7	2:16.799	6	2:18.218	5	2:21.266	2
6	69 Kessel Racing	CHE	Alexandre Bochez	CHE	Mikaël Bochez	CHE	Ferrari 488 Challenge Evo	AM	4	2:12.387	7	2:13.652	6	2:15.730	3	2:19.384	2	2:25.834	8
7	14 Ghinzani Arco Motorsport	ITA	Maurizio Fondi	ITA	Laura Van den Hengel	IND	Porsche 992 GT3 Cup	AM	5	2:12.734	9	2:16.650	7	2:17.375	5	2:19.332	8	2:19.560	4
8	21 Camil Perian / R01 Racing by Varu Nicu	ROU	Camil Perian	ROU	Florin Tincescu	ROU	Porsche 911 GT3 Cup gen 2	AM	6	2:15.153	4	2:15.647	5	2:17.714	3	2:19.634	8	2:20.676	6
9	71 GDL Racing	USA	Jim Michaelian	USA			Porsche 911 GT3 Cup gen 2	AM	7	2:27.395	6	2:30.389	4	2:31.283	5	2:37.388	8	3:04.631	3
10	11 Fabio Fabiani / SP Racing	ITA	Fabio Fabiani	ITA	Stefano Zerbi	ITA	Porsche 911 GT3 Cup gen 2	AM	8	2:28.205	2	6:41.543	3						







# Autodromo Nazionale Monza

## GT Cup Europe


### Free Practice - 1

#### Best 5 Top Speeds



Cl	N° Entrant/Team	Nat	Driver 1	Nat	Driver 2	Nat	Vehicle	Cat	Cl	Top 1		Top 2		Top 3		Top 4		Top 5		Avg
										Km/h	Lap	Km/h	Lap	Km/h	Lap	Km/h	Lap	Km/h	Lap	
1	69 Kessel Racing	CH	Alexandre Bochez	CH	Mikaël Bochez	CH	Ferrari 488 Challenge Evo	AM	1	261.5	8	252.3	4	239.4	6	222.6	3	216.0	7	238.3
2	21 Camil Perian / R01 Racing by Varu Nicu	RO	Camil Perian	RO	Florin Tincescu	RO	Porsche 911 GT3 Cup gen 2	AM	2	251.1	8	223.1	9	215.5	6	210.9	4	190.1	5	218.1
3	77 EST1 Racing	EST	Indrek Jaaska	EST			Porsche 992 GT3 Cup	AM	3	225.9	9	218.1	3	217.7	2	215.1	4	211.7	10	217.7
4	52 Q1-trackracing	BE	Xander Przybylak	BE	Laurent Vandervelde	BE	Porsche 992 GT3 Cup	AM	4	223.6	7	208.8	9	208.0	6	204.9	8	187.5	5	206.6
5	81 Mertel Motorsport	DE	Luca Ludwig	DE	Steven Liquorish	GB	Ferrari 488 Challenge Evo	PROAM	1	217.7	5	216.8	8	213.0	7	192.1	3	191.8	6	206.3
6	80 Mertel Motorsport	DE	Iván Velasco	ES	Jorge Cabezas	ES	Ferrari 488 Challenge Evo	PROAM	2	211.7	5	210.9	7	201.8	4	199.6	3	196.0	9	204.0
7	14 Ghinzani Arco Motorsport	IT	Maurizio Fondi	IT	Laura Van den Hengel	NL	Porsche 992 GT3 Cup	AM	5	210.9	9	197.4	10	194.5	5	193.8	7	185.2	4	196.4
8	19 Mertel Motorsport	DE	Stefano Bozzoni	IT	Fernando Navarrete	ES	Ferrari 488 Challenge Evo	AM	6	201.4	5	198.5	8	194.5	7	193.8	9	180.3	3	193.7
9	71 GDL Racing	SM	Jim Michaelian	US			Porsche 911 GT3 Cup gen 2	AM	7	188.1	7	172.2	5	166.4	4	164.8	6	163.8	8	171.1
10	11 Fabio Fabiani / SP Racing	IT	Fabio Fabiani	IT	Stefano Zerbi	IT	Porsche 911 GT3 Cup gen 2	AM	8	177.0	2	163.6	3	146.9	1					162.5





Autodromo Nazionale Monza

GT Cup Europe

Free Practice - 1


Fastest Laps Sequence

Autodromo Nazionale Monza 5.793 m.



Lap	Time of Day	Session Time	N° Entrant/Team	Nat	Driver 1	Nat	Driver 2	Nat	Vehicle	Cat	Time	Km/h
2	18:00:21.958	5:21.958	52 Q1-trackracing	BEL	Xander Przybylak	BEL	Laurent Vandervelde	BEL	Porsche 992 GT3 Cup	AM	2:19.262	149.7
2	18:00:29.466	5:29.466	77 EST1 Racing	EST	Indrek Jaaska	EST			Porsche 992 GT3 Cup	AM	2:18.288	150.8
3	18:02:22.405	7:22.405	19 Mertel Motorsport	DEU	Stefano Bozzoni	ITA	Fernando Navarrete	ESP	Ferrari 488 Challenge Evo	AM	2:12.796	157.0
4	18:04:17.878	9:17.878	80 Mertel Motorsport	DEU	Iván Velasco	ESP	Jorge Cabezas	ESP	Ferrari 488 Challenge Evo	PROAM	2:08.182	162.6
7	18:12:31.771	17:31.771	80 Mertel Motorsport	DEU	Iván Velasco	ESP	Jorge Cabezas	ESP	Ferrari 488 Challenge Evo	PROAM	2:07.228	163.9





# Autodromo Nazionale Monza

## GT Cup Europe

### Free Practice - 1

#### Event Best Maximum Speed

Autodromo Nazionale Monza 5.793 m.



N°	Entrant/Team	Nat	Driver 1	Nat	Driver 2	Nat	Vehicle	Cat	Km/h	Session
69	Kessel Racing		Alexandre Bochez		Mikaël Bochez		Ferrari 488 Challenge Evo	AM	261.5	Free Practice - 1
21	Camil Perian / R01 Racing by Varu Nicu		Camil Perian		Florin Tincescu		Porsche 911 GT3 Cup gen 2	AM	251.1	Free Practice - 1
77	EST1 Racing		Indrek Jaaska				Porsche 992 GT3 Cup	AM	225.9	Free Practice - 1
52	Q1-trackracing		Xander Przybylak		Laurent Vandervelde		Porsche 992 GT3 Cup	AM	223.6	Free Practice - 1
81	Mertel Motorsport		Luca Ludwig		Steven Liquorish		Ferrari 488 Challenge Evo	PROAM	217.7	Free Practice - 1
80	Mertel Motorsport		Iván Velasco		Jorge Cabezas		Ferrari 488 Challenge Evo	PROAM	211.7	Free Practice - 1
14	Ghinzani Arco Motorsport		Maurizio Fondi		Laura Van den Hengel		Porsche 992 GT3 Cup	AM	210.9	Free Practice - 1
19	Mertel Motorsport		Stefano Bozzoni		Fernando Navarrete		Ferrari 488 Challenge Evo	AM	201.4	Free Practice - 1
71	GDL Racing		Jim Michaelian				Porsche 911 GT3 Cup gen 2	AM	188.1	Free Practice - 1
11	Fabio Fabiani / SP Racing		Fabio Fabiani		Stefano Zerbi		Porsche 911 GT3 Cup gen 2	AM	177.0	Free Practice - 1





# Autodromo Nazionale Monza

## GT Cup Europe

### Free Practice - 1

#### Pit Stop Analysis



**11** Fabio Fabiani Porsche 911 GT3 Cup gen 2

AM Stefano Zerbi Fabio Fabiani / SP Racing

N°	In Day Time	In Time	Out Time	Pit Time	T. Pit Time	Handicap	Diff.
1	18:00:53.431	18:00:53.431	18:04:54.149	4:00.718	4:00.718		

**19** Stefano Bozzoni Ferrari 488 Challenge Evo

AM Fernando Navarrete Mertel Motorsport

N°	In Day Time	In Time	Out Time	Pit Time	T. Pit Time	Handicap	Diff.
1	18:06:43.222	18:06:43.222	18:08:53.385	2:10.163	2:10.163		

**21** Camil Perian Porsche 911 GT3 Cup gen 2

AM Florin Tincescu Camil Perian / R01 Racing by Varu Nicu

N°	In Day Time	In Time	Out Time	Pit Time	T. Pit Time	Handicap	Diff.
1	18:09:56.674	18:09:56.674	18:11:57.510	2:00.836	2:00.836		

**52** Xander Przybylak Porsche 992 GT3 Cup

AM Laurent Vandervelde Q1-trackracing

N°	In Day Time	In Time	Out Time	Pit Time	T. Pit Time	Handicap	Diff.
1	18:11:29.140	18:11:29.140	18:12:29.590	1:00.450	1:00.450		

**69** Alexandre Bochez Ferrari 488 Challenge Evo

AM Mikaël Bochez Kessel Racing

N°	In Day Time	In Time	Out Time	Pit Time	T. Pit Time	Handicap	Diff.
1	18:05:05.623	18:05:05.623	18:07:34.397	2:28.774	2:28.774		

**71** Jim Michaelian Porsche 911 GT3 Cup gen 2

AM GDL Racing

N°	In Day Time	In Time	Out Time	Pit Time	T. Pit Time	Handicap	Diff.
1	17:58:24.546	17:58:24.546	17:59:45.099	1:20.553	1:20.553		

**80** Iván Velasco Ferrari 488 Challenge Evo

PROAM Jorge Cabezas Mertel Motorsport


N°	In Day Time	In Time	Out Time	Pit Time	T. Pit Time	Handicap	Diff.
1	18:06:30.367	18:06:30.367	18:08:16.940	1:46.573	1:46.573		

**81** Luca Ludwig Ferrari 488 Challenge Evo

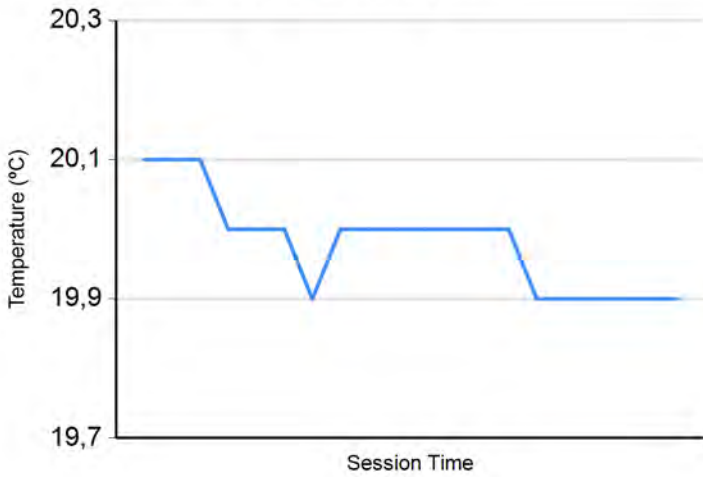
PROAM Steven Liquorish Mertel Motorsport

N°	In Day Time	In Time	Out Time	Pit Time	T. Pit Time	Handicap	Diff.
1	18:02:55.895	18:02:55.895	18:04:38.061	1:42.166	1:42.166		

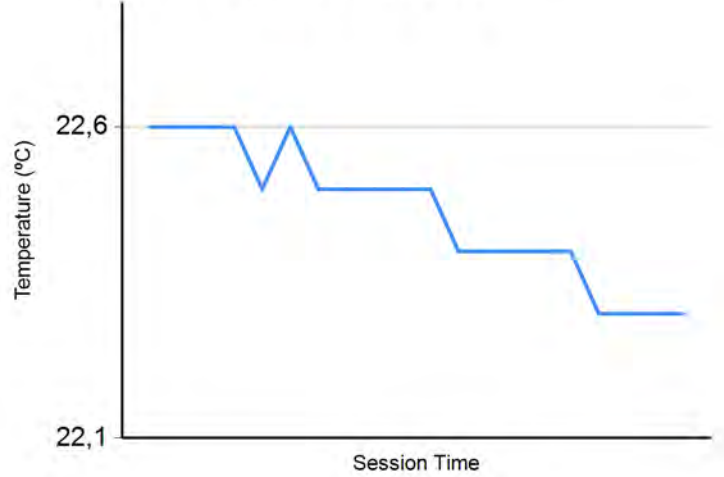




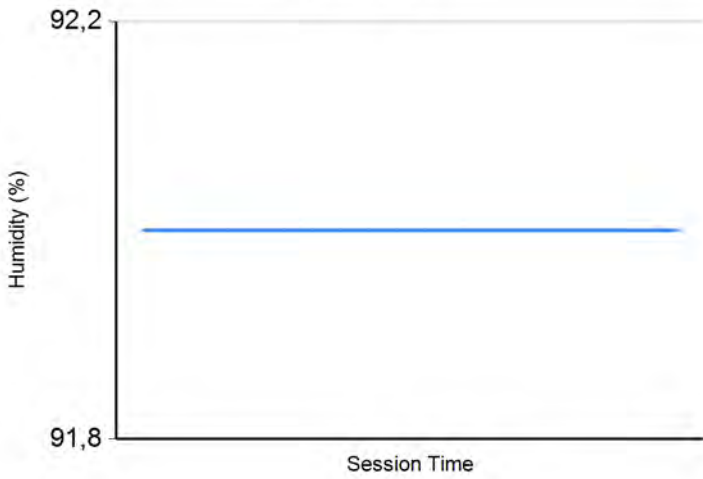
**Air Temperature**



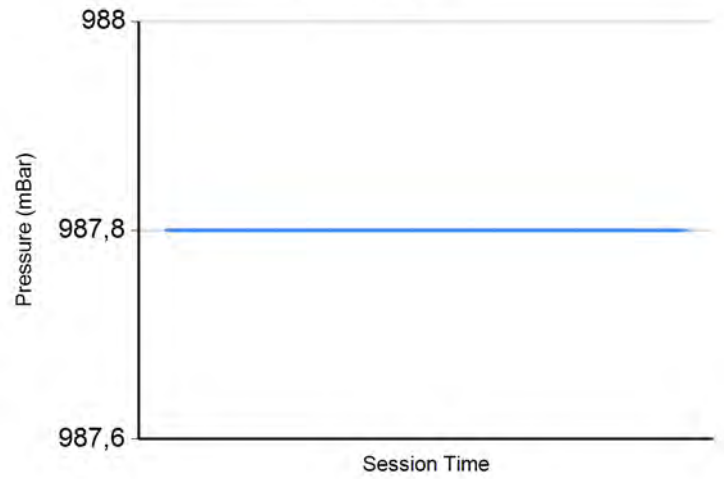
**Track Temperature**



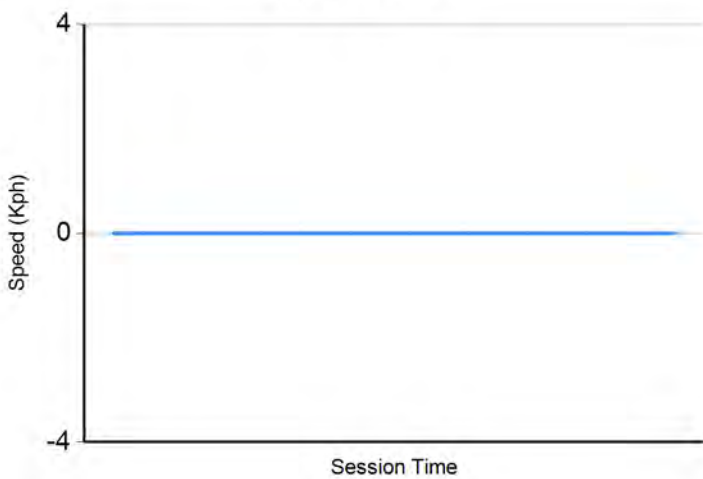
**Humidity**



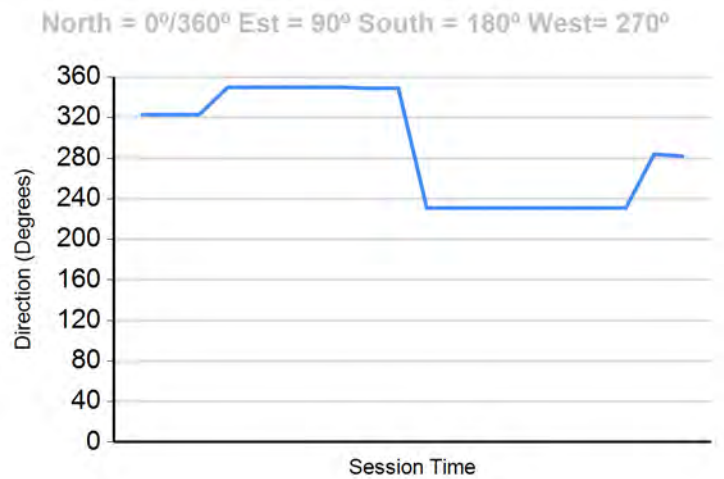
**Pressure**




**Wind Speed**



**Wind direction**





# Autodromo Nazionale Monza

## GT Cup Europe

### Free Practice - 2

#### Provisional Results



Autodromo Nazionale Monza 5.793 m.

Cls	N°	Entrant/Team	Nat	Driver 1	Nat	Driver 2	Nat	Vehicle	Cat	Cls	Laps	Best	Time	Gap	Interval	Km/h
1	47	EST1 Racing	EST	Alex Reimann	EST			Porsche 992 GT3 Cup	PROAM	1	17	16	1:52.780			184.9
2	80	Mertel Motorsport	DEU	Iván Velasco	ESP	Jorge Cabezas	ESP	Ferrari 488 Challenge Evo	PROAM	2	19	18	1:53.987	1.207	1.207	182.9
3	54	Q1-trackracing	BEL	Jan Lauryssen	BEL			Porsche 992 GT3 Cup	PROAM	3	18	17	1:54.224	1.444	0.237	182.5
4	81	Mertel Motorsport	DEU	Luca Ludwig	DEU	Steven Liquorish	GBR	Ferrari 488 Challenge Evo	PROAM	4	19	17	1:54.332	1.552	0.108	182.4
5	44	Eugenio Pisani / SP Racing	ITA	Eugenio Pisani	ITA	Stefano Zanini	MCO	Porsche 911 GT3 Cup gen 2	PROAM	5	15	14	1:54.578	1.798	0.246	182.0
6	17	Rosscorsa Racing	ITA	Lorenzo Innocenti	ITA	Andrea Belicchi	ITA	Ferrari 488 Challenge Evo	PROAM	6	20	18	1:54.715	1.935	0.137	181.7
7	78	ZRS Motorsport	ITA	Davide Scannicchio	ITA	Fabio Babini	ITA	Porsche 992 GT3 Cup	PROAM	7	18	17	1:54.780	2.000	0.065	181.6
8	16	Volcano Motorsport	ESP	Evgenii Leonov	IND			Porsche 992 GT3 Cup	PROAM*	8	21	17	1:55.622	2.842	0.842	180.3
9	73	Vanstraten / Orthès Racing	FRA	Axel Vanstraten	FRA	Remi Vanstraten	FRA	Porsche 992 GT3 Cup	PROAM	9	20	15	1:56.397	3.617	0.775	179.1
10	77	EST1 Racing	EST	Indrek Jaaska	EST			Porsche 992 GT3 Cup	AM	1	21	20	1:57.311	4.531	0.914	177.7
11	69	Kessel Racing	CHE	Alexandre Bochez	CHE	Mikaël Bochez	CHE	Ferrari 488 Challenge Evo	AM	2	19	18	1:58.087	5.307	0.776	176.6
12	52	Q1-trackracing	BEL	Xander Przybylak	BEL	Laurent Vanderveelde	BEL	Porsche 992 GT3 Cup	AM	3	17	16	1:58.102	5.322	0.015	176.5
13	12	GDL Racing	SMR	Glauco Solieri	ITA			Porsche 992 GT3 Cup	AM	4	17	15	1:58.273	5.493	0.171	176.3
14	57	Q1-trackracing	BEL	Quentin Antonel	FRA	Nicolas Vandierendonck	BEL	Porsche 992 GT3 Cup	AM*	5	18	17	1:58.800	6.020	0.527	175.5
15	68	GDL Racing	SMR	Samuele Bosio	ITA			Porsche 992 GT3 Cup	AM	6	18	17	1:58.826	6.046	0.026	175.5
16	67	GDL Racing	ITA	Federico Lamperti	ITA	Stefano Borghi	ITA	Porsche 992 GT3 Cup	AM	7	15	14	1:59.352	6.572	0.526	174.7
17	55	Q1-trackracing	BEL	Gustavo Condé	BRA	H. Mello	BRA	Porsche 992 GT3 Cup	AM	8	20	18	1:59.367	6.587	0.015	174.7
18	14	Ghinzani Arco Motorsport	ITA	Maurizio Fondi	ITA	Laura Van den Hengel	NLD	Porsche 992 GT3 Cup	AM	9	18	16	2:00.060	7.280	0.693	173.7
19	19	Mertel Motorsport	DEU	Stefano Bozzoni	ITA	Fernando Navarrete	ESP	Ferrari 488 Challenge Evo	AM	10	7	3	2:01.106	8.326	1.046	172.2
20	11	Fabio Fabiani / SP Racing	ITA	Fabio Fabiani	ITA	Stefano Zerbi	ITA	Porsche 911 GT3 Cup gen 2	AM	11	15	14	2:01.402	8.622	0.296	171.7
21	21	Camil Perian / R01 Racing by Varu Nicu	ROU	Camil Perian	ROU	Florin Tincescu	ROU	Porsche 911 GT3 Cup gen 2	AM	12	18	14	2:01.566	8.786	0.164	171.5
22	71	GDL Racing	SMR	Jim Michaelian	USA			Porsche 911 GT3 Cup gen 2	AM	13	20	14	2:08.333	15.553	6.767	162.5

#### \* PENALTIES

CAR 67 TIME 6:09.538 DELETED TRACK LIMITS AT T 4

CAR 69 TIME 2:17.366 DELETED TRACK LIMITS AT T 4

CAR 77 TIME 2:23.522 DELETED TRACK LIMITS AT T 4-5

CAR 21 TIME 5:06.655 DELETED TRACK LIMITS AT T 4

CAR 67 TIME 2:02.110 DELETED TRACK LIMITS AT T 1

CAR 16 TIME 2:04.047 DELETED TRACK LIMITS AT T 4

CAR 73 TIME 2:01.828 DELETED TRACK LIMITS AT T 4

CAR 17 TIME 2:12.399 DELETED TRACK LIMITS AT T 4

CAR 21 TIME 2:14.706 DELETED TRACK LIMITS AT T 4

CAR 71 TIME 2:09.601 DELETED TRACK LIMITS AT T 4

Published at:.....

Track Temp: 20.6 °C Air Temp: 19.8 °C Humidity: 82 % Track Status: DRY

Race Director:

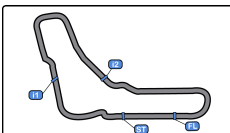
Timekeeper:

Luis Garcia

JOB-1605-ESP/M







Autodromo Nazionale Monza

GT Cup Europe

Free Practice - 2

Provisional Results

Autodromo Nazionale Monza 5.793 m.

- CAR 73 TIME 1:56.770 DELETED TRACK LIMITS AT T 1
- CAR 77 TIME 2:02.932 DELETED TRACK LIMITS AT T 4
- CAR 17 TIME 2:03.122 DELETED TRACK LIMITS AT T 4
- CAR 67 TIME 2:07.731 DELETED TRACK LIMITS AT T 4
- CAR 12 TIME 2:12.312 DELETED TRACK LIMITS AT T 4
- CAR 44 TIME 2:16.657 DELETED TRACK LIMITS AT T 4
- CAR 77 TIME 2:00.655 DELETED TRACK LIMITS AT T 4



Published at:.....


Track Temp: 20.6 °C Air Temp: 19.8 °C Humidity: 82 % Track Status: DRY

Race Director:

Timekeeper: Luis Garcia

*[Signature]*  
JOB-1605-ESP/M





**Autodromo Nazionale Monza**  
**GT Cup Europe**  
**Free Practice - 2**  
**Provisional Results by Category**



Autodromo Nazionale Monza 5.793 m.

PROAM																
Cls	N°	Entrant/Team	Nat	Driver 1	Nat	Driver 2	Nat	Vehicle	Cat	Cls	Laps	Best	Time	Gap	Interval	Km/h
1	47	EST1 Racing	EST	Alex Reimann	EST			Porsche 992 GT3 Cup	PROAM	1	17	16	1:52.780			184.9
2	80	Mertel Motorsport	DEU	Iván Velasco	ESP	Jorge Cabezas	ESP	Ferrari 488 Challenge Evo	PROAM	2	19	18	1:53.987	1.207	1.207	182.9
3	54	Q1-trackracing	BEL	Jan Laurysen	BEL			Porsche 992 GT3 Cup	PROAM	3	18	17	1:54.224	1.444	0.237	182.5
4	81	Mertel Motorsport	DEU	Luca Ludwig	BEL	Steven Liquorish	GBR	Ferrari 488 Challenge Evo	PROAM	4	19	17	1:54.332	1.552	0.108	182.4
5	44	Eugenio Pisani / SP Racing	ITA	Eugenio Pisani	ITA	Stefano Zanini	MCO	Porsche 911 GT3 Cup gen 2	PROAM	5	15	14	1:54.578	1.798	0.246	182.0
6	17	Rosscorsa Racing	ITA	Lorenzo Innocenti	ITA	Andrea Belicchi	ITA	Ferrari 488 Challenge Evo	PROAM	6	20	18	1:54.715	1.935	0.137	181.7
7	78	ZRS Motorsport	ITA	Davide Scannicchio	ITA	Fabio Babini	ITA	Porsche 992 GT3 Cup	PROAM	7	18	17	1:54.780	2.000	0.065	181.6
8	16	Volcano Motorsport	ESP	Evgenii Leonov	IND			Porsche 992 GT3 Cup	PROAM*	8	21	17	1:55.622	2.842	0.842	180.3
9	73	Vanstraaen / Orthès Racing	FRA	Axel Vanstraaen	FRA	Remi Vanstraaen	FRA	Porsche 992 GT3 Cup	PROAM	9	20	15	1:56.397	3.617	0.775	179.1

AM																
Cls	N°	Entrant/Team	Nat	Driver 1	Nat	Driver 2	Nat	Vehicle	Cat	Cls	Laps	Best	Time	Gap	Interval	Km/h
1	77	EST1 Racing	EST	Indrek Jaaska	EST			Porsche 992 GT3 Cup	AM	1	21	20	1:57.311			177.7
2	69	Kessel Racing	CHE	Alexandre Bochez	CHE	Mikaël Bochez	CHE	Ferrari 488 Challenge Evo	AM	2	19	18	1:58.087	0.776	0.776	176.6
3	52	Q1-trackracing	BEL	Xander Przybylak	BEL	Laurent Vanderveelde	BEL	Porsche 992 GT3 Cup	AM	3	17	16	1:58.102	0.791	0.015	176.5
4	12	GDL Racing	SMR	Glauco Solieri	ITA			Porsche 992 GT3 Cup	AM	4	17	15	1:58.273	0.962	0.171	176.3
5	57	Q1-trackracing	BEL	Quentin Antonel	FRA	Nicolas Vandierendonck	BEL	Porsche 992 GT3 Cup	AM*	5	18	17	1:58.800	1.489	0.527	175.5
6	68	GDL Racing	SMR	Samuele Bosio	ITA			Porsche 992 GT3 Cup	AM	6	18	17	1:58.826	1.515	0.026	175.5
7	67	GDL Racing	SMR	Federico Lamperti	ITA	Stefano Borghi	ITA	Porsche 992 GT3 Cup	AM	7	15	14	1:59.352	2.041	0.526	174.7
8	55	Q1-trackracing	BEL	Gustavo Condé	BRA	H. Mello	BRA	Porsche 992 GT3 Cup	AM	8	20	18	1:59.367	2.056	0.015	174.7
9	14	Ghinzani Arco Motorsport	ITA	Maurizio Fondi	ITA	Laura Van den Hengel	NLD	Porsche 992 GT3 Cup	AM	9	18	16	2:00.060	2.749	0.693	173.7
10	19	Mertel Motorsport	DEU	Stefano Bozzoni	ITA	Fernando Navarrete	ESP	Ferrari 488 Challenge Evo	AM	10	7	3	2:01.106	3.795	1.046	172.2
11	11	Fabio Fabiani / SP Racing	ITA	Fabio Fabiani	ITA	Stefano Zerbi	ITA	Porsche 911 GT3 Cup gen 2	AM	11	15	14	2:01.402	4.091	0.296	171.7
12	21	Camil Perian / R01 Racing by Varu Nicu	ROU	Camil Perian	ROU	Florin Tinescu	ROU	Porsche 911 GT3 Cup gen 2	AM	12	18	14	2:01.566	4.255	0.164	171.5
13	71	GDL Racing	SMR	Jim Michaelian	USA			Porsche 911 GT3 Cup gen 2	AM	13	20	14	2:08.333	11.022	6.767	162.5

**\* PENALTIES**

- CAR 67 TIME 6:09.538 DELETED TRACK LIMITS AT T 4
- CAR 69 TIME 2:17.366 DELETED TRACK LIMITS AT T 4
- CAR 77 TIME 2:23.522 DELETED TRACK LIMITS AT T 4-5
- CAR 21 TIME 5:06.655 DELETED TRACK LIMITS AT T 4
- CAR 67 TIME 2:02.110 DELETED TRACK LIMITS AT T 1
- CAR 16 TIME 2:04.047 DELETED TRACK LIMITS AT T 4

Published at:.....

Track Temp: **20.6 °C** Air Temp: **19.8 °C** Humidity: **82 %** Track Status: **DRY**

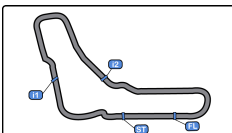
**Race Director:**

**Timekeeper:**

Luis Garcia

JOB-1605-ESP/M





Autodromo Nazionale Monza

GT Cup Europe

Free Practice - 2

Provisional Results by Category

Autodromo Nazionale Monza 5.793 m.

CAR 73 TIME 2:01.828 DELETED TRACK LIMITS AT T 4

CAR 17 TIME 2:12.399 DELETED TRACK LIMITS AT T 4

CAR 21 TIME 2:14.706 DELETED TRACK LIMITS AT T 4

CAR 71 TIME 2:09.601 DELETED TRACK LIMITS AT T 4

CAR 73 TIME 1:56.770 DELETED TRACK LIMITS AT T 1

CAR 77 TIME 2:02.932 DELETED TRACK LIMITS AT T 4

CAR 17 TIME 2:03.122 DELETED TRACK LIMITS AT T 4

CAR 67 TIME 2:07.731 DELETED TRACK LIMITS AT T 4

CAR 12 TIME 2:12.312 DELETED TRACK LIMITS AT T 4

CAR 44 TIME 2:16.657 DELETED TRACK LIMITS AT T 4

CAR 77 TIME 2:00.655 DELETED TRACK LIMITS AT T 4



Published at:.....

Track Temp: 20.6 °C Air Temp: 19.8 °C Humidity: 82 % Track Status: DRY


Race Director:

Timekeeper:

Luis Garcia

JOB-1605-ESP/M





**Autodromo Nazionale Monza**  
**GT Cup Europe**  
**Free Practice - 2**  
**Provisional Results by Class**



GT Open Cup Europe																
Cls	N°	Entrant/Team	Nat	Driver 1	Nat	Driver 2	Nat	Vehicle	Cat	Cls	Laps	Best	Time	Gap	Interval	Km/h
1	47	EST1 Racing	EST	Alex Reimann	EST			Porsche 992 GT3 Cup	GT Cup	1	17	16	1:52.780			184.9
2	80	Mertel Motorsport	DEU	Iván Velasco	ESP	Jorge Cabezas	ESP	Ferrari 488 Challenge Evo	GT Cup	2	19	18	1:53.987	1.207	1.207	182.9
3	54	Q1-trackracing	BEL	Luca Laurysen	BEL			Porsche 992 GT3 Cup	GT Cup	3	18	17	1:54.224	1.444	0.237	182.5
4	81	Mertel Motorsport	DEU	Jan Ludwig	DEU	Steven Liquorish	GBR	Ferrari 488 Challenge Evo	GT Cup	4	19	17	1:54.332	1.552	0.108	182.4
5	44	Eugenio Pisani / SP Racing	ITA	Eugenio Pisani	ITA	Stefano Zanini	MCO	Porsche 911 GT3 Cup gen 2	GT Cup	5	15	14	1:54.578	1.798	0.246	182.0
6	17	Rosscorsa Racing	ITA	Lorenzo Innocenti	ITA	Andrea Belicchi	ITA	Ferrari 488 Challenge Evo	GT Cup	6	20	18	1:54.715	1.935	0.137	181.7
7	78	ZRS Motorsport	ITA	Davide Scannicchio	ITA	Fabio Babini	ITA	Porsche 992 GT3 Cup	GT Cup	7	18	17	1:54.780	2.000	0.065	181.6
8	16	Volcano Motorsport	ESP	Evgenii Leonov	IND			Porsche 992 GT3 Cup	GT Cup*	8	21	17	1:55.622	2.842	0.842	180.3
9	73	Vanstraten / Orthès Racing	FRA	Axel Vanstraten	FRA	Remi Vanstraten	FRA	Porsche 992 GT3 Cup	GT Cup	9	20	15	1:56.397	3.617	0.775	179.1
10	77	EST1 Racing	EST	Indrek Jaaska	EST			Porsche 992 GT3 Cup	GT Cup	10	21	20	1:57.311	4.531	0.914	177.7
11	69	Kessel Racing	CHE	Alexandre Bochez	CHE	Mikaël Bochez	CHE	Ferrari 488 Challenge Evo	GT Cup	11	19	18	1:58.087	5.307	0.776	176.6
12	52	Q1-trackracing	BEL	Xander Przybylak	BEL	Laurent Vandervelde	BEL	Porsche 992 GT3 Cup	GT Cup	12	17	16	1:58.102	5.322	0.015	176.5
13	12	GDL Racing	ITA	Glauco Solieri	ITA			Porsche 992 GT3 Cup	GT Cup	13	17	15	1:58.273	5.493	0.171	176.3
14	57	Q1-trackracing	BEL	Quentin Antonel	FRA	Nicolas Vandierendonck	BEL	Porsche 992 GT3 Cup	GT Cup*	14	18	17	1:58.800	6.020	0.527	175.5
15	68	GDL Racing	ITA	Samuele Bosio	ITA			Porsche 992 GT3 Cup	GT Cup	15	18	17	1:58.826	6.046	0.026	175.5
16	67	GDL Racing	ITA	Federico Lamperti	ITA	Stefano Borghi	ITA	Porsche 992 GT3 Cup	GT Cup	16	15	14	1:59.352	6.572	0.526	174.7
17	55	Q1-trackracing	BEL	Gustavo Condé	BRA	H. Mello	BRA	Porsche 992 GT3 Cup	GT Cup	17	20	18	1:59.367	6.587	0.015	174.7
18	14	Ghinzani Arco Motorsport	ITA	Maurizio Fondi	ITA	Laura Van den Hengel	NLD	Porsche 992 GT3 Cup	GT Cup	18	18	16	2:00.060	7.280	0.693	173.7
19	19	Mertel Motorsport	DEU	Stefano Bozzoni	ITA	Fernando Navarrete	ESP	Ferrari 488 Challenge Evo	GT Cup	19	7	3	2:01.106	8.326	1.046	172.2
20	11	Fabio Fabiani / SP Racing	ITA	Fabio Fabiani	ITA	Stefano Zerbi	ITA	Porsche 911 GT3 Cup gen 2	GT Cup	20	15	14	2:01.402	8.622	0.296	171.7
21	21	Camil Perian / R01 Racing by Varu Nicu	ROU	Camil Perian	ROU	Florin Tincescu	ROU	Porsche 911 GT3 Cup gen 2	GT Cup	21	18	14	2:01.566	8.786	0.164	171.5
22	71	GDL Racing	USA	Jim Michaelian	USA			Porsche 911 GT3 Cup gen 2	GT Cup	22	20	14	2:08.333	15.553	6.767	162.5

**\* PENALTIES**

- CAR 67 TIME 6:09.538 DELETED TRACK LIMITS AT T 4
- CAR 69 TIME 2:17.366 DELETED TRACK LIMITS AT T 4
- CAR 77 TIME 2:23.522 DELETED TRACK LIMITS AT T 4-5
- CAR 21 TIME 5:06.655 DELETED TRACK LIMITS AT T 4
- CAR 67 TIME 2:02.110 DELETED TRACK LIMITS AT T 1
- CAR 16 TIME 2:04.047 DELETED TRACK LIMITS AT T 4
- CAR 73 TIME 2:01.828 DELETED TRACK LIMITS AT T 4
- CAR 17 TIME 2:12.399 DELETED TRACK LIMITS AT T 4
- CAR 21 TIME 2:14.706 DELETED TRACK LIMITS AT T 4

Published at:.....

Track Temp: **20.6 °C** Air Temp: **19.8 °C** Humidity: **82 %** Track Status: **DRY**

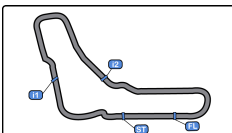
**Race Director:**

**Timekeeper:**

Luis Garcia

JOB-1605-ESP/M





Autodromo Nazionale Monza

GT Cup Europe

Free Practice - 2

Provisional Results by Class

Autodromo Nazionale Monza 5.793 m.



CAR 71 TIME 2:09.601 DELETED TRACK LIMITS AT T 4

CAR 73 TIME 1:56.770 DELETED TRACK LIMITS AT T 1

CAR 77 TIME 2:02.932 DELETED TRACK LIMITS AT T 4

CAR 17 TIME 2:03.122 DELETED TRACK LIMITS AT T 4

CAR 67 TIME 2:07.731 DELETED TRACK LIMITS AT T 4

CAR 12 TIME 2:12.312 DELETED TRACK LIMITS AT T 4

CAR 44 TIME 2:16.657 DELETED TRACK LIMITS AT T 4

CAR 77 TIME 2:00.655 DELETED TRACK LIMITS AT T 4

Published at:.....

Track Temp: 20.6 °C Air Temp: 19.8 °C Humidity: 82 % Track Status: DRY

Race Director:

Timekeeper:

Luis Garcia

JOB-1605-ESP/M





**Autodromo Nazionale Monza**  
**GT Cup Europe**  
**Free Practice - 2**  
**Lap Analysis**



**11** Fabio Fabiani Porsche 911 GT3 Cup gen 2  
 AM Stefano Zerbi Fabio Fabiani / SP Racing

Lap D	Time	Sector 1	Sector 2	Sector 3	T. Spd	Elapsed
1	9:39:42.750	9:38:07.026	48.216	47.508	89.3	9:39:42.750
2	2:16.861	41.680	47.277	47.904	212.5	9:41:59.611
3	2:14.739	41.896	45.149	47.694	194.5	9:44:14.350
4	2:35.690 P	43.529	50.571	1:01.590	175.3	9:46:50.040
5	7:13.090	5:40.522	45.986	46.582	141.9	9:54:03.130
6	2:51.929 P	42.009	46.050	1:23.870	163.3	9:56:55.059
7	9:00.900	7:15.201	53.772	51.927	120.5	10:05:55.959
8	2:19.089	43.162	47.336	48.591	172.8	10:08:15.048
9	2:10.205	40.036	44.186	45.983	191.8	10:10:25.253
10	2:07.740	40.905	42.930	43.905	155.1	10:12:32.993
11	2:05.498	38.378	42.725	44.395	196.3	10:14:38.491
12	2:04.972	37.841	43.311	43.820	231.2	10:16:43.463
13	2:07.138	40.961	42.399	43.778	157.2	10:18:50.601
14	<b>2:01.402</b>	37.170	41.618	<b>42.614</b>	242.6	10:20:52.003
15	2:11.955 P	<b>37.038</b>	<b>41.544</b>	53.373	230.2	10:23:03.958

**14** Maurizio Fondi Porsche 992 GT3 Cup  
 AM Laura Van den Hengel Ghinzani Arco Motorsport

Lap D	Time	Sector 1	Sector 2	Sector 3	T. Spd	Elapsed
1	9:37:16.507	9:35:34.309	52.566	49.632	137.2	9:37:16.507
2	2:13.416	41.206	45.150	47.060	187.5	9:39:29.923
3	2:10.412	39.659	44.997	45.756	213.4	9:41:40.335
4	2:14.552	43.274	44.648	46.630	170.0	9:43:54.887
5	2:24.278 P	41.178	44.867	58.233	183.0	9:46:19.165
6	7:17.330	5:30.682	54.358	52.290	128.5	9:53:36.495
7	3:02.918 P	51.808	48.715	1:22.395	145.7	9:56:39.413
8	8:44.418	7:02.351	49.694	52.373	161.4	10:05:23.831
9	2:10.670	40.770	44.403	45.497	214.2	10:07:34.501
10	2:08.948	40.844	43.837	44.267	218.6	10:09:43.449
11	2:06.496	38.321	43.801	44.374	230.7	10:11:49.945
12	2:04.304	38.225	42.406	43.673	247.7	10:13:54.249
13	2:02.531	37.393	42.361	42.777	255.3	10:15:56.780
14	2:01.774	37.328	41.915	42.531	248.2	10:17:58.554
15	2:01.003	36.997	42.035	<b>41.971</b>	257.7	10:19:59.557
16	<b>2:00.060</b>	36.561	<b>41.337</b>	42.162	262.1	10:21:59.617
17	2:02.493	<b>35.886</b>	42.426	44.181	264.0	10:24:02.110
18	2:44.531 P	50.310	51.339	1:02.882	142.8	10:26:46.641

**12** Glauco Solieri Porsche 992 GT3 Cup  
 AM GDL Racing

Lap D	Time	Sector 1	Sector 2	Sector 3	T. Spd	Elapsed
1	9:36:27.203	9:34:55.427	46.434	45.342	125.0	9:36:27.203
2	2:06.979	38.879	43.562	44.538	218.6	9:38:34.182
3	2:04.542	38.202	43.012	43.328	210.9	9:40:38.724
4	2:22.708 P	38.126	46.234	58.348	216.4	9:43:01.432
5	5:04.374	3:36.056	43.020	45.298	174.7	9:48:05.806
6	2:05.534	38.889	43.475	43.170	228.8	9:50:11.340
7	2:03.082	37.704	42.640	42.738	241.6	9:52:14.422
8	2:02.744	38.116	42.206	42.422	192.8	9:54:17.166
9	2:50.283 P	37.293	49.808	1:23.182	223.6	9:57:07.449
10	7:51.558	6:24.571	43.347	43.640	148.7	10:04:59.007
11	2:00.862	37.058	41.735	42.069	249.4	10:06:59.869
12	2:00.290	37.242	41.101	41.947	216.4	10:09:00.159
13	1:59.263	36.860	40.796	41.607	229.7	10:10:59.422
14	1:58.589	36.707	40.680	41.202	225.9	10:12:58.011
15	<b>1:58.273</b>	<b>36.489</b>	<b>40.556</b>	41.228	263.4	10:14:56.284
16	1:58.722	36.838	40.745	<b>41.139</b>	263.4	10:16:55.006
17	<del>2:42.342</del> P	38.567	42.132	51.613	248.2	10:19:07.318

**16** Evgenii Leonov Porsche 992 GT3 Cup  
 PROAM\* Volcano Motorsport

Lap D	Time	Sector 1	Sector 2	Sector 3	T. Spd	Elapsed
1	9:36:36.998	9:34:57.718	49.778	49.502	134.8	9:36:36.998
2	2:33.394 P	48.607	47.844	56.943	166.9	9:39:10.392
3	3:44.759	2:14.558	44.622	45.579	181.5	9:42:55.151
4	2:06.422	38.704	43.935	43.783	211.3	9:45:01.573
5	2:06.265	39.751	43.325	43.189	250.0	9:47:07.838
6	2:04.252	37.621	42.252	44.379	242.1	9:49:12.090
7	2:04.067	38.058	42.261	43.748	250.5	9:51:16.157
8	2:05.659	38.180	43.340	44.139	249.4	9:53:21.816
9	2:02.850	37.637	41.863	43.350	250.0	9:55:24.666
10	3:31.631 P	1:02.728	1:02.904	1:25.999	104.1	9:58:56.297
11	5:52.485	4:19.712	47.430	45.343	143.8	10:04:48.782
12	<del>2:04.047</del>	38.997	42.171	42.879	194.2	10:06:52.829
13	2:02.996	37.670	43.482	41.844	209.7	10:08:55.825
14	1:59.411	36.755	40.825	41.831	216.0	10:10:55.236
15	1:57.395	36.296	40.308	40.791	242.6	10:12:52.631
16	1:56.456	36.367	39.584	40.505	223.1	10:14:49.087
17	<b>1:55.622</b>	35.529	<b>39.371</b>	40.722	256.5	10:16:44.709
18	2:03.833 P	36.662	40.178	46.993	226.4	10:18:48.542
19	2:30.166 P	55.839	39.945	54.382	209.3	10:21:18.708
20	3:01.242	1:41.599	39.520	<b>40.123</b>	205.7	10:24:19.950
21	2:27.720 P	<b>35.283</b>	50.432	1:02.005	269.3	10:26:47.670







**Autodromo Nazionale Monza**  
**GT Cup Europe**  
**Free Practice - 2**  
**Lap Analysis**



**17** Lorenzo Innocenti Ferrari 488 Challenge Evo **44** Eugenio Pisani Porsche 911 GT3 Cup gen 2

PROAM							PROAM							
Lap	D	Time	Sector 1	Sector 2	Sector 3	T. Spd	Lap	D	Time	Sector 1	Sector 2	Sector 3	T. Spd	Elapsed
1		9:37:58.909	9:36:19.601	47.943	51.365	158.3	1		9:39:41.049	9:38:05.599	47.239	48.211	83.5	9:39:41.049
2		2:06.785	38.901	44.131	43.753	206.8	2		2:05.082	38.131	43.494	43.457	219.0	9:41:46.131
3		2:03.493	37.901	42.704	42.888	225.9	3		2:13.992 P	38.439	43.025	52.528	200.3	9:44:00.123
4		2:03.317	37.545	42.188	43.584	223.1	4		10:32.846	9:00.025	47.046	45.775	91.2	9:54:32.969
5		2:14.347 P	38.036	43.511	52.800	206.5	5		2:35.760 P	38.722	42.795	1:14.243	210.1	9:57:08.729
6		3:33.007	2:02.434	44.324	46.249	174.1	6		9:04.524	7:40.091	42.026	42.407	188.8	10:06:13.253
7		2:06.888	39.352	42.704	44.832	188.1	7		1:59.451	37.844	40.721	40.886	211.3	10:08:12.704
8		2:01.606	37.487	41.048	43.071	210.1	8		1:58.859	36.626	40.614	41.619	229.7	10:10:11.563
9		2:44.869 P	36.881	40.842	1:27.146	224.5	9		1:56.656	35.955	40.027	40.674	247.7	10:12:08.219
10		7:53.358	6:23.677	45.431	44.250	160.4	10		2:02.016 P	35.876	39.749	46.391	250.0	10:14:10.235
11		<del>2:12.399</del>	38.806	51.013	42.580	260.2	11		5:14.987	3:54.795	39.659	40.533	204.1	10:19:25.222
12		2:00.750	36.688	41.133	42.929	237.8	12		<del>2:16.657</del>	35.585	48.181	52.891	251.1	10:21:41.879
13		1:58.763	35.993	40.924	41.846	251.7	13		2:11.528	35.659	39.596	56.273	255.3	10:23:53.407
14		1:57.370	35.636	40.269	41.465	260.8	14		<b>1:54.578</b>	<b>35.548</b>	<b>39.042</b>	<b>39.988</b>	248.8	10:25:47.985
15		1:56.488	35.565	40.117	40.806	254.1	15		2:09.433 P	36.290	40.127	53.016	237.8	10:27:57.418
16		<del>2:03.122</del> P	35.783	39.650	47.689	252.9	<b>47</b> Alex Reimann Porsche 992 GT3 Cup							
17		3:26.395	2:04.300	41.313	40.782	205.7	PROAM EST1 Racing							
18		<b>1:54.715</b>	<b>35.553</b>	39.401	<b>39.761</b>	271.3	Lap	D	Time	Sector 1	Sector 2	Sector 3	T. Spd	Elapsed
19		1:55.204	36.311	<b>39.131</b>	39.762	276.2	1		9:37:12.529	9:35:31.377	52.272	48.880	129.8	9:37:12.529
20		2:13.388 P	39.925	42.139	51.324	241.6	2		2:10.859	43.081	43.568	44.210	201.8	9:39:23.388

**19** Stefano Bozzoni Ferrari 488 Challenge Evo

AM Fernando Navarrete Mertel Motorsport

Lap	D	Time	Sector 1	Sector 2	Sector 3	T. Spd	Elapsed
1		9:36:30.858	9:35:02.265	45.206	43.387	104.5	9:36:30.858
2		2:02.296	37.674	41.707	42.915	206.8	9:38:33.154
3		<b>2:01.106</b>	<b>37.294</b>	41.662	<b>42.150</b>	219.9	9:40:34.260
4		2:13.035 P	37.599	<b>41.313</b>	54.123	217.7	9:42:47.295
5		6:31.655	4:50.269	47.712	53.674	146.9	9:49:18.950
6		2:05.937	40.220	42.469	43.248	179.4	9:51:24.887
7		2:01.957	37.829	41.548	42.580	213.4	9:53:26.844

**21** Camil Perian Porsche 911 GT3 Cup gen 2

AM Florin Tincescu Camil Perian / R01 Racing by Varu

Lap	D	Time	Sector 1	Sector 2	Sector 3	T. Spd	Elapsed
1		9:37:50.491 P	9:35:50.195	55.937	1:04.359	110.2	9:37:50.491
2		3:14.139	1:44.938	44.248	44.953	180.6	9:41:04.630
3		2:11.299	40.452	44.009	46.838	216.0	9:43:15.929
4		2:19.191 P	40.255	44.986	53.950	187.5	9:45:35.120
5		<del>5:06.655</del>	3:11.457	1:00.712	54.486	116.7	9:50:41.775
6		2:13.222	43.221	44.402	45.599	176.1	9:52:54.997
7		2:07.271	40.823	42.838	43.610	193.2	9:55:02.268
8		3:01.258 P	54.907	59.274	1:07.077	207.2	9:58:03.526
9		8:07.858	6:33.267	47.395	47.196	149.7	10:06:11.384
10		<del>2:44.706</del>	40.882	49.007	44.817	208.4	10:08:26.090
11		2:07.643	39.947	44.328	43.368	199.6	10:10:33.733
12		2:05.973	39.181	43.367	43.425	213.8	10:12:39.706
13		2:02.709	37.791	41.520	43.398	216.4	10:14:42.415
14		<b>2:01.566</b>	37.655	41.776	<b>42.135</b>	236.8	10:16:43.981
15		2:13.655 P	37.720	43.659	52.276	229.7	10:18:57.636
16		3:28.525	2:04.525	<b>41.403</b>	42.597	180.9	10:22:26.161
17		2:03.111	39.102	41.662	42.347	206.5	10:24:29.272
18		2:23.458 P	<b>37.342</b>	41.595	1:04.521	230.7	10:26:52.730





**Autodromo Nazionale Monza**  
**GT Cup Europe**  
**Free Practice - 2**  
**Lap Analysis**



**52** Xander Przybylak Porsche 992 GT3 Cup **55** Gustavo Condé Porsche 992 GT3 Cup  
 AM Laurent Vandervelde Q1-trackracing AM H. Mello Q1-trackracing

Lap	D	Time	Sector 1	Sector 2	Sector 3	T. Spd	Elapsed	Lap	D	Time	Sector 1	Sector 2	Sector 3	T. Spd	Elapsed
1		9:36:57.931	9:35:17.958	50.371	49.602	135.8	9:36:57.931	1		9:36:36.173	9:35:00.721	48.330	47.122	126.7	9:36:36.173
2		2:07.017	38.752	43.342	44.923	207.2	9:39:04.948	2		2:13.035	41.351	47.848	43.836	231.2	9:38:49.208
3		2:05.839	38.735	42.929	44.175	207.6	9:41:10.787	3		2:05.289	39.306	42.458	43.525	205.7	9:40:54.497
4		2:03.449	38.138	42.156	43.155	219.0	9:43:14.236	4		2:04.758	38.371	43.065	43.322	218.1	9:42:59.255
5		2:14.478 P	38.938	43.252	52.288	195.6	9:45:28.714	5		2:03.614	38.701	42.025	42.888	211.3	9:45:02.869
6		6:11.231 P	4:23.466	50.420	57.345	136.0	9:51:39.945	6		2:15.481 P	38.766	41.879	54.836	207.6	9:47:18.350
7		5:58.364 P	3:43.589	57.618	1:17.157	172.5	9:57:38.309	7		7:45.321	6:11.199	49.750	44.372	136.7	9:55:03.671
8		7:37.378	6:08.747	44.633	43.998	172.8	10:05:15.687	8		3:01.778 P	54.505	59.223	1:08.050	213.0	9:58:05.449
9		2:02.291	37.900	41.790	42.601	214.7	10:07:17.978	9		6:57.128	5:22.954	45.685	48.489	161.4	10:05:02.577
10		2:03.274	37.897	41.432	43.945	226.4	10:09:21.252	10		2:09.016	40.727	43.002	45.287	193.8	10:07:11.593
11		2:01.796	37.872	41.489	42.435	232.7	10:11:23.048	11		2:10.000	40.758	43.318	45.924	180.6	10:09:21.593
12		2:08.989 P	37.342	41.700	49.947	226.8	10:13:32.037	12		2:08.941	39.681	42.736	46.524	207.6	10:11:30.534
13		5:19.177	3:46.584	45.380	47.213	180.3	10:18:51.214	13		2:04.791	38.457	42.468	43.866	219.0	10:13:35.325
14		2:04.209	39.559	42.080	42.570	176.1	10:20:55.423	14		2:03.779	37.978	42.012	43.789	229.2	10:15:39.104
15		2:00.086	37.171	40.962	41.953	220.8	10:22:55.509	15		2:02.346	37.679	41.534	43.133	236.3	10:17:41.450
16		<b>1:58.102</b>	<b>36.680</b>	<b>40.299</b>	<b>41.123</b>	244.8	10:24:53.611	16		2:02.018	37.442	41.703	42.873	245.4	10:19:43.468
17		2:06.448 P	37.673	40.551	48.224	227.3	10:27:00.059	17		2:01.120	37.274	41.151	42.695	241.6	10:21:44.588

**54** Jan Laurysse Porsche 992 GT3 Cup  
 PROAM Q1-trackracing

Lap	D	Time	Sector 1	Sector 2	Sector 3	T. Spd	Elapsed
1		9:37:48.249	9:36:12.069	49.909	46.271	114.6	9:37:48.249
2		2:08.345	39.989	43.894	44.462	203.3	9:39:56.594
3		2:05.052	39.387	42.415	43.250	218.6	9:42:01.646
4		2:02.841	38.613	41.549	42.679	231.7	9:44:04.487
5		2:02.909	38.150	41.796	42.963	230.7	9:46:07.396
6		2:20.828 P	40.977	45.037	54.814	173.3	9:48:28.224
7		6:27.469	5:03.476	41.680	42.313	194.9	9:54:55.693
8		2:51.024 P	40.312	55.846	1:14.866	241.0	9:57:46.717
9		6:39.167	5:16.242	41.087	41.838	202.6	10:04:25.884
10		1:58.208	36.900	40.414	40.894	241.6	10:06:24.092
11		2:04.069	36.525	43.345	44.199	248.2	10:08:28.161
12		1:58.013	36.788	40.147	41.078	238.4	10:10:26.174
13		2:11.243 P	36.851	43.950	50.442	235.8	10:12:37.417
14		5:39.794	4:03.647	52.367	43.780	124.5	10:18:17.211
15		1:58.009	37.314	39.995	40.700	206.5	10:20:15.220
16		1:54.893	36.055	39.008	39.830	247.1	10:22:10.113
17		<b>1:54.224</b>	<b>35.611</b>	<b>39.001</b>	<b>39.612</b>	258.9	10:24:04.337
18		2:08.263 P	42.025	39.143	47.095	164.6	10:26:12.600

**57** Quentin Antonel Porsche 992 GT3 Cup  
 AM\* Nicolas Vandierendonck Q1-trackracing

Lap	D	Time	Sector 1	Sector 2	Sector 3	T. Spd	Elapsed
1		9:37:26.039	9:35:43.651	53.385	49.003	140.6	9:37:26.039
2		2:08.334	40.639	43.509	44.186	216.4	9:39:34.373
3		2:07.105	39.459	43.383	44.263	224.0	9:41:41.478
4		2:14.975 P	40.305	42.660	52.010	182.7	9:43:56.453
5		6:42.465	5:16.456	42.660	43.349	174.7	9:50:38.918
6		2:03.837	38.355	41.988	43.494	225.9	9:52:42.755
7		2:06.857	41.199	42.342	43.316	232.7	9:54:49.612
8		2:54.544 P	41.493	56.999	1:16.052	226.8	9:57:44.156
9		7:47.294	6:17.316	45.297	44.681	121.0	10:05:31.450
10		2:03.505	37.763	42.897	42.845	205.7	10:07:34.955
11		2:02.358	38.031	42.038	42.289	205.3	10:09:37.313
12		2:00.414	37.280	41.015	42.119	221.3	10:11:37.727
13		2:08.429 P	37.499	40.517	50.413	201.8	10:13:46.156
14		5:30.247	3:48.183	51.279	50.785	125.8	10:19:16.403
15		2:15.422	43.656	44.336	47.430	157.8	10:21:31.825
16		2:04.645	39.366	42.261	43.018	185.2	10:23:36.470
17		<b>1:58.800</b>	36.927	40.394	<b>41.479</b>	213.4	10:25:35.270
18		2:04.254 P	<b>36.329</b>	<b>39.628</b>	48.297	213.4	10:27:39.524





**Autodromo Nazionale Monza**  
**GT Cup Europe**  
**Free Practice - 2**  
**Lap Analysis**



**67** Federico Lamperti Porsche 992 GT3 Cup **69** Alexandre Bochez Ferrari 488 Challenge Evo

AM Stefano Borghi							AM Mikaël Bochez							
Lap	D	Time	Sector 1	Sector 2	Sector 3	T. Spd	Lap	D	Time	Sector 1	Sector 2	Sector 3	T. Spd	Elapsed
1		9:37:03.126	9:35:28.755	47.942	46.429	133.8	9:37:03.126	1	9:37:14.834	9:35:38.326	49.606	46.902	132.5	9:37:14.834
2		2:09.651	39.789	44.331	45.531	201.4	9:39:12.777	2	2:07.150	39.170	44.025	43.955	223.6	9:39:21.984
3		2:13.895 P	39.112	43.438	51.345	209.7	9:41:26.672	3	2:05.874	38.447	43.206	44.221	257.1	9:41:27.858
4		<del>6:09.538</del>	4:43.062	42.858	43.618	205.3	9:47:36.210	4	2:05.584	38.327	43.111	44.146	249.4	9:43:33.442
5		2:03.138	37.918	42.021	43.199	252.3	9:49:39.348	5	2:05.601	39.209	42.698	43.694	224.5	9:45:39.043
6		2:02.207	37.119	41.341	43.747	246.5	9:51:41.555	6	<del>2:47.366</del> P	38.131	46.026	53.209	245.4	9:47:56.409
7		2:02.537	37.938	41.603	42.996	236.8	9:53:44.092	7	4:00.520	2:28.540	45.231	46.749	195.6	9:51:56.929
8		2:21.967 P	41.716	41.502	58.749	206.8	9:56:06.059	8	2:12.790	40.733	46.420	45.637	199.6	9:54:09.719
9		8:42.893	7:18.661	41.742	42.490	160.0	10:04:48.952	9	2:54.973 P	41.546	50.753	1:22.674	199.2	9:57:04.692
10		<del>2:02.440</del>	36.650	43.112	42.348	223.6	10:06:51.062	10	7:29.240	5:59.265	44.628	45.347	182.7	10:04:33.932
11		2:00.858	37.638	40.669	42.551	229.7	10:08:51.920	11	2:07.015	38.543	44.285	44.187	216.0	10:06:40.947
12		2:00.032	36.912	40.800	42.320	238.9	10:10:51.952	12	2:01.491	37.116	41.385	42.990	237.8	10:08:42.438
13		2:00.248	37.171	40.601	42.476	220.8	10:12:52.200	13	2:00.386	36.822	41.491	42.073	241.0	10:10:42.824
14		1:59.352	36.806	40.730	41.816	239.4	10:14:51.552	14	1:59.772	36.905	40.808	42.059	240.0	10:12:42.596
15		<del>2:07.734</del> P	36.494	40.767	50.470	252.3	10:16:59.283	15	2:07.076 P	36.932	40.878	49.266	237.3	10:14:49.672


**68** Samuele Bosio Porsche 992 GT3 Cup

AM GDL Racing							
Lap	D	Time	Sector 1	Sector 2	Sector 3	T. Spd	Elapsed
1		9:37:02.886 P	9:35:17.048	46.998	58.840	153.1	9:37:02.886
2		4:28.382	2:54.539	45.772	48.071	169.5	9:41:31.268
3		2:11.032	41.264	43.551	46.217	191.8	9:43:42.300
4		2:08.130	38.851	42.986	46.293	211.3	9:45:50.430
5		2:06.299	39.337	42.168	44.794	206.1	9:47:56.729
6		2:05.100	38.894	41.751	44.455	217.3	9:50:01.829
7		2:06.094	38.648	42.546	44.900	217.7	9:52:07.923
8		2:15.018 P	38.453	41.986	54.579	208.8	9:54:22.941
9		10:36.976	9:08.566	43.345	45.065	156.2	10:04:59.917
10		2:02.506	37.959	41.435	43.112	215.1	10:07:02.423
11		2:01.580	37.507	41.311	42.762	222.6	10:09:04.003
12		2:01.272	37.816	41.095	42.361	216.0	10:11:05.275
13		2:01.258	37.675	41.060	42.523	208.4	10:13:06.533
14		2:13.091 P	39.029	42.064	51.998	197.4	10:15:19.624
15		3:40.171	2:15.909	41.814	42.448	196.7	10:18:59.795
16		1:59.789	37.141	40.544	42.104	223.1	10:20:59.584
17		1:58.826	36.594	40.432	41.800	242.1	10:22:58.410
18		2:21.121 P	39.106	44.571	57.444	190.8	10:25:19.531

**71** Jim Michaelian Porsche 911 GT3 Cup gen 2

AM GDL Racing							
Lap	D	Time	Sector 1	Sector 2	Sector 3	T. Spd	Elapsed
1		9:36:48.573	9:35:12.305	48.271	47.997	137.9	9:36:48.573
2		2:14.799	39.236	46.539	49.024	225.0	9:39:03.372
3		2:13.723	41.131	45.726	46.866	196.3	9:41:17.095
4		2:17.098	40.876	48.279	47.943	193.5	9:43:34.193
5		2:16.804	41.069	47.235	48.500	205.7	9:45:50.997
6		2:17.061	40.942	46.650	49.469	188.8	9:48:08.058
7		2:14.540	41.755	46.510	46.275	223.6	9:50:22.598
8		2:28.369 P	41.385	46.837	1:00.147	234.7	9:52:50.967
9		4:41.459 P	2:27.504	59.802	1:14.153	152.7	9:57:32.426
10		7:47.452	6:12.089	48.148	47.215	128.8	10:05:19.878
11		2:09.843	39.525	44.570	45.748	219.5	10:07:29.721
12		<del>2:09.604</del>	39.434	44.197	45.970	228.3	10:09:39.322
13		2:12.841	41.517	45.906	45.418	170.3	10:11:52.163
14		2:08.333	38.687	44.852	44.794	216.4	10:14:00.496
15		2:09.092	39.278	44.720	45.094	214.7	10:16:09.588
16		2:10.351	39.704	45.104	45.543	204.5	10:18:19.939
17		2:10.895	38.671	46.174	46.050	210.1	10:20:30.834
18		2:08.898	39.191	43.830	45.877	225.0	10:22:39.732
19		2:09.250	39.538	45.263	44.449	208.4	10:24:48.982
20		2:22.200 P	38.948	44.632	58.620	191.4	10:27:11.182





**Autodromo Nazionale Monza**  
**GT Cup Europe**  
**Free Practice - 2**  
**Lap Analysis**



**73**

Axel Vanstraaen

Porsche 992 GT3 Cup

**78**

Davide Scannicchio

Porsche 992 GT3 Cup

PROAM

Remi Vanstraaen

Vanstraaen / Orthès Racing

PROAM

Fabio Babini

ZRS Motorsport

Lap	D	Time	Sector 1	Sector 2	Sector 3	T. Spd	Elapsed	Lap	D	Time	Sector 1	Sector 2	Sector 3	T. Spd	Elapsed
1		9:37:00.601	9:35:28.452	46.496	45.653	143.0	9:37:00.601	1		9:44:25.786	9:42:42.371	54.065	49.350	143.0	9:44:25.786
2		2:19.904 P	39.809	46.385	53.710	203.7	9:39:20.505	2		2:14.124	44.094	44.906	45.124	182.4	9:46:39.910
3		4:48.214	3:03.918	53.350	50.946	129.4	9:44:08.719	3		2:08.479	40.940	43.455	44.084	198.8	9:48:48.389
4		2:17.782	44.902	46.280	46.600	168.2	9:46:26.501	4		2:05.480	40.038	42.221	43.221	198.8	9:50:53.869
5		2:17.367	46.887	45.759	44.721	201.1	9:48:43.868	5		2:02.897	39.201	41.385	42.311	199.2	9:52:56.766
6		2:08.943	40.899	43.846	44.198	210.5	9:50:52.811	6		2:02.307	38.727	41.625	41.955	203.0	9:54:59.073
7		2:10.832	45.036	42.836	42.960	222.2	9:53:03.643	7		2:50.518 P	40.875	52.507	1:17.136	221.7	9:57:49.591
8		2:03.507	38.306	42.181	43.020	231.7	9:55:07.150	8		6:50.861	5:27.531	41.874	41.456	177.6	10:04:40.452
9		3:47.268 P	57.249	1:17.213	1:32.806	199.6	9:58:54.418	9		1:58.709	36.977	40.120	41.612	231.7	10:06:39.161
10		5:57.136	4:27.813	44.113	45.210	150.0	10:04:51.554	10		2:03.865 P	36.894	39.804	47.167	219.5	10:08:43.026
11		<del>2:01.828</del>	37.640	41.958	42.230	213.0	10:06:53.382	11		4:07.625	2:42.401	42.109	43.115	178.8	10:12:50.651
12		2:00.994	37.716	41.916	41.362	201.4	10:08:54.376	12		1:59.086	36.698	40.831	41.557	240.5	10:14:49.737
13		1:57.844	36.425	40.326	41.093	226.4	10:10:52.220	13		1:57.089	35.895	40.531	40.663	254.1	10:16:46.826
14		<del>1:56.770</del>	<b>35.505</b>	40.232	41.033	242.1	10:12:48.990	14		2:01.582	35.991	43.320	42.271	244.8	10:18:48.408
15		<b>1:56.397</b>	36.359	<b>39.549</b>	40.489	227.3	10:14:45.387	15		1:56.059	35.909	39.580	40.570	257.1	10:20:44.467
16		2:07.725 P	36.054	40.526	51.145	248.2	10:16:53.112	16		1:55.412	<b>35.528</b>	39.365	40.519	264.7	10:22:39.879
17		4:10.605	2:45.994	42.463	42.148	140.2	10:21:03.717	17		<b>1:54.780</b>	35.610	<b>39.257</b>	<b>39.913</b>	264.7	10:24:34.659
18		1:57.852	36.456	40.678	40.718	228.3	10:23:01.569	18		2:20.710 P	40.465	40.838	59.407	184.6	10:26:55.369
19		1:57.057	36.182	40.402	<b>40.473</b>	237.8	10:24:58.626								
20		2:18.451 P	41.123	41.901	55.427	199.2	10:27:17.077								

**77**

Indrek Jaaska

Porsche 992 GT3 Cup

**80**

Iván Velasco

Ferrari 488 Challenge Evo

AM

EST1 Racing

PROAM

Jorge Cabezas

Mertel Motorsport

Lap	D	Time	Sector 1	Sector 2	Sector 3	T. Spd	Elapsed	Lap	D	Time	Sector 1	Sector 2	Sector 3	T. Spd	Elapsed
1		9:37:39.764	9:35:47.827	56.266	55.671	146.1	9:37:39.764	1		9:36:39.409 P	9:35:00.890	45.217	53.302	110.8	9:36:39.409
2		2:37.852	51.977	53.287	52.588	126.0	9:40:17.616	2		5:24.137	3:45.270	49.229	49.638	152.3	9:42:03.546
3		2:26.313	45.490	48.149	52.674	177.3	9:42:43.929	3		2:15.122	42.069	47.476	45.577	193.2	9:44:18.668
4		2:49.213	1:08.249	50.685	50.279	157.4	9:45:33.142	4		2:08.786	40.277	44.641	43.868	194.5	9:46:27.454
5		<del>2:23.622</del>	44.990	48.971	49.561	184.3	9:47:56.664	5		2:05.256	39.395	42.427	43.434	194.2	9:48:32.710
6		2:20.915	46.071	47.105	47.739	178.8	9:50:17.579	6		2:04.935	39.232	42.123	43.580	213.4	9:50:37.645
7		2:14.706	43.373	45.343	45.990	172.8	9:52:32.285	7		2:01.472	38.326	41.100	42.046	214.7	9:52:39.117
8		2:13.344	41.479	45.965	45.900	207.2	9:54:45.629	8		2:01.248	37.323	41.861	42.064	226.8	9:54:40.365
9		2:56.209 P	44.381	57.112	1:14.716	192.8	9:57:41.838	9		2:55.898 P	40.267	58.585	1:17.046	223.1	9:57:36.263
10		7:23.435	5:53.187	44.959	45.289	153.8	10:05:05.273	10		8:07.049	6:41.085	43.369	42.595	154.2	10:05:43.312
11		2:08.557	39.966	42.869	45.722	198.8	10:07:13.830	11		1:59.321	37.314	40.727	41.280	205.7	10:07:42.633
12		2:09.225	39.300	43.554	46.371	220.8	10:09:23.055	12		1:57.176	36.235	40.054	40.887	219.5	10:09:39.809
13		2:06.001	39.013	42.493	44.495	198.1	10:11:29.056	13		1:56.670	36.395	39.476	40.799	212.1	10:13:33.644
14		2:02.677	38.565	41.969	42.143	209.3	10:13:31.733	14		1:55.299	35.881	39.297	40.121	225.4	10:15:28.943
15		<del>2:02.932</del>	37.381	43.626	41.925	220.4	10:15:34.665	15		2:04.262 P	36.087	39.481	48.694	225.4	10:17:33.205
16		1:59.407	36.706	40.952	41.749	249.4	10:17:34.072	16		4:17.787	2:57.858	39.760	40.169	202.6	10:21:50.992
17		1:58.498	36.622	40.700	41.176	238.9	10:19:32.570	17		<b>1:53.987</b>	<b>35.664</b>	<b>38.577</b>	<b>39.746</b>	232.7	10:23:44.979
18		<del>2:00.655</del>	36.529	41.674	42.452	241.6	10:21:33.225	18		2:04.491 P	35.752	39.044	49.695	220.4	10:25:49.470
19		2:00.653	38.024	40.903	41.726	222.6	10:23:33.878								
20		<b>1:57.311</b>	<b>35.596</b>	40.614	<b>41.101</b>	264.7	10:25:31.189								
21		2:06.260 P	36.376	<b>40.360</b>	49.524	230.7	10:27:37.449								





**Autodromo Nazionale Monza**  
**GT Cup Europe**  
**Free Practice - 2**  
**Lap Analysis**




**81** Luca Ludwig Ferrari 488 Challenge Evo

PROAM Steven Liquorish Mertel Motorsport

Lap	D	Time	Sector 1	Sector 2	Sector 3	T. Spd	Elapsed
1		9:36:34.234	9:35:03.060	45.145	46.029	121.0	9:36:34.234
2		2:04.781	38.488	42.634	43.659	193.2	9:38:39.015
3		2:02.243	37.808	41.801	42.634	209.3	9:40:41.258
4		2:09.600 P	37.433	41.472	50.695	218.6	9:42:50.858
5		6:03.522	4:26.541	49.914	47.067	144.9	9:48:54.380
6		2:08.044	41.249	43.287	43.508	185.2	9:51:02.424
7		2:03.115	39.392	41.744	41.979	208.4	9:53:05.539
8		1:59.903	37.237	41.298	41.368	226.4	9:55:05.442
9		3:45.058 P	57.647	1:16.891	1:30.520	220.8	9:58:50.500
10		7:08.902	5:36.345	46.779	45.778	138.1	10:05:59.402
11		2:08.953	40.030	44.311	44.612	203.3	10:08:08.355
12		2:05.404	38.735	42.545	44.124	226.8	10:10:13.759
13		2:02.632	37.630	42.096	42.906	237.3	10:12:16.391
14		2:14.632 P	38.249	42.006	54.377	238.4	10:14:31.023
15		4:06.439	2:44.294	41.321	40.824	172.5	10:18:37.462
16		1:55.455	35.374	39.823	40.258	228.8	10:20:32.917
17		<b>1:54.332</b>	35.329	<b>39.232</b>	<b>39.771</b>	227.8	10:22:27.249
18		1:57.017	35.807	39.962	41.248	227.3	10:24:24.266
19		2:26.669 P	<b>35.119</b>	47.239	1:04.311	238.4	10:26:50.935







# Autodromo Nazionale Monza

## GT Cup Europe

### Free Practice - 2


#### Best Sectors Results



Sector - 1			Sector - 2			Sector - 3			Ideal Lap vs Best Lap		
Clas	Nº Driver	Time	Nº Driver	Time	Nº Driver	Time	Clas	Nº Driver	Ideal Lap	Best Lap	Clas
1	81 Ludwig - Liquorish	35.119	47 Alex Reimann	38.454	47 Alex Reimann	39.166	1	47 Alex Reimann	1:52.780	1:52.780	1
2	47 Alex Reimann	35.160	80 Velasco - Cabezas	38.577	54 Jan Lauryszen	39.612	2	80 Velasco - Cabezas	1:53.987	1:53.987	2
3	16 Evgenii Leonov	35.283	54 Jan Lauryszen	39.001	80 Velasco - Cabezas	39.746	3	81 Ludwig - Liquorish	1:54.122	1:54.332	4
4	73 Vanstraaften - Vanstraaften	35.505	44 Pisani - Zanini	39.042	17 Innocenti - Belicchi	39.761	4	54 Jan Lauryszen	1:54.224	1:54.224	3
5	78 Scannicchio - Babini	35.528	17 Innocenti - Belicchi	39.131	81 Ludwig - Liquorish	39.771	5	17 Innocenti - Belicchi	1:54.445	1:54.715	6
6	44 Pisani - Zanini	35.548	81 Ludwig - Liquorish	39.232	78 Scannicchio - Babini	39.913	6	44 Pisani - Zanini	1:54.578	1:54.578	5
7	17 Innocenti - Belicchi	35.553	78 Scannicchio - Babini	39.257	44 Pisani - Zanini	39.988	7	78 Scannicchio - Babini	1:54.698	1:54.780	7
8	77 Indrek Jaaska	35.596	16 Evgenii Leonov	39.371	16 Evgenii Leonov	40.123	8	16 Evgenii Leonov	1:54.777	1:55.622	8
9	54 Jan Lauryszen	35.611	73 Vanstraaften - Vanstraaften	39.549	73 Vanstraaften - Vanstraaften	40.473	9	73 Vanstraaften - Vanstraaften	1:55.527	1:56.397	9
10	80 Velasco - Cabezas	35.664	57 Antonel - Vandierendonck	39.628	77 Indrek Jaaska	41.101	10	77 Indrek Jaaska	1:57.057	1:57.311	10
11	14 Fondi - Van den Hengel	35.886	69 Bochez - Bochez	40.055	52 Przybylak - Vandervelde	41.123	11	57 Antonel - Vandierendonck	1:57.436	1:58.800	14
12	69 Bochez - Bochez	35.914	52 Przybylak - Vandervelde	40.299	12 Glauco Solieri	41.139	12	69 Bochez - Bochez	1:57.940	1:58.087	11
13	57 Antonel - Vandierendonck	36.329	77 Indrek Jaaska	40.360	57 Antonel - Vandierendonck	41.479	13	52 Przybylak - Vandervelde	1:58.102	1:58.102	12
14	12 Glauco Solieri	36.489	68 Samuele Bosio	40.432	55 Condé - Mello	41.511	14	12 Glauco Solieri	1:58.184	1:58.273	13
15	67 Lamperti - Borghi	36.494	55 Condé - Mello	40.482	68 Samuele Bosio	41.800	15	68 Samuele Bosio	1:58.826	1:58.826	15
16	68 Samuele Bosio	36.594	12 Glauco Solieri	40.556	67 Lamperti - Borghi	41.816	16	55 Condé - Mello	1:58.862	1:59.367	17
17	52 Przybylak - Vandervelde	36.680	67 Lamperti - Borghi	40.601	69 Bochez - Bochez	41.971	17	67 Lamperti - Borghi	1:58.911	1:59.352	16
18	55 Condé - Mello	36.869	19 Bozzoni - Navarrete	41.313	14 Fondi - Van den Hengel	41.971	18	14 Fondi - Van den Hengel	1:59.194	2:00.060	18
19	11 Fabiani - Zerbi	37.038	14 Fondi - Van den Hengel	41.337	21 Perian - Tincescu	42.135	19	19 Bozzoni - Navarrete	2:00.757	2:01.106	19
20	19 Bozzoni - Navarrete	37.294	21 Perian - Tincescu	41.403	19 Bozzoni - Navarrete	42.150	20	21 Perian - Tincescu	2:00.880	2:01.566	21
21	21 Perian - Tincescu	37.342	11 Fabiani - Zerbi	41.544	11 Fabiani - Zerbi	42.614	21	11 Fabiani - Zerbi	2:01.196	2:01.402	20
22	71 Jim Michaelian	38.671	71 Jim Michaelian	43.830	71 Jim Michaelian	44.449	22	71 Jim Michaelian	2:06.950	2:08.333	22







# Autodromo Nazionale Monza

## GT Cup Europe


### Free Practice - 2

#### Best 5 Lap Times



Cl	N°	Entrant/Team	Nat	Driver 1	Nat	Driver 2	Nat	Vehicle	Cat	Cl	Best 1		Best 2		Best 3		Best 4		Best 5	
											Time	Lap	Time	Lap	Time	Lap	Time	Lap	Time	Lap
1	47	EST1 Racing	EST	Alex Reimann	EST			Porsche 992 GT3 Cup	PROAM	1	1:52.780	16	1:55.499	14	1:55.502	12	1:56.233	15	1:56.942	13
2	80	Mertel Motorsport	DEU	Iván Velasco	ESP	Jorge Cabezas	ESP	Ferrari 488 Challenge Evo	PROAM	2	1:53.987	18	1:55.299	15	1:56.670	14	1:57.165	13	1:57.176	12
3	54	Q1-trackracing	BEL	Jan Lauryszen	BEL			Porsche 992 GT3 Cup	PROAM	3	1:54.224	17	1:54.893	16	1:58.009	15	1:58.013	12	1:58.208	10
4	81	Mertel Motorsport	DEU	Luca Ludwig	DEU	Steven Liquorish	GBR	Ferrari 488 Challenge Evo	PROAM	4	1:54.332	17	1:55.455	16	1:57.017	18	1:59.903	8	2:02.243	3
5	44	Eugenio Pisani / SP Racing	ITA	Eugenio Pisani	ITA	Stefano Zanini	MCO	Porsche 911 GT3 Cup gen 2	PROAM	5	1:54.578	14	1:56.656	9	1:58.859	8	1:59.451	7	2:02.016	10
6	17	Rosscorsa Racing	ITA	Lorenzo Innocenti	ITA	Andrea Belicchi	ITA	Ferrari 488 Challenge Evo	PROAM	6	1:54.715	18	1:55.204	19	1:56.488	15	1:57.370	14	1:58.763	13
7	78	ZRS Motorsport	ITA	Davide Scannicchio	ITA	Fabio Babini	ITA	Porsche 992 GT3 Cup	PROAM	7	1:54.780	17	1:55.412	16	1:56.059	15	1:57.089	13	1:58.709	9
8	16	Volcano Motorsport	ESP	Evgenii Leonov	ITA			Porsche 992 GT3 Cup	PROAM*	8	1:55.622	17	1:56.456	16	1:57.395	15	1:59.411	14	2:02.850	9
9	73	Vanstraten / Orthès Racing	FRA	Axel Vanstraten	FRA	Remi Vanstraten	FRA	Porsche 992 GT3 Cup	PROAM	9	1:56.397	15	1:57.057	19	1:57.844	13	1:57.852	18	2:00.994	12
10	77	EST1 Racing	EST	Indrek Jaaska	EST			Porsche 992 GT3 Cup	AM	1	1:57.311	20	1:58.498	17	1:59.407	16	2:00.653	19	2:02.677	14
11	69	Kessel Racing	CHE	Alexandre Bochez	CHE	Mikaël Bochez	CHE	Ferrari 488 Challenge Evo	AM	2	1:58.087	18	1:59.373	17	1:59.772	14	2:00.386	13	2:01.491	12
12	52	Q1-trackracing	BEL	Xander Przybylak	BEL	Laurent Vandervele	BEL	Porsche 992 GT3 Cup	AM	3	1:58.102	16	2:00.086	15	2:01.796	11	2:02.291	9	2:03.274	10
13	12	GDL Racing	SMR	Glauco Solieri	ITA			Porsche 992 GT3 Cup	AM	4	1:58.273	15	1:58.589	14	1:58.722	16	1:59.263	13	2:00.290	12
14	57	Q1-trackracing	BEL	Quentin Antonel	FRA	Nicolas Vandierendonck	BEL	Porsche 992 GT3 Cup	AM*	5	1:58.800	17	2:00.414	12	2:02.358	11	2:03.505	10	2:03.837	6
15	68	GDL Racing	SMR	Samuele Bosio	ITA			Porsche 992 GT3 Cup	AM	6	1:58.826	17	1:59.789	16	2:01.258	13	2:01.272	12	2:01.580	11
16	67	GDL Racing	SMR	Federico Lamperti	ITA	Stefano Borghi	ITA	Porsche 992 GT3 Cup	AM	7	1:59.352	14	2:00.032	12	2:00.248	13	2:00.858	11	2:02.207	6
17	55	Q1-trackracing	BEL	Gustavo Condé	BRA	H. Mello	BRA	Porsche 992 GT3 Cup	AM	8	1:59.367	18	1:59.659	19	2:01.120	17	2:02.018	16	2:02.346	15
18	14	Ghinzani Arco Motorsport	ITA	Maurizio Fondi	ITA	Laura Van den Hengel	IND	Porsche 992 GT3 Cup	AM	9	2:00.060	16	2:01.003	15	2:01.774	14	2:02.493	17	2:02.531	13
19	19	Mertel Motorsport	DEU	Stefano Bozzoni	ITA	Fernando Navarrete	ESP	Ferrari 488 Challenge Evo	AM	10	2:01.106	3	2:01.957	7	2:02.296	2	2:05.937	6	2:13.035	4
20	11	Fabio Fabiani / SP Racing	ITA	Fabio Fabiani	ITA	Stefano Zerbi	ITA	Porsche 911 GT3 Cup gen 2	AM	11	2:01.402	14	2:04.972	12	2:05.498	11	2:07.138	13	2:07.740	10
21	21	Camil Perian / R01 Racing by Varu Nicu	ROU	Camil Perian	ROU	Florin Tincescu	ROU	Porsche 911 GT3 Cup gen 2	AM	12	2:01.566	14	2:02.709	13	2:03.111	17	2:05.973	12	2:07.271	7
22	71	GDL Racing	SMR	Jim Michaelian	USA			Porsche 911 GT3 Cup gen 2	AM	13	2:08.333	14	2:08.898	18	2:09.092	15	2:09.250	19	2:09.843	11





# Autodromo Nazionale Monza

## GT Cup Europe

### Free Practice - 2


#### Best 5 Top Speeds



Top 1    Top 2    Top 3    Top 4    Top 5

Cl	N° Entrant/Team	Nat	Driver 1	Nat	Driver 2	Nat	Vehicle	Cat	Cl	Top 1		Top 2		Top 3		Top 4		Top 5		Avg
										Km/h	Lap	Km/h	Lap	Km/h	Lap	Km/h	Lap	Km/h	Lap	
1	17 Rossocorsa Racing	ITA	Lorenzo Innocenti	ITA	Andrea Belicchi	ITA	Ferrari 488 Challenge Evo	PROAM	1	276.2	19	271.3	18	260.8	14	260.2	11	254.1	15	264.5
2	16 Volcano Motorsport	ESP	Evgenii Leonov	MDA			Porsche 992 GT3 Cup	PROAM*	2	269.3	21	256.5	17	250.5	7	250.0	5	250.0	9	255.2
3	77 EST1 Racing	EST	Indrek Jaaska	EST			Porsche 992 GT3 Cup	AM	1	264.7	20	249.4	16	241.6	18	238.9	17	230.7	21	245.0
4	78 ZRS Motorsport	ITA	Davide Scannicchio	ITA	Fabio Babini	ITA	Porsche 992 GT3 Cup	PROAM	3	264.7	16	264.7	17	257.1	15	254.1	13	244.8	14	257.1
5	14 Ghinzani Arco Motorsport	ITA	Maurizio Fondi	ITA	Laura Van den Hengel	NLD	Porsche 992 GT3 Cup	AM	2	264.0	17	262.1	16	257.7	15	255.3	13	248.2	14	257.5
6	12 GDL Racing	SMR	Glauco Solieri	ITA			Porsche 992 GT3 Cup	AM	3	263.4	15	263.4	16	249.4	11	248.2	17	241.6	7	253.2
7	69 Kessel Racing	CHE	Alexandre Bochez	CHE	Mikaël Bochez	CHE	Ferrari 488 Challenge Evo	AM	4	263.4	17	262.1	18	257.1	3	255.9	19	249.4	4	257.6
8	47 EST1 Racing	EST	Alex Reimann	EST			Porsche 992 GT3 Cup	PROAM	4	262.7	16	243.2	12	237.3	15	233.7	17	218.1	14	239.0
9	54 Q1-trackracing	BEL	Jan Laurysen	BEL			Porsche 992 GT3 Cup	PROAM	5	258.9	17	248.2	11	247.1	16	241.6	10	241.0	8	247.4
10	44 Eugenio Pisani / SP Racing	ITA	Eugenio Pisani	ITA	Stefano Zanini	ITA	Porsche 911 GT3 Cup gen 2	PROAM	6	255.3	13	251.1	12	250.0	10	248.8	14	247.7	9	250.6
11	67 GDL Racing	SMR	Federico Lamperti	ITA	Stefano Borghi	ITA	Porsche 992 GT3 Cup	AM	5	252.3	5	252.3	15	246.5	6	239.4	14	238.9	12	245.9
12	55 Q1-trackracing	BEL	Gustavo Condé	BRA	H. Mello	BRA	Porsche 992 GT3 Cup	AM	6	248.2	19	247.1	18	245.4	16	242.6	20	241.6	17	245.0
13	73 Vanstraten / Orthès Racing	FRA	Axel Vanstraten	FRA	Remi Vanstraten	FRA	Porsche 992 GT3 Cup	PROAM	7	248.2	16	242.1	14	237.8	19	231.7	8	228.3	18	237.6
14	52 Q1-trackracing	BEL	Xander Przybylak	BEL	Laurent Vandervelde	BEL	Porsche 992 GT3 Cup	AM	7	244.8	16	232.7	11	227.3	17	226.8	12	226.4	10	231.6
15	11 Fabio Fabiani / SP Racing	ITA	Fabio Fabiani	ITA	Stefano Zerbi	ITA	Porsche 911 GT3 Cup gen 2	AM	8	242.6	14	231.2	12	230.2	15	212.5	2	196.3	11	222.6
16	68 GDL Racing	SMR	Samuele Bosio	ITA			Porsche 992 GT3 Cup	AM	9	242.1	17	223.1	16	222.6	11	217.7	7	217.3	6	224.6
17	81 Mertel Motorsport	DEU	Luca Ludwig	DEU	Steven Liquorish	GBR	Ferrari 488 Challenge Evo	PROAM	8	238.4	14	238.4	19	237.3	13	228.8	16	227.8	17	234.1
18	21 Camil Perian / R01 Racing by Varu Nicu	ROU	Camil Perian	ROU	Florin Tincescu	ROU	Porsche 911 GT3 Cup gen 2	AM	10	236.8	14	230.7	18	229.7	15	216.4	13	216.0	3	225.9
19	71 GDL Racing	SMR	Jim Michaelian	USA			Porsche 911 GT3 Cup gen 2	AM	11	234.7	8	228.3	12	225.0	2	225.0	18	223.6	7	227.3
20	57 Q1-trackracing	BEL	Quentin Antonel	FRA	Nicolas Vandierendonck	BEL	Porsche 992 GT3 Cup	AM*	12	232.7	7	226.8	8	225.9	6	224.0	3	221.3	12	226.1
21	80 Mertel Motorsport	DEU	Iván Velasco	ESP	Jorge Cabezas	ESP	Ferrari 488 Challenge Evo	PROAM	9	232.7	18	226.8	8	225.4	15	225.4	16	223.1	9	226.7
22	19 Mertel Motorsport	DEU	Stefano Bozzoni	ITA	Fernando Navarrete	ESP	Ferrari 488 Challenge Evo	AM	13	219.9	3	217.7	4	213.4	7	206.8	2	179.4	6	207.4





# Autodromo Nazionale Monza

## GT Cup Europe

### Free Practice - 2


#### Fastest Laps Sequence

Autodromo Nazionale Monza 5.793 m.



Lap	Time of Day	Session Time	N° Entrant/Team	Nat	Driver 1	Nat	Driver 2	Nat	Vehicle	Cat	Time	Km/h
2	9:38:33.154	4:33.154	19 Mertel Motorsport		Stefano Bozzoni		Fernando Navarrete		Ferrari 488 Challenge Evo	AM	2:02.296	170.5
3	9:40:34.260	6:34.260	19 Mertel Motorsport		Stefano Bozzoni		Fernando Navarrete		Ferrari 488 Challenge Evo	AM	2:01.106	172.2
8	9:55:05.442	21:05.442	81 Mertel Motorsport		Luca Ludwig		Steven Liquorish		Ferrari 488 Challenge Evo	PROAM	1:59.903	173.9
10	10:06:24.092	32:24.092	54 Q1-trackracing		Jan Laurysen				Porsche 992 GT3 Cup	PROAM	1:58.208	176.4
12	10:08:30.309	34:30.309	47 EST1 Racing		Alex Reimann				Porsche 992 GT3 Cup	PROAM	1:55.502	180.5
14	10:12:22.750	38:22.750	47 EST1 Racing		Alex Reimann				Porsche 992 GT3 Cup	PROAM	1:55.499	180.5
15	10:15:28.943	41:28.943	80 Mertel Motorsport		Iván Velasco		Jorge Cabezas		Ferrari 488 Challenge Evo	PROAM	1:55.299	180.8
16	10:16:11.763	42:11.763	47 EST1 Racing		Alex Reimann				Porsche 992 GT3 Cup	PROAM	1:52.780	184.9





# Autodromo Nazionale Monza

## GT Cup Europe


### Free Practice - 2

#### Event Best Maximum Speed



N°	Entrant/Team	Nat	Driver 1	Nat	Driver 2	Nat	Vehicle	Cat	Km/h	Session
17	Rossocorsa Racing	ITA	Lorenzo Innocenti	ITA	Andrea Belicchi	ITA	Ferrari 488 Challenge Evo	PROAM	276.2	Free Practice - 2
16	Volcano Motorsport	ESP	Evgenii Leonov	MDA			Porsche 992 GT3 Cup	PROAM*	269.3	Free Practice - 2
78	ZRS Motorsport	ITA	Davide Scannicchio	ITA	Fabio Babini	ITA	Porsche 992 GT3 Cup	PROAM	264.7	Free Practice - 2
77	EST1 Racing	EST	Indrek Jaaska	EST			Porsche 992 GT3 Cup	AM	264.7	Free Practice - 2
14	Ghinzani Arco Motorsport	ITA	Maurizio Fondi	ITA	Laura Van den Hengel	NLD	Porsche 992 GT3 Cup	AM	264.0	Free Practice - 2
12	GDL Racing	SMR	Glauco Solieri	ITA			Porsche 992 GT3 Cup	AM	263.4	Free Practice - 2
69	Kessel Racing	CHE	Alexandre Bochez	CHE	Mikaël Bochez	CHE	Ferrari 488 Challenge Evo	AM	263.4	Free Practice - 2
47	EST1 Racing	EST	Alex Reimann	EST			Porsche 992 GT3 Cup	PROAM	262.7	Free Practice - 2
54	Q1-trackracing	BEL	Jan Lauryssen	BEL			Porsche 992 GT3 Cup	PROAM	258.9	Free Practice - 2
44	Eugenio Pisani / SP Racing	ITA	Eugenio Pisani	ITA	Stefano Zanini	MDA	Porsche 911 GT3 Cup gen 2	PROAM	255.3	Free Practice - 2
67	GDL Racing	SMR	Federico Lamperti	ITA	Stefano Borghi	ITA	Porsche 992 GT3 Cup	AM	252.3	Free Practice - 2
21	Camil Perian / R01 Racing by Varu Nicu	ROU	Camil Perian	ROU	Florin Tincescu	ROU	Porsche 911 GT3 Cup gen 2	AM	251.1	Free Practice - 1
73	Vanstraten / Orthès Racing	FRA	Axel Vanstraten	FRA	Remi Vanstraten	FRA	Porsche 992 GT3 Cup	PROAM	248.2	Free Practice - 2
55	Q1-trackracing	BEL	Gustavo Condé	BRA	H. Mello	BRA	Porsche 992 GT3 Cup	AM	248.2	Free Practice - 2
52	Q1-trackracing	BEL	Xander Przybylak	BEL	Laurent Vandervelde	BEL	Porsche 992 GT3 Cup	AM	244.8	Free Practice - 2
11	Fabio Fabiani / SP Racing	ITA	Fabio Fabiani	ITA	Stefano Zerbi	ITA	Porsche 911 GT3 Cup gen 2	AM	242.6	Free Practice - 2
68	GDL Racing	SMR	Samuele Bosio	ITA			Porsche 992 GT3 Cup	AM	242.1	Free Practice - 2
81	Mertel Motorsport	DEU	Luca Ludwig	DEU	Steven Liquorish	GBR	Ferrari 488 Challenge Evo	PROAM	238.4	Free Practice - 2
71	GDL Racing	SMR	Jim Michaelian	USA			Porsche 911 GT3 Cup gen 2	AM	234.7	Free Practice - 2
57	Q1-trackracing	BEL	Quentin Antonel	FRA	Nicolas Vandierendonck	BEL	Porsche 992 GT3 Cup	AM*	232.7	Free Practice - 2
80	Mertel Motorsport	DEU	Iván Velasco	ESP	Jorge Cabezas	ESP	Ferrari 488 Challenge Evo	PROAM	232.7	Free Practice - 2
19	Mertel Motorsport	DEU	Stefano Bozzoni	ITA	Fernando Navarrete	ESP	Ferrari 488 Challenge Evo	AM	219.9	Free Practice - 2





**Autodromo Nazionale Monza**  
**GT Cup Europe**  
**Free Practice - 2**  
**Pit Stop Analysis**



**11** Fabio Fabiani Porsche 911 GT3 Cup gen 2  
 AM Stefano Zerbi Fabio Fabiani / SP Racing

N°	In Day Time	In Time	Out Time	Pit Time	T. Pit Time	Handicap	Diff.
1	9:46:44.624	9:46:44.624	9:51:46.961	5:02.337	5:02.337		
2	9:56:49.515	9:56:49.515	10:03:16.064	6:26.549	11:28.886		

**12** Glauco Solieri Porsche 992 GT3 Cup  
 AM GDL Racing

N°	In Day Time	In Time	Out Time	Pit Time	T. Pit Time	Handicap	Diff.
1	9:42:55.935	9:42:55.935	9:45:55.899	2:59.964	2:59.964		
2	9:57:01.868	9:57:01.868	10:02:50.304	5:48.436	8:48.400		

**14** Maurizio Fondi Porsche 992 GT3 Cup  
 AM Laura Van den Hengel Ghinzani Arco Motorsport

N°	In Day Time	In Time	Out Time	Pit Time	T. Pit Time	Handicap	Diff.
1	9:46:13.939	9:46:13.939	9:50:51.603	4:37.664	4:37.664		
2	9:56:33.991	9:56:33.991	10:02:54.361	6:20.370	10:58.034		

**16** Evgenii Leonov Porsche 992 GT3 Cup  
 PROAM\* Volcano Motorsport

N°	In Day Time	In Time	Out Time	Pit Time	T. Pit Time	Handicap	Diff.
1	9:39:05.130	9:39:05.130	9:40:43.995	1:38.865	1:38.865		
2	9:58:49.621	9:58:49.621	10:02:33.001	3:43.380	5:22.245		
3	10:18:43.298	10:18:43.298	10:19:08.734	25.436	5:47.681		
4	10:21:13.399	10:21:13.399	10:22:24.227	1:10.828	6:58.509		

**17** Lorenzo Innocenti Ferrari 488 Challenge Evo  
 PROAM Andrea Belicchi Rossocorsa Racing

N°	In Day Time	In Time	Out Time	Pit Time	T. Pit Time	Handicap	Diff.
1	9:46:21.512	9:46:21.512	9:47:44.990	1:23.478	1:23.478		
2	9:56:47.866	9:56:47.866	10:02:35.647	5:47.781	7:11.259		
3	10:16:50.152	10:16:50.152	10:18:22.239	1:32.087	8:43.346		

**19** Stefano Bozzoni Ferrari 488 Challenge Evo  
 AM Fernando Navarrete Mertel Motorsport

N°	In Day Time	In Time	Out Time	Pit Time	T. Pit Time	Handicap	Diff.
1	9:42:41.978	9:42:41.978	9:46:51.259	4:09.281	4:09.281		

**21** Camil Perian Porsche 911 GT3 Cup gen 2  
 AM Florin Tincescu Camil Perian / R01 Racing by Varu Nicu

N°	In Day Time	In Time	Out Time	Pit Time	T. Pit Time	Handicap	Diff.
1	9:37:45.180	9:37:45.180	9:38:56.204	1:11.024	1:11.024		
2	9:45:29.114	9:45:29.114	9:47:48.167	2:19.053	3:30.077		
3	9:57:57.690	9:57:57.690	10:03:49.299	5:51.609	9:21.686		
4	10:18:52.189	10:18:52.189	10:20:21.593	1:29.404	10:51.090		

**44** Eugenio Pisani Porsche 911 GT3 Cup gen 2  
 PROAM Stefano Zanini Eugenio Pisani / SP Racing

N°	In Day Time	In Time	Out Time	Pit Time	T. Pit Time	Handicap	Diff.
1	9:43:54.929	9:43:54.929	9:52:06.662	8:11.733	8:11.733		
2	9:57:03.181	9:57:03.181	10:04:10.007	7:06.826	15:18.559		
3	10:14:04.637	10:14:04.637	10:17:28.379	3:23.742	18:42.301		

**47** Alex Reimann Porsche 992 GT3 Cup  
 PROAM EST1 Racing

N°	In Day Time	In Time	Out Time	Pit Time	T. Pit Time	Handicap	Diff.
1	9:47:53.711	9:47:53.711	9:49:50.277	1:56.566	1:56.566		
2	9:56:45.853	9:56:45.853	10:02:30.787	5:44.934	7:41.500		

**52** Xander Przybylak Porsche 992 GT3 Cup  
 AM Laurent Vandervelde Q1-trackracing

N°	In Day Time	In Time	Out Time	Pit Time	T. Pit Time	Handicap	Diff.
1	9:45:23.463	9:45:23.463	9:49:03.371	3:39.908	3:39.908		
2	9:51:34.439	9:51:34.439	9:54:43.957	3:09.518	6:49.426		
3	9:57:32.666	9:57:32.666	10:03:08.372	5:35.706	12:25.132		
4	10:13:26.748	10:13:26.748	10:16:35.093	3:08.345	15:33.477		

**54** Jan Laurysen Porsche 992 GT3 Cup  
 PROAM Q1-trackracing

N°	In Day Time	In Time	Out Time	Pit Time	T. Pit Time	Handicap	Diff.
1	9:48:22.871	9:48:22.871	9:52:54.344	4:31.473	4:31.473		
2	9:57:38.785	9:57:38.785	10:02:25.325	4:46.540	9:18.013		
3	10:12:32.073	10:12:32.073	10:15:50.940	3:18.867	12:36.880		

**55** Gustavo Condé Porsche 992 GT3 Cup  
 AM H. Mello Q1-trackracing

N°	In Day Time	In Time	Out Time	Pit Time	T. Pit Time	Handicap	Diff.
1	9:47:11.961	9:47:11.961	9:52:41.110	5:29.149	5:29.149		
2	9:58:00.149	9:58:00.149	10:02:40.979	4:40.830	10:09.979		

**57** Quentin Antonel Porsche 992 GT3 Cup  
 AM\* Nicolas Vandierendonck Q1-trackracing

N°	In Day Time	In Time	Out Time	Pit Time	T. Pit Time	Handicap	Diff.
1	9:43:51.138	9:43:51.138	9:48:32.345	4:41.207	4:41.207		
2	9:57:36.801	9:57:36.801	10:03:16.969	5:40.168	10:21.375		
3	10:13:40.906	10:13:40.906	10:16:46.262	3:05.356	13:26.731		

**67** Federico Lamperti Porsche 992 GT3 Cup  
 AM Stefano Borghi GDL Racing

N°	In Day Time	In Time	Out Time	Pit Time	T. Pit Time	Handicap	Diff.
1	9:41:21.513	9:41:21.513	9:45:31.751	4:10.238	4:10.238		
2	9:56:01.097	9:56:01.097	10:02:43.168	6:42.071	10:52.309		

**68** Samuele Bosio Porsche 992 GT3 Cup  
 AM GDL Racing

N°	In Day Time	In Time	Out Time	Pit Time	T. Pit Time	Handicap	Diff.
1	9:36:57.407	9:36:57.407	9:39:14.064	2:16.657	2:16.657		
2	9:54:17.675	9:54:17.675	10:02:46.763	8:29.088	10:45.745		
3	10:15:14.380	10:15:14.380	10:16:57.151	1:42.771	12:28.516		

**69** Alexandre Bochez Ferrari 488 Challenge Evo  
 AM Mikaël Bochez Kessel Racing

N°	In Day Time	In Time	Out Time	Pit Time	T. Pit Time	Handicap	Diff.
1	9:47:51.049	9:47:51.049	9:49:40.168	1:49.119	1:49.119		
2	9:56:59.138	9:56:59.138	10:02:20.764	5:21.626	7:10.745		
3	10:14:44.251	10:14:44.251	10:16:27.164	1:42.913	8:53.658		

**71** Jim Michaelian Porsche 911 GT3 Cup gen 2  
 AM GDL Racing

N°	In Day Time	In Time	Out Time	Pit Time	T. Pit Time	Handicap	Diff.
1	9:52:45.830	9:52:45.830	9:54:35.903	1:50.073	1:50.073		
2	9:57:26.894	9:57:26.894	10:02:58.930	5:32.036	7:22.109		

**73** Axel Vanstraaen Porsche 992 GT3 Cup  
 PROAM Remi Vanstraaen Vanstraaen / Orthès Racing

N°	In Day Time	In Time	Out Time	Pit Time	T. Pit Time	Handicap	Diff.
1	9:39:15.114	9:39:15.114	9:41:32.755	2:17.641	2:17.641		
2	9:58:47.751	9:58:47.751	10:02:39.284	3:51.533	6:09.174		
3	10:16:47.678	10:16:47.678	10:18:59.306	2:11.628	8:20.802		





Autodromo Nazionale Monza

GT Cup Europe

Free Practice - 2

Pit Stop Analysis



**77** Indrek Jaaska Porsche 992 GT3 Cup

AM EST1 Racing

N°	In Day Time	In Time	Out Time	Pit Time	T. Pit Time	Handicap	Diff.
1	9:57:34.824	9:57:34.824	10:02:47.810	5:12.986	5:12.986		

**78** Davide Scannicchio Porsche 992 GT3 Cup

PROAM Fabio Babini ZRS Motorsport

N°	In Day Time	In Time	Out Time	Pit Time	T. Pit Time	Handicap	Diff.
1	9:57:41.909	9:57:41.909	10:02:36.653	4:54.744	4:54.744		
2	10:08:37.722	10:08:37.722	10:10:42.101	2:04.379	6:59.123		

**80** Iván Velasco Ferrari 488 Challenge Evo

PROAM Jorge Cabezas Mertel Motorsport

N°	In Day Time	In Time	Out Time	Pit Time	T. Pit Time	Handicap	Diff.
1	9:36:33.341	9:36:33.341	9:39:34.887	3:01.546	3:01.546		
2	9:57:30.836	9:57:30.836	10:03:34.854	6:04.018	9:05.564		
3	10:17:27.887	10:17:27.887	10:19:54.337	2:26.450	11:32.014		

**81** Luca Ludwig Ferrari 488 Challenge Evo

PROAM Steven Liquorish Mertel Motorsport

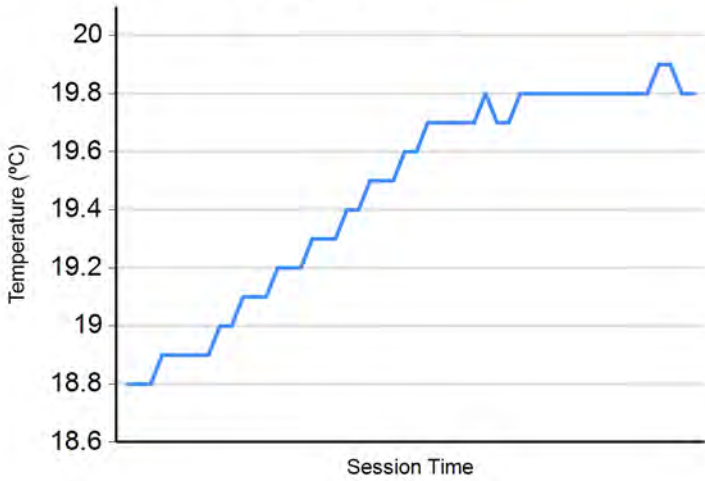
N°	In Day Time	In Time	Out Time	Pit Time	T. Pit Time	Handicap	Diff.
1	9:42:45.394	9:42:45.394	9:46:26.975	3:41.581	3:41.581		
2	9:58:45.056	9:58:45.056	10:03:41.437	4:56.381	8:37.962		
3	10:14:25.520	10:14:25.520	10:16:36.235	2:10.715	10:48.677		



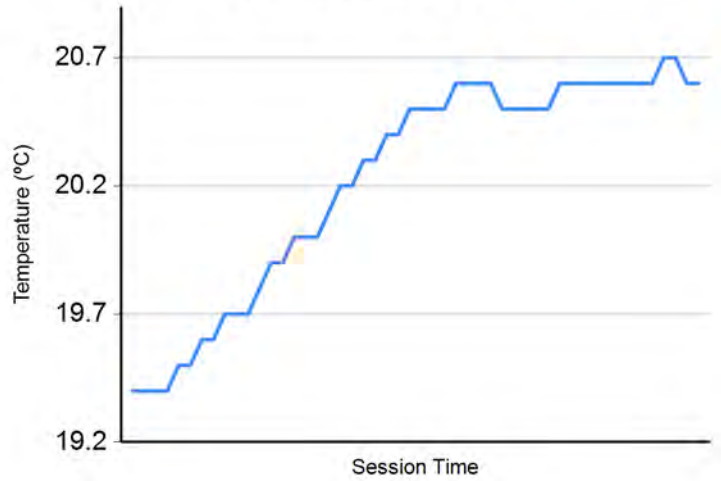




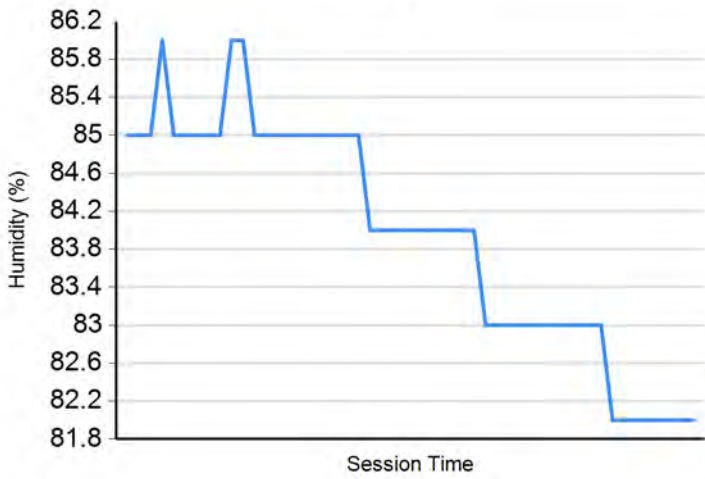
**Air Temperature**



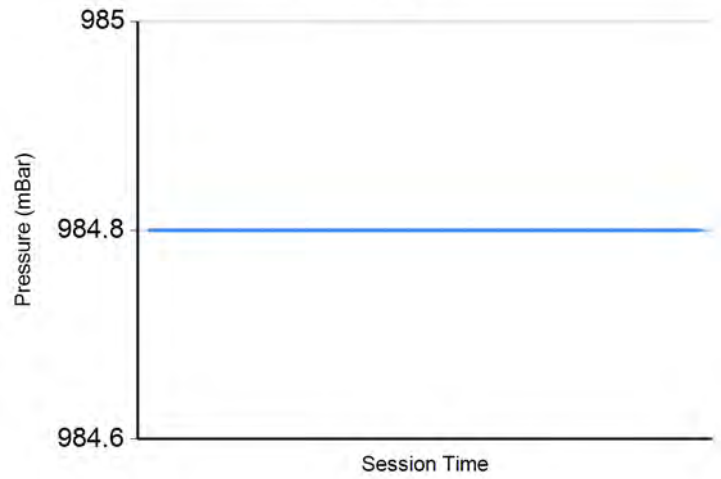
**Track Temperature**



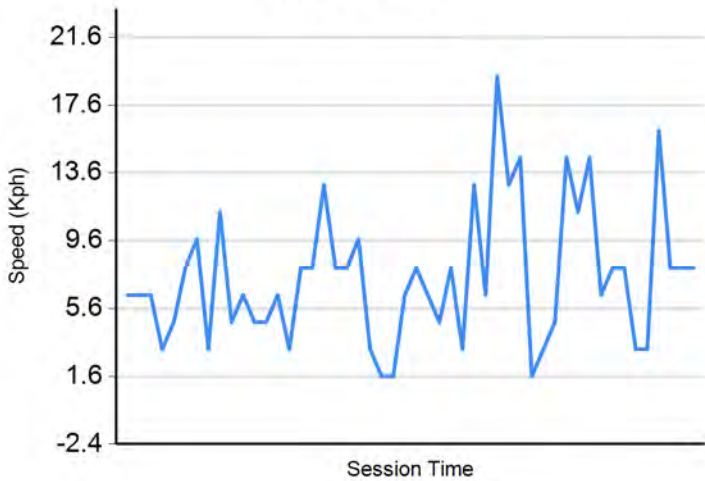
**Humidity**



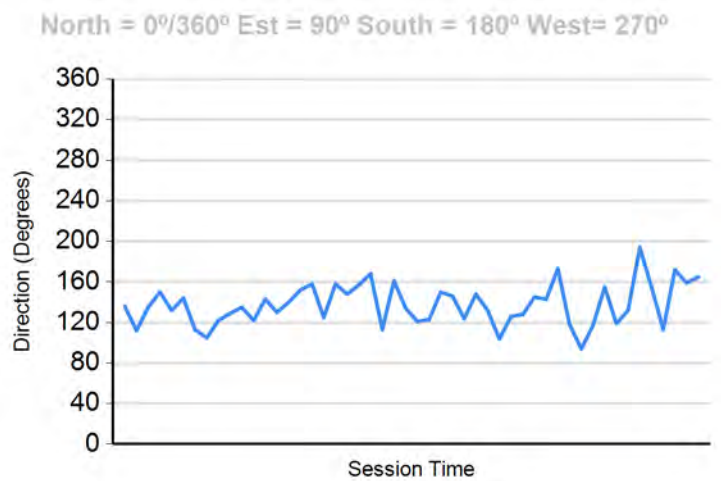
**Pressure**




**Wind Speed**



**Wind direction**





# Autodromo Nazionale Monza

## GT Cup Europe

### Free Practice - 1 - 2

#### Combined Results



Autodromo Nazionale Monza 5.793 m.

Cls	N°	Entrant/Team	Nat	Driver 1	Nat	Driver 2	Nat	Vehicle	Cat	Cls	Laps	FP1	FP2	Best	Gap	Interval	Km/h		
1	47	EST1 Racing	EST	Alex Reimann	EST			Porsche 992 GT3 Cup	PROAM	1	17		1:52.780	16	1:52.780			184.9	
2	80	Mertel Motorsport	DEU	Iván Velasco	ESP	Jorge Cabezas	ESP	Ferrari 488 Challenge Evo	PROAM	2	29	2:07.228	7	1:53.987	18	1:53.987	1.207	1.207	182.9
3	54	Q1-trackracing	BEL	Jan Lauryszen	BEL			Porsche 992 GT3 Cup	PROAM	3	18			1:54.224	17	1:54.224	1.444	0.237	182.5
4	81	Mertel Motorsport	DEU	Luca Ludwig	DEU	Steven Liquorish	GBR	Ferrari 488 Challenge Evo	PROAM	4	28	2:11.300	8	1:54.332	17	1:54.332	1.552	0.108	182.4
5	44	Eugenio Pisani / SP Racing	ITA	Eugenio Pisani	ITA	Stefano Zanini	MAC	Porsche 911 GT3 Cup gen 2	PROAM	5	15			1:54.578	14	1:54.578	1.798	0.246	182.0
6	17	Rossocorsa Racing	ITA	Lorenzo Innocenti	ITA	Andrea Belicchi	ITA	Ferrari 488 Challenge Evo	PROAM	6	20			1:54.715	18	1:54.715	1.935	0.137	181.7
7	78	ZRS Motorsport	ITA	Davide Scannicchio	ITA	Fabio Babini	ITA	Porsche 992 GT3 Cup	PROAM	7	18			1:54.780	17	1:54.780	2.000	0.065	181.6
8	16	Volcano Motorsport	ESP	Evgenii Leonov	IND			Porsche 992 GT3 Cup	PROAM*	8	21			1:55.622	17	1:55.622	2.842	0.842	180.3
9	73	Vanstraten / Orthès Racing	FRA	Axel Vanstraten	FRA	Remi Vanstraten	FRA	Porsche 992 GT3 Cup	PROAM	9	20			1:56.397	15	1:56.397	3.617	0.775	179.1
10	77	EST1 Racing	EST	Indrek Jaaska	EST			Porsche 992 GT3 Cup	AM	1	31	2:09.419	8	1:57.311	20	1:57.311	4.531	0.914	177.7
11	69	Kessel Racing	CHE	Alexandre Bochez	CHE	Mikaël Bochez	CHE	Ferrari 488 Challenge Evo	AM	2	27	2:12.387	7	1:58.087	18	1:58.087	5.307	0.776	176.6
12	52	Q1-trackracing	BEL	Xander Przybylak	BEL	Laurent Vandervelde	BEL	Porsche 992 GT3 Cup	AM	3	27	2:09.728	9	1:58.102	16	1:58.102	5.322	0.015	176.5
13	12	GDL Racing	SMR	Glauco Solieri	ITA			Porsche 992 GT3 Cup	AM	4	17			1:58.273	15	1:58.273	5.493	0.171	176.3
14	57	Q1-trackracing	BEL	Quentin Antonel	FRA	Nicolas Vandierendonck	BEL	Porsche 992 GT3 Cup	AM*	5	18			1:58.800	17	1:58.800	6.020	0.527	175.5
15	68	GDL Racing	SMR	Samuele Bosio	ITA			Porsche 992 GT3 Cup	AM	6	18			1:58.826	17	1:58.826	6.046	0.026	175.5
16	67	GDL Racing	SMR	Federico Lamperti	ITA	Stefano Borghi	ITA	Porsche 992 GT3 Cup	AM	7	15			1:59.352	14	1:59.352	6.572	0.526	174.7
17	55	Q1-trackracing	BEL	Gustavo Condé	BRA	H. Mello	BRA	Porsche 992 GT3 Cup	AM	8	20			1:59.367	18	1:59.367	6.587	0.015	174.7
18	14	Ghinzani Arco Motorsport	ITA	Maurizio Fondi	ITA	Laura Van den Hengel	NLD	Porsche 992 GT3 Cup	AM	9	28	2:12.734	9	2:00.060	16	2:00.060	7.280	0.693	173.7
19	19	Mertel Motorsport	DEU	Stefano Bozzoni	ITA	Fernando Navarrete	ESP	Ferrari 488 Challenge Evo	AM	10	16	2:09.023	7	2:01.106	3	2:01.106	8.326	1.046	172.2
20	11	Fabio Fabiani / SP Racing	ITA	Fabio Fabiani	ITA	Stefano Zerbi	ITA	Porsche 911 GT3 Cup gen 2	AM	11	18	2:28.205	2	2:01.402	14	2:01.402	8.622	0.296	171.7
21	21	Camil Perian / R01 Racing by Varu Nicu	ROU	Camil Perian	ROU	Florin Tincescu	ROU	Porsche 911 GT3 Cup gen 2	AM	12	27	2:15.153	4	2:01.566	14	2:01.566	8.786	0.164	171.5
22	71	GDL Racing	SMR	Jim Michaelian	USA			Porsche 911 GT3 Cup gen 2	AM	13	28	2:27.395	6	2:08.333	14	2:08.333	15.553	6.767	162.5

#### \* PENALTIES

CAR 80 TIME 2:08.622 DELETED CUTTING T4-5

CAR 67 TIME 6:09.538 DELETED TRACK LIMITS AT T 4

CAR 19 TIME 2:14.673 DELETED CUTTING T4-5

CAR 69 TIME 2:17.366 DELETED TRACK LIMITS AT T 4

CAR 80 TIME 2:07.603 DELETED CUTTING T4-5

CAR 77 TIME 2:23.522 DELETED TRACK LIMITS AT T 4-5

CAR 19 TIME 2:09.934 DELETED CUTTING T4-5

CAR 21 TIME 5:06.655 DELETED TRACK LIMITS AT T 4

CAR 19 TIME 2:16.213 DELETED CUTTING T4-5


CAR 67 TIME 2:02.110 DELETED TRACK LIMITS AT T 1

CAR 77 TIME 2:15.748 DELETED CUTTING T4-5

Published at:.....

<b>Race Director:</b>	<b>Timekeeper:</b> Luis García JOB-1605-ESP/M
-----------------------	--





Autodromo Nazionale Monza

GT Cup Europe

Free Practice - 1 - 2

Autodromo Nazionale Monza 5.793 m. **Combined Results**



CAR 16 TIME 2:04.047 DELETED TRACK LIMITS AT T 4

CAR 80 TIME 2:07.929 DELETED CUTTING T4-5

CAR 73 TIME 2:01.828 DELETED TRACK LIMITS AT T 4

CAR 71 TIME 2:19.994 DELETED CUTTING T4-5

CAR 17 TIME 2:12.399 DELETED TRACK LIMITS AT T 4

CAR 21 TIME 2:14.706 DELETED TRACK LIMITS AT T 4

CAR 71 TIME 2:09.601 DELETED TRACK LIMITS AT T 4

CAR 73 TIME 1:56.770 DELETED TRACK LIMITS AT T 1

CAR 77 TIME 2:02.932 DELETED TRACK LIMITS AT T 4

CAR 17 TIME 2:03.122 DELETED TRACK LIMITS AT T 4

CAR 67 TIME 2:07.731 DELETED TRACK LIMITS AT T 4

CAR 12 TIME 2:12.312 DELETED TRACK LIMITS AT T 4

CAR 44 TIME 2:16.657 DELETED TRACK LIMITS AT T 4

CAR 77 TIME 2:00.655 DELETED TRACK LIMITS AT T 4

Published at:.....


Race Director:

Timekeeper:

Luis Garcia

JOB-1605-ESP/M





# Autodromo Nazionale Monza

## GT Cup Europe

### Free Practice - 3

#### Provisional Results



Autodromo Nazionale Monza 5.793 m.

Cls	N°	Entrant/Team	Nat	Driver 1	Nat	Driver 2	Nat	Vehicle	Cat	Cls	Laps	Best	Time	Gap	Interval	Km/h
1	54	Q1-trackracing	BEL	Jan Lauryszen	BEL			Porsche 992 GT3 Cup	PROAM	1	15	12	2:04.735			167.1
2	47	EST1 Racing	EST	Alex Reimann	EST			Porsche 992 GT3 Cup	PROAM	2	10	9	2:06.124	1.389	1.389	165.3
3	17	Rosscorsa Racing	ITA	Lorenzo Innocenti	ITA	Andrea Belicchi	ITA	Ferrari 488 Challenge Evo	PROAM	3	19	7	2:06.209	1.474	0.085	165.2
4	80	Mertel Motorsport	DEU	Iván Velasco	ESP	Jorge Cabezas	ESP	Ferrari 488 Challenge Evo	PROAM	4	18	15	2:06.225	1.490	0.016	165.2
5	19	Mertel Motorsport	DEU	Stefano Bozzoni	ITA	Fernando Navarrete	ESP	Ferrari 488 Challenge Evo	AM	1	16	14	2:06.367	1.632	0.142	165.0
6	52	Q1-trackracing	BEL	Xander Przybylak	BEL	Laurent Vandervelde	BEL	Porsche 992 GT3 Cup	AM	2	15	10	2:06.741	2.006	0.374	164.5
7	16	Volcano Motorsport	ESP	Evgenii Leonov	IND			Porsche 992 GT3 Cup	PROAM*	5	21	16	2:06.775	2.040	0.034	164.5
8	55	Q1-trackracing	BEL	Gustavo Condé	BRA	H. Mello	BRA	Porsche 992 GT3 Cup	AM	3	14	11	2:07.176	2.441	0.401	163.9
9	81	Mertel Motorsport	DEU	Luca Ludwig	GBR	Steven Liquorish	GBR	Ferrari 488 Challenge Evo	PROAM	6	13	7	2:07.368	2.633	0.192	163.7
10	78	ZRS Motorsport	ITA	Davide Scannicchio	ITA	Fabio Babini	ITA	Porsche 992 GT3 Cup	PROAM	7	15	14	2:07.508	2.773	0.140	163.5
11	73	Vanstraten / Orthès Racing	FRA	Axel Vanstraten	FRA	Remi Vanstraten	FRA	Porsche 992 GT3 Cup	PROAM	8	21	9	2:08.165	3.430	0.657	162.7
12	69	Kessel Racing	CHE	Alexandre Bochez	CHE	Mikaël Bochez	CHE	Ferrari 488 Challenge Evo	AM	4	14	12	2:08.828	4.093	0.663	161.8
13	77	EST1 Racing	EST	Indrek Jaaska	EST			Porsche 992 GT3 Cup	AM	5	19	17	2:09.218	4.483	0.390	161.3
14	57	Q1-trackracing	BEL	Quentin Antonel	FRA	Nicolas Vandierendonck	BEL	Porsche 992 GT3 Cup	AM*	6	13	11	2:09.852	5.117	0.634	160.6
15	12	GDL Racing	SMR	Glauco Solieri	ITA			Porsche 992 GT3 Cup	AM	7	14	7	2:10.662	5.927	0.810	159.6
16	14	Ghinzani Arco Motorsport	ITA	Maurizio Fondi	ITA	Laura Van den Hengel	NLD	Porsche 992 GT3 Cup	AM	8	18	16	2:11.502	6.767	0.840	158.5
17	11	Fabio Fabiani / SP Racing	ITA	Fabio Fabiani	ITA	Stefano Zerbi	ITA	Porsche 911 GT3 Cup gen 2	AM	9	17	11	2:12.026	7.291	0.524	157.9
18	21	Camil Perian / R01 Racing by Varu Nicu	ROU	Camil Perian	ROU	Florin Tincescu	ROU	Porsche 911 GT3 Cup gen 2	AM	10	10	7	2:12.732	7.997	0.706	157.1
19	68	GDL Racing	SMR	Samuele Bosio	ITA			Porsche 992 GT3 Cup	AM	11	10	8	2:13.545	8.810	0.813	156.1
20	44	Eugenio Pisani / SP Racing	ITA	Eugenio Pisani	ITA	Stefano Zanini	MCO	Porsche 911 GT3 Cup gen 2	PROAM	9	11	5	2:13.607	8.872	0.062	156.0
21	70	GDL Racing	SMR	Roberto Bosio	ITA			Porsche 911 GT3 Cup gen 2	AM	12	11	8	2:18.929	14.194	5.322	150.1
22	71	GDL Racing	SMR	Jim Michaelian	USA			Porsche 911 GT3 Cup gen 2	AM	13	9	9	2:22.781	18.046	3.852	146.0

#### \* PENALTIES

- CAR 44 TIME 2:20.710 DELETED CUTTING T4-5
- CAR 80 TIME 2:19.369 DELETED CUTTING T4-5
- CAR 44 TIME 2:19.363 DELETED CUTTING T1-2
- CAR 16 TIME 2:08.693 DELETED CUTTING T1-2
- CAR 47 TIME 2:14.262 DELETED CUTTING T1-2
- CAR 77 TIME 2:14.232 DELETED CUTTING T1-2
- CAR 73 TIME 2:07.809 DELETED CUTTING T4-5
- CAR 17 TIME 2:17.090 DELETED CUTTING T4-5
- CAR 55 TIME 2:20.347 DELETED CUTTING T4-5
- CAR 55 TIME 2:12.869 DELETED CUTTING T4-5

Published at:.....

Track Temp: 21.7 °C Air Temp: 20.6 °C Humidity: 90 % Track Status: WET

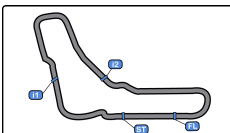
Race Director:

Timekeeper:

Luis Garcia

JOB-1605-ESP/M





Autodromo Nazionale Monza

GT Cup Europe

Free Practice - 3

Provisional Results

Autodromo Nazionale Monza 5.793 m.



- CAR 16 TIME 2:05.566 DELETED CUTTING T1-2
- CAR 17 TIME 2:12.117 DELETED CUTTING T4-5
- CAR 19 TIME 2:06.577 DELETED CUTTING T4-5
- CAR 44 TIME 2:20.710 DELETED CUTTING T4-5
- CAR 80 TIME 2:19.369 DELETED CUTTING T4-5
- CAR 44 TIME 2:19.363 DELETED CUTTING T1-2
- CAR 16 TIME 2:08.693 DELETED CUTTING T1-2
- CAR 47 TIME 2:14.262 DELETED CUTTING T1-2
- CAR 77 TIME 2:14.232 DELETED CUTTING T1-2
- CAR 73 TIME 2:07.809 DELETED CUTTING T4-5
- CAR 17 TIME 2:17.090 DELETED CUTTING T4-5
- CAR 55 TIME 2:20.347 DELETED CUTTING T4-5
- CAR 55 TIME 2:12.869 DELETED CUTTING T4-5
- CAR 16 TIME 2:05.566 DELETED CUTTING T1-2
- CAR 17 TIME 2:12.117 DELETED CUTTING T4-5
- CAR 19 TIME 2:06.577 DELETED CUTTING T4-5
- CAR 80 TIME 2:24.755 DELETED CUTTING T4-5

Published at:.....

Track Temp: 21.7 °C Air Temp: 20.6 °C Humidity: 90 % Track Status: WET

Race Director:

Timekeeper:

Luis Garcia

JOB-1605-ESP/M







**Autodromo Nazionale Monza**  
**GT Cup Europe**  
**Free Practice - 3**  
**Provisional Results by Category**



PROAM																
Cls	N°	Entrant/Team	Nat	Driver 1	Nat	Driver 2	Nat	Vehicle	Cat	Cls	Laps	Best	Time	Gap	Interval	Km/h
1	54	Q1-trackracing	BEL	Jan Laurysse	BEL			Porsche 992 GT3 Cup	PROAM	1	15	12	2:04.735			167.1
2	47	EST1 Racing	EST	Alex Reimann	EST			Porsche 992 GT3 Cup	PROAM	2	10	9	2:06.124	1.389	1.389	165.3
3	17	Rosscorsa Racing	ITA	Lorenzo Innocenti	ITA	Andrea Belicchi	ITA	Ferrari 488 Challenge Evo	PROAM	3	19	7	2:06.209	1.474	0.085	165.2
4	80	Mertel Motorsport	DEU	Iván Velasco	ESP	Jorge Cabezas	ESP	Ferrari 488 Challenge Evo	PROAM	4	18	15	2:06.225	1.490	0.016	165.2
5	16	Volcano Motorsport	ESP	Evgenii Leonov	IND			Porsche 992 GT3 Cup	PROAM*	5	21	16	2:06.775	2.040	0.550	164.5
6	81	Mertel Motorsport	DEU	Luca Ludwig	DEU	Steven Liqorish	GBR	Ferrari 488 Challenge Evo	PROAM	6	13	7	2:07.368	2.633	0.593	163.7
7	78	ZRS Motorsport	ITA	Davide Scannicchio	ITA	Fabio Babini	ITA	Porsche 992 GT3 Cup	PROAM	7	15	14	2:07.508	2.773	0.140	163.5
8	73	Vanstraaen / Orthès Racing	FRA	Axel Vanstraaen	FRA	Remi Vanstraaen	FRA	Porsche 992 GT3 Cup	PROAM	8	21	9	2:08.165	3.430	0.657	162.7
9	44	Eugenio Pisani / SP Racing	ITA	Eugenio Pisani	ITA	Stefano Zanini	MCO	Porsche 911 GT3 Cup gen 2	PROAM	9	11	5	2:13.607	8.872	5.442	156.0

AM																
Cls	N°	Entrant/Team	Nat	Driver 1	Nat	Driver 2	Nat	Vehicle	Cat	Cls	Laps	Best	Time	Gap	Interval	Km/h
1	19	Mertel Motorsport	DEU	Stefano Bozzoni	ITA	Fernando Navarrete	ESP	Ferrari 488 Challenge Evo	AM	1	16	14	2:06.367			165.0
2	52	Q1-trackracing	BEL	Xander Przybylak	BEL	Laurent Vandervelde	BEL	Porsche 992 GT3 Cup	AM	2	15	10	2:06.741	0.374	0.374	164.5
3	55	Q1-trackracing	BEL	Gustavo Condé	BRA	H. Mello	BRA	Porsche 992 GT3 Cup	AM	3	14	11	2:07.176	0.809	0.435	163.9
4	69	Kessel Racing	CHE	Alexandre Bochez	CHE	Mikaël Bochez	CHE	Ferrari 488 Challenge Evo	AM	4	14	12	2:08.828	2.461	1.652	161.8
5	77	EST1 Racing	EST	Indrek Jaaska	EST			Porsche 992 GT3 Cup	AM	5	19	17	2:09.218	2.851	0.390	161.3
6	57	Q1-trackracing	BEL	Quentin Antonel	FRA	Nicolas Vandierendonck	BEL	Porsche 992 GT3 Cup	AM*	6	13	11	2:09.852	3.485	0.634	160.6
7	12	GDL Racing	SMR	Glauco Solieri	ITA			Porsche 992 GT3 Cup	AM	7	14	7	2:10.662	4.295	0.810	159.6
8	14	Ghinzani Arco Motorsport	ITA	Maurizio Fondi	ITA	Laura Van den Hengel	NLD	Porsche 992 GT3 Cup	AM	8	18	16	2:11.502	5.135	0.840	158.5
9	11	Fabio Fabiani / SP Racing	ITA	Fabio Fabiani	ITA	Stefano Zerbi	ITA	Porsche 911 GT3 Cup gen 2	AM	9	17	11	2:12.026	5.659	0.524	157.9
10	21	Camil Perian / R01 Racing by Varu Nicu	ROU	Camil Perian	ROU	Florin Tincescu	ROU	Porsche 911 GT3 Cup gen 2	AM	10	10	7	2:12.732	6.365	0.706	157.1
11	68	GDL Racing	SMR	Samuele Bosio	ITA			Porsche 992 GT3 Cup	AM	11	10	8	2:13.545	7.178	0.813	156.1
12	70	GDL Racing	SMR	Roberto Bosio	ITA			Porsche 911 GT3 Cup gen 2	AM	12	11	8	2:18.929	12.562	5.384	150.1
13	71	GDL Racing	SMR	Jim Michaelian	USA			Porsche 911 GT3 Cup gen 2	AM	13	9	9	2:22.781	16.414	3.852	146.0

**\* PENALTIES**

- CAR 44 TIME 2:20.710 DELETED CUTTING T4-5
- CAR 80 TIME 2:19.369 DELETED CUTTING T4-5
- CAR 44 TIME 2:19.363 DELETED CUTTING T1-2
- CAR 16 TIME 2:08.693 DELETED CUTTING T1-2
- CAR 47 TIME 2:14.262 DELETED CUTTING T1-2
- CAR 77 TIME 2:14.232 DELETED CUTTING T1-2

Published at:.....

Track Temp: 21.7 °C Air Temp: 20.6 °C Humidity: 90 % Track Status: WET

Race Director:

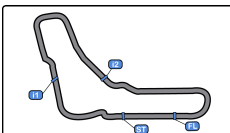
Timekeeper:

Luis Garcia

JOB-1605-ESP/M







Autodromo Nazionale Monza

GT Cup Europe

Free Practice - 3

Provisional Results by Category

Autodromo Nazionale Monza 5.793 m.



- CAR 73 TIME 2:07.809 DELETED CUTTING T4-5
- CAR 17 TIME 2:17.090 DELETED CUTTING T4-5
- CAR 55 TIME 2:20.347 DELETED CUTTING T4-5
- CAR 55 TIME 2:12.869 DELETED CUTTING T4-5
- CAR 16 TIME 2:05.566 DELETED CUTTING T1-2
- CAR 17 TIME 2:12.117 DELETED CUTTING T4-5
- CAR 19 TIME 2:06.577 DELETED CUTTING T4-5
- CAR 44 TIME 2:20.710 DELETED CUTTING T4-5
- CAR 80 TIME 2:19.369 DELETED CUTTING T4-5
- CAR 44 TIME 2:19.363 DELETED CUTTING T1-2
- CAR 16 TIME 2:08.693 DELETED CUTTING T1-2
- CAR 47 TIME 2:14.262 DELETED CUTTING T1-2
- CAR 77 TIME 2:14.232 DELETED CUTTING T1-2
- CAR 73 TIME 2:07.809 DELETED CUTTING T4-5
- CAR 17 TIME 2:17.090 DELETED CUTTING T4-5
- CAR 55 TIME 2:20.347 DELETED CUTTING T4-5
- CAR 55 TIME 2:12.869 DELETED CUTTING T4-5
- CAR 16 TIME 2:05.566 DELETED CUTTING T1-2
- CAR 17 TIME 2:12.117 DELETED CUTTING T4-5
- CAR 19 TIME 2:06.577 DELETED CUTTING T4-5
- CAR 80 TIME 2:24.755 DELETED CUTTING T4-5

Published at:.....

Track Temp: 21.7 °C Air Temp: 20.6 °C Humidity: 90 % Track Status: WET


Race Director:

Timekeeper:

Luis Garcia

JOB-1605-ESP/M





**Autodromo Nazionale Monza**  
**GT Cup Europe**  
**Free Practice - 3**  
**Provisional Results by Class**



GT Open Cup Europe																
Cls	N°	Entrant/Team	Nat	Driver 1	Nat	Driver 2	Nat	Vehicle	Cat	Cls	Laps	Best	Time	Gap	Interval	Km/h
1	54	Q1-trackracing	BEL	Jan Laurysen	BEL			Porsche 992 GT3 Cup	GT Cup	1	15	12	2:04.735			167.1
2	47	EST1 Racing	EST	Alex Reimann	EST			Porsche 992 GT3 Cup	GT Cup	2	10	9	2:06.124	1.389	1.389	165.3
3	17	Rossocorsa Racing	ITA	Lorenzo Innocenti	ITA	Andrea Belicchi	ITA	Ferrari 488 Challenge Evo	GT Cup	3	19	7	2:06.209	1.474	0.085	165.2
4	80	Mertel Motorsport	DEU	Iván Velasco	ESP	Jorge Cabezas	ESP	Ferrari 488 Challenge Evo	GT Cup	4	18	15	2:06.225	1.490	0.016	165.2
5	19	Mertel Motorsport	DEU	Stefano Bozzoni	ITA	Fernando Navarrete	ESP	Ferrari 488 Challenge Evo	GT Cup	5	16	14	2:06.367	1.632	0.142	165.0
6	52	Q1-trackracing	BEL	Xander Przybylak	BEL	Laurent Vandervelde	BEL	Porsche 992 GT3 Cup	GT Cup	6	15	10	2:06.741	2.006	0.374	164.5
7	16	Volcano Motorsport	ESP	Evgenii Leonov	IND			Porsche 992 GT3 Cup	GT Cup*	7	21	16	2:06.775	2.040	0.034	164.5
8	55	Q1-trackracing	BEL	Gustavo Condé	BRA	H. Mello	BRA	Porsche 992 GT3 Cup	GT Cup	8	14	11	2:07.176	2.441	0.401	163.9
9	81	Mertel Motorsport	DEU	Luca Ludwig	DEU	Steven Liquorish	GBR	Ferrari 488 Challenge Evo	GT Cup	9	13	7	2:07.368	2.633	0.192	163.7
10	78	ZRS Motorsport	ITA	Davide Scannicchio	ITA	Fabio Babini	ITA	Porsche 992 GT3 Cup	GT Cup	10	15	14	2:07.508	2.773	0.140	163.5
11	73	Vanstraten / Orthès Racing	FRA	Axel Vanstraten	FRA	Remi Vanstraten	FRA	Porsche 992 GT3 Cup	GT Cup	11	21	9	2:08.165	3.430	0.657	162.7
12	69	Kessel Racing	CHE	Alexandre Bochez	CHE	Mikaël Bochez	CHE	Ferrari 488 Challenge Evo	GT Cup	12	14	12	2:08.828	4.093	0.663	161.8
13	77	EST1 Racing	EST	Indrek Jaaska	EST			Porsche 992 GT3 Cup	GT Cup	13	19	17	2:09.218	4.483	0.390	161.3
14	57	Q1-trackracing	BEL	Quentin Antonel	FRA	Nicolas Vandierendonck	BEL	Porsche 992 GT3 Cup	GT Cup*	14	13	11	2:09.852	5.117	0.634	160.6
15	12	GDL Racing	SMR	Glauco Solieri	ITA			Porsche 992 GT3 Cup	GT Cup	15	14	7	2:10.662	5.927	0.810	159.6
16	14	Ghinzani Arco Motorsport	ITA	Maurizio Fondi	ITA	Laura Van den Hengel	NLD	Porsche 992 GT3 Cup	GT Cup	16	18	16	2:11.502	6.767	0.840	158.5
17	11	Fabio Fabiani / SP Racing	ITA	Fabio Fabiani	ITA	Stefano Zerbi	ITA	Porsche 911 GT3 Cup gen 2	GT Cup	17	17	11	2:12.026	7.291	0.524	157.9
18	21	Camil Perian / R01 Racing by Varu Nicu	ROU	Camil Perian	ROU	Florin Tincescu	ROU	Porsche 911 GT3 Cup gen 2	GT Cup	18	10	7	2:12.732	7.997	0.706	157.1
19	68	GDL Racing	SMR	Samuele Bosio	ITA			Porsche 992 GT3 Cup	GT Cup	19	10	8	2:13.545	8.810	0.813	156.1
20	44	Eugenio Pisani / SP Racing	ITA	Eugenio Pisani	ITA	Stefano Zanini	MCO	Porsche 911 GT3 Cup gen 2	GT Cup	20	11	5	2:13.607	8.872	0.062	156.0
21	70	GDL Racing	SMR	Roberto Bosio	ITA			Porsche 911 GT3 Cup gen 2	GT Cup	21	11	8	2:18.929	14.194	5.322	150.1
22	71	GDL Racing	SMR	Jim Michaelian	USA			Porsche 911 GT3 Cup gen 2	GT Cup	22	9	9	2:22.781	18.046	3.852	146.0

**\* PENALTIES**

- CAR 44 TIME 2:20.710 DELETED CUTTING T4-5
- CAR 80 TIME 2:19.369 DELETED CUTTING T4-5
- CAR 44 TIME 2:19.363 DELETED CUTTING T1-2
- CAR 16 TIME 2:08.693 DELETED CUTTING T1-2
- CAR 47 TIME 2:14.262 DELETED CUTTING T1-2
- CAR 77 TIME 2:14.232 DELETED CUTTING T1-2
- CAR 73 TIME 2:07.809 DELETED CUTTING T4-5
- CAR 17 TIME 2:17.090 DELETED CUTTING T4-5
- CAR 55 TIME 2:20.347 DELETED CUTTING T4-5

Published at:.....

Track Temp: **21.7 °C** Air Temp: **20.6 °C** Humidity: **90 %** Track Status: **WET**

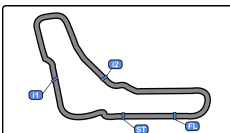
**Race Director:**

**Timekeeper:**

Luis Garcia

JOB-1605-ESP/M





Autodromo Nazionale Monza

GT Cup Europe

Free Practice - 3

Provisional Results by Class

Autodromo Nazionale Monza 5.793 m.



CAR 55 TIME 2:12.869 DELETED CUTTING T4-5  
 CAR 16 TIME 2:05.566 DELETED CUTTING T1-2  
 CAR 17 TIME 2:12.117 DELETED CUTTING T4-5  
 CAR 19 TIME 2:06.577 DELETED CUTTING T4-5  
 CAR 44 TIME 2:20.710 DELETED CUTTING T4-5  
 CAR 80 TIME 2:19.369 DELETED CUTTING T4-5  
 CAR 44 TIME 2:19.363 DELETED CUTTING T1-2  
 CAR 16 TIME 2:08.693 DELETED CUTTING T1-2  
 CAR 47 TIME 2:14.262 DELETED CUTTING T1-2  
 CAR 77 TIME 2:14.232 DELETED CUTTING T1-2  
 CAR 73 TIME 2:07.809 DELETED CUTTING T4-5  
 CAR 17 TIME 2:17.090 DELETED CUTTING T4-5  
 CAR 55 TIME 2:20.347 DELETED CUTTING T4-5  
 CAR 55 TIME 2:12.869 DELETED CUTTING T4-5  
 CAR 16 TIME 2:05.566 DELETED CUTTING T1-2  
 CAR 17 TIME 2:12.117 DELETED CUTTING T4-5  
 CAR 19 TIME 2:06.577 DELETED CUTTING T4-5  
 CAR 80 TIME 2:24.755 DELETED CUTTING T4-5

Published at:.....

Track Temp: 21.7 °C Air Temp: 20.6 °C Humidity: 90 % Track Status: WET


Race Director:

Timekeeper:

Luis Garcia

JOB-1605-ESP/M





**Autodromo Nazionale Monza**  
**GT Cup Europe**  
**Free Practice - 3**  
**Lap Analysis**



<b>11</b>	Fabio Fabiani Porsche 911 GT3 Cup gen 2	<b>14</b>	Maurizio Fondi Porsche 992 GT3 Cup
AM	Stefano Zerbi	AM	Laura Van den Hengel
	Fabio Fabiani / SP Racing		Ghinzani Arco Motorsport

Lap	D	Time	Sector 1	Sector 2	Sector 3	T. Spd	Elapsed	Lap	D	Time	Sector 1	Sector 2	Sector 3	T. Spd	Elapsed
1		14:36:25.748 P	14:34:16.544	57.742	1:11.462	105.4	14:36:25.748	1		14:43:27.631	14:41:36.324	56.718	54.589	138.8	14:43:27.631
2		6:44.421	5:01.149	51.730	51.542	132.5	14:43:10.169	2		2:24.138	45.597	48.967	49.574	171.1	14:45:51.769
3		2:25.164	46.318	48.939	49.907	172.2	14:45:35.333	3		2:20.048	43.689	48.104	48.255	194.2	14:48:11.817
4		2:18.331	43.046	47.279	48.006	169.5	14:47:53.664	4		2:14.039	40.658	46.468	46.913	218.1	14:50:25.856
5		2:15.337	41.280	46.943	47.114	181.5	14:50:09.001	5		2:18.166	41.447	47.892	48.827	188.8	14:52:44.022
6		2:28.026 P	45.271	46.567	56.188	215.5	14:52:37.027	6		2:12.302	40.124	45.571	46.607	221.7	14:54:56.324
7		7:43.620	5:54.675	51.819	57.126	156.0	15:00:20.647	7		2:52.277 P	48.289	56.561	1:07.427	182.4	14:57:48.601
8		2:15.631	42.341	46.278	47.012	162.1	15:02:36.278	8		5:14.207	3:24.127	53.856	56.224	138.1	15:03:02.808
9		2:14.681	40.917	46.206	47.558	186.5	15:04:50.959	9		2:20.053	43.357	47.616	49.080	182.4	15:05:22.861
10		2:12.728	40.711	45.712	46.305	196.7	15:07:03.687	10		2:15.564	41.211	47.183	47.170	201.1	15:07:38.425
11		2:12.026	39.790	45.768	46.468	215.1	15:09:15.713	11		2:11.860	39.185	45.830	46.845	228.3	15:09:50.285
12		2:28.788 P	40.325	47.479	1:00.984	189.8	15:11:44.501	12		2:17.603	39.923	49.584	48.096	217.3	15:12:07.888
13		4:29.536	2:51.906	48.589	49.041	127.9	15:16:14.037	13		2:13.802	40.567	46.387	46.848	194.9	15:14:21.690
14		2:16.846	41.160	47.362	48.324	195.6	15:18:30.883	14		2:14.572	40.120	46.076	48.376	209.7	15:16:36.262
15		2:17.190	42.115	47.217	47.858	173.6	15:20:48.073	15		2:13.221	40.376	46.395	46.450	206.1	15:18:49.483
16		2:18.060	43.846	46.430	47.784	166.1	15:23:06.133	16		2:11.502	40.299	45.178	46.025	191.1	15:21:00.985
17		2:41.045 P	45.248	53.001	1:02.796	201.4	15:25:47.178	17		2:13.338	39.650	46.054	47.634	190.1	15:23:14.323
18								18		2:37.122 P	44.683	46.944	1:05.495	149.7	15:25:51.445

<b>12</b>	Glauco Solieri Porsche 992 GT3 Cup	<b>16</b>	Evgenii Leonov Porsche 992 GT3 Cup
AM	GDL Racing	PROAM*	Volcano Motorsport

Lap	D	Time	Sector 1	Sector 2	Sector 3	T. Spd	Elapsed	Lap	D	Time	Sector 1	Sector 2	Sector 3	T. Spd	Elapsed
1		14:54:14.656	14:52:38.545	48.183	47.928	128.2	14:54:14.656	1		14:35:41.091	14:33:55.891	52.265	52.935	138.2	14:35:41.091
2		2:24.655 P	42.374	45.761	56.520	175.8	14:56:39.311	2		3:36.798 P	1:05.439	1:08.640	1:22.719	102.5	14:39:17.889
3		4:21.364	2:47.663	46.576	47.125	183.3	15:01:00.675	3		3:12.579	1:36.927	46.819	48.833	141.7	14:42:30.468
4		2:16.086	40.654	47.614	47.818	179.1	15:03:16.761	4		2:13.932	41.329	45.720	46.883	197.0	14:44:44.400
5		2:12.306	40.175	45.714	46.417	189.8	15:05:29.067	5		2:09.510	39.380	45.144	44.986	222.2	14:46:53.910
6		2:12.670	40.168	46.244	46.258	189.8	15:07:41.737	6		2:09.020	39.490	44.899	44.631	232.7	14:49:02.930
7		2:10.662	39.787	45.049	45.826	207.6	15:09:52.399	7		<del>2:08.699</del>	38.098	46.099	44.496	232.2	14:51:11.623
8		2:11.583	39.579	45.760	46.244	208.8	15:12:03.982	8		2:07.875	39.084	44.563	44.228	231.2	14:53:19.498
9		2:10.707	39.672	45.213	45.822	208.8	15:14:14.689	9		2:07.946	38.852	44.512	44.582	222.2	14:55:27.444
10		2:20.646 P	39.864	45.572	55.210	216.8	15:16:35.335	10		2:22.580 P	38.776	44.151	59.653	229.7	14:57:50.024
11		3:56.581	2:25.269	45.566	45.746	159.5	15:20:31.916	11		2:42.898 P	1:03.620	45.579	53.699	183.0	15:00:32.922
12		2:11.418	40.282	45.598	45.538	231.7	15:22:43.334	12		3:49.001	2:19.583	44.877	44.541	179.7	15:04:21.923
13		2:10.745	39.698	44.741	46.306	197.8	15:24:54.079	13		2:08.590	40.124	44.197	44.269	243.7	15:06:30.513
14		2:46.781 P	50.401	48.900	1:07.480	157.2	15:27:40.860	14		2:08.420	39.306	44.517	44.597	242.6	15:08:38.933
								15		2:08.576	40.179	43.975	44.422	192.8	15:10:47.509
								16		2:06.775	38.409	44.368	43.998	219.9	15:12:54.284
								17		<del>2:05.566</del>	36.620	44.194	44.752	246.0	15:14:59.850
								18		2:53.843 P	1:17.787	43.020	53.036	237.8	15:17:53.693
								19		3:21.333 P	1:43.722	44.580	53.031	198.5	15:21:15.026
								20		3:23.277	1:50.644	46.064	46.569	187.8	15:24:38.303
								21		2:18.962 P	40.733	44.225	54.004	242.1	15:26:57.265









**Autodromo Nazionale Monza**  
**GT Cup Europe**  
**Free Practice - 3**  
**Lap Analysis**



54

Jan Lauryssen

Porsche 992 GT3 Cup

68

Samuele Bosio

Porsche 992 GT3 Cup

PROAM

Q1-trackracing

AM

GDL Racing

Lap	D	Time	Sector 1	Sector 2	Sector 3	T. Spd	Elapsed	Lap	D	Time	Sector 1	Sector 2	Sector 3	T. Spd	Elapsed
1		14:43:15.608	14:41:42.943	46.557	46.108	168.7	14:43:15.608	1		14:58:52.232 P	14:56:43.490	59.665	1:09.077	138.1	14:58:52.232
2		2:09.570	40.770	44.240	44.560	216.8	14:45:25.178	2		3:17.245	1:34.260	50.664	52.321	158.5	15:02:09.477
3		2:08.205	40.174	43.865	44.166	208.0	14:47:33.383	3		2:21.367	43.831	48.068	49.468	177.3	15:04:30.844
4		2:08.926	40.125	44.571	44.230	210.5	14:49:42.309	4		2:17.342	41.527	47.079	48.736	182.7	15:06:48.186
5		2:06.813	38.805	43.380	44.628	221.7	14:51:49.122	5		2:16.130	41.764	46.319	48.047	194.9	15:09:04.316
6		2:06.925	39.508	43.410	44.007	208.4	14:53:56.047	6		2:16.301	40.564	48.271	47.466	204.9	15:11:20.617
7		2:08.974	40.469	44.226	44.279	241.6	14:56:05.021	7		2:13.914	40.503	45.822	47.589	194.2	15:13:34.531
8		2:05.083	38.331	42.966	43.786	216.4	14:58:10.104	8		2:13.545	40.387	45.847	47.311	186.5	15:15:48.076
9		2:13.934 P	37.926	43.163	52.845	234.2	15:00:24.038	9		2:13.683	39.707	45.340	48.636	207.6	15:18:01.759
10		7:10.736	5:40.512	46.065	44.159	166.4	15:07:34.774	10		2:34.114 P	42.983	54.002	57.129	174.1	15:20:35.873
11		2:06.065	38.723	43.643	43.699	220.8	15:09:40.839								
12		2:04.735	38.129	43.076	43.530	210.9	15:11:45.574								
13		2:05.499	37.825	43.951	43.723	232.2	15:13:51.073								
14		2:10.425	41.345	43.612	45.468	211.7	15:16:01.498								
15		2:12.071 P	37.866	43.292	50.913	216.8	15:18:13.569								

55

Gustavo Condé

Porsche 992 GT3 Cup

AM

H. Mello

Q1-trackracing

Lap	D	Time	Sector 1	Sector 2	Sector 3	T. Spd	Elapsed
1		14:54:36.146	14:53:02.168	46.693	47.285	137.7	14:54:36.146
2		2:15.982	43.181	45.439	47.362	184.6	14:56:52.128
3		2:12.839	41.779	45.101	45.959	181.5	14:59:04.967
4		2:10.126	39.469	44.985	45.672	207.6	15:01:15.093
5		2:20.347 P	40.039	44.516	55.792	193.2	15:03:35.440
6		5:00.221	3:30.635	44.593	44.993	185.8	15:08:35.661
7		2:08.529	39.568	44.579	44.382	202.6	15:10:44.190
8		2:12.869	38.705	45.391	48.773	214.7	15:12:57.059
9		2:12.940	38.903	49.376	44.661	216.0	15:15:09.999
10		2:07.630	38.879	44.127	44.624	217.7	15:17:17.629
11		2:07.176	38.585	44.654	43.937	226.4	15:19:24.805
12		2:08.469	39.027	44.409	45.033	223.1	15:21:33.274
13		2:08.431	38.697	44.278	45.456	210.5	15:23:41.705
14		2:38.601 P	47.034	49.709	1:01.858	162.8	15:26:20.306

57

Quentin Antonel

Porsche 992 GT3 Cup

AM\*

Nicolas Vandierendonck

Q1-trackracing

Lap	D	Time	Sector 1	Sector 2	Sector 3	T. Spd	Elapsed
1		14:54:28.460 P	14:52:40.689	50.426	57.345	121.0	14:54:28.460
2		3:53.016	2:18.941	46.922	47.153	153.6	14:58:21.476
3		2:15.192	41.896	46.258	47.038	155.6	15:00:36.668
4		2:13.460	40.183	46.804	46.473	187.5	15:02:50.128
5		2:22.071 P	41.525	45.220	55.326	147.3	15:05:12.199
6		5:45.222	4:09.957	47.541	47.724	109.7	15:10:57.421
7		2:15.366	43.118	45.981	46.267	193.5	15:13:12.787
8		2:12.177	40.112	45.349	46.716	213.0	15:15:24.964
9		2:14.479	41.876	45.520	47.083	164.3	15:17:39.443
10		2:10.278	39.524	44.966	45.788	215.5	15:19:49.721
11		2:09.852	39.056	45.139	45.657	222.2	15:21:59.573
12		2:15.447	43.127	45.052	47.268	220.8	15:24:15.020
13		2:21.382 P	40.919	45.460	55.003	200.3	15:26:36.402

69

Alexandre Bochez

Ferrari 488 Challenge Evo

AM

Mikaël Bochez

Kessel Racing

Lap	D	Time	Sector 1	Sector 2	Sector 3	T. Spd	Elapsed
1		14:52:24.921	14:50:48.231	47.991	48.699	153.6	14:52:24.921
2		2:16.478	41.615	46.862	48.001	208.4	14:54:41.399
3		2:13.596	40.702	45.801	47.093	232.2	14:56:54.995
4		2:26.870 P	41.880	47.755	57.235	189.8	14:59:21.865
5		5:57.546	4:15.679	49.437	52.430	147.5	15:05:19.411
6		2:14.353	41.972	45.751	46.630	194.2	15:07:33.764
7		2:12.168	39.435	47.459	45.274	233.7	15:09:45.932
8		2:10.486	39.529	45.440	45.517	237.3	15:11:56.418
9		2:14.251	42.864	45.590	45.797	253.5	15:14:10.669
10		2:10.719	39.854	45.599	45.266	223.6	15:16:21.388
11		2:09.715	39.156	44.984	45.575	228.8	15:18:31.103
12		2:08.828	38.607	45.691	44.530	240.0	15:20:39.931
13		2:08.973	38.850	44.915	45.208	236.8	15:22:48.904
14		2:19.338 P	38.643	45.372	55.323	239.4	15:25:08.242

70

Roberto Bosio

Porsche 911 GT3 Cup gen 2

AM

GDL Racing

Lap	D	Time	Sector 1	Sector 2	Sector 3	T. Spd	Elapsed
1		14:57:39.921	14:55:43.499	57.037	59.385	99.1	14:57:39.921
2		2:36.872	47.354	52.670	56.848	148.5	15:00:16.793
3		2:32.594	45.389	52.390	54.815	164.8	15:02:49.387
4		2:27.891	46.641	49.404	51.846	211.3	15:05:17.278
5		2:33.117	46.507	53.606	53.004	180.9	15:07:50.395
6		2:21.387	43.822	47.694	49.871	171.4	15:10:11.782
7		2:20.775	42.704	47.956	50.115	199.2	15:12:32.557
8		2:18.929	41.714	47.709	49.506	194.5	15:14:51.486
9		2:39.067 P	45.259	50.592	1:03.216	216.8	15:17:30.553
10		6:15.073	4:34.924	48.555	51.594	152.5	15:23:45.626
11		2:44.648 P	45.579	52.237	1:06.832	163.1	15:26:30.274







**Autodromo Nazionale Monza**  
**GT Cup Europe**  
**Free Practice - 3**  
**Lap Analysis**



**71** Jim Michaelian Porsche 911 GT3 Cup gen 2 **77** Indrek Jaaska Porsche 992 GT3 Cup

AM							GDL Racing							AM							EST1 Racing						
Lap	D	Time	Sector 1	Sector 2	Sector 3	T. Spd	Elapsed	Lap	D	Time	Sector 1	Sector 2	Sector 3	T. Spd	Elapsed	Lap	D	Time	Sector 1	Sector 2	Sector 3	T. Spd	Elapsed				
1		15:00:43.549	14:58:24.368	1:12.901	1:06.280	89.4	15:00:43.549	1		14:36:08.358 P	14:34:10.437	50.021	1:07.900	110.9	14:36:08.358												
2		2:52.440	51.590	1:01.065	59.785	150.0	15:03:35.989	2		6:38.777	4:58.867	49.948	49.962	162.6	14:42:47.135												
3		2:32.317	47.315	51.637	53.365	147.1	15:06:08.306	3		2:23.276	45.666	47.992	49.618	172.5	14:45:10.411												
4		2:29.032	42.455	51.285	55.292	195.6	15:08:37.338	4		2:20.510	44.096	47.561	48.853	180.0	14:47:30.921												
5		2:32.762	50.742	50.952	51.068	143.4	15:11:10.100	5		2:16.680	41.391	48.158	47.131	200.0	14:49:47.601												
6		2:25.766	42.426	51.284	52.056	204.9	15:13:35.866	6		<del>2:14.232</del>	41.235	46.491	46.506	221.7	14:52:01.833												
7		2:31.359	48.250	49.355	53.754	167.1	15:16:07.225	7		2:13.171	40.571	46.686	45.914	201.1	14:54:15.004												
8		2:26.003	44.110	49.557	52.336	159.5	15:18:33.228	8		2:10.040	39.800	45.079	45.161	198.8	14:56:25.044												
9		2:22.781	43.487	49.048	50.246	178.8	15:20:56.009	9		2:15.972	40.427	46.553	48.992	186.2	14:58:41.016												
10			42.874	51.199		170.3		10		2:16.456	42.001	47.054	47.401	187.5	15:00:57.472												

**73** Axel Vanstraaen Porsche 992 GT3 Cup

PROAM							Vanstraaen / Orthès Racing								
Lap	D	Time	Sector 1	Sector 2	Sector 3	T. Spd	Elapsed	Lap	D	Time	Sector 1	Sector 2	Sector 3	T. Spd	Elapsed
1		14:35:43.519	14:33:59.734	51.230	52.555	113.8	14:35:43.519	11		2:25.086 P	41.114	47.999	55.973	178.8	15:03:22.558
2		3:40.160 P	1:04.809	1:08.343	1:27.008	112.5	14:39:23.679	12		6:49.604	5:13.895	46.785	48.924	155.1	15:10:12.162
3		3:25.460	1:51.621	46.782	47.057	172.2	14:42:49.139	13		2:11.631	40.404	46.166	45.061	210.1	15:12:23.793
4		2:19.615	44.853	47.863	46.899	163.8	14:45:08.754	14		2:10.168	39.770	45.032	45.366	193.5	15:14:33.961
5		2:10.967	40.462	44.725	45.780	200.0	14:47:19.721	15		2:10.063	39.899	44.725	45.439	208.0	15:16:44.024
6		2:09.541	39.768	45.305	44.468	222.2	14:49:29.262	16		2:09.457	39.711	44.863	44.883	210.5	15:18:53.481
7		2:08.185	39.127	44.423	44.635	213.8	14:51:37.447	17		2:09.218	39.443	44.765	45.010	198.5	15:21:02.699
8		<del>2:07.809</del>	39.356	43.434	45.019	210.9	14:53:45.256	18		2:11.165	39.393	45.153	46.619	196.7	15:23:13.864
9		2:08.165	38.958	44.569	44.638	206.5	14:55:53.421	19		2:27.126 P	41.869	46.829	58.428	170.0	15:25:40.990

**78** Davide Scannicchio Porsche 992 GT3 Cup

PROAM							ZRS Motorsport								
Lap	D	Time	Sector 1	Sector 2	Sector 3	T. Spd	Elapsed	Lap	D	Time	Sector 1	Sector 2	Sector 3	T. Spd	Elapsed
1		14:52:12.090	14:50:32.821	50.385	48.884	118.2	14:52:12.090	1		14:52:12.090	14:50:32.821	50.385	48.884	118.2	14:52:12.090
2		2:15.460	41.551	46.515	47.394	204.9	14:54:27.550	2		2:15.460	41.551	46.515	47.394	204.9	14:54:27.550
3		2:14.938	40.839	46.693	47.406	193.8	14:56:42.488	3		2:14.938	40.839	46.693	47.406	193.8	14:56:42.488
4		2:12.744	40.356	45.541	46.847	196.3	14:58:55.232	4		2:12.744	40.356	45.541	46.847	196.3	14:58:55.232
5		2:12.434	40.466	45.477	46.491	194.9	15:01:07.666	5		2:12.434	40.466	45.477	46.491	194.9	15:01:07.666
6		2:12.876	39.832	45.346	47.698	201.4	15:03:20.542	6		2:12.876	39.832	45.346	47.698	201.4	15:03:20.542
7		2:10.834	40.058	44.924	45.852	201.4	15:05:31.376	7		2:10.834	40.058	44.924	45.852	201.4	15:05:31.376
8		2:11.053	39.639	45.076	46.338	187.8	15:07:42.429	8		2:11.053	39.639	45.076	46.338	187.8	15:07:42.429
9		2:10.461	39.589	45.000	45.872	197.8	15:09:52.890	9		2:10.461	39.589	45.000	45.872	197.8	15:09:52.890
10		2:19.772 P	39.686	45.790	54.296	201.4	15:12:12.662	10		2:19.772 P	39.686	45.790	54.296	201.4	15:12:12.662
11		3:51.112	2:20.222	44.639	46.251	146.1	15:16:03.774	11		3:51.112	2:20.222	44.639	46.251	146.1	15:16:03.774
12		2:08.094	39.039	44.122	44.933	202.2	15:18:11.868	12		2:08.094	39.039	44.122	44.933	202.2	15:18:11.868
13		2:07.990	39.161	44.231	44.598	204.5	15:20:19.858	13		2:07.990	39.161	44.231	44.598	204.5	15:20:19.858
14		2:07.508	39.054	44.136	44.318	198.5	15:22:27.366	14		2:07.508	39.054	44.136	44.318	198.5	15:22:27.366
15		2:20.194 P	39.149	44.638	56.407	207.6	15:24:47.560	15		2:20.194 P	39.149	44.638	56.407	207.6	15:24:47.560





**Autodromo Nazionale Monza**  
**GT Cup Europe**  
**Free Practice - 3**  
**Lap Analysis**



**80** Iván Velasco Ferrari 488 Challenge Evo

PROAM Jorge Cabezas Mertel Motorsport


Lap	D	Time	Sector 1	Sector 2	Sector 3	T. Spd	Elapsed
1		14:42:54.849	14:41:17.741	47.835	49.273	126.0	14:42:54.849
2		2:14.988	41.617	46.516	46.855	181.2	14:45:09.837
3		<del>2:19.369</del>	42.148	48.597	48.624	178.8	14:47:29.206
4		2:09.523	40.306	44.598	44.619	197.4	14:49:38.729
5		2:09.634	39.615	44.702	45.317	198.5	14:51:48.363
6		2:25.095 P	41.231	48.145	55.719	204.9	14:54:13.458
7		3:46.242 P	1:59.546	44.854	1:01.842	147.5	14:57:59.700
8		6:01.924	4:30.943	44.996	45.985	173.0	15:04:01.624
9		2:10.008	39.974	45.083	44.951	205.7	15:06:11.632
10		2:09.009	39.299	44.778	44.932	221.3	15:08:20.641
11		2:07.848	38.866	44.125	44.857	226.8	15:10:28.489
12		2:07.039	38.359	44.024	44.656	222.2	15:12:35.528
13		2:09.963	39.962	45.276	44.725	224.0	15:14:45.491
14		2:07.142	38.110	44.127	44.905	219.9	15:16:52.633
15		<b>2:06.225</b>	38.278	43.842	<b>44.105</b>	232.7	15:18:58.858
16		2:15.317	41.328	45.718	48.271	225.0	15:21:14.175
17		<del>2:24.755</del>	<b>37.935</b>	<b>43.716</b>	1:03.104	228.8	15:23:38.930
18		2:34.074 P	47.055	49.416	57.603	163.6	15:26:13.004

**81** Luca Ludwig Ferrari 488 Challenge Evo

PROAM Steven Liquorish Mertel Motorsport

Lap	D	Time	Sector 1	Sector 2	Sector 3	T. Spd	Elapsed
1		14:39:13.995 P	14:36:39.278	1:11.662	1:23.055	111.4	14:39:13.995
2		3:30.836	1:55.484	48.122	47.230	162.6	14:42:44.831
3		2:10.343	39.715	45.073	45.555	204.9	14:44:55.174
4		2:08.457	39.351	44.398	44.708	209.7	14:47:03.631
5		2:09.677	41.275	<b>44.067</b>	<b>44.335</b>	226.4	14:49:13.308
6		2:07.426	38.664	44.224	44.538	224.5	14:51:20.734
7		<b>2:07.368</b>	<b>38.521</b>	44.325	44.522	216.8	14:53:28.102
8		2:14.713 P	38.604	44.367	51.742	219.5	14:55:42.815
9		7:31.673	6:00.418	45.827	45.428	187.5	15:03:14.488
10		2:23.406 P	39.104	47.194	57.108	220.8	15:05:37.894
11		6:11.244 P	4:01.526	1:00.711	1:09.007	139.1	15:11:49.138
12		5:05.560 P	3:03.896	56.473	1:05.191	125.7	15:16:54.698
13		6:51.413 P	4:40.513	58.426	1:12.474	148.5	15:23:46.111





# Autodromo Nazionale Monza

## GT Cup Europe


### Free Practice - 3

#### Best Sectors Results



Sector - 1			Sector - 2			Sector - 3			Ideal Lap vs Best Lap		
Clas	Nº Driver	Time	Nº Driver	Time	Nº Driver	Time	Clas	Nº Driver	Ideal Lap	Best Lap	Clas
1	16 Evgenii Leonov	36.620	54 Jan Lauryszen	42.966	54 Jan Lauryszen	43.530	1	16 Evgenii Leonov	2:03.638	2:06.775	7
2	54 Jan Lauryszen	37.825	16 Evgenii Leonov	43.020	47 Alex Reimann	43.896	2	54 Jan Lauryszen	2:04.321	2:04.735	1
3	80 Velasco - Cabezas	37.935	73 Vanstraaften - Vanstraaften	43.434	55 Condé - Mello	43.937	3	80 Velasco - Cabezas	2:05.756	2:06.225	4
4	17 Innocenti - Belicchi	37.965	19 Bozzoni - Navarrete	43.503	16 Evgenii Leonov	43.998	4	19 Bozzoni - Navarrete	2:05.838	2:06.367	5
5	52 Przybylak - Vandervelde	38.043	80 Velasco - Cabezas	43.716	80 Velasco - Cabezas	44.105	5	47 Alex Reimann	2:06.054	2:06.124	2
6	19 Bozzoni - Navarrete	38.197	47 Alex Reimann	43.840	19 Bozzoni - Navarrete	44.138	6	52 Przybylak - Vandervelde	2:06.116	2:06.741	6
7	47 Alex Reimann	38.318	52 Przybylak - Vandervelde	43.866	52 Przybylak - Vandervelde	44.207	7	17 Innocenti - Belicchi	2:06.209	2:06.209	3
8	81 Ludwig - Liquorish	38.521	17 Innocenti - Belicchi	43.953	17 Innocenti - Belicchi	44.291	8	55 Condé - Mello	2:06.649	2:07.176	8
9	55 Condé - Mello	38.585	81 Ludwig - Liquorish	44.067	78 Scannicchio - Babini	44.318	9	73 Vanstraaften - Vanstraaften	2:06.739	2:08.165	11
10	69 Bochez - Bochez	38.607	78 Scannicchio - Babini	44.122	81 Ludwig - Liquorish	44.335	10	81 Ludwig - Liquorish	2:06.923	2:07.368	9
11	73 Vanstraaften - Vanstraaften	38.958	55 Condé - Mello	44.127	73 Vanstraaften - Vanstraaften	44.347	11	78 Scannicchio - Babini	2:07.479	2:07.508	10
12	78 Scannicchio - Babini	39.039	77 Indrek Jaaska	44.725	69 Bochez - Bochez	44.530	12	69 Bochez - Bochez	2:08.052	2:08.828	12
13	57 Antonel - Vandierendonck	39.056	12 Glauco Solieri	44.741	77 Indrek Jaaska	44.883	13	77 Indrek Jaaska	2:09.001	2:09.218	13
14	14 Fondi - Van den Hengel	39.185	69 Bochez - Bochez	44.915	12 Glauco Solieri	45.538	14	57 Antonel - Vandierendonck	2:09.679	2:09.852	14
15	77 Indrek Jaaska	39.393	57 Antonel - Vandierendonck	44.966	57 Antonel - Vandierendonck	45.657	15	12 Glauco Solieri	2:09.858	2:10.662	15
16	12 Glauco Solieri	39.579	14 Fondi - Van den Hengel	45.178	14 Fondi - Van den Hengel	46.025	16	14 Fondi - Van den Hengel	2:10.388	2:11.502	16
17	68 Samuele Bosio	39.707	68 Samuele Bosio	45.340	44 Pisani - Zanini	46.117	17	44 Pisani - Zanini	2:11.720	2:13.607	20
18	11 Fabiani - Zerbi	39.790	44 Pisani - Zanini	45.394	11 Fabiani - Zerbi	46.305	18	11 Fabiani - Zerbi	2:11.807	2:12.026	17
19	44 Pisani - Zanini	40.209	21 Perian - Tincescu	45.532	21 Perian - Tincescu	46.493	19	68 Samuele Bosio	2:12.358	2:13.545	19
20	21 Perian - Tincescu	40.440	11 Fabiani - Zerbi	45.712	68 Samuele Bosio	47.311	20	21 Perian - Tincescu	2:12.465	2:12.732	18
21	70 Roberto Bosio	41.714	70 Roberto Bosio	47.694	70 Roberto Bosio	49.506	21	70 Roberto Bosio	2:18.914	2:18.929	21
22	71 Jim Michaelian	42.426	71 Jim Michaelian	49.048	71 Jim Michaelian	50.246	22	71 Jim Michaelian	2:21.720	2:22.781	22





# Autodromo Nazionale Monza

## GT Cup Europe

### Free Practice - 3


#### Best 5 Lap Times



Best 1 Best 2 Best 3 Best 4 Best 5

Cl	N° Entrant/Team	Nat	Driver 1	Nat	Driver 2	Nat	Vehicle	Cat	Cl	Best 1		Best 2		Best 3		Best 4		Best 5	
										Time	Lap	Time	Lap	Time	Lap	Time	Lap	Time	Lap
1	54 Q1-trackracing	BEL	Jan Laurysse	BEL			Porsche 992 GT3 Cup	PROAM	1	2:04.735	12	2:05.083	8	2:05.499	13	2:06.065	11	2:06.813	5
2	47 EST1 Racing	EST	Alex Reimann	EST			Porsche 992 GT3 Cup	PROAM	2	2:06.124	9	2:06.792	5	2:09.476	6	2:10.509	4	2:26.170	10
3	17 Rossocorsa Racing	ITA	Lorenzo Innocenti	ITA	Andrea Belicchi	ITA	Ferrari 488 Challenge Evo	PROAM	3	2:06.209	7	2:06.601	6	2:08.476	5	2:09.877	4	2:10.186	15
4	80 Mertel Motorsport	DEU	Iván Velasco	ESP	Jorge Cabezas	ESP	Ferrari 488 Challenge Evo	PROAM	4	2:06.225	15	2:07.039	12	2:07.142	14	2:07.848	11	2:09.009	10
5	19 Mertel Motorsport	DEU	Stefano Bozzoni	ITA	Fernando Navarrete	ESP	Ferrari 488 Challenge Evo	AM	1	2:06.367	14	2:07.371	12	2:07.626	13	2:14.645	7	2:16.537	8
6	52 Q1-trackracing	BEL	Xander Przybylak	BEL	Laurent Vandervelde	BEL	Porsche 992 GT3 Cup	AM	2	2:06.741	10	2:07.444	9	2:08.422	5	2:09.368	6	2:09.387	4
7	16 Volcano Motorsport	ESP	Evgenii Leonov	NO			Porsche 992 GT3 Cup	PROAM*	5	2:06.775	16	2:07.875	8	2:07.946	9	2:08.420	14	2:08.576	15
8	55 Q1-trackracing	BEL	Gustavo Condé	BRA	H. Mello	BRA	Porsche 992 GT3 Cup	AM	3	2:07.176	11	2:07.630	10	2:08.431	13	2:08.469	12	2:08.529	7
9	81 Mertel Motorsport	DEU	Luca Ludwig	GBR	Steven Liquorish	GBR	Ferrari 488 Challenge Evo	PROAM	6	2:07.368	7	2:07.426	6	2:08.457	4	2:09.677	5	2:10.343	3
10	78 ZRS Motorsport	ITA	Davide Scannicchio	ITA	Fabio Babini	ITA	Porsche 992 GT3 Cup	PROAM	7	2:07.508	14	2:07.990	13	2:08.094	12	2:10.461	9	2:10.834	7
11	73 Vanstraten / Orthès Racing	FRA	Axel Vanstraten	FRA	Remi Vanstraten	FRA	Porsche 992 GT3 Cup	PROAM	8	2:08.165	9	2:08.185	7	2:08.296	20	2:08.916	16	2:09.536	14
12	69 Kessel Racing	CHE	Alexandre Bochez	CHE	Mikaël Bochez	CHE	Ferrari 488 Challenge Evo	AM	4	2:08.828	12	2:08.973	13	2:09.715	11	2:10.486	8	2:10.719	10
13	77 EST1 Racing	EST	Indrek Jaaska	EST			Porsche 992 GT3 Cup	AM	5	2:09.218	17	2:09.457	16	2:10.040	8	2:10.063	15	2:10.168	14
14	57 Q1-trackracing	BEL	Quentin Antonel	FRA	Nicolas Vandierendonck	BEL	Porsche 992 GT3 Cup	AM*	6	2:09.852	11	2:10.278	10	2:12.177	8	2:13.460	4	2:14.479	9
15	12 GDL Racing	SMR	Glauco Solieri	ITA			Porsche 992 GT3 Cup	AM	7	2:10.662	7	2:10.707	9	2:10.745	13	2:11.418	12	2:11.583	8
16	14 Ghinzani Arco Motorsport	ITA	Maurizio Fondi	ITA	Laura Van den Hengel	NLD	Porsche 992 GT3 Cup	AM	8	2:11.502	16	2:11.860	11	2:12.302	6	2:13.221	15	2:13.338	17
17	11 Fabio Fabiani / SP Racing	ITA	Fabio Fabiani	ITA	Stefano Zerbi	ITA	Porsche 911 GT3 Cup gen 2	AM	9	2:12.026	11	2:12.728	10	2:14.681	9	2:15.337	5	2:15.631	8
18	21 Camil Perian / R01 Racing by Varu Nicu	ROU	Camil Perian	ROU	Florin Tincescu	ROU	Porsche 911 GT3 Cup gen 2	AM	10	2:12.732	7	2:13.618	8	2:15.469	4	2:22.417	3	2:22.433	9
19	68 GDL Racing	SMR	Samuele Bosio	ITA			Porsche 992 GT3 Cup	AM	11	2:13.545	8	2:13.683	9	2:13.914	7	2:16.130	5	2:16.301	6
20	44 Eugenio Pisani / SP Racing	ITA	Eugenio Pisani	ITA	Stefano Zanini	ITA	Porsche 911 GT3 Cup gen 2	PROAM	9	2:13.607	5	2:13.777	8	2:15.879	10	2:16.213	9	2:38.901	6
21	70 GDL Racing	SMR	Roberto Bosio	ITA			Porsche 911 GT3 Cup gen 2	AM	12	2:18.929	8	2:20.775	7	2:21.387	6	2:27.891	4	2:32.594	3
22	71 GDL Racing	SMR	Jim Michaelian	USA			Porsche 911 GT3 Cup gen 2	AM	13	2:22.781	9	2:25.766	6	2:26.003	8	2:29.032	4	2:31.359	7





# Autodromo Nazionale Monza

## GT Cup Europe

### Free Practice - 3

#### Best 5 Top Speeds




Autodromo Nazionale Monza 5.793 m.

Cl	N° Entrant/Team	Nat	Driver 1	Nat	Driver 2	Nat	Vehicle	Cat	Cl	Top 1		Top 2		Top 3		Top 4		Top 5		Avg
										Km/h	Lap	Km/h	Lap	Km/h	Lap	Km/h	Lap	Km/h	Lap	
1	17 Rossocorsa Racing	ITA	Lorenzo Innocenti	ITA	Andrea Belicchi	ITA	Ferrari 488 Challenge Evo	PROAM	1	255.9	16	250.5	14	242.6	7	241.6	12	233.7	15	244.9
2	69 Kessel Racing	CHE	Alexandre Bochez	CHE	Mikaël Bochez	CHE	Ferrari 488 Challenge Evo	AM	1	253.5	9	240.0	12	239.4	14	237.3	8	236.8	13	241.4
3	16 Volcano Motorsport	ESP	Evgenii Leonov	MDA			Porsche 992 GT3 Cup	PROAM*	2	246.0	17	243.7	13	242.6	14	242.1	21	237.8	18	242.5
4	54 Q1-trackracing	BEL	Jan Lauryszen	BEL			Porsche 992 GT3 Cup	PROAM	3	241.6	7	234.2	9	232.2	13	221.7	5	220.8	11	230.1
5	80 Mertel Motorsport	DEU	Iván Velasco	ESP	Jorge Cabezas	ESP	Ferrari 488 Challenge Evo	PROAM	4	232.7	15	228.8	17	226.8	11	225.0	16	224.0	13	227.5
6	12 GDL Racing	SMR	Glauco Solieri	ITA			Porsche 992 GT3 Cup	AM	2	231.7	12	216.8	10	208.8	8	208.8	9	207.6	7	214.8
7	52 Q1-trackracing	BEL	Xander Przybylak	BEL	Laurent Vandervelde	BEL	Porsche 992 GT3 Cup	AM	3	230.7	7	226.8	2	220.4	10	219.9	11	212.5	9	222.1
8	47 EST1 Racing	EST	Alex Reimann	EST			Porsche 992 GT3 Cup	PROAM	5	230.2	6	219.0	7	216.0	9	206.8	5	194.9	8	213.4
9	14 Ghinzani Arco Motorsport	ITA	Maurizio Fondi	ITA	Laura Van den Hengel	NLD	Porsche 992 GT3 Cup	AM	4	228.3	11	221.7	6	218.1	4	217.3	12	209.7	14	219.0
10	55 Q1-trackracing	BEL	Gustavo Condé	BRA	H. Mello	BRA	Porsche 992 GT3 Cup	AM	5	226.4	11	223.1	12	217.7	10	216.0	9	214.7	8	219.6
11	81 Mertel Motorsport	DEU	Luca Ludwig	GBR	Steven Liquorish	GBR	Ferrari 488 Challenge Evo	PROAM	6	226.4	5	224.5	6	220.8	10	219.5	8	216.8	7	221.6
12	73 Vanstraten / Orthès Racing	FRA	Axel Vanstraten	FRA	Remi Vanstraten	FRA	Porsche 992 GT3 Cup	PROAM	7	223.1	13	222.2	6	218.1	16	213.8	7	213.8	14	218.2
13	57 Q1-trackracing	BEL	Quentin Antonel	FRA	Nicolas Vandierendonck	BEL	Porsche 992 GT3 Cup	AM*	6	222.2	11	220.8	12	215.5	10	213.0	8	200.3	13	214.4
14	77 EST1 Racing	EST	Indrek Jaaska	EST			Porsche 992 GT3 Cup	AM	7	221.7	6	210.5	16	210.1	13	208.0	15	201.1	7	210.3
15	70 GDL Racing	SMR	Roberto Bosio	ITA			Porsche 911 GT3 Cup gen 2	AM	8	216.8	9	211.3	4	199.2	7	194.5	8	180.9	5	200.5
16	11 Fabio Fabiani / SP Racing	ITA	Fabio Fabiani	ITA	Stefano Zerbi	ITA	Porsche 911 GT3 Cup gen 2	AM	9	215.5	6	215.1	11	201.4	17	196.7	10	195.6	14	204.9
17	19 Mertel Motorsport	DEU	Stefano Bozzoni	ESP	Fernando Navarrete	ESP	Ferrari 488 Challenge Evo	AM	10	212.5	14	209.7	13	204.1	15	197.8	12	180.0	7	200.8
18	68 GDL Racing	ITA	Samuele Bosio	ITA			Porsche 992 GT3 Cup	AM	11	207.6	9	204.9	6	194.9	5	194.2	7	186.5	8	197.6
19	78 ZRS Motorsport	ITA	Davide Scannicchio	ITA	Fabio Babini	ITA	Porsche 992 GT3 Cup	PROAM	8	207.6	15	204.9	2	204.5	13	202.2	12	201.4	6	204.1
20	71 GDL Racing	SMR	Jim Michaelian	USA			Porsche 911 GT3 Cup gen 2	AM	12	204.9	6	195.6	4	178.8	9	170.3	10	167.1	7	183.3
21	44 Eugenio Pisani / SP Racing	ITA	Eugenio Pisani	ITA	Stefano Zanini	MDA	Porsche 911 GT3 Cup gen 2	PROAM	9	201.8	6	198.1	4	196.3	10	190.4	11	188.1	5	195.0
22	21 Camil Perian / R01 Racing by Varu Nicu	ROU	Camil Perian	ROU	Florin Tincescu	ROU	Porsche 911 GT3 Cup gen 2	AM	13	200.7	7	198.5	5	197.4	8	189.4	4	187.5	6	194.7







# Autodromo Nazionale Monza

## GT Cup Europe

### Free Practice - 3


#### Fastest Laps Sequence



Lap	Time of Day	Session Time	N° Entrant/Team	Nat	Driver 1	Nat	Driver 2	Nat	Vehicle	Cat	Time	Km/h
3	14:42:30.468	9:30.468	16 Volcano Motorsport	ESP	Evgenii Leonov	ESP			Porsche 992 GT3 Cup	PROAM*	3:12.579	108.2
3	14:42:40.298	9:40.298	47 EST1 Racing	EST	Alex Reimann	EST			Porsche 992 GT3 Cup	PROAM	3:10.715	109.3
4	14:44:44.400	11:44.400	16 Volcano Motorsport	ESP	Evgenii Leonov	ESP			Porsche 992 GT3 Cup	PROAM*	2:13.932	155.7
4	14:44:50.807	11:50.807	47 EST1 Racing	EST	Alex Reimann	EST			Porsche 992 GT3 Cup	PROAM	2:10.509	159.7
3	14:44:55.174	11:55.174	81 Mertel Motorsport	DEU	Luca Ludwig	DEU		GBR	Ferrari 488 Challenge Evo	PROAM	2:10.343	159.9
2	14:45:25.178	12:25.178	54 Q1-trackracing	BEL	Jan Laurysen	BEL			Porsche 992 GT3 Cup	PROAM	2:09.570	160.9
5	14:46:53.910	13:53.910	16 Volcano Motorsport	ESP	Evgenii Leonov	ESP			Porsche 992 GT3 Cup	PROAM*	2:09.510	161.0
5	14:46:57.599	13:57.599	47 EST1 Racing	EST	Alex Reimann	EST			Porsche 992 GT3 Cup	PROAM	2:06.792	164.4
6	14:52:50.967	19:50.967	17 Rossocorsa Racing	ITA	Lorenzo Innocenti	ITA		ITA	Ferrari 488 Challenge Evo	PROAM	2:06.601	164.7
7	14:54:57.176	21:57.176	17 Rossocorsa Racing	ITA	Lorenzo Innocenti	ITA		ITA	Ferrari 488 Challenge Evo	PROAM	2:06.209	165.2
9	14:57:51.685	24:51.685	47 EST1 Racing	EST	Alex Reimann	EST			Porsche 992 GT3 Cup	PROAM	2:06.124	165.3
8	14:58:10.104	25:10.104	54 Q1-trackracing	BEL	Jan Laurysen	BEL			Porsche 992 GT3 Cup	PROAM	2:05.083	166.7
12	15:11:45.574	38:45.574	54 Q1-trackracing	BEL	Jan Laurysen	BEL			Porsche 992 GT3 Cup	PROAM	2:04.735	167.1







# Autodromo Nazionale Monza

## GT Cup Europe

### Free Practice - 3

#### Event Best Maximum Speed



N°	Entrant/Team	Nat	Driver 1	Nat	Driver 2	Nat	Vehicle	Cat	Km/h	Session
17	Rossocorsa Racing	ITA	Lorenzo Innocenti	ITA	Andrea Belicchi	ITA	Ferrari 488 Challenge Evo	PROAM	276.2	Free Practice - 2
16	Volcano Motorsport	ESP	Evgenii Leonov	MDA			Porsche 992 GT3 Cup	PROAM*	269.3	Free Practice - 2
78	ZRS Motorsport	ITA	Davide Scannicchio	ITA	Fabio Babini	ITA	Porsche 992 GT3 Cup	PROAM	264.7	Free Practice - 2
77	EST1 Racing	EST	Indrek Jaaska	EST			Porsche 992 GT3 Cup	AM	264.7	Free Practice - 2
14	Ghinzani Arco Motorsport	ITA	Maurizio Fondi	ITA	Laura Van den Hengel	NLD	Porsche 992 GT3 Cup	AM	264.0	Free Practice - 2
12	GDL Racing	SMR	Glauco Solieri	ITA			Porsche 992 GT3 Cup	AM	263.4	Free Practice - 2
69	Kessel Racing	CHE	Alexandre Bochez	CHE	Mikaël Bochez	CHE	Ferrari 488 Challenge Evo	AM	263.4	Free Practice - 2
47	EST1 Racing	EST	Alex Reimann	EST			Porsche 992 GT3 Cup	PROAM	262.7	Free Practice - 2
54	Q1-trackracing	BEL	Jan Lauryssen	BEL			Porsche 992 GT3 Cup	PROAM	258.9	Free Practice - 2
44	Eugenio Pisani / SP Racing	ITA	Eugenio Pisani	ITA	Stefano Zanini	MCO	Porsche 911 GT3 Cup gen 2	PROAM	255.3	Free Practice - 2
67	GDL Racing	SMR	Federico Lamperti	ITA	Stefano Borghi	ITA	Porsche 992 GT3 Cup	AM	252.3	Free Practice - 2
21	Camil Perian / R01 Racing by Varu Nicu	ROU	Camil Perian	ROU	Florin Tincescu	ROU	Porsche 911 GT3 Cup gen 2	AM	251.1	Free Practice - 1
73	Vanstraten / Orthès Racing	FRA	Axel Vanstraten	FRA	Remi Vanstraten	FRA	Porsche 992 GT3 Cup	PROAM	248.2	Free Practice - 2
55	Q1-trackracing	BEL	Gustavo Condé	BRA	H. Mello	BRA	Porsche 992 GT3 Cup	AM	248.2	Free Practice - 2
52	Q1-trackracing	BEL	Xander Przybylak	BEL	Laurent Vandervelde	BEL	Porsche 992 GT3 Cup	AM	244.8	Free Practice - 2
11	Fabio Fabiani / SP Racing	ITA	Fabio Fabiani	ITA	Stefano Zerbi	ITA	Porsche 911 GT3 Cup gen 2	AM	242.6	Free Practice - 2
68	GDL Racing	SMR	Samuele Bosio	ITA			Porsche 992 GT3 Cup	AM	242.1	Free Practice - 2
81	Mertel Motorsport	DEU	Luca Ludwig	DEU	Steven Liquorish	GBR	Ferrari 488 Challenge Evo	PROAM	238.4	Free Practice - 2
71	GDL Racing	SMR	Jim Michaelian	USA			Porsche 911 GT3 Cup gen 2	AM	234.7	Free Practice - 2
57	Q1-trackracing	BEL	Quentin Antonel	FRA	Nicolas Vandierendonck	BEL	Porsche 992 GT3 Cup	AM*	232.7	Free Practice - 2
80	Mertel Motorsport	DEU	Iván Velasco	ESP	Jorge Cabezas	ESP	Ferrari 488 Challenge Evo	PROAM	232.7	Free Practice - 2
19	Mertel Motorsport	DEU	Stefano Bozzoni	ITA	Fernando Navarrete	ESP	Ferrari 488 Challenge Evo	AM	219.9	Free Practice - 2
70	GDL Racing	SMR	Roberto Bosio	ITA			Porsche 911 GT3 Cup gen 2	AM	216.8	Free Practice - 3





**Autodromo Nazionale Monza**  
**GT Cup Europe**  
**Free Practice - 3**  
**Pit Stop Analysis**



**11** Fabio Fabiani Porsche 911 GT3 Cup gen 2  
 AM Stefano Zerbi Fabio Fabiani / SP Racing

N°	In Day Time	In Time	Out Time	Pit Time	T. Pit Time	Handicap	Diff.
1	14:36:20.407	14:36:20.407	14:40:37.660	4:17.253	4:17.253		
2	14:52:31.871	14:52:31.871	14:57:46.072	5:14.201	9:31.454		
3	15:11:39.110	15:11:39.110	15:13:44.964	2:05.854	11:37.308		

**12** Glauco Solieri Porsche 992 GT3 Cup  
 AM GDL Racing

N°	In Day Time	In Time	Out Time	Pit Time	T. Pit Time	Handicap	Diff.
1	14:56:34.013	14:56:34.013	14:58:46.134	2:12.121	2:12.121		
2	15:16:29.958	15:16:29.958	15:18:19.146	1:49.188	4:01.309		

**14** Maurizio Fondi Porsche 992 GT3 Cup  
 AM Laura Van den Hengel Ghinzani Arco Motorsport

N°	In Day Time	In Time	Out Time	Pit Time	T. Pit Time	Handicap	Diff.
1	14:57:43.197	14:57:43.197	15:00:21.585	2:38.388	2:38.388		

**16** Evgenii Leonov Porsche 992 GT3 Cup  
 PROAM\* Volcano Motorsport

N°	In Day Time	In Time	Out Time	Pit Time	T. Pit Time	Handicap	Diff.
1	14:39:11.842	14:39:11.842	14:39:46.706	34.864	34.864		
2	14:57:44.814	14:57:44.814	14:58:13.078	28.264	1:03.128		
3	15:00:27.586	15:00:27.586	15:02:12.935	1:45.349	2:48.477		
4	15:17:48.422	15:17:48.422	15:18:59.093	1:10.671	3:59.148		
5	15:21:09.736	15:21:09.736	15:22:26.653	1:16.917	5:16.065		

**17** Lorenzo Innocenti Ferrari 488 Challenge Evo  
 PROAM Andrea Belicchi Rossocorsa Racing

N°	In Day Time	In Time	Out Time	Pit Time	T. Pit Time	Handicap	Diff.
1	14:38:23.469	14:38:23.469	14:41:56.235	3:32.766	3:32.766		
2	14:57:08.806	14:57:08.806	14:58:50.478	1:41.672	5:14.438		

**19** Stefano Bozzoni Ferrari 488 Challenge Evo  
 AM Fernando Navarrete Mertel Motorsport

N°	In Day Time	In Time	Out Time	Pit Time	T. Pit Time	Handicap	Diff.
1	14:38:25.854	14:38:25.854	14:40:47.776	2:21.922	2:21.922		
2	14:48:18.825	14:48:18.825	14:49:28.674	1:09.849	3:31.771		
3	15:03:25.299	15:03:25.299	15:09:24.258	5:58.959	9:30.730		

**21** Camil Perian Porsche 911 GT3 Cup gen 2  
 AM Florin Tincescu Camil Perian / R01 Racing by Varu Nicu

N°	In Day Time	In Time	Out Time	Pit Time	T. Pit Time	Handicap	Diff.
1	14:37:03.115	14:37:03.115	14:40:12.590	3:09.475	3:09.475		
2	14:59:13.223	14:59:13.223	15:00:23.974	1:10.751	4:20.226		

**44** Eugenio Pisani Porsche 911 GT3 Cup gen 2  
 PROAM Stefano Zanini Eugenio Pisani / SP Racing

N°	In Day Time	In Time	Out Time	Pit Time	T. Pit Time	Handicap	Diff.
1	14:36:05.828	14:36:05.828	14:40:35.118	4:29.290	4:29.290		
2	14:52:28.641	14:52:28.641	14:56:13.856	3:45.215	8:14.505		

**47** Alex Reimann Porsche 992 GT3 Cup  
 PROAM EST1 Racing

N°	In Day Time	In Time	Out Time	Pit Time	T. Pit Time	Handicap	Diff.
1	14:39:24.051	14:39:24.051	14:40:24.661	1:00.610	1:00.610		
2	14:51:16.038	14:51:16.038	14:53:38.570	2:22.532	3:23.142		

**52** Xander Przybylak Porsche 992 GT3 Cup  
 AM Laurent Vandervelde Q1-trackracing

N°	In Day Time	In Time	Out Time	Pit Time	T. Pit Time	Handicap	Diff.
1	15:05:08.263	15:05:08.263	15:06:57.783	1:49.520	1:49.520		
2	15:15:30.384	15:15:30.384	15:17:20.612	1:50.228	3:39.748		

**54** Jan Laurysen Porsche 992 GT3 Cup  
 PROAM Q1-trackracing

N°	In Day Time	In Time	Out Time	Pit Time	T. Pit Time	Handicap	Diff.
1	15:00:18.724	15:00:18.724	15:05:24.568	5:05.844	5:05.844		

**55** Gustavo Condé Porsche 992 GT3 Cup  
 AM H. Mello Q1-trackracing

N°	In Day Time	In Time	Out Time	Pit Time	T. Pit Time	Handicap	Diff.
1	15:03:30.111	15:03:30.111	15:06:25.152	2:55.041	2:55.041		

**57** Quentin Antonel Porsche 992 GT3 Cup  
 AM\* Nicolas Vandierendonck Q1-trackracing

N°	In Day Time	In Time	Out Time	Pit Time	T. Pit Time	Handicap	Diff.
1	14:54:23.151	14:54:23.151	14:56:06.503	1:43.352	1:43.352		
2	15:05:06.867	15:05:06.867	15:08:32.144	3:25.277	5:08.629		

**68** Samuele Bosio Porsche 992 GT3 Cup  
 AM GDL Racing

N°	In Day Time	In Time	Out Time	Pit Time	T. Pit Time	Handicap	Diff.
1	14:58:46.854	14:58:46.854	14:59:38.479	51.625	51.625		

**69** Alexandre Bochez Ferrari 488 Challenge Evo  
 AM Mikaël Bochez Kessel Racing

N°	In Day Time	In Time	Out Time	Pit Time	T. Pit Time	Handicap	Diff.
1	14:59:16.604	14:59:16.604	15:02:51.040	3:34.436	3:34.436		

**70** Roberto Bosio Porsche 911 GT3 Cup gen 2  
 AM GDL Racing

N°	In Day Time	In Time	Out Time	Pit Time	T. Pit Time	Handicap	Diff.
1	15:17:24.335	15:17:24.335	15:21:16.997	3:52.662	3:52.662		

**73** Axel Vanstraaften Porsche 992 GT3 Cup  
 PROAM Remi Vanstraaften Vanstraaften / Orthès Racing

N°	In Day Time	In Time	Out Time	Pit Time	T. Pit Time	Handicap	Diff.
1	14:39:18.076	14:39:18.076	14:40:29.175	1:11.099	1:11.099		
2	14:58:05.431	14:58:05.431	15:00:29.371	2:23.940	3:35.039		
3	15:18:03.405	15:18:03.405	15:19:43.362	1:39.957	5:14.996		

**77** Indrek Jaaska Porsche 992 GT3 Cup  
 AM EST1 Racing

N°	In Day Time	In Time	Out Time	Pit Time	T. Pit Time	Handicap	Diff.
1	14:36:01.815	14:36:01.815	14:40:22.359	4:20.544	4:20.544		
2	15:03:17.076	15:03:17.076	15:07:54.465	4:37.389	8:57.933		

**78** Davide Scannicchio Porsche 992 GT3 Cup  
 PROAM Fabio Babini ZRS Motorsport

N°	In Day Time	In Time	Out Time	Pit Time	T. Pit Time	Handicap	Diff.
1	15:12:07.316	15:12:07.316	15:13:47.847	1:40.531	1:40.531		

**80** Iván Velasco Ferrari 488 Challenge Evo  
 PROAM Jorge Cabezas Mertel Motorsport

N°	In Day Time	In Time	Out Time	Pit Time	T. Pit Time	Handicap	Diff.
1	14:54:07.978	14:54:07.978	14:55:28.076	1:20.098	1:20.098		
2	14:57:53.323	14:57:53.323	15:01:47.538	3:54.215	5:14.313		





Autodromo Nazionale Monza

GT Cup Europe

Free Practice - 3

Pit Stop Analysis



**GT Cup**  
Europe

81

Luca Ludwig

Ferrari 488 Challenge Evo


PROAM

Steven Liquorish

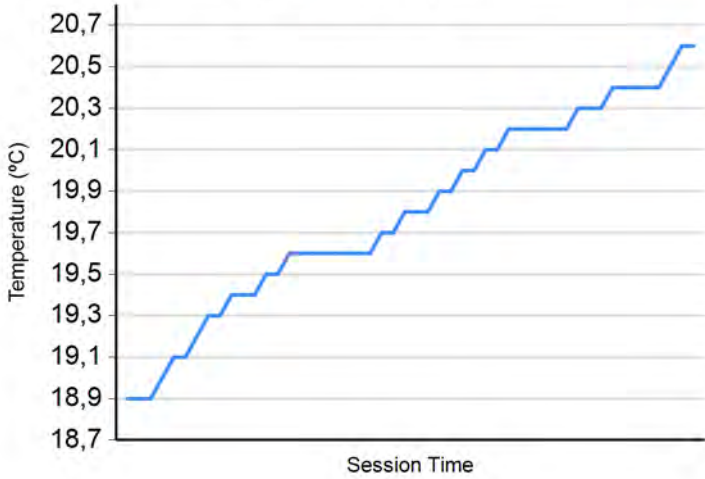
Mertel Motorsport

N°	In Day Time	In Time	Out Time	Pit Time	T. Pit Time	Handicap	Diff.
1	14:39:08.028	14:39:08.028	14:40:27.158	1:19.130	1:19.130		
2	14:55:37.291	14:55:37.291	15:01:04.620	5:27.329	6:46.459		
3	15:05:32.553	15:05:32.553	15:08:45.434	3:12.881	9:59.340		
4	15:11:43.733	15:11:43.733	15:13:59.682	2:15.949	12:15.289		
5	15:16:49.342	15:16:49.342	15:20:43.342	3:54.000	16:09.289		

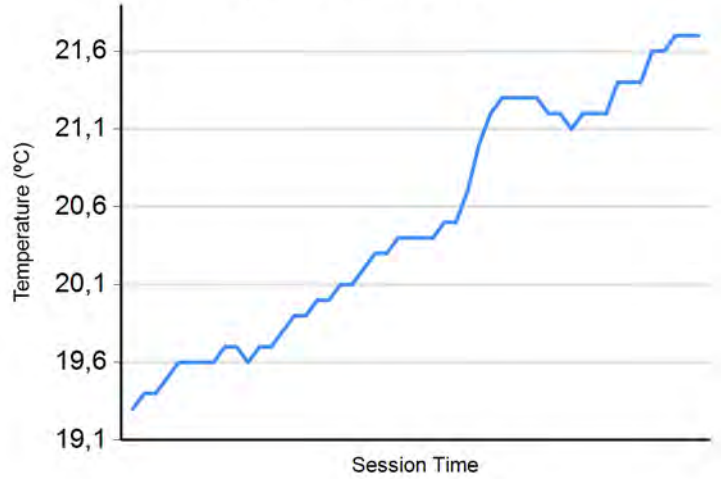




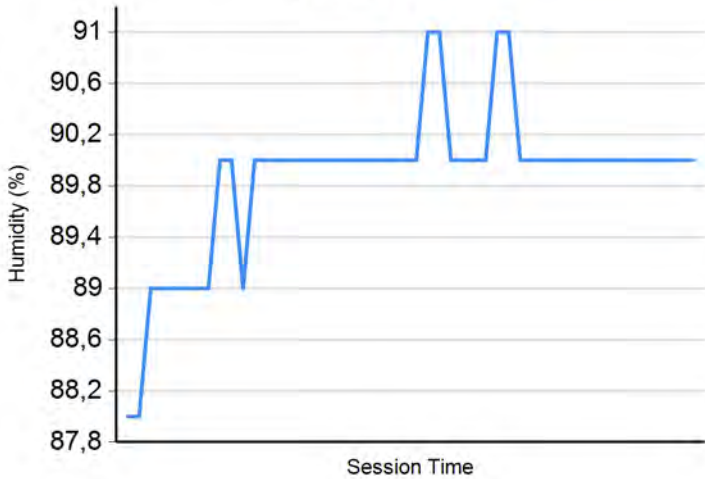
**Air Temperature**



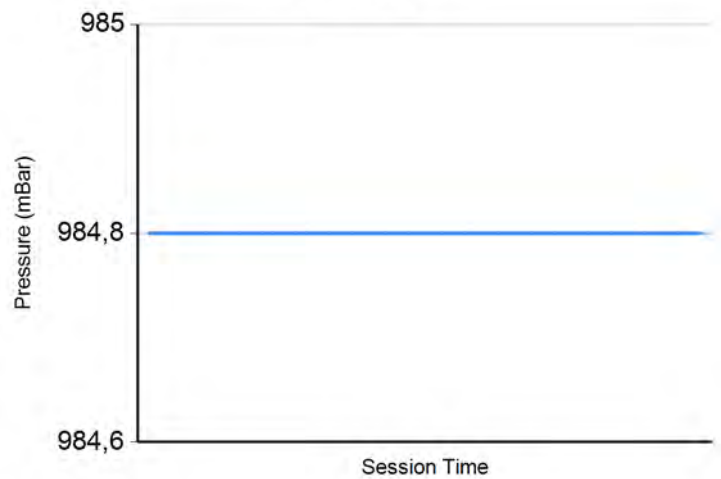
**Track Temperature**



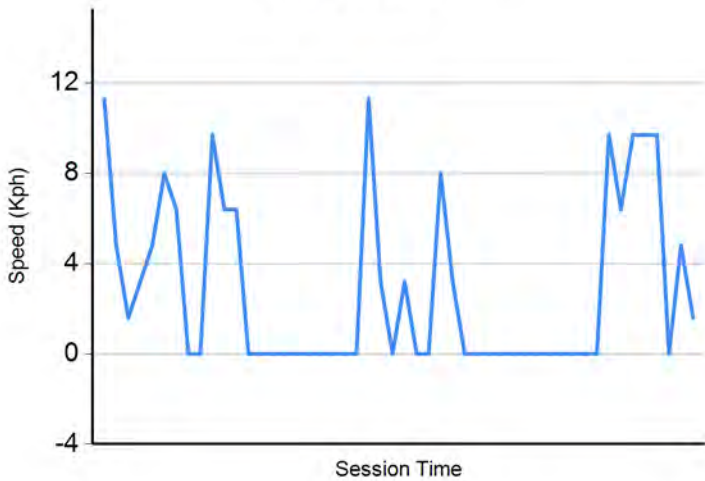
**Humidity**



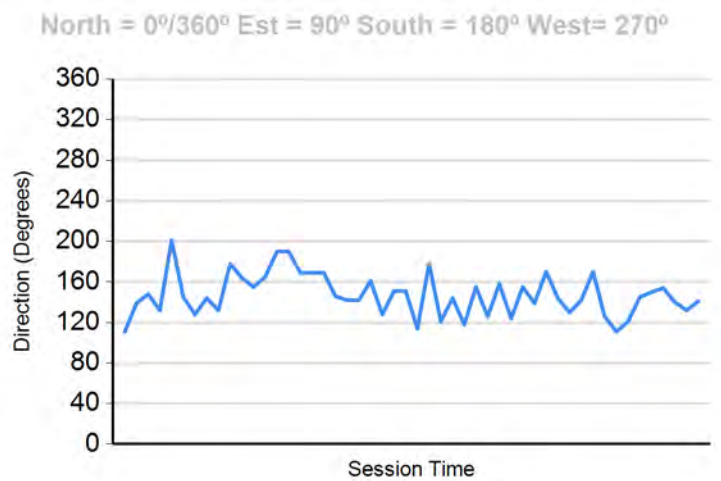
**Pressure**




**Wind Speed**



**Wind direction**





**Autodromo Nazionale Monza**  
**GT Cup Europe**  
**Free Practice - 1 - 2 - 3**  
**Combined Results**



Cls	N°	Entrant/Team	Nat	Driver 1	Nat	Driver 2	Nat	Vehicle	Cat	Cls	Laps	FP1	FP2	FP3	Best	Gap	Interval	Km/h			
1	47	EST1 Racing	EST	Alex Reimann	EST			Porsche 992 GT3 Cup	PROAM	1	27		1:52.780	1	2:06.124	9	1:52.780		184.9		
2	80	Mertel Motorsport	DEU	Iván Velasco	ESP	Jorge Cabezas	ESP	Ferrari 488 Challenge Evo	PROAM	2	47	2:07.228	7	1:53.987	1	2:06.225	1	1:53.987	1.207	1.207	182.9
3	54	Q1-trackracing	BEL	Jan Lauryszen	BEL			Porsche 992 GT3 Cup	PROAM	3	33		1:54.224	1	2:04.735	1	1:54.224	1.444	0.237	182.5	
4	81	Mertel Motorsport	DEU	Luca Ludwig	GBR	Steven Liquorish	GBR	Ferrari 488 Challenge Evo	PROAM	4	41	2:11.300	8	1:54.332	1	2:07.368	7	1:54.332	1.552	0.108	182.4
5	44	Eugenio Pisani / SP Racing	ITA	Eugenio Pisani	ITA	Stefano Zanini	MCO	Porsche 911 GT3 Cup gen 2	PROAM	5	26		1:54.578	1	2:13.607	5	1:54.578	1.798	0.246	182.0	
6	17	Rossocorsa Racing	ITA	Lorenzo Innocenti	ITA	Andrea Belicchi	ITA	Ferrari 488 Challenge Evo	PROAM	6	39		1:54.715	1	2:06.209	7	1:54.715	1.935	0.137	181.7	
7	78	ZRS Motorsport	ITA	Davide Scannicchio	ITA	Fabio Babini	ITA	Porsche 992 GT3 Cup	PROAM	7	33		1:54.780	1	2:07.508	1	1:54.780	2.000	0.065	181.6	
8	16	Volcano Motorsport	ESP	Evgenii Leonov	IND			Porsche 992 GT3 Cup	PROAM*	8	42		1:55.622	1	2:06.775	1	1:55.622	2.842	0.842	180.3	
9	73	Vanstraten / Orthès Racing	FRA	Axel Vanstraten	FRA	Remi Vanstraten	FRA	Porsche 992 GT3 Cup	PROAM	9	41		1:56.397	1	2:08.165	9	1:56.397	3.617	0.775	179.1	
10	77	EST1 Racing	EST	Indrek Jaaska	EST			Porsche 992 GT3 Cup	AM	1	50	2:09.419	8	1:57.311	2	2:09.218	1	1:57.311	4.531	0.914	177.7
11	69	Kessel Racing	CHE	Alexandre Bochez	CHE	Mikaël Bochez	CHE	Ferrari 488 Challenge Evo	AM	2	41	2:12.387	7	1:58.087	1	2:08.828	1	1:58.087	5.307	0.776	176.6
12	52	Q1-trackracing	BEL	Xander Przybylak	BEL	Laurent Vandervelde	BEL	Porsche 992 GT3 Cup	AM	3	42	2:09.728	9	1:58.102	1	2:06.741	1	1:58.102	5.322	0.015	176.5
13	12	GDL Racing	SMR	Glauco Solieri	ITA			Porsche 992 GT3 Cup	AM	4	31		1:58.273	1	2:10.662	7	1:58.273	5.493	0.171	176.3	
14	57	Q1-trackracing	FRA	Quentin Antonel	BEL	Nicolas Vandierendonck	BEL	Porsche 992 GT3 Cup	AM*	5	31		1:58.800	1	2:09.852	1	1:58.800	6.020	0.527	175.5	
15	68	GDL Racing	SMR	Samuele Bosio	ITA			Porsche 992 GT3 Cup	AM	6	28		1:58.826	1	2:13.545	8	1:58.826	6.046	0.026	175.5	
16	67	GDL Racing	SMR	Federico Lamperti	ITA	Stefano Borghi	ITA	Porsche 992 GT3 Cup	AM	7	15		1:59.352	1			1:59.352	6.572	0.526	174.7	
17	55	Q1-trackracing	BEL	Gustavo Condé	BRA	H. Mello	BRA	Porsche 992 GT3 Cup	AM	8	34		1:59.367	1	2:07.176	1	1:59.367	6.587	0.015	174.7	
18	14	Ghinzani Arco Motorsport	ITA	Maurizio Fondi	ITA	Laura Van den Hengel	NLD	Porsche 992 GT3 Cup	AM	9	46	2:12.734	9	2:00.060	1	2:11.502	1	2:00.060	7.280	0.693	173.7
19	19	Mertel Motorsport	DEU	Stefano Bozzoni	ESP	Fernando Navarrete	ESP	Ferrari 488 Challenge Evo	AM	10	32	2:09.023	7	2:01.106	3	2:06.367	1	2:01.106	8.326	1.046	172.2
20	11	Fabio Fabiani / SP Racing	ITA	Fabio Fabiani	ITA	Stefano Zerbi	ITA	Porsche 911 GT3 Cup gen 2	AM	11	35	2:28.205	2	2:01.402	1	2:12.026	1	2:01.402	8.622	0.296	171.7
21	21	Camil Perian / R01 Racing by Varu Nicu	ROU	Camil Perian	ROU	Florin Tincescu	ROU	Porsche 911 GT3 Cup gen 2	AM	12	37	2:15.153	4	2:01.566	1	2:12.732	7	2:01.566	8.786	0.164	171.5
22	71	GDL Racing	SMR	Jim Michaelian	USA			Porsche 911 GT3 Cup gen 2	AM	13	37	2:27.395	6	2:08.333	1	2:22.781	9	2:08.333	15.553	6.767	162.5
23	70	GDL Racing	SMR	Roberto Bosio	ITA			Porsche 911 GT3 Cup gen 2	AM	14	11			2:18.929	8	2:18.929	26.149	10.596	150.1		

**\* PENALTIES**

CAR 80 TIME 2:08.622 DELETED CUTTING T4-5

CAR 67 TIME 6:09.538 DELETED TRACK LIMITS AT T 4

CAR 44 TIME 2:20.710 DELETED CUTTING T4-5

CAR 19 TIME 2:14.673 DELETED CUTTING T4-5

CAR 69 TIME 2:17.366 DELETED TRACK LIMITS AT T 4

CAR 80 TIME 2:19.369 DELETED CUTTING T4-5

CAR 80 TIME 2:07.603 DELETED CUTTING T4-5

CAR 77 TIME 2:23.522 DELETED TRACK LIMITS AT T 4-5

CAR 44 TIME 2:19.363 DELETED CUTTING T1-2

CAR 19 TIME 2:09.934 DELETED CUTTING T4-5

Published at:.....

**Race Director:**

**Timekeeper:**

Luis García

JOB-1605-ESP/M







Autodromo Nazionale Monza

GT Cup Europe

Free Practice - 1 - 2 - 3

Autodromo Nazionale Monza 5.793 m. Combined Results



CAR 21 TIME 5:06.655 DELETED TRACK LIMITS AT T 4

CAR 16 TIME 2:08.693 DELETED CUTTING T1-2

CAR 19 TIME 2:16.213 DELETED CUTTING T4-5

CAR 67 TIME 2:02.110 DELETED TRACK LIMITS AT T 1

CAR 47 TIME 2:14.262 DELETED CUTTING T1-2

CAR 77 TIME 2:15.748 DELETED CUTTING T4-5

CAR 16 TIME 2:04.047 DELETED TRACK LIMITS AT T 4

CAR 77 TIME 2:14.232 DELETED CUTTING T1-2

CAR 80 TIME 2:07.929 DELETED CUTTING T4-5

CAR 73 TIME 2:01.828 DELETED TRACK LIMITS AT T 4

CAR 73 TIME 2:07.809 DELETED CUTTING T4-5

CAR 71 TIME 2:19.994 DELETED CUTTING T4-5

CAR 17 TIME 2:12.399 DELETED TRACK LIMITS AT T 4

CAR 17 TIME 2:17.090 DELETED CUTTING T4-5

CAR 21 TIME 2:14.706 DELETED TRACK LIMITS AT T 4

CAR 55 TIME 2:20.347 DELETED CUTTING T4-5

CAR 71 TIME 2:09.601 DELETED TRACK LIMITS AT T 4

CAR 55 TIME 2:12.869 DELETED CUTTING T4-5

CAR 73 TIME 1:56.770 DELETED TRACK LIMITS AT T 1

CAR 16 TIME 2:05.566 DELETED CUTTING T1-2

CAR 77 TIME 2:02.932 DELETED TRACK LIMITS AT T 4

CAR 17 TIME 2:12.117 DELETED CUTTING T4-5

CAR 17 TIME 2:03.122 DELETED TRACK LIMITS AT T 4

CAR 19 TIME 2:06.577 DELETED CUTTING T4-5

CAR 44 TIME 2:20.710 DELETED CUTTING T4-5

CAR 67 TIME 2:07.731 DELETED TRACK LIMITS AT T 4

CAR 80 TIME 2:19.369 DELETED CUTTING T4-5

CAR 12 TIME 2:12.312 DELETED TRACK LIMITS AT T 4

CAR 44 TIME 2:19.363 DELETED CUTTING T1-2

CAR 44 TIME 2:16.657 DELETED TRACK LIMITS AT T 4

CAR 16 TIME 2:08.693 DELETED CUTTING T1-2

CAR 77 TIME 2:00.655 DELETED TRACK LIMITS AT T 4

CAR 47 TIME 2:14.262 DELETED CUTTING T1-2

CAR 77 TIME 2:14.232 DELETED CUTTING T1-2

CAR 73 TIME 2:07.809 DELETED CUTTING T4-5

Published at:.....

Race Director:

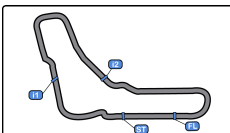
Timekeeper:

Luis Garcia

JOB-1605-ESP/M







Autodromo Nazionale Monza

GT Cup Europe

Free Practice - 1 - 2 - 3

Combined Results

Autodromo Nazionale Monza 5.793 m.

CAR 17 TIME 2:17.090 DELETED CUTTING T4-5

CAR 55 TIME 2:20.347 DELETED CUTTING T4-5

CAR 55 TIME 2:12.869 DELETED CUTTING T4-5

CAR 16 TIME 2:05.566 DELETED CUTTING T1-2

CAR 17 TIME 2:12.117 DELETED CUTTING T4-5

CAR 19 TIME 2:06.577 DELETED CUTTING T4-5

CAR 80 TIME 2:24.755 DELETED CUTTING T4-5



Published at:.....


Race Director:

Timekeeper:

Luis Garcia

JOB-1605-ESP/M





**Autodromo Nazionale Monza**  
**GT Cup Europe**  
**Qualifying - 1 Driver - 1**  
**Provisional Results**



Autodromo Nazionale Monza 5.793 m.

Cls	N°	Entrant/Team	Nat	Driver 1	Nat	Driver 2	Nat	Vehicle	Cat	Cls	Laps	Best	Time	Gap	Interval	Km/h
1	80	Mertel Motorsport	DEU	Iván Velasco	ESP	Jorge Cabezas	ESP	Ferrari 488 Challenge Evo	PROAM	1	8	5	1:50.156			189.3
2	47	EST1 Racing	EST	Alex Reimann	EST			Porsche 992 GT3 Cup	PROAM	2	11	10	1:51.318	1.162	1.162	187.3
3	52	Q1-trackracing	BEL	Xander Przybylak	BEL	Laurent Vandervelde	BEL	Porsche 992 GT3 Cup	AM	1	10	7	1:51.532	1.376	0.214	186.9
4	21	Camil Perian / R01 Racing by Varu Nicu	ROU	Camil Perian	ROU	Florin Tincescu	ROU	Porsche 911 GT3 Cup gen 2	AM	2	8	6	1:51.856	1.700	0.324	186.4
5	54	Q1-trackracing	BEL	Jan Lauryszen	BEL			Porsche 992 GT3 Cup	PROAM	3	9	4	1:51.871	1.715	0.015	186.4
6	73	Vanstraaen / Orthès Racing	FRA	Axel Vanstraaen	FRA	Remi Vanstraaen	FRA	Porsche 992 GT3 Cup	PROAM	4	10	6	1:52.211	2.055	0.340	185.8
7	16	Volcano Motorsport	ESP	Evgenii Leonov	IND			Porsche 992 GT3 Cup	PROAM*	5	10	6	1:52.218	2.062	0.007	185.8
8	55	Q1-trackracing	BEL	Gustavo Condé	BRA	H. Mello	BRA	Porsche 992 GT3 Cup	AM	3	8	7	1:52.668	2.512	0.450	185.0
9	69	Kessel Racing	CHE	Alexandre Bochez	CHE	Mikaël Bochez	CHE	Ferrari 488 Challenge Evo	AM	4	11	10	1:53.299	3.143	0.631	184.0
10	17	Rossocorsa Racing	ITA	Lorenzo Innocenti	ITA	Andrea Belicchi	ITA	Ferrari 488 Challenge Evo	PROAM	6	11	6	1:53.342	3.186	0.043	183.9
11	57	Q1-trackracing	BEL	Quentin Antonel	FRA	Nicolas Vandierendonck	BEL	Porsche 992 GT3 Cup	AM*	5	11	7	1:53.590	3.434	0.248	183.5
12	44	Eugenio Pisani / SP Racing	ITA	Eugenio Pisani	ITA	Stefano Zanini	MCO	Porsche 911 GT3 Cup gen 2	PROAM	7	12	7	1:53.989	3.833	0.399	182.9
13	78	ZRS Motorsport	ITA	Daide Scannicchio	ITA	Fabio Babini	ITA	Porsche 992 GT3 Cup	PROAM	8	10	5	1:54.047	3.891	0.058	182.8
14	12	GDL Racing	SMR	Glauco Solieri	ITA			Porsche 992 GT3 Cup	AM	6	11	7	1:54.202	4.046	0.155	182.6
15	77	EST1 Racing	EST	Indrek Jaaska	ITA			Porsche 992 GT3 Cup	AM	7	11	7	1:54.515	4.359	0.313	182.1
16	19	Mertel Motorsport	DEU	Stefano Bozzoni	ITA	Fernando Navarrete	ESP	Ferrari 488 Challenge Evo	AM	8	10	9	1:54.995	4.839	0.480	181.3
17	68	GDL Racing	SMR	Samuele Bosio	ITA			Porsche 992 GT3 Cup	AM	9	11	5	1:55.163	5.007	0.168	181.0
18	11	Fabio Fabiani / SP Racing	ITA	Fabio Fabiani	ITA	Stefano Zerbi	ITA	Porsche 911 GT3 Cup gen 2	AM	10	11	10	1:55.223	5.067	0.060	180.9
19	67	GDL Racing	SMR	Federico Lamperti	ITA	Stefano Borghi	ITA	Porsche 992 GT3 Cup	AM	11	11	10	1:55.613	5.457	0.390	180.3
20	14	Ghinzani Arco Motorsport	ITA	Maurizio Fondi	ITA	Laura Van den Hengel	NLD	Porsche 992 GT3 Cup	AM	12	11	7	1:57.864	7.708	2.251	176.9
21	70	GDL Racing	SMR	Roberto Bosio	ITA			Porsche 911 GT3 Cup gen 2	AM	13	9	8	2:01.456	11.300	3.592	171.7
22	71	GDL Racing	SMR	Jim Michaelian	USA			Porsche 911 GT3 Cup gen 2	AM	14	11	10	2:06.573	16.417	5.117	164.7
23	81	Mertel Motorsport	DEU	Luca Ludwig	GBR	Steven Liquorish	GBR	Ferrari 488 Challenge Evo	PROAM	9	3	2	9:11.522	7:21.366	7:04.949	37.8

**\* PENALTIES**

- CAR 57 TIME 2:00.589 DELETED CUTTING T 4-5
- CAR 67 TIME 1:57.776 DELETED CUTTING T1-2
- CAR 21 TIME 1:55.671 DELETED CUTTING T 1-2
- CAR 70 TIME 2:24.585 DELETED CUTTING T1-2
- CAR 67 TIME 2:06.047 DELETED CUTTING T 4-5
- CAR 17 TIME 1:51.661 DELETED CUTTING T 4-5

Published at:.....

Track Temp: 21.4 °C Air Temp: 19.2 °C Humidity: 73 % Track Status: WET


Race Director:

Timekeeper:

Luis Garcia

JOB-1605-ESP/M





**Autodromo Nazionale Monza**  
**GT Cup Europe**  
**Qualifying - 1 Driver - 1**  
**Provisional Results by Category**



Autodromo Nazionale Monza 5.793 m.

PROAM																
Cls	N°	Entrant/Team	Nat	Driver 1	Nat	Driver 2	Nat	Vehicle	Cat	Cls	Laps	Best	Time	Gap	Interval	Km/h
1	80	Mertel Motorsport	DEU	Iván Velasco	ESP	Jorge Cabezas	ESP	Ferrari 488 Challenge Evo	PROAM	1	8	5	1:50.156			189.3
2	47	EST1 Racing	EST	Alex Reimann	EST			Porsche 992 GT3 Cup	PROAM	2	11	10	1:51.318	1.162	1.162	187.3
3	54	Q1-trackracing	BEL	Jan Laurysen	BEL			Porsche 992 GT3 Cup	PROAM	3	9	4	1:51.871	1.715	0.553	186.4
4	73	Vanstraaten / Orthès Racing	FRA	Axel Vanstraaten	FRA	Remi Vanstraaten	FRA	Porsche 992 GT3 Cup	PROAM	4	10	6	1:52.211	2.055	0.340	185.8
5	16	Volcano Motorsport	ESP	Evgenii Leonov	IND			Porsche 992 GT3 Cup	PROAM*	5	10	6	1:52.218	2.062	0.007	185.8
6	17	Rosscorsa Racing	ITA	Lorenzo Innocenti	ITA	Andrea Belicchi	ITA	Ferrari 488 Challenge Evo	PROAM	6	11	6	1:53.342	3.186	1.124	183.9
7	44	Eugenio Pisani / SP Racing	ITA	Eugenio Pisani	ITA	Stefano Zanini	ITA	Porsche 911 GT3 Cup gen 2	PROAM	7	12	7	1:53.989	3.833	0.647	182.9
8	78	ZRS Motorsport	ITA	Davide Scannicchio	ITA	Fabio Babini	ITA	Porsche 992 GT3 Cup	PROAM	8	10	5	1:54.047	3.891	0.058	182.8
9	81	Mertel Motorsport	DEU	Luca Ludwig	GBR	Steven Liquorish	GBR	Ferrari 488 Challenge Evo	PROAM	9	3	2	9:11.522	7:21.366	7:17.475	37.8

AM																
Cls	N°	Entrant/Team	Nat	Driver 1	Nat	Driver 2	Nat	Vehicle	Cat	Cls	Laps	Best	Time	Gap	Interval	Km/h
1	52	Q1-trackracing	BEL	Xander Przybylak	BEL	Laurent Vandervelde	BEL	Porsche 992 GT3 Cup	AM	1	10	7	1:51.532			186.9
2	21	Camil Perian / R01 Racing by Varu Nicu	ROU	Camil Perian	ROU	Florin Tincescu	ROU	Porsche 911 GT3 Cup gen 2	AM	2	8	6	1:51.856	0.324	0.324	186.4
3	55	Q1-trackracing	BEL	Gustavo Condé	BRA	H. Mello	BRA	Porsche 992 GT3 Cup	AM	3	8	7	1:52.668	1.136	0.812	185.0
4	69	Kessel Racing	CHE	Alexandre Bochez	CHE	Mikaël Bochez	CHE	Ferrari 488 Challenge Evo	AM	4	11	10	1:53.299	1.767	0.631	184.0
5	57	Q1-trackracing	BEL	Quentin Antonel	FRA	Nicolas Vandierendonck	BEL	Porsche 992 GT3 Cup	AM*	5	11	7	1:53.590	2.058	0.291	183.5
6	12	GDL Racing	SMR	Glauco Solieri	ITA			Porsche 992 GT3 Cup	AM	6	11	7	1:54.202	2.670	0.612	182.6
7	77	EST1 Racing	EST	Indrek Jaaska	EST			Porsche 992 GT3 Cup	AM	7	11	7	1:54.515	2.983	0.313	182.1
8	19	Mertel Motorsport	DEU	Stefano Bozzoni	ITA	Fernando Navarrete	ESP	Ferrari 488 Challenge Evo	AM	8	10	9	1:54.995	3.463	0.480	181.3
9	68	GDL Racing	SMR	Samuele Bosio	ITA			Porsche 992 GT3 Cup	AM	9	11	5	1:55.163	3.631	0.168	181.0
10	11	Fabio Fabiani / SP Racing	ITA	Fabio Fabiani	ITA	Stefano Zerbi	ITA	Porsche 911 GT3 Cup gen 2	AM	10	11	10	1:55.223	3.691	0.060	180.9
11	67	GDL Racing	SMR	Federico Lamperti	ITA	Stefano Borghi	ITA	Porsche 992 GT3 Cup	AM	11	11	10	1:55.613	4.081	0.390	180.3
12	14	Ghinzani Arco Motorsport	ITA	Maurizio Fondi	ITA	Laura Van den Hengel	NLD	Porsche 992 GT3 Cup	AM	12	11	7	1:57.864	6.332	2.251	176.9
13	70	GDL Racing	SMR	Roberto Bosio	ITA			Porsche 911 GT3 Cup gen 2	AM	13	9	8	2:01.456	9.924	3.592	171.7
14	71	GDL Racing	SMR	Jim Michaelian	USA			Porsche 911 GT3 Cup gen 2	AM	14	11	10	2:06.573	15.041	5.117	164.7

**\* PENALTIES**

CAR 57 TIME 2:00.589 DELETED CUTTING T 4-5  
 CAR 67 TIME 1:57.776 DELETED CUTTING T1-2  
 CAR 21 TIME 1:55.671 DELETED CUTTING T 1-2  
 CAR 70 TIME 2:24.585 DELETED CUTTING T1-2  
 CAR 67 TIME 2:06.047 DELETED CUTTING T 4-5

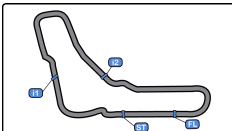
Published at:.....

Track Temp: 21.4 °C Air Temp: 19.2 °C Humidity: 73 % Track Status: WET

Race Director:

Timekeeper: Luis Garcia  
 JOB-1605-ESP/M





Autodromo Nazionale Monza

GT Cup Europe

Qualifying - 1 Driver - 1

Provisional Results by Category

Autodromo Nazionale Monza 5.793 m.

CAR 17 TIME 1:51.661 DELETED CUTTING T 4-5



Published at:.....

Track Temp: 21.4 °C Air Temp: 19.2 °C Humidity: 73 % Track Status: WET


Race Director:

Timekeeper:

Luis Garcia

JOB-1605-ESP/M





**Autodromo Nazionale Monza**  
**GT Cup Europe**  
**Qualifying - 1 Driver - 1**  
**Provisional Results by Class**



GT Open Cup Europe																
Cls	N°	Entrant/Team	Nat	Driver 1	Nat	Driver 2	Nat	Vehicle	Cat	Cls	Laps	Best	Time	Gap	Interval	Km/h
1	80	Mertel Motorsport	DEU	Iván Velasco	ESP	Jorge Cabezas	ESP	Ferrari 488 Challenge Evo	GT Cup	1	8	5	1:50.156			189.3
2	47	EST1 Racing	EST	Alex Reimann	EST			Porsche 992 GT3 Cup	GT Cup	2	11	10	1:51.318	1.162	1.162	187.3
3	52	Q1-trackracing	BEL	Xander Przybylak	BEL	Laurent Vandervelde	BEL	Porsche 992 GT3 Cup	GT Cup	3	10	7	1:51.532	1.376	0.214	186.9
4	21	Camil Perian / R01 Racing by Varu Nicu	ROU	Camil Perian	ROU	Florin Tincescu	ROU	Porsche 911 GT3 Cup gen 2	GT Cup	4	8	6	1:51.856	1.700	0.324	186.4
5	54	Q1-trackracing	BEL	Jan Laurysen	BEL			Porsche 992 GT3 Cup	GT Cup	5	9	4	1:51.871	1.715	0.015	186.4
6	73	Vanstraten / Orthès Racing	FRA	Axel Vanstraten	FRA	Remi Vanstraten	FRA	Porsche 992 GT3 Cup	GT Cup	6	10	6	1:52.211	2.055	0.340	185.8
7	16	Volcano Motorsport	ESP	Evgenii Leonov	IND			Porsche 992 GT3 Cup	GT Cup*	7	10	6	1:52.218	2.062	0.007	185.8
8	55	Q1-trackracing	BEL	Gustavo Condé	BRA	H. Mello	BRA	Porsche 992 GT3 Cup	GT Cup	8	8	7	1:52.668	2.512	0.450	185.0
9	69	Kessel Racing	CHE	Alexandre Bochez	CHE	Mikaël Bochez	CHE	Ferrari 488 Challenge Evo	GT Cup	9	11	10	1:53.299	3.143	0.631	184.0
10	17	Rossocorsa Racing	ITA	Lorenzo Innocenti	ITA	Andrea Belicchi	ITA	Ferrari 488 Challenge Evo	GT Cup	10	11	6	1:53.342	3.186	0.043	183.9
11	57	Q1-trackracing	BEL	Quentin Antonel	FRA	Nicolas Vandierendonck	BEL	Porsche 992 GT3 Cup	GT Cup*	11	11	7	1:53.590	3.434	0.248	183.5
12	44	Eugenio Pisani / SP Racing	ITA	Eugenio Pisani	ITA	Stefano Zanini	MCO	Porsche 911 GT3 Cup gen 2	GT Cup	12	12	7	1:53.989	3.833	0.399	182.9
13	78	ZRS Motorsport	ITA	Daide Scannicchio	ITA	Fabio Babini	ITA	Porsche 992 GT3 Cup	GT Cup	13	10	5	1:54.047	3.891	0.058	182.8
14	12	GDL Racing	SMR	Glauco Solieri	ITA			Porsche 992 GT3 Cup	GT Cup	14	11	7	1:54.202	4.046	0.155	182.6
15	77	EST1 Racing	EST	Indrek Jaaska	EST			Porsche 992 GT3 Cup	GT Cup	15	11	7	1:54.515	4.359	0.313	182.1
16	19	Mertel Motorsport	DEU	Stefano Bozzoni	ITA	Fernando Navarrete	ESP	Ferrari 488 Challenge Evo	GT Cup	16	10	9	1:54.995	4.839	0.480	181.3
17	68	GDL Racing	SMR	Samuele Bosio	ITA			Porsche 992 GT3 Cup	GT Cup	17	11	5	1:55.163	5.007	0.168	181.0
18	11	Fabio Fabiani / SP Racing	ITA	Fabio Fabiani	ITA	Stefano Zerbi	ITA	Porsche 911 GT3 Cup gen 2	GT Cup	18	11	10	1:55.223	5.067	0.060	180.9
19	67	GDL Racing	SMR	Federico Lamperti	ITA	Stefano Borghi	ITA	Porsche 992 GT3 Cup	GT Cup	19	11	10	1:55.613	5.457	0.390	180.3
20	14	Ghinzani Arco Motorsport	ITA	Maurizio Fondi	ITA	Laura Van den Hengel	NLD	Porsche 992 GT3 Cup	GT Cup	20	11	7	1:57.864	7.708	2.251	176.9
21	70	GDL Racing	SMR	Roberto Bosio	ITA			Porsche 911 GT3 Cup gen 2	GT Cup	21	9	8	2:01.456	11.300	3.592	171.7
22	71	GDL Racing	SMR	Jim Michaelian	USA			Porsche 911 GT3 Cup gen 2	GT Cup	22	11	10	2:06.573	16.417	5.117	164.7
23	81	Mertel Motorsport	DEU	Luca Ludwig	GBR	Steven Liquorish	GBR	Ferrari 488 Challenge Evo	GT Cup	23	3	2	9:11.522	7:21.366	7:04.949	37.8

**\* PENALTIES**

- CAR 57 TIME 2:00.589 DELETED CUTTING T 4-5
- CAR 67 TIME 1:57.776 DELETED CUTTING T1-2
- CAR 21 TIME 1:55.671 DELETED CUTTING T 1-2
- CAR 70 TIME 2:24.585 DELETED CUTTING T1-2
- CAR 67 TIME 2:06.047 DELETED CUTTING T 4-5
- CAR 17 TIME 1:51.661 DELETED CUTTING T 4-5

Published at:.....

Track Temp: 21.4 °C Air Temp: 19.2 °C Humidity: 73 % Track Status: WET

Race Director:

Timekeeper: Luis Garcia

JOB-1605-ESP/M







**Autodromo Nazionale Monza**  
**GT Cup Europe**  
**Qualifying - 1 Driver - 1**  
**Lap Analysis**



11							17						
AM							PROAM						
Lap	D	Time	Sector 1	Sector 2	Sector 3	T. Spd	Lap	D	Time	Sector 1	Sector 2	Sector 3	T. Spd
Fabio Fabiani / SP Racing							Lorenzo Innocenti / Rossocorsa Racing						
1	1	9:33:04.249	9:31:10.776	57.874	55.599	108.7	1	1	9:32:45.232	9:31:09.968	47.582	47.682	89.4
2	1	2:13.898	43.153	48.255	42.490	195.6	2	1	2:16.047	39.736	52.033	44.278	205.3
3	1	1:58.823	36.556	40.942	41.325	244.3	3	1	2:06.841	38.798	40.705	47.338	215.1
4	1	1:58.903	35.861	41.838	41.204	267.9	4	1	1:54.267	35.587	38.875	39.805	267.9
5	1	1:56.042	35.669	39.866	40.507	267.9	5	1	1:54.954	35.113	40.069	39.772	266.6
6	1	1:55.499	35.108	40.070	40.321	276.2	6	1	1:53.342	34.660	38.565	40.117	276.2
7	1	1:58.333	35.230	39.580	43.523	275.5	7	1	1:59.596	37.722	41.602	40.272	277.6
8	1	2:17.487 P	34.943	39.578	1:02.966	267.3	8	1	2:07.615 P	34.815	39.088	53.712	274.8
9	1	6:48.156	5:23.987	40.989	43.180	212.5	9	1	6:48.704	5:29.314	39.325	40.065	203.7
10	1	1:55.223	35.497	39.469	40.257	251.1	10	1	1:54.664	34.736	37.921	39.004	270.6
11	1	2:42.423 P	38.354	54.511	1:09.558	218.6	11	1	2:31.836 P	41.297	46.857	1:03.682	205.3

12							19						
AM							AM						
Lap	D	Time	Sector 1	Sector 2	Sector 3	T. Spd	Lap	D	Time	Sector 1	Sector 2	Sector 3	T. Spd
GDL Racing							Stefano Bozzoni / Mertel Motorsport						
1		9:33:08.610	9:31:25.349	57.015	46.246	106.0	1	1	9:32:54.721	9:31:17.727	49.207	47.787	101.9
2		2:02.438	38.221	42.194	42.023	189.4	2	1	2:10.619	37.856	47.008	45.755	195.6
3		1:57.835	36.763	40.415	40.657	225.0	3	1	1:58.705	36.552	40.335	41.818	204.1
4		2:13.287	37.219	52.532	43.536	212.5	4	1	1:56.607	35.929	40.239	40.439	226.4
5		1:55.417	35.961	39.645	39.811	235.8	5	1	1:59.034	36.074	41.829	41.131	219.0
6		1:54.830	36.242	39.001	39.587	248.2	6	1	1:55.875	35.291	39.538	41.046	235.8
7		1:54.202	35.350	38.786	40.066	260.2	7	1	2:20.401 P	38.978	45.945	55.478	217.7
8		2:18.212 P	34.949	39.461	1:03.802	268.6	8	1	9:08.997	7:41.203	41.194	46.600	209.7
9		6:45.934	5:18.003	44.477	43.454	184.9	9	1	1:54.995	35.398	39.502	40.095	238.9
10		1:54.761	35.406	38.615	40.740	255.3	10	1	2:32.057 P	36.275	45.189	1:10.593	221.7
11		2:26.854 P	41.080	47.395	58.379	198.5							

14							21						
AM							AM						
Lap	D	Time	Sector 1	Sector 2	Sector 3	T. Spd	Lap	D	Time	Sector 1	Sector 2	Sector 3	T. Spd
Laura Van den Hengel / Ghinzani Arco Motorsport							Camil Perian / R01 Racing by Varu						
1	1	9:33:39.918	9:31:40.631	1:00.738	58.549	112.9	1	2	9:32:47.725	9:31:11.624	49.342	46.759	78.3
2	1	2:26.880	46.174	51.721	48.985	181.2	2	2	2:13.562	38.313	51.245	44.004	218.6
3	1	2:03.375	39.399	41.217	42.759	179.4	3	2	1:55.674	35.174	39.019	41.478	260.2
4	1	1:59.405	36.562	40.860	41.983	248.2	4	2	1:54.431	35.868	39.049	39.514	276.2
5	1	1:58.762	36.369	40.509	41.884	255.9	5	2	1:53.109	34.993	38.698	39.418	276.9
6	1	2:12.043	37.588	44.930	49.525	260.8	6	2	1:51.856	34.832	38.054	38.970	274.1
7	1	1:57.864	36.483	40.283	41.098	258.3	7	2	1:54.055	35.516	39.086	39.453	276.9
8	1	2:39.361 P	42.592	51.734	1:05.035	260.8	8	2	1:45.856 P	35.017	38.951	6:01.888	273.4
9	1	5:28.507	4:02.008	41.934	44.565	195.6							
10	1	1:58.027	36.332	40.358	41.337	262.1							
11	1	2:47.133 P	44.422	53.348	1:09.363	156.5							

16							44						
PROAM*							PROAM						
Lap	D	Time	Sector 1	Sector 2	Sector 3	T. Spd	Lap	D	Time	Sector 1	Sector 2	Sector 3	T. Spd
Evgenii Leonov / Volcano Motorsport							Eugenio Pisani / SP Racing						
1		9:32:30.854	9:31:05.693	42.831	42.330	88.3	1	2	9:32:41.664	9:31:07.115	48.013	46.536	92.2
2		1:57.139	36.250	41.167	39.722	254.7	2	2	2:15.270	40.128	50.736	44.406	219.0
3		1:53.669	35.428	39.324	38.917	270.6	3	2	1:58.460	36.648	40.505	41.307	254.7
4		1:52.856	35.500	38.637	38.719	267.3	4	2	1:57.179	35.540	40.091	41.548	248.2
5		2:28.506	34.991	38.527	1:14.988	273.4	5	2	1:55.395	35.395	39.446	40.554	254.1
6		1:52.218	35.192	38.382	38.644	265.3	6	2	1:54.594	35.400	39.042	40.152	240.5
7		1:52.252	34.972	38.421	38.859	274.1	7	2	1:53.989	35.133	39.164	39.692	246.5
8		2:03.417 P	35.326	38.598	49.493	276.2	8	2	1:54.103	34.925	39.166	40.012	256.5
9		8:37.091	7:17.624	39.823	39.644	179.4	9	2	2:54.596 P	50.890	53.207	1:10.499	125.8
10		2:31.307 P	41.736	52.073	57.498	272.0	10	2	4:53.501	3:28.781	41.247	43.473	171.1
							11	2	1:54.268	35.383	38.937	39.948	251.1
							12	2	2:30.709 P	39.407	48.025	1:03.277	184.9







**Autodromo Nazionale Monza**  
**GT Cup Europe**  
**Qualifying - 1 Driver - 1**  
**Lap Analysis**



47

Alex Reimann

Porsche 992 GT3 Cup

57

Quentin Antonel

Porsche 992 GT3 Cup

PROAM

EST1 Racing

AM\*

Nicolas Vandierendonck

Q1-trackracing

Lap	D	Time	Sector 1	Sector 2	Sector 3	T. Spd	Elapsed	Lap	D	Time	Sector 1	Sector 2	Sector 3	T. Spd	Elapsed
1		9:32:33.189	9:30:59.682	48.768	44.739	148.1	9:32:33.189	1	2	9:34:14.032	9:32:34.653	52.311	47.068	114.1	9:34:14.032
2		1:58.788	37.712	41.329	39.747	177.9	9:34:31.977	2	2	<del>2:00.589</del>	37.598	40.701	42.290	234.2	9:36:14.621
3		1:52.920	35.376	38.977	38.567	256.5	9:36:24.897	3	2	2:17.266	40.522	52.151	44.593	198.5	9:38:31.887
4		1:52.639	<b>34.867</b>	39.084	38.688	269.3	9:38:17.536	4	2	1:57.122	35.710	39.648	41.764	264.7	9:40:29.009
5		2:01.666	35.603	38.422	47.641	247.7	9:40:19.202	5	2	1:54.073	35.507	38.877	39.689	266.0	9:42:23.082
6		1:54.913	34.878	38.328	41.707	273.4	9:42:14.115	6	2	1:55.045	35.340	39.573	40.132	266.0	9:44:18.127
7		2:02.164 P	36.248	39.740	46.176	260.8	9:44:16.279	7	2	<b>1:53.590</b>	<b>35.336</b>	38.773	<b>39.481</b>	267.3	9:46:11.717
8		3:57.035 P	1:57.823	53.030	1:06.182	204.1	9:48:13.314	8	2	2:44.261 P	38.863	50.039	1:15.359	265.3	9:48:55.978
9		5:43.958	4:18.848	41.422	43.688	193.5	9:53:57.272	9	2	6:02.940	4:42.283	40.099	40.558	198.8	9:54:58.918
10		<b>1:51.318</b>	35.134	<b>38.049</b>	<b>38.135</b>	269.3	9:55:48.590	10	2	1:53.757	35.528	<b>38.671</b>	39.558	264.0	9:56:52.675
11		2:24.008 P	40.792	44.770	58.446	194.2	9:58:12.598	11	2	2:22.765 P	37.444	41.303	1:04.018	209.7	9:59:15.440

52

Xander Przybylak

Porsche 992 GT3 Cup

67

Federico Lamperti

Porsche 992 GT3 Cup

AM

Laurent Vandervelde

Q1-trackracing

AM

Stefano Borghi

GDL Racing

Lap	D	Time	Sector 1	Sector 2	Sector 3	T. Spd	Elapsed	Lap	D	Time	Sector 1	Sector 2	Sector 3	T. Spd	Elapsed
1	1	9:33:38.010	9:31:39.871	1:03.508	54.631	109.3	9:33:38.010	1	2	9:33:06.452	9:31:30.569	48.960	46.923	113.3	9:33:06.452
2	1	2:06.582	40.651	42.438	43.493	198.8	9:35:44.592	2	2	2:04.327	38.395	43.460	42.472	223.6	9:35:10.779
3	1	1:55.080	35.857	39.571	39.652	255.3	9:37:39.672	3	2	<del>4:57.776</del>	36.698	39.443	41.635	270.6	9:37:08.555
4	1	1:53.117	35.398	38.889	38.830	267.9	9:39:32.789	4	2	1:57.569	36.765	40.128	40.676	270.0	9:39:06.124
5	1	1:52.426	35.166	38.492	38.768	268.6	9:41:25.215	5	2	<del>2:06.047</del> P	<b>36.176</b>	<b>39.156</b>	50.715	268.6	9:41:12.171
6	1	1:51.712	34.958	38.195	<b>38.559</b>	267.9	9:43:16.927	6	2	2:53.154	1:32.840	39.661	40.653	210.1	9:44:05.325
7	1	<b>1:51.532</b>	<b>34.886</b>	<b>37.780</b>	38.866	267.9	9:45:08.459	7	2	1:56.146	36.617	39.452	40.077	267.9	9:46:01.471
8	1	2:34.565 P	36.907	49.012	1:08.646	266.6	9:47:43.024	8	2	2:25.575 P	36.274	48.424	1:00.877	260.8	9:48:27.046
9	1	6:08.110	4:48.528	39.312	40.270	201.8	9:53:51.134	9	2	5:36.705	4:12.740	42.024	41.941	189.8	9:54:03.751
10	1	2:01.876 P	35.125	38.248	48.503	267.3	9:55:53.010	10	2	<b>1:55.613</b>	36.619	39.284	<b>39.710</b>	268.6	9:55:59.364
								11	2	2:18.538 P	38.309	42.231	57.998	226.4	9:58:17.902

54

Jan Laurysen

Porsche 992 GT3 Cup

68

Samuele Bosio

Porsche 992 GT3 Cup

PROAM

Q1-trackracing

AM

GDL Racing

Lap	D	Time	Sector 1	Sector 2	Sector 3	T. Spd	Elapsed	Lap	D	Time	Sector 1	Sector 2	Sector 3	T. Spd	Elapsed
1		9:37:32.840	9:35:49.311	57.317	46.212	129.8	9:37:32.840	1		9:33:06.921	9:31:22.497	52.343	52.081	110.7	9:33:06.921
2		1:53.054	35.487	38.648	38.919	252.3	9:39:25.894	2		2:05.516	41.266	43.004	41.246	169.8	9:35:12.437
3		1:52.092	<b>35.090</b>	38.433	38.569	270.6	9:41:17.986	3		2:00.923	36.146	44.331	40.446	243.7	9:37:13.360
4		<b>1:51.871</b>	35.242	38.067	38.562	263.4	9:43:09.857	4		1:56.194	36.189	39.736	40.269	235.8	9:39:09.554
5		1:54.381	35.194	<b>37.874</b>	41.313	265.3	9:45:04.238	5		<b>1:55.163</b>	36.273	<b>39.120</b>	<b>39.770</b>	246.5	9:41:04.717
6		2:05.625 P	35.112	38.921	51.592	267.3	9:47:09.863	6		1:55.777	36.425	39.173	40.179	238.9	9:43:00.494
7		7:00.075	5:35.834	40.869	43.372	201.8	9:54:09.938	7		2:09.852	36.408	42.405	51.039	254.7	9:45:10.346
8		1:51.921	35.116	38.262	<b>38.543</b>	264.0	9:56:01.859	8		2:30.061 P	<b>35.769</b>	39.737	1:14.555	255.3	9:47:40.407
9		2:18.004 P	42.163	41.710	54.131	156.2	9:58:19.863	9		6:32.248	5:06.087	41.534	44.627	202.6	9:54:12.655
								10		1:55.793	36.369	39.400	40.024	257.7	9:56:08.448
								11		2:32.536 P	42.538	49.032	1:00.966	164.8	9:58:40.984

55

Gustavo Condé

Porsche 992 GT3 Cup

68

Samuele Bosio

Porsche 992 GT3 Cup

AM

H. Mello

Q1-trackracing

AM

GDL Racing

Lap	D	Time	Sector 1	Sector 2	Sector 3	T. Spd	Elapsed	Lap	D	Time	Sector 1	Sector 2	Sector 3	T. Spd	Elapsed
1	2	9:33:46.759	9:32:06.512	50.010	50.237	163.6	9:33:46.759								
2	2	2:57.254 P	45.540	57.413	1:14.301	199.6	9:36:44.013								
3	2	5:56.754	4:28.696	45.921	42.137	140.4	9:42:40.767								
4	2	2:03.198	36.101	40.891	46.206	245.4	9:44:43.965								
5	2	2:06.271 P	36.322	38.998	50.951	252.9	9:46:50.236								
6	2	7:01.537	5:40.645	39.765	41.127	197.0	9:53:51.773								
7	2	<b>1:52.668</b>	<b>35.319</b>	<b>38.556</b>	<b>38.793</b>	262.1	9:55:44.441								
8	2	2:20.768 P	41.003	46.931	52.834	199.2	9:58:05.209								





**Autodromo Nazionale Monza**  
**GT Cup Europe**  
**Qualifying - 1 Driver - 1**  
**Lap Analysis**



**69** Alexandre Bochez Ferrari 488 Challenge Evo **77** Indrek Jaaska Porsche 992 GT3 Cup  
 AM Mikaël Bochez Kessel Racing AM EST1 Racing

Lap	D	Time	Sector 1	Sector 2	Sector 3	T. Spd	Elapsed	Lap	D	Time	Sector 1	Sector 2	Sector 3	T. Spd	Elapsed
1	1	9:32:53.761	9:31:17.706	47.955	48.100	102.1	9:32:53.761	1	1	9:33:37.703	9:31:35.609	1:01.512	1:00.582	168.7	9:33:37.703
2	1	2:11.108	37.766	47.005	46.337	223.1	9:35:04.869	2	1	2:09.601	41.523	44.441	43.637	195.6	9:35:47.304
3	1	1:57.871	36.172	40.303	41.396	245.4	9:37:02.740	3	1	2:03.077	39.746	41.627	41.704	185.8	9:37:50.381
4	1	1:56.395	35.472	40.578	40.345	266.6	9:38:59.135	4	1	1:57.651	36.149	40.832	40.670	250.0	9:39:48.032
5	1	1:54.828	35.142	39.802	39.884	266.6	9:40:53.963	5	1	1:55.929	35.777	40.060	40.092	243.2	9:41:43.961
6	1	1:54.514	34.938	39.930	39.646	269.3	9:42:48.477	6	1	1:54.773	35.629	39.206	39.938	246.5	9:43:38.734
7	1	1:53.618	34.908	39.074	39.636	267.9	9:44:42.095	7	1	1:54.515	35.336	39.382	39.797	255.9	9:45:33.249
8	1	2:53.864 P	46.022	57.505	1:10.337	192.1	9:47:35.959	8	1	2:30.467 P	35.185	43.891	1:11.391	268.6	9:48:03.716
9	1	6:46.998	5:20.123	41.250	45.625	203.7	9:54:22.957	9	1	6:08.135	4:48.084	39.777	40.274	202.2	9:54:11.851
10	1	1:53.299	34.842	38.926	39.531	271.3	9:56:16.256	10	1	1:55.507	35.879	39.756	39.872	257.7	9:56:07.358
11	1	2:48.686 P	47.622	56.286	1:04.778	177.9	9:59:04.942	11	1	2:21.424 P	38.516	45.639	57.269	196.0	9:58:28.782

**70** Roberto Bosio Porsche 911 GT3 Cup gen 2 **78** Davide Scannicchio Porsche 992 GT3 Cup  
 AM GDL Racing PROAM Fabio Babini ZRS Motorsport

Lap	D	Time	Sector 1	Sector 2	Sector 3	T. Spd	Elapsed	Lap	D	Time	Sector 1	Sector 2	Sector 3	T. Spd	Elapsed
1	1	9:33:34.978	9:31:34.532	1:00.933	59.513	101.3	9:33:34.978	1	1	9:35:21.216	9:32:43.883	1:53.551	43.782	117.1	9:35:21.216
2	1	2:11.970	42.898	43.008	46.064	177.0	9:35:46.948	2	1	1:56.365	35.906	39.712	40.747	247.1	9:37:17.581
3	1	2:24.685 P	44.137	43.643	56.805	180.9	9:38:11.533	3	1	1:55.631	35.468	40.270	39.893	258.3	9:39:13.212
4	1	4:43.462	3:16.046	42.692	44.724	152.7	9:42:54.995	4	1	1:54.417	35.528	39.270	39.619	262.1	9:41:07.629
5	1	2:03.762	37.568	42.092	44.102	222.2	9:44:58.757	5	1	1:54.047	35.508	39.040	39.499	264.7	9:43:01.676
6	1	2:20.915 P	37.821	42.456	1:00.638	213.0	9:47:19.672	6	1	1:55.070	35.306	40.079	39.685	271.3	9:44:56.746
7	1	6:45.308	5:19.493	41.895	43.920	176.7	9:54:04.980	7	1	2:05.067 P	35.175	38.763	51.129	272.7	9:47:01.813
8	1	2:01.456	37.860	40.966	42.630	224.0	9:56:06.436	8	1	7:03.465	5:38.625	42.683	42.157	195.2	9:54:05.278
9	1	2:30.015 P	42.546	46.157	1:01.312	160.4	9:58:36.451	9	1	1:54.185	35.267	39.511	39.407	270.0	9:55:59.463
10	1	2:15.392 P	37.574	41.804	56.014	257.7	9:58:14.855								


**71** Jim Michaelian Porsche 911 GT3 Cup gen 2 **80** Iván Velasco Ferrari 488 Challenge Evo  
 AM GDL Racing PROAM Jorge Cabezas Mertel Motorsport

Lap	D	Time	Sector 1	Sector 2	Sector 3	T. Spd	Elapsed	Lap	D	Time	Sector 1	Sector 2	Sector 3	T. Spd	Elapsed
1	1	9:33:36.593	9:31:34.995	1:01.419	1:00.179	116.3	9:33:36.593	1	2	9:38:14.154	9:36:49.749	42.697	41.708	163.3	9:38:14.154
2	1	2:14.135	41.918	46.716	45.501	172.8	9:35:50.728	2	2	2:12.362	40.131	47.232	44.999	222.6	9:40:26.516
3	1	2:10.297	40.862	43.773	45.662	179.4	9:38:01.025	3	2	1:51.334	35.198	37.943	38.193	274.1	9:42:17.850
4	1	2:08.558	39.131	43.960	45.467	192.8	9:40:09.583	4	2	1:57.204	35.011	37.700	44.493	274.8	9:44:15.054
5	1	2:07.188	38.866	43.246	45.076	207.6	9:42:16.771	5	2	1:50.156	34.607	37.497	38.052	274.8	9:46:05.210
6	1	2:07.096	39.463	43.259	44.374	229.7	9:44:23.867	6	2	2:28.588 P	35.872	50.978	1:01.738	274.8	9:48:33.798
7	1	2:05.986	38.902	43.054	44.030	206.1	9:46:29.853	7	2	6:16.692	4:58.029	39.664	38.999	194.9	9:54:50.490
8	1	2:53.397 P	48.181	54.649	1:10.567	132.3	9:49:23.250	8	2	1:59.027 P	34.293	37.417	47.317	274.1	9:56:49.517
9	1	5:04.061	3:28.893	47.027	48.141	182.7	9:54:27.311								
10	1	2:06.573	38.005	43.403	45.165	223.1	9:56:33.884								
11	1	2:39.310 P	42.586	47.359	1:09.365	150.0	9:59:13.194								

**73** Axel Vanstraaen Porsche 992 GT3 Cup **81** Luca Ludwig Ferrari 488 Challenge Evo  
 PROAM Remi Vanstraaen Vanstraaen / Orthès Racing PROAM Steven Liquorish Mertel Motorsport

Lap	D	Time	Sector 1	Sector 2	Sector 3	T. Spd	Elapsed	Lap	D	Time	Sector 1	Sector 2	Sector 3	T. Spd	Elapsed
1	2	9:32:51.131	9:31:14.525	49.459	47.147	100.7	9:32:51.131	1	1	9:35:25.188 P	9:33:18.017	57.244	1:09.927	140.2	9:35:25.188
2	2	2:07.710	38.158	46.589	42.963	214.2	9:34:58.841	2	1	9:11.522 P	7:08.927	54.682	1:07.913	134.3	9:44:36.710
3	2	1:55.621	35.909	39.549	40.163	231.7	9:36:54.462	3	1	4:16.793 P	2:07.516	55.335	1:13.942	145.7	9:48:53.503
4	2	1:53.759	35.406	38.881	39.472	268.6	9:38:48.221								
5	2	1:53.359	35.436	38.707	39.216	270.6	9:40:41.580								
6	2	1:52.211	35.171	38.250	38.790	267.3	9:42:33.791								
7	2	1:59.514 P	35.033	38.203	46.278	269.3	9:44:33.305								
8	2	3:55.069 P	2:07.082	48.660	59.327	152.3	9:48:28.374								
9	2	6:07.223	4:36.106	44.905	46.212	153.1	9:54:35.597								
10	2	2:04.931 P	35.163	38.330	51.438	272.0	9:56:40.528								





Autodromo Nazionale Monza

GT Cup Europe

Qualifying - 1 Driver - 1


Best Sectors Results



Autodromo Nazionale Monza 5.793 m.

Sector - 1			Sector - 2			Sector - 3			Ideal Lap vs Best Lap		
Clas	Nº Driver	Time	Nº Driver	Time	Nº Driver	Time	Clas	Nº Driver	Ideal Lap	Best Lap	Clas
1	80 Jorge Cabezas	34.293	80 Jorge Cabezas	37.417	80 Jorge Cabezas	38.052	1	80 Jorge Cabezas	1:49.762	1:50.156	1
2	17 Lorenzo Innocenti	34.660	52 Xander Przybylak	37.780	47 Alex Reimann	38.135	2	47 Alex Reimann	1:51.051	1:51.318	2
3	21 Florin Tincescu	34.832	54 Jan Lauryszen	37.874	54 Jan Lauryszen	38.543	3	52 Xander Przybylak	1:51.225	1:51.532	3
4	69 Alexandre Bochez	34.842	17 Lorenzo Innocenti	37.921	52 Xander Przybylak	38.559	4	54 Jan Lauryszen	1:51.507	1:51.871	5
5	47 Alex Reimann	34.867	47 Alex Reimann	38.049	16 Evgenii Leonov	38.644	5	17 Lorenzo Innocenti	1:51.585	1:53.342	10
6	52 Xander Przybylak	34.886	21 Florin Tincescu	38.054	73 Remi Vanstraten	38.790	6	21 Florin Tincescu	1:51.856	1:51.856	4
7	44 Stefano Zanini	34.925	73 Remi Vanstraten	38.203	55 H. Mello	38.793	7	16 Evgenii Leonov	1:51.998	1:52.218	7
8	11 Fabio Fabiani	34.943	16 Evgenii Leonov	38.382	21 Florin Tincescu	38.970	8	73 Remi Vanstraten	1:52.026	1:52.211	6
9	12 Glauco Solieri	34.949	55 H. Mello	38.556	17 Lorenzo Innocenti	39.004	9	55 H. Mello	1:52.668	1:52.668	8
10	16 Evgenii Leonov	34.972	12 Glauco Solieri	38.615	78 Davide Scannicchio	39.407	10	12 Glauco Solieri	1:53.151	1:54.202	14
11	73 Remi Vanstraten	35.033	57 Nicolas Vandierendonck	38.671	57 Nicolas Vandierendonck	39.481	11	69 Alexandre Bochez	1:53.299	1:53.299	9
12	54 Jan Lauryszen	35.090	78 Davide Scannicchio	38.763	69 Alexandre Bochez	39.531	12	78 Davide Scannicchio	1:53.345	1:54.047	13
13	78 Davide Scannicchio	35.175	69 Alexandre Bochez	38.926	12 Glauco Solieri	39.587	13	57 Nicolas Vandierendonck	1:53.488	1:53.590	11
14	77 Indrek Jaaska	35.185	44 Stefano Zanini	38.937	44 Stefano Zanini	39.692	14	44 Stefano Zanini	1:53.554	1:53.989	12
15	19 Stefano Bozzoni	35.291	68 Samuele Bosio	39.120	67 Stefano Borghi	39.710	15	77 Indrek Jaaska	1:54.188	1:54.515	15
16	55 H. Mello	35.319	67 Stefano Borghi	39.156	68 Samuele Bosio	39.770	16	68 Samuele Bosio	1:54.659	1:55.163	17
17	57 Nicolas Vandierendonck	35.336	77 Indrek Jaaska	39.206	77 Indrek Jaaska	39.797	17	11 Fabio Fabiani	1:54.669	1:55.223	18
18	68 Samuele Bosio	35.769	11 Fabio Fabiani	39.469	19 Stefano Bozzoni	40.095	18	19 Stefano Bozzoni	1:54.888	1:54.995	16
19	67 Stefano Borghi	36.176	19 Stefano Bozzoni	39.502	11 Fabio Fabiani	40.257	19	67 Stefano Borghi	1:55.042	1:55.613	19
20	14 Maurizio Fondi	36.332	14 Maurizio Fondi	40.283	14 Maurizio Fondi	41.098	20	14 Maurizio Fondi	1:57.713	1:57.864	20
21	70 Roberto Bosio	37.568	70 Roberto Bosio	40.966	70 Roberto Bosio	42.630	21	70 Roberto Bosio	2:01.164	2:01.456	21
22	71 Jim Michaelian	38.005	71 Jim Michaelian	43.054	71 Jim Michaelian	44.030	22	71 Jim Michaelian	2:05.089	2:06.573	22
23	81 Luca Ludwig	2:07.516	81 Luca Ludwig	54.682	81 Luca Ludwig	1:07.913	23	81 Luca Ludwig	4:10.111	9:11.522	23





**Autodromo Nazionale Monza**  
**GT Cup Europe**  
**Qualifying - 1 Driver - 1**  
**Best 5 Lap Times**



Cl	N° Entrant/Team	Nat	Driver 1	Nat	Driver 2	Nat	Vehicle	Cat	Cl	Best 1		Best 2		Best 3		Best 4		Best 5	
										Time	Lap	Time	Lap	Time	Lap	Time	Lap	Time	Lap
1	80 Mertel Motorsport	DEU	Iván Velasco	ESP	Jorge Cabezas	ESP	Ferrari 488 Challenge Evo	PROAM	1	1:50.156	5	1:51.334	3	1:57.204	4	1:59.027	8	2:12.362	2
2	47 EST1 Racing	EST	Alex Reimann	EST			Porsche 992 GT3 Cup	PROAM	2	1:51.318	10	1:52.639	4	1:52.920	3	1:54.913	6	1:58.788	2
3	52 Q1-trackracing	BEL	Xander Przybylak	BEL	Laurent Vandervelde	BEL	Porsche 992 GT3 Cup	AM	1	1:51.532	7	1:51.712	6	1:52.426	5	1:53.117	4	1:55.080	3
4	21 Camil Perian / R01 Racing by Varu Nicu	ROU	Camil Perian	ROU	Florin Tincescu	ROU	Porsche 911 GT3 Cup gen 2	AM	2	1:51.856	6	1:53.109	5	1:54.055	7	1:54.431	4	2:13.562	2
5	54 Q1-trackracing	BEL	Jan Laurysen	BEL			Porsche 992 GT3 Cup	PROAM	3	1:51.871	4	1:51.921	8	1:52.092	3	1:53.054	2	1:54.381	5
6	73 Vanstraten / Orthès Racing	FRA	Axel Vanstraten	FRA	Remi Vanstraten	FRA	Porsche 992 GT3 Cup	PROAM	4	1:52.211	6	1:53.359	5	1:53.759	4	1:55.621	3	1:59.514	7
7	16 Volcano Motorsport	ESP	Evgenii Leonov	MDA			Porsche 992 GT3 Cup	PROAM*	5	1:52.218	6	1:52.252	7	1:52.856	4	1:53.669	3	1:57.139	2
8	55 Q1-trackracing	BEL	Gustavo Condé	BRA	H. Mello	BRA	Porsche 992 GT3 Cup	AM	3	1:52.668	7	2:03.198	4	2:20.768	8	2:57.254	2	5:56.754	3
9	69 Kessel Racing	CHE	Alexandre Bochez	CHE	Mikaël Bochez	CHE	Ferrari 488 Challenge Evo	AM	4	1:53.299	10	1:53.618	7	1:54.514	6	1:54.828	5	1:56.395	4
10	17 Rossocorsa Racing	ITA	Lorenzo Innocenti	ITA	Andrea Belicchi	ITA	Ferrari 488 Challenge Evo	PROAM	6	1:53.342	6	1:54.267	4	1:54.954	5	1:59.596	7	2:06.841	3
11	57 Q1-trackracing	BEL	Quentin Antonel	FRA	Nicolas Vandierendonck	BEL	Porsche 992 GT3 Cup	AM*	5	1:53.590	7	1:53.757	10	1:54.073	5	1:55.045	6	1:57.122	4
12	44 Eugenio Pisani / SP Racing	ITA	Eugenio Pisani	ITA	Stefano Zanini	MCO	Porsche 911 GT3 Cup gen 2	PROAM	7	1:53.989	7	1:54.268	11	1:54.594	6	1:55.395	5	1:57.179	4
13	78 ZRS Motorsport	ITA	Davide Scannicchio	ITA	Fabio Babini	ITA	Porsche 992 GT3 Cup	PROAM	8	1:54.047	5	1:54.185	9	1:54.417	4	1:55.070	6	1:55.631	3
14	12 GDL Racing	SMR	Glauco Solieri	ITA			Porsche 992 GT3 Cup	AM	6	1:54.202	7	1:54.761	10	1:54.830	6	1:55.417	5	1:57.835	3
15	77 EST1 Racing	EST	Indrek Jaaska	EST			Porsche 992 GT3 Cup	AM	7	1:54.515	7	1:54.773	6	1:55.507	10	1:55.929	5	1:57.651	4
16	19 Mertel Motorsport	DEU	Stefano Bozzoni	ITA	Fernando Navarrete	ESP	Ferrari 488 Challenge Evo	AM	8	1:54.995	9	1:55.875	6	1:56.607	4	1:58.705	3	1:59.034	5
17	68 GDL Racing	SMR	Samuele Bosio	ITA			Porsche 992 GT3 Cup	AM	9	1:55.163	5	1:55.777	6	1:55.793	10	1:56.194	4	2:00.923	3
18	11 Fabio Fabiani / SP Racing	ITA	Fabio Fabiani	ITA	Stefano Zerbi	ITA	Porsche 911 GT3 Cup gen 2	AM	10	1:55.223	10	1:55.499	6	1:56.042	5	1:58.333	7	1:58.823	3
19	67 GDL Racing	SMR	Federico Lamperti	ITA	Stefano Borghi	ITA	Porsche 992 GT3 Cup	AM	11	1:55.613	10	1:56.146	7	1:57.569	4	2:04.327	2	2:18.538	11
20	14 Ghinzani Arco Motorsport	ITA	Maurizio Fondi	ITA	Laura Van den Hengel	NLD	Porsche 992 GT3 Cup	AM	12	1:57.864	7	1:58.027	10	1:58.762	5	1:59.405	4	2:03.375	3
21	70 GDL Racing	SMR	Roberto Bosio	ITA			Porsche 911 GT3 Cup gen 2	AM	13	2:01.456	8	2:03.762	5	2:11.970	2	2:30.015	9	4:43.462	4
22	71 GDL Racing	SMR	Jim Michaelian	USA			Porsche 911 GT3 Cup gen 2	AM	14	2:06.573	10	2:07.096	6	2:07.188	5	2:08.558	4	2:10.297	3
23	81 Mertel Motorsport	DEU	Luca Ludwig	DEU	Steven Liquorish	GBR	Ferrari 488 Challenge Evo	PROAM	9	9:11.522	2								








**Autodromo Nazionale Monza**  
**GT Cup Europe**  
**Qualifying - 1 Driver - 1**  
**Best 5 Top Speeds**



Autodromo Nazionale Monza 5.793 m.

Cl	N° Entrant/Team	Nat	Driver 1	Nat	Driver 2	Nat	Vehicle	Cat	Cl	Top 1		Top 2		Top 3		Top 4		Top 5		Avg
										Km/h	Lap	Km/h	Lap	Km/h	Lap	Km/h	Lap	Km/h	Lap	
1	17 Rossocorsa Racing	ITA	<b>Lorenzo Innocenti</b>	ITA	Andrea Belicchi	ITA	Ferrari 488 Challenge Evo	PROAM	1	277.6	7	276.2	6	274.8	8	270.6	10	267.9	4	273.4
2	21 Camil Perian / R01 Racing by Varu Nicu	ROU	Camil Perian	ROU	<b>Florin Tincescu</b>	ROU	Porsche 911 GT3 Cup gen 2	AM	1	276.9	5	276.9	7	276.2	4	274.1	6	273.4	8	275.5
3	11 Fabio Fabiani / SP Racing	ITA	<b>Fabio Fabiani</b>	ITA	Stefano Zerbi	ITA	Porsche 911 GT3 Cup gen 2	AM	2	276.2	6	275.5	7	267.9	4	267.9	5	267.3	8	271.0
4	16 Volcano Motorsport	ESP	Evgenii Leonov	MDA			Porsche 992 GT3 Cup	PROAM*	2	276.2	8	274.1	7	273.4	5	272.0	10	270.6	3	273.2
5	80 Mertel Motorsport	DEU	Iván Velasco	ESP	<b>Jorge Cabezas</b>	ESP	Ferrari 488 Challenge Evo	PROAM	3	274.8	4	274.8	5	274.8	6	274.1	3	274.1	8	274.5
6	47 EST1 Racing	EST	Alex Reimann	EST			Porsche 992 GT3 Cup	PROAM	4	273.4	6	269.3	4	269.3	10	260.8	7	256.5	3	265.8
7	78 ZRS Motorsport	ITA	<b>Davide Scannicchio</b>	ITA	Fabio Babini	ITA	Porsche 992 GT3 Cup	PROAM	5	272.7	7	271.3	6	270.0	9	264.7	5	262.1	4	268.1
8	73 Vanstraaen / Orthès Racing	FRA	Axel Vanstraaen	FRA	<b>Remi Vanstraaen</b>	FRA	Porsche 992 GT3 Cup	PROAM	6	272.0	10	270.6	5	269.3	7	268.6	4	267.3	6	269.6
9	69 Kessel Racing	CHE	<b>Alexandre Bochez</b>	CHE	Mikaël Bochez	CHE	Ferrari 488 Challenge Evo	AM	3	271.3	10	269.3	6	267.9	7	266.6	4	266.6	5	268.4
10	54 Q1-trackracing	BEL	Jan Laurysse	BEL			Porsche 992 GT3 Cup	PROAM	7	270.6	3	267.3	6	265.3	5	264.0	8	263.4	4	266.1
11	67 GDL Racing	SMR	Federico Lamperti	ITA	<b>Stefano Borghi</b>	ITA	Porsche 992 GT3 Cup	AM	4	270.6	3	270.0	4	268.6	5	268.6	10	267.9	7	269.1
12	12 GDL Racing	SMR	Glaucio Solieri	ITA			Porsche 992 GT3 Cup	AM	5	268.6	8	260.2	7	255.3	10	248.2	6	235.8	5	253.6
13	52 Q1-trackracing	BEL	<b>Xander Przybylak</b>	BEL	Laurent Vandervelede	BEL	Porsche 992 GT3 Cup	AM	6	268.6	5	267.9	4	267.9	6	267.9	7	267.3	10	267.9
14	77 EST1 Racing	EST	Indrek Jaaska	EST			Porsche 992 GT3 Cup	AM	7	268.6	8	257.7	10	255.9	7	250.0	4	246.5	6	255.7
15	57 Q1-trackracing	BEL	Quentin Antonel	FRA	<b>Nicolas Vandierendonck</b>	BEL	Porsche 992 GT3 Cup	AM*	8	267.3	7	266.0	5	266.0	6	265.3	8	264.7	4	265.8
16	14 Ghinzani Arco Motorsport	ITA	<b>Maurizio Fondi</b>	ITA	Laura Van den Hengel	NLD	Porsche 992 GT3 Cup	AM	9	262.1	10	260.8	6	260.8	8	258.3	7	255.9	5	259.6
17	55 Q1-trackracing	BRA	Gustavo Condé	BRA	<b>H. Mello</b>	BRA	Porsche 992 GT3 Cup	AM	10	262.1	7	252.9	5	245.4	4	199.6	2	199.2	8	231.8
18	68 GDL Racing	SMR	Samuele Bosio	ITA			Porsche 992 GT3 Cup	AM	11	257.7	10	255.3	8	254.7	7	246.5	5	243.7	3	251.6
19	44 Eugenio Pisani / SP Racing	ITA	Eugenio Pisani	ITA	<b>Stefano Zanini</b>	MON	Porsche 911 GT3 Cup gen 2	PROAM	8	256.5	8	254.7	3	254.1	5	251.1	11	248.2	4	252.9
20	19 Mertel Motorsport	DEU	<b>Stefano Bozzoni</b>	ITA	Fernando Navarrete	ESP	Ferrari 488 Challenge Evo	AM	12	238.9	9	235.8	6	226.4	4	221.7	10	219.0	5	228.3
21	71 GDL Racing	SMR	Jim Michaelian	USA			Porsche 911 GT3 Cup gen 2	AM	13	229.7	6	223.1	10	207.6	5	206.1	7	192.8	4	211.9
22	70 GDL Racing	SMR	Roberto Bosio	ITA			Porsche 911 GT3 Cup gen 2	AM	14	224.0	8	222.2	5	213.0	6	180.9	3	177.0	2	203.4
23	81 Mertel Motorsport	DEU	<b>Luca Ludwig</b>	GBR	Steven Liquorish	GBR	Ferrari 488 Challenge Evo	PROAM	9	145.7	3	140.2	1	134.3	2					140.1





# Autodromo Nazionale Monza

## GT Cup Europe

### Qualifying - 1 Driver - 1

#### Fastest Laps Sequence



Lap	Time of Day	Session Time	Nº Entrant/Team	Nat	Driver 1	Nat	Driver 2	Nat	Vehicle	Cat	Time	Km/h
2	9:34:27.993	4:27.993	16 Volcano Motorsport		Evgenii Leonov				Porsche 992 GT3 Cup	PROAM*	1:57.139	178.0
3	9:36:21.662	6:21.662	16 Volcano Motorsport		Evgenii Leonov				Porsche 992 GT3 Cup	PROAM*	1:53.669	183.4
3	9:36:24.897	6:24.897	47 EST1 Racing		Alex Reimann				Porsche 992 GT3 Cup	PROAM	1:52.920	184.6
4	9:38:14.518	8:14.518	16 Volcano Motorsport		Evgenii Leonov				Porsche 992 GT3 Cup	PROAM*	1:52.856	184.7
4	9:38:17.536	8:17.536	47 EST1 Racing		Alex Reimann				Porsche 992 GT3 Cup	PROAM	1:52.639	185.1
3	9:41:17.986	11:17.986	54 Q1-trackracing		Jan Laurysen				Porsche 992 GT3 Cup	PROAM	1:52.092	186.0
3	9:42:17.850	12:17.850	80 Mertel Motorsport		Iván Velasco		Jorge Cabezas		Ferrari 488 Challenge Evo	PROAM	1:51.334	187.3
5	9:46:05.210	16:05.210	80 Mertel Motorsport		Iván Velasco		Jorge Cabezas		Ferrari 488 Challenge Evo	PROAM	1:50.156	189.3







# Autodromo Nazionale Monza

## GT Cup Europe

### Qualifying - 1 Driver - 1

#### Event Best Maximum Speed

Autodromo Nazionale Monza 5.793 m.



N°	Entrant/Team	Nat	Driver 1	Nat	Driver 2	Nat	Vehicle	Cat	Km/h	Session
17	Rossocorsa Racing	ITA	Lorenzo Innocenti	ITA	Andrea Belicchi	ITA	Ferrari 488 Challenge Evo	PROAM	277.6	Qualifying - 1 Driver - 1
21	Camil Perian / R01 Racing by Varu Nicu	ROU	Camil Perian	ROU	Florin Tincescu	ROU	Porsche 911 GT3 Cup gen 2	AM	276.9	Qualifying - 1 Driver - 1
11	Fabio Fabiani / SP Racing	ITA	Fabio Fabiani	ITA	Stefano Zerbi	ITA	Porsche 911 GT3 Cup gen 2	AM	276.2	Qualifying - 1 Driver - 1
16	Volcano Motorsport	ESP	Evgenii Leonov	IND			Porsche 992 GT3 Cup	PROAM*	276.2	Qualifying - 1 Driver - 1
80	Mertel Motorsport	DEU	Iván Velasco	ESP	Jorge Cabezas	ESP	Ferrari 488 Challenge Evo	PROAM	274.8	Qualifying - 1 Driver - 1
47	EST1 Racing	EST	Alex Reimann	EST			Porsche 992 GT3 Cup	PROAM	273.4	Qualifying - 1 Driver - 1
78	ZRS Motorsport	ITA	Davide Scannicchio	ITA	Fabio Babini	ITA	Porsche 992 GT3 Cup	PROAM	272.7	Qualifying - 1 Driver - 1
73	Vanstraten / Orthès Racing	FRA	Axel Vanstraten	FRA	Remi Vanstraten	FRA	Porsche 992 GT3 Cup	PROAM	272.0	Qualifying - 1 Driver - 1
69	Kessel Racing	CHE	Alexandre Bochez	CHE	Mikaël Bochez	CHE	Ferrari 488 Challenge Evo	AM	271.3	Qualifying - 1 Driver - 1
67	GDL Racing	SMR	Federico Lamperti	ITA	Stefano Borghi	ITA	Porsche 992 GT3 Cup	AM	270.6	Qualifying - 1 Driver - 1
54	Q1-trackracing	BEL	Jan Laurysse	BEL			Porsche 992 GT3 Cup	PROAM	270.6	Qualifying - 1 Driver - 1
52	Q1-trackracing	BEL	Xander Przybylak	BEL	Laurent Vandervelde	BEL	Porsche 992 GT3 Cup	AM	268.6	Qualifying - 1 Driver - 1
12	GDL Racing	SMR	Glauco Solieri	ITA			Porsche 992 GT3 Cup	AM	268.6	Qualifying - 1 Driver - 1
77	EST1 Racing	EST	Indrek Jaaska	EST			Porsche 992 GT3 Cup	AM	268.6	Qualifying - 1 Driver - 1
57	Q1-trackracing	BEL	Quentin Antonel	FRA	Nicolas Vandierendonck	BEL	Porsche 992 GT3 Cup	AM*	267.3	Qualifying - 1 Driver - 1
14	Ghinzani Arco Motorsport	ITA	Maurizio Fondi	ITA	Laura Van den Hengel	NLD	Porsche 992 GT3 Cup	AM	264.0	Free Practice - 2
55	Q1-trackracing	BEL	Gustavo Condé	BRA	H. Mello	BRA	Porsche 992 GT3 Cup	AM	262.1	Qualifying - 1 Driver - 1
68	GDL Racing	SMR	Samuele Bosio	ITA			Porsche 992 GT3 Cup	AM	257.7	Qualifying - 1 Driver - 1
44	Eugenio Pisani / SP Racing	ITA	Eugenio Pisani	ITA	Stefano Zanini	MCO	Porsche 911 GT3 Cup gen 2	PROAM	256.5	Qualifying - 1 Driver - 1
19	Mertel Motorsport	DEU	Stefano Bozzoni	ITA	Fernando Navarrete	ESP	Ferrari 488 Challenge Evo	AM	238.9	Qualifying - 1 Driver - 1
81	Mertel Motorsport	DEU	Luca Ludwig	DEU	Steven Liquorish	GBR	Ferrari 488 Challenge Evo	PROAM	238.4	Free Practice - 2
71	GDL Racing	SMR	Jim Michaelian	USA			Porsche 911 GT3 Cup gen 2	AM	234.7	Free Practice - 2
70	GDL Racing	SMR	Roberto Bosio	ITA			Porsche 911 GT3 Cup gen 2	AM	224.0	Qualifying - 1 Driver - 1





**Autodromo Nazionale Monza**  
**GT Cup Europe**  
**Qualifying - 1 Driver - 1**  
**Pit Stop Analysis**



**11** Fabio Fabiani Porsche 911 GT3 Cup gen 2  
 AM Stefano Zerbi Fabio Fabiani / SP Racing

N°	In Day Time	In Time	Out Time	Pit Time	T. Pit Time	Handicap	Diff.
1	9:47:16.346	9:47:16.346	9:52:11.408	4:55.062	4:55.062		

**12** Glauco Solieri Porsche 992 GT3 Cup  
 AM GDL Racing

N°	In Day Time	In Time	Out Time	Pit Time	T. Pit Time	Handicap	Diff.
1	9:47:17.898	9:47:17.898	9:52:04.257	4:46.359	4:46.359		

**14** Maurizio Fondi Porsche 992 GT3 Cup  
 AM Laura Van den Hengel Ghinzani Arco Motorsport

N°	In Day Time	In Time	Out Time	Pit Time	T. Pit Time	Handicap	Diff.
1	9:48:51.803	9:48:51.803	9:52:21.420	3:29.617	3:29.617		

**16** Evgenii Leonov Porsche 992 GT3 Cup  
 PROAM\* Volcano Motorsport

N°	In Day Time	In Time	Out Time	Pit Time	T. Pit Time	Handicap	Diff.
1	9:46:25.614	9:46:25.614	9:53:10.173	6:44.559	6:44.559		

**17** Lorenzo Innocenti Ferrari 488 Challenge Evo  
 PROAM Andrea Belicchi Rossocorsa Racing

N°	In Day Time	In Time	Out Time	Pit Time	T. Pit Time	Handicap	Diff.
1	9:46:52.480	9:46:52.480	9:51:50.253	4:57.773	4:57.773		

**19** Stefano Bozzoni Ferrari 488 Challenge Evo  
 AM Fernando Navarrete Mertel Motorsport

N°	In Day Time	In Time	Out Time	Pit Time	T. Pit Time	Handicap	Diff.
1	9:45:10.393	9:45:10.393	9:52:19.695	7:09.302	7:09.302		

**44** Eugenio Pisani Porsche 911 GT3 Cup gen 2  
 PROAM Stefano Zanini Eugenio Pisani / SP Racing

N°	In Day Time	In Time	Out Time	Pit Time	T. Pit Time	Handicap	Diff.
1	9:49:18.945	9:49:18.945	9:52:16.103	2:57.158	2:57.158		

**47** Alex Reimann Porsche 992 GT3 Cup  
 PROAM EST1 Racing

N°	In Day Time	In Time	Out Time	Pit Time	T. Pit Time	Handicap	Diff.
1	9:44:10.990	9:44:10.990	9:45:38.634	1:27.644	1:27.644		
2	9:48:07.602	9:48:07.602	9:51:55.213	3:47.611	5:15.255		

**52** Xander Przybylak Porsche 992 GT3 Cup  
 AM Laurent Vandervelde Q1-trackracing

N°	In Day Time	In Time	Out Time	Pit Time	T. Pit Time	Handicap	Diff.
1	9:47:34.911	9:47:34.911	9:51:54.006	4:19.095	4:19.095		

**54** Jan Laurysen Porsche 992 GT3 Cup  
 PROAM Q1-trackracing

N°	In Day Time	In Time	Out Time	Pit Time	T. Pit Time	Handicap	Diff.
1	9:47:04.741	9:47:04.741	9:52:09.535	5:04.794	5:04.794		

**55** Gustavo Condé Porsche 992 GT3 Cup  
 AM H. Mello Q1-trackracing

N°	In Day Time	In Time	Out Time	Pit Time	T. Pit Time	Handicap	Diff.
1	9:36:36.912	9:36:36.912	9:40:25.687	3:48.775	3:48.775		
2	9:46:42.589	9:46:42.589	9:51:52.945	5:10.356	8:59.131		

**57** Quentin Antonel Porsche 992 GT3 Cup  
 AM\* Nicolas Vandierendonck Q1-trackracing

N°	In Day Time	In Time	Out Time	Pit Time	T. Pit Time	Handicap	Diff.
1	9:48:50.110	9:48:50.110	9:53:01.363	4:11.253	4:11.253		

**67** Federico Lamperti Porsche 992 GT3 Cup  
 AM Stefano Borghi GDL Racing

N°	In Day Time	In Time	Out Time	Pit Time	T. Pit Time	Handicap	Diff.
1	9:41:06.659	9:41:06.659	9:42:08.613	1:01.954	1:01.954		
2	9:48:21.392	9:48:21.392	9:52:00.683	3:39.291	4:41.245		

**68** Samuele Bosio Porsche 992 GT3 Cup  
 AM GDL Racing

N°	In Day Time	In Time	Out Time	Pit Time	T. Pit Time	Handicap	Diff.
1	9:47:32.894	9:47:32.894	9:52:08.627	4:35.733	4:35.733		

**69** Alexandre Bochez Ferrari 488 Challenge Evo  
 AM Mikaël Bochez Kessel Racing

N°	In Day Time	In Time	Out Time	Pit Time	T. Pit Time	Handicap	Diff.
1	9:47:30.471	9:47:30.471	9:52:18.778	4:48.307	4:48.307		

**70** Roberto Bosio Porsche 911 GT3 Cup gen 2  
 AM GDL Racing

N°	In Day Time	In Time	Out Time	Pit Time	T. Pit Time	Handicap	Diff.
1	9:38:06.085	9:38:06.085	9:40:44.698	2:38.613	2:38.613		
2	9:47:12.704	9:47:12.704	9:51:58.315	4:45.611	7:24.224		

**71** Jim Michaelian Porsche 911 GT3 Cup gen 2  
 AM GDL Racing

N°	In Day Time	In Time	Out Time	Pit Time	T. Pit Time	Handicap	Diff.
1	9:49:17.341	9:49:17.341	9:52:12.726	2:55.385	2:55.385		

**73** Axel Vanstraaen Porsche 992 GT3 Cup  
 PROAM Remi Vanstraaen Vanstraaen / Orthès Racing

N°	In Day Time	In Time	Out Time	Pit Time	T. Pit Time	Handicap	Diff.
1	9:44:27.853	9:44:27.853	9:46:01.108	1:33.255	1:33.255		
2	9:48:22.716	9:48:22.716	9:52:25.876	4:03.160	5:36.415		

**77** Indrek Jaaska Porsche 992 GT3 Cup  
 AM EST1 Racing

N°	In Day Time	In Time	Out Time	Pit Time	T. Pit Time	Handicap	Diff.
1	9:47:56.692	9:47:56.692	9:52:14.167	4:17.475	4:17.475		

**78** Davide Scannicchio Porsche 992 GT3 Cup  
 PROAM Fabio Babini ZRS Motorsport

N°	In Day Time	In Time	Out Time	Pit Time	T. Pit Time	Handicap	Diff.
1	9:46:55.942	9:46:55.942	9:52:02.271	5:06.329	5:06.329		


**80** Iván Velasco Ferrari 488 Challenge Evo  
 PROAM Jorge Cabezas Mertel Motorsport

N°	In Day Time	In Time	Out Time	Pit Time	T. Pit Time	Handicap	Diff.
1	9:48:28.385	9:48:28.385	9:52:53.978	4:25.593	4:25.593		

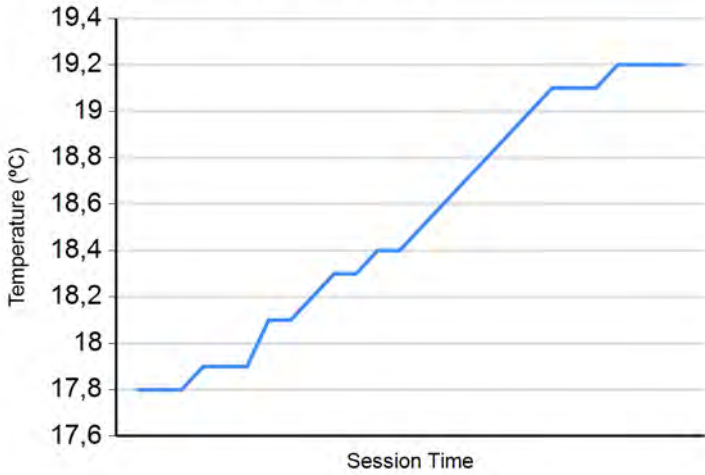
**81** Luca Ludwig Ferrari 488 Challenge Evo  
 PROAM Steven Liquorish Mertel Motorsport

N°	In Day Time	In Time	Out Time	Pit Time	T. Pit Time	Handicap	Diff.
1	9:35:19.487	9:35:19.487	9:41:41.999	6:22.512	6:22.512		
2	9:44:31.243	9:44:31.243	9:45:57.291	1:26.048	7:48.560		

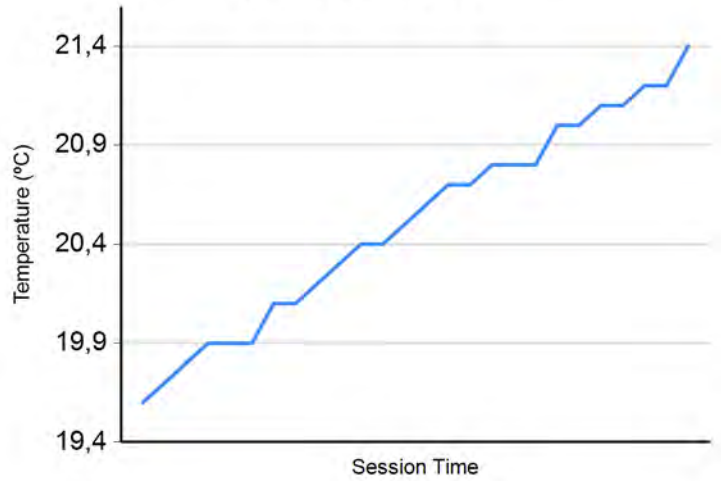




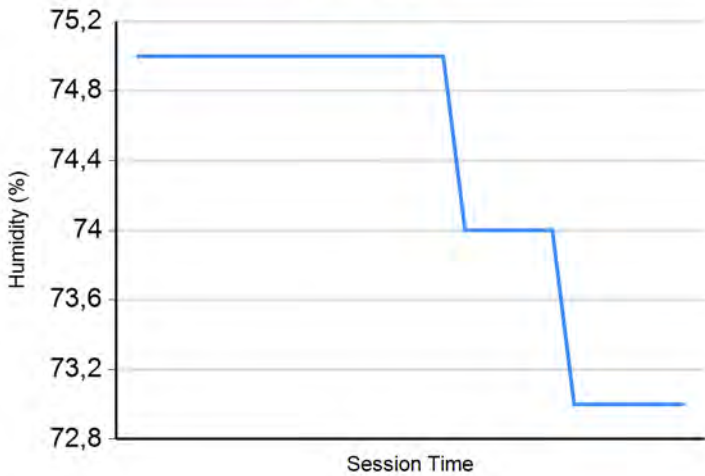
**Air Temperature**



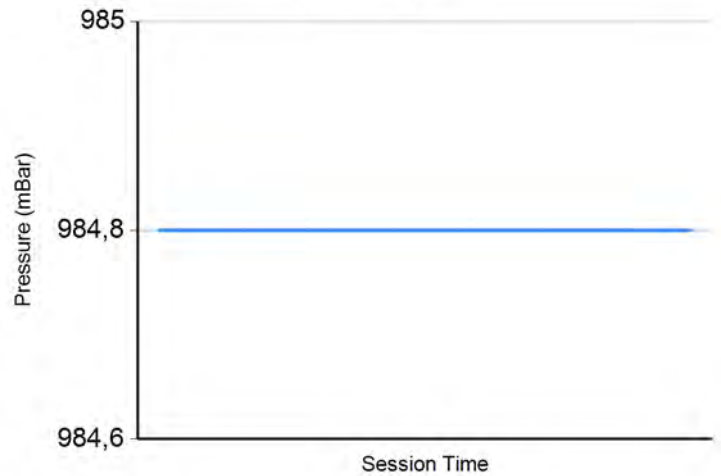
**Track Temperature**




**Humidity**



**Pressure**





# Autodromo Nazionale Monza

## GT Cup Europe

### Qualifying - 1 Driver - 1

#### Final Results



Cls	N°	Entrant/Team	Nat	Driver 1	Nat	Driver 2	Nat	Vehicle	Cat	Cls	Laps	Best	Time	Gap	Interval	Km/h
1	80	Mertel Motorsport	DEU	Iván Velasco	ESP	Jorge Cabezas	ESP	Ferrari 488 Challenge Evo	PROAM	1	8	5	1:50.156			189.3
2	47	EST1 Racing	EST	Alex Reimann	EST			Porsche 992 GT3 Cup	PROAM	2	11	10	1:51.318	1.162	1.162	187.3
3	52	Q1-trackracing	BEL	Xander Przybylak	BEL	Laurent Vandervelde	BEL	Porsche 992 GT3 Cup	AM	1	10	7	1:51.532	1.376	0.214	186.9
4	21	Camil Perian / R01 Racing by Varu Nicu	ROU	Camil Perian	ROU	Florin Tincescu	ROU	Porsche 911 GT3 Cup gen 2	AM	2	8	6	1:51.856	1.700	0.324	186.4
5	54	Q1-trackracing	BEL	Jan Laurysen	BEL			Porsche 992 GT3 Cup	PROAM	3	9	4	1:51.871	1.715	0.015	186.4
6	73	Vanstraaen / Orthès Racing	FRA	Axel Vanstraaen	FRA	Remi Vanstraaen	FRA	Porsche 992 GT3 Cup	PROAM	4	10	6	1:52.211	2.055	0.340	185.8
7	16	Volcano Motorsport	ESP	Evgenii Leonov	IND			Porsche 992 GT3 Cup	PROAM*	5	10	6	1:52.218	2.062	0.007	185.8
8	55	Q1-trackracing	BEL	Gustavo Condé	BRA	H. Mello	BRA	Porsche 992 GT3 Cup	AM	3	8	7	1:52.668	2.512	0.450	185.0
9	69	Kessel Racing	CHE	Alexandre Bochez	CHE	Mikaël Bochez	CHE	Ferrari 488 Challenge Evo	AM	4	11	10	1:53.299	3.143	0.631	184.0
10	17	Rossocorsa Racing	ITA	Lorenzo Innocenti	ITA	Andrea Belicchi	ITA	Ferrari 488 Challenge Evo	PROAM	6	11	6	1:53.342	3.186	0.043	183.9
11	57	Q1-trackracing	BEL	Quentin Antonel	FRA	Nicolas Vandierendonck	BEL	Porsche 992 GT3 Cup	AM*	5	11	7	1:53.590	3.434	0.248	183.5
12	44	Eugenio Pisani / SP Racing	ITA	Eugenio Pisani	ITA	Stefano Zanini	MCO	Porsche 911 GT3 Cup gen 2	PROAM	7	12	7	1:53.989	3.833	0.399	182.9
13	78	ZRS Motorsport	ITA	Daide Scannicchio	ITA	Fabio Babini	ITA	Porsche 992 GT3 Cup	PROAM	8	10	5	1:54.047	3.891	0.058	182.8
14	12	GDL Racing	SMR	Glauco Solieri	ITA			Porsche 992 GT3 Cup	AM	6	11	7	1:54.202	4.046	0.155	182.6
15	77	EST1 Racing	EST	Indrek Jaaska	EST			Porsche 992 GT3 Cup	AM	7	11	7	1:54.515	4.359	0.313	182.1
16	19	Mertel Motorsport	DEU	Stefano Bozzoni	ITA	Fernando Navarrete	ESP	Ferrari 488 Challenge Evo	AM	8	10	9	1:54.995	4.839	0.480	181.3
17	68	GDL Racing	SMR	Samuele Bosio	ITA			Porsche 992 GT3 Cup	AM	9	11	5	1:55.163	5.007	0.168	181.0
18	11	Fabio Fabiani / SP Racing	ITA	Fabio Fabiani	ITA	Stefano Zerbi	ITA	Porsche 911 GT3 Cup gen 2	AM	10	11	10	1:55.223	5.067	0.060	180.9
19	67	GDL Racing	SMR	Federico Lamperti	ITA	Stefano Borghi	ITA	Porsche 992 GT3 Cup	AM	11	11	10	1:55.613	5.457	0.390	180.3
20	14	Ghinzani Arco Motorsport	ITA	Maurizio Fondi	ITA	Laura Van den Hengel	NLD	Porsche 992 GT3 Cup	AM	12	11	7	1:57.864	7.708	2.251	176.9
21	70	GDL Racing	SMR	Roberto Bosio	ITA			Porsche 911 GT3 Cup gen 2	AM	13	9	8	2:01.456	11.300	3.592	171.7
22	71	GDL Racing	SMR	Jim Michaelian	USA			Porsche 911 GT3 Cup gen 2	AM	14	11	10	2:06.573	16.417	5.117	164.7
23	81	Mertel Motorsport	DEU	Luca Ludwig	GBR	Steven Liquorish	GBR	Ferrari 488 Challenge Evo	PROAM	9	3	2	9:11.522	7:21.366	7:04.949	37.8

#### \* PENALTIES

CAR 57 TIME 2:00.589 DELETED CUTTING T 4-5

CAR 67 TIME 1:57.776 DELETED CUTTING T1-2

CAR 21 TIME 1:55.671 DELETED CUTTING T 1-2

CAR 70 TIME 2:24.585 DELETED CUTTING T1-2

CAR 67 TIME 2:06.047 DELETED CUTTING T 4-5

CAR 17 TIME 1:51.661 DELETED CUTTING T 4-5

CAR #47 2nd DRIVING CONDUCT REPRIMAND OF THE SEASON STEWARDS DECISION NUMBER 4

CAR #54 1st DRIVING CONDUCT REPRIMAND OF THE SEASON STEWARDS DECISION NUMBER 5

CAR #77 1st DRIVING CONDUCT REPRIMAND OF THE SEASON STEWARDS DECISION NUMBER 6

Published at:.....

Track Temp: 21.4 °C Air Temp: 19.2 °C Humidity: 73 % Track Status: WET

Stewards:

Timekeeper:

Luis Garcia

JOB-1605-ESP/M

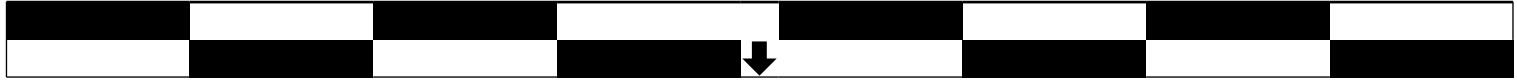




**Autodromo Nazionale Monza**  
**GT Cup Europe**  
**Race - 1**  
**Starting Grid**



23	81	Mertel Motorsport <b>Luca Ludwig</b>	9:11.522	.12.			
21	70	GDL Racing <b>Roberto Bosio</b>	2:01.456	.11.	2:06.573	GDL Racing <b>Jim Michaelian</b>	71 22
19	67	GDL Racing <b>Stefano Borghi</b>	1:55.613	.10.	1:57.864	Ghinzani Arco Motorsport <b>Maurizio Fondi</b>	14 20
17	11	Fabio Fabiani / SP Racing <b>Fabio Fabiani</b>	1:55.223	.9.	1:54.995	Mertel Motorsport <b>Stefano Bozzoni</b>	19 18
15	77	EST1 Racing <b>Indrek Jaaska</b>	1:54.515	.8.	1:55.163	GDL Racing <b>Samuele Bosio</b>	68 16
13	78	ZRS Motorsport <b>Davide Scannicchio</b>	1:54.047	.7.	1:54.202	GDL Racing <b>Glauco Solieri</b>	12 14
11	57	Q1-trackracing <b>Nicolas Vandierendonck</b>	1:53.590	.6.	1:53.989	Eugenio Pisani / SP Racing <b>Stefano Zanini</b>	44 12
9	69	Kessel Racing <b>Alexandre Bochez</b>	1:53.299	.5.	1:53.342	Rossocorsa Racing <b>Lorenzo Innocenti</b>	17 10
7	16	Volcano Motorsport <b>Evaenii Leonov</b>	1:52.218	.4.	1:52.668	Q1-trackracing <b>H. Mello</b>	55 8
5	54	Q1-trackracing <b>Jan Laurvssen</b>	1:51.871	.3.	1:52.211	Vanstraaen / Orthès Racing <b>Remi Vanstraaen</b>	73 6
3	52	Q1-trackracing <b>Xander Przvblak</b>	1:51.532	.2.	1:51.856	Camil Perian / R01 Racing by Varu Nicu <b>Florin Tincescu</b>	21 4
1	80	Mertel Motorsport <b>Jorge Cabezas</b>	1:50.156	.1.	1:51.318	EST1 Racing <b>Alex Reimann</b>	47 2



**Pole**

**\* PENALTIES**

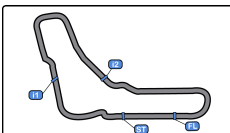
CAR #19 DROP 2 GRID POSITIONS STEWARDS' DECISION NUMBER 3

Published at:.....

<b>Stewards:</b>	<b>Timekeeper:</b>  Luis Garcia JOB-1605-ESP/M
------------------	---







# Autodromo Nazionale Monza

## GT Cup Europe

### Race - 1

#### Provisional Results



Autodromo Nazionale Monza 5.793 m.

Cls	N°	Entrant/Team	Nat	Driver 1	Nat	Driver 2	Nat	Vehicle	Cat	Cl	Laps	Total Time	Gap	Interval	Km/h	Best	Time	Km/h
1	54	Q1-trackracing	BEL	Jan Lauryssen	BEL			Porsche 992 GT3 Cup	PROAM	1	18	51:15.210			122.0	15	2:04.087	168.0
2	52	Q1-trackracing	BEL	<b>Xander Przybylak</b>	BEL	Laurent Vandervelde	BEL	Porsche 992 GT3 Cup	AM	1	18	51:16.167	0.957	0.957	122.0	9	2:06.305	165.1
3	47	EST1 Racing	EST	Alex Reimann	EST			Porsche 992 GT3 Cup	PROAM	2	18	51:16.451	1.241	0.284	122.0	13	2:04.534	167.4
4	80	Mertel Motorsport	DEU	Iván Velasco	ESP	<b>Jorge Cabezas</b>	ESP	Ferrari 488 Challenge Evo	PROAM	3	18	51:16.720	1.510	0.269	122.0	15	2:05.096	166.7
5	17	Rossocorsa Racing	ITA	<b>Lorenzo Innocenti</b>	ITA	Andrea Belicchi	ITA	Ferrari 488 Challenge Evo	PROAM	4	18	51:16.998	1.788	0.278	121.9	13	2:04.952	166.9
6	57	Q1-trackracing	BEL	Quentin Antonel	FRA	<b>Nicolas Vandierendonck</b>	BEL	Porsche 992 GT3 Cup	AM*	2	18	51:17.097	1.887	0.099	121.9	15	2:06.083	165.4
7	19	Mertel Motorsport	DEU	<b>Stefano Bozzoni</b>	ITA	Fernando Navarrete	ESP	Ferrari 488 Challenge Evo	AM	3	18	51:17.825	2.615	0.728	121.9	10	2:06.185	165.2
8	78	ZRS Motorsport	ITA	<b>Davide Scannicchio</b>	ITA	Fabio Babini	ITA	Porsche 992 GT3 Cup	PROAM	5	18	51:18.052	2.842	0.227	121.9	14	2:06.228	165.2
9	12	GDL Racing	SMR	Glauco Solieri	ITA			Porsche 992 GT3 Cup	AM	4	18	51:23.945	8.735	5.893	121.7	15	2:08.959	161.7
10	77	EST1 Racing	EST	Indrek Jaaska	EST			Porsche 992 GT3 Cup	AM	5	18	51:24.739	9.529	0.794	121.6	12	2:08.562	162.2
11	21	Camil Perian / R01 Racing by Varu Nicu	ROU	Camil Perian	ROU	<b>Florin Tincescu</b>	ROU	Porsche 911 GT3 Cup gen 2	AM	6	18	51:25.760	10.550	1.021	121.6	9	2:11.888	158.1
12	81 *	Mertel Motorsport	DEU	<b>Luca Ludwig</b>	DEU	Steven Liquorish	GBR	Ferrari 488 Challenge Evo	PROAM	6	18	51:26.333	11.123	0.573	121.6	9	2:06.583	164.7
13	68	GDL Racing	SMR	Samuele Bosio	ITA			Porsche 992 GT3 Cup	AM	7	18	51:29.079	13.869	2.746	121.5	14	2:10.030	160.3
14	14	Ghinzani Arco Motorsport	ITA	<b>Maurizio Fondi</b>	ITA	Laura Van den Hengel	NLD	Porsche 992 GT3 Cup	AM	8	18	51:30.541	15.331	1.462	121.4	13	2:09.946	160.4
15	67	GDL Racing	SMR	Federico Lamperti	ITA	<b>Stefano Borghi</b>	ITA	Porsche 992 GT3 Cup	AM	9	18	51:31.297	16.087	0.756	121.4	14	2:12.895	156.9
16	70 *	GDL Racing	SMR	Roberto Bosio	ITA			Porsche 911 GT3 Cup gen 2	AM	10	17	51:20.708	1 Lap	1 Lap	115.0	14	2:15.294	154.1
17	71	GDL Racing	SMR	Jim Michaelian	USA			Porsche 911 GT3 Cup gen 2	AM	11	17	51:29.880	1 Lap	9.172	114.7	13	2:24.231	144.5
18	69 *	Kessel Racing	CHE	<b>Alexandre Bochez</b>	CHE	Mikaël Bochez	CHE	Ferrari 488 Challenge Evo	AM	12	17	51:46.071	1 Lap	16.191	114.1	13	2:13.284	156.4
19	73	Van Straten / Orhès Racing	FRA	Axel Vanstraten	FRA	<b>Remi Vanstraten</b>	FRA	Porsche 992 GT3 Cup	PROAM	7	14	40:25.878	4 Laps	3 Laps	120.3	14	2:06.047	165.4

Not classified: (Requirements: 75% of number laps of leader = 14 Laps)

11	Fabio Fabiani / SP Racing	ITA	<b>Fabio Fabiani</b>	ITA	Stefano Zerbi	ITA	Porsche 911 GT3 Cup gen 2	AM	13	6	21:20.791	12 Laps	8 Laps	97.6	4	2:39.942	130.3
44	Eugenio Pisani / SP Racing	ITA	Eugenio Pisani	ITA	<b>Stefano Zanini</b>	ITA	Porsche 911 GT3 Cup gen 2	PROAM	8	4	18:15.325	14 Laps	2 Laps	76.1	2	3:25.818	101.3
16	Volcano Motorsport	ESP	Evgenii Leonov	MDA			Porsche 992 GT3 Cup	PROAM*	9	3	10:51.177	15 Laps	1 Lap	96.0	2	3:27.257	100.6
55	Q1-trackracing	BEL	Gustavo Condé	BRA	<b>H. Mello</b>	BRA	Porsche 992 GT3 Cup	AM	14	3	10:51.476	15 Laps	0.299	96.0	2	3:26.791	100.8

Fastest lap Jan Lauryssen in 2:04.087 at 168.0 Km/h in lap 15

<b>PROAM</b>	54	Q1-trackracing	BEL	Jan Lauryssen	BEL			Porsche 992 GT3 Cup	15	2:04.087	168.0
<b>AM</b>	57	Q1-trackracing	BEL	Quentin Antonel	FRA	Nicolas Vandierendonck	BEL	Porsche 992 GT3 Cup	15	2:06.083	165.4

#### \* PENALTIES

CAR #70 - 5 SECONDS TIME PENALTY ADDED TO RACE TIME - OVERTAKING BEFORE THE LINE AT RESTART

CAR #81 - 5 SECONDS TIME PENALTY ADDED TO RACE TIME - OVERTAKING CAR 19 BEFORE THE LINE AT SC RESTART

CAR #69 - DRIVE THROUGH CONVERTED TO 25 SECONDS TIME PENALTY ADDED TO RACE TIME - EXITING PIT LANE WITH RED LIGHTS

Published at:.....

Track Temp: 17.1 °C Air Temp: 15.3 °C Humidity: 92 % Track Status: WET

Race Director:

Timekeeper:

Luis Garcia

JOB-1605-ESP/M







**Autodromo Nazionale Monza**  
**GT Cup Europe**  
**Race - 1**  
**Provisional Results by Category**



PROAM																		
Cls	N°	Entrant/Team	Nat	Driver 1	Nat	Driver 2	Nat	Vehicle	Cat	Cl	Laps	Total Time	Gap	Interval	Km/h	Best	Time	Km/h
1	54	Q1-trackracing	BEL	Jan Laurysse	BEL			Porsche 992 GT3 Cup	PROAM	1	18	51:15.210			122.0	15	2:04.087	168.0
2	47	EST1 Racing	EST	Alex Reimann	EST			Porsche 992 GT3 Cup	PROAM	2	18	51:16.451	1.241	1.241	122.0	13	2:04.534	167.4
3	80	Mertel Motorsport	DEU	Iván Velasco	ESP	Jorge Cabezas	ESP	Ferrari 488 Challenge Evo	PROAM	3	18	51:16.720	1.510	0.269	122.0	15	2:05.096	166.7
4	17	Rossocorsa Racing	ITA	Lorenzo Innocenti	ITA	Andrea Belicchi	ITA	Ferrari 488 Challenge Evo	PROAM	4	18	51:16.998	1.788	0.278	121.9	13	2:04.952	166.9
5	78	ZRS Motorsport	ITA	Davide Scannicchio	ITA	Fabio Babini	ITA	Porsche 992 GT3 Cup	PROAM	5	18	51:18.052	2.842	1.054	121.9	14	2:06.228	165.2
6	81 *	Mertel Motorsport	DEU	Luca Ludwig	DEU	Steven Liquorish	GBR	Ferrari 488 Challenge Evo	PROAM	6	18	51:26.333	11.123	8.281	121.6	9	2:06.583	164.7
7	73	Van Straten / Orhès Racing	FRA	Axel Vanstraten	FRA	Remi Vanstraten	FRA	Porsche 992 GT3 Cup	PROAM	7	14	40:25.878	4 Laps	4 Laps	120.3	14	2:06.047	165.4

Not classified: (Requirements: 75% of number laps of leader = 14 Laps)

44		Eugenio Pisani / SP Racing	ITA	Eugenio Pisani	ITA	Stefano Zanini	MON	Porsche 911 GT3 Cup gen 2	PROAM	8	4	18:15.325	14 Laps	10 Laps	76.1	2	3:25.818	101.3
16		Volcano Motorsport	ESP	Evgenii Leonov	IND			Porsche 992 GT3 Cup	PROAM*	9	3	10:51.177	15 Laps	1 Lap	96.0	2	3:27.257	100.6

AM																		
Cls	N°	Entrant/Team	Nat	Driver 1	Nat	Driver 2	Nat	Vehicle	Cat	Cl	Laps	Total Time	Gap	Interval	Km/h	Best	Time	Km/h
1	52	Q1-trackracing	BEL	Xander Przybylak	BEL	Laurent Vandervelde	BEL	Porsche 992 GT3 Cup	AM	1	18	51:16.167			122.0	9	2:06.305	165.1
2	57	Q1-trackracing	BEL	Quentin Antonel	FRA	Nicolas Vandierendonck	BEL	Porsche 992 GT3 Cup	AM*	2	18	51:17.097	0.930	0.930	121.9	15	2:06.083	165.4
3	19	Mertel Motorsport	DEU	Stefano Bozzoni	ITA	Fernando Navarrete	ESP	Ferrari 488 Challenge Evo	AM	3	18	51:17.825	1.658	0.728	121.9	10	2:06.185	165.2
4	12	GDL Racing	SMR	Glauco Solieri	ITA			Porsche 992 GT3 Cup	AM	4	18	51:23.945	7.778	6.120	121.7	15	2:08.959	161.7
5	77	EST1 Racing	EST	Indrek Jaaska	EST			Porsche 992 GT3 Cup	AM	5	18	51:24.739	8.572	0.794	121.6	12	2:08.562	162.2
6	21	Camil Perian / R01 Racing by Varu Nicu	ROU	Camil Perian	ROU	Florin Tincescu	ROU	Porsche 911 GT3 Cup gen 2	AM	6	18	51:25.760	9.593	1.021	121.6	9	2:11.888	158.1
7	68	GDL Racing	SMR	Samuele Bosio	ITA			Porsche 992 GT3 Cup	AM	7	18	51:29.079	12.912	3.319	121.5	14	2:10.030	160.3
8	14	Ghinzani Arco Motorsport	ITA	Maurizio Fondi	ITA	Laura Van den Hengel	NLD	Porsche 992 GT3 Cup	AM	8	18	51:30.541	14.374	1.462	121.4	13	2:09.946	160.4
9	67	GDL Racing	SMR	Federico Lamperti	ITA	Stefano Borghi	ITA	Porsche 992 GT3 Cup	AM	9	18	51:31.297	15.130	0.756	121.4	14	2:12.895	156.9
10	70 *	GDL Racing	SMR	Roberto Bosio	ITA			Porsche 911 GT3 Cup gen 2	AM	10	17	51:20.708	1 Lap	1 Lap	115.0	14	2:15.294	154.1
11	71	GDL Racing	SMR	Jim Michaelian	USA			Porsche 911 GT3 Cup gen 2	AM	11	17	51:29.880	1 Lap	9.172	114.7	13	2:24.231	144.5
12	69 *	Kessel Racing	CHE	Alexandre Bochez	CHE	Mikaël Bochez	CHE	Ferrari 488 Challenge Evo	AM	12	17	51:46.071	1 Lap	16.191	114.1	13	2:13.284	156.4

Not classified: (Requirements: 75% of number laps of leader = 14 Laps)

11		Fabio Fabiani / SP Racing	ITA	Fabio Fabiani	ITA	Stefano Zerbi	ITA	Porsche 911 GT3 Cup gen 2	AM	13	6	21:20.791	12 Laps	11 Laps	97.6	4	2:39.942	130.3
55		Q1-trackracing	BEL	Gustavo Condé	BRA	H. Mello	BRA	Porsche 992 GT3 Cup	AM	14	3	10:51.476	15 Laps	3 Laps	96.0	2	3:26.791	100.8

Fastest lap Jan Laurysse in 2:04.087 at 168.0 Km/h in lap 15

\* PENALTIES

CAR #70 - 5 SECONDS TIME PENALTY ADDED TO RACE TIME - OVERTAKING BEFORE THE LINE AT RESTART

CAR #81 - 5 SECONDS TIME PENALTY ADDED TO RACE TIME - OVERTAKING CAR 19 BEFORE THE LINE AT SC RESTART

Published at:.....

Track Temp: 17.1 °C Air Temp: 15.3 °C Humidity: 92 % Track Status: WET


Race Director:

Timekeeper:

Luis Garcia

JOB-1605-ESP/M





Autodromo Nazionale Monza

GT Cup Europe

Race - 1

Provisional Results by Category



CAR #69 - DRIVE THROUGH CONVERTED TO 25 SECONDS TIME PENALTY ADDED TO RACE TIME - EXITING PIT LANE WITH RED LIGHTS

Published at:.....

Track Temp: 17.1 °C Air Temp: 15.3 °C Humidity: 92 % Track Status: WET

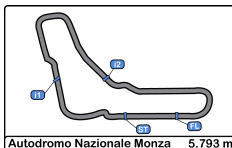
Race Director:

Timekeeper:

Luis Garcia

JOB-1605-ESP/M





**Autodromo Nazionale Monza**  
**GT Cup Europe**  
**Race - 1**  
**Provisional Results by Class**



GT Open Cup Europe																		
Cls	N°	Entrant/Team	Nat	Driver 1	Nat	Driver 2	Nat	Vehicle	Cat	Cl	Laps	Total Time	Gap	Interval	Km/h	Best	Time	Km/h
1	54	Q1-trackracing	BEL	Jan Lauryszen	BEL			Porsche 992 GT3 Cup	GT Cup	1	18	51:15.210			122.0	15	2:04.087	168.0
2	52	Q1-trackracing	BEL	<u>Xander Przybylak</u>	BEL	Laurent Vandervelde	BEL	Porsche 992 GT3 Cup	GT Cup	2	18	51:16.167	0.957	0.957	122.0	9	2:06.305	165.1
3	47	EST1 Racing	EST	Alex Reimann	EST			Porsche 992 GT3 Cup	GT Cup	3	18	51:16.451	1.241	0.284	122.0	13	2:04.534	167.4
4	80	Mertel Motorsport	DEU	Iván Velasco	ESP	<u>Jorge Cabezas</u>	ESP	Ferrari 488 Challenge Evo	GT Cup	4	18	51:16.720	1.510	0.269	122.0	15	2:05.096	166.7
5	17	Rossocorsa Racing	ITA	<u>Lorenzo Innocenti</u>	ITA	Andrea Belicchi	ITA	Ferrari 488 Challenge Evo	GT Cup	5	18	51:16.998	1.788	0.278	121.9	13	2:04.952	166.9
6	57	Q1-trackracing	BEL	Quentin Antonel	FRA	<u>Nicolas Vandierendonck</u>	BEL	Porsche 992 GT3 Cup	GT Cup*	6	18	51:17.097	1.887	0.099	121.9	15	2:06.083	165.4
7	19	Mertel Motorsport	DEU	<u>Stefano Bozzoni</u>	ITA	Fernando Navarrete	ESP	Ferrari 488 Challenge Evo	GT Cup	7	18	51:17.825	2.615	0.728	121.9	10	2:06.185	165.2
8	78	ZRS Motorsport	ITA	<u>Davide Scannicchio</u>	ITA	Fabio Babini	ITA	Porsche 992 GT3 Cup	GT Cup	8	18	51:18.052	2.842	0.227	121.9	14	2:06.228	165.2
9	12	GDL Racing	SMR	Glauco Solieri	ITA			Porsche 992 GT3 Cup	GT Cup	9	18	51:23.945	8.735	5.893	121.7	15	2:08.959	161.7
10	77	EST1 Racing	EST	Indrek Jaaska	EST			Porsche 992 GT3 Cup	GT Cup	10	18	51:24.739	9.529	0.794	121.6	12	2:08.562	162.2
11	21	Camil Perian / R01 Racing by Varu Nicu	ROU	Camil Perian	ROU	<u>Florin Tincescu</u>	ROU	Porsche 911 GT3 Cup gen 2	GT Cup	11	18	51:25.760	10.550	1.021	121.6	9	2:11.888	158.1
12	81 *	Mertel Motorsport	DEU	<u>Luca Ludwig</u>	DEU	Steven Liquorish	GBR	Ferrari 488 Challenge Evo	GT Cup	12	18	51:26.333	11.123	0.573	121.6	9	2:06.583	164.7
13	68	GDL Racing	SMR	Samuele Bosio	ITA			Porsche 992 GT3 Cup	GT Cup	13	18	51:29.079	13.869	2.746	121.5	14	2:10.030	160.3
14	14	Ghinzani Arco Motorsport	ITA	<u>Maurizio Fondi</u>	ITA	Laura Van den Hengel	NLD	Porsche 992 GT3 Cup	GT Cup	14	18	51:30.541	15.331	1.462	121.4	13	2:09.946	160.4
15	67	GDL Racing	SMR	Federico Lamperti	ITA	<u>Stefano Borghi</u>	ITA	Porsche 992 GT3 Cup	GT Cup	15	18	51:31.297	16.087	0.756	121.4	14	2:12.895	156.9
16	70 *	GDL Racing	SMR	Roberto Bosio	ITA			Porsche 911 GT3 Cup gen 2	GT Cup	16	17	51:20.708	1 Lap	1 Lap	115.0	14	2:15.294	154.1
17	71	GDL Racing	SMR	Jim Michaelian	USA			Porsche 911 GT3 Cup gen 2	GT Cup	17	17	51:29.880	1 Lap	9.172	114.7	13	2:24.231	144.5
18	69 *	Kessel Racing	CHE	<u>Alexandre Bochez</u>	CHE	Mikaël Bochez	CHE	Ferrari 488 Challenge Evo	GT Cup	18	17	51:46.071	1 Lap	16.191	114.1	13	2:13.284	156.4
19	73	Van Straten / Orhès Racing	FRA	Axel Vanstraten	FRA	<u>Remi Vanstraten</u>	FRA	Porsche 992 GT3 Cup	GT Cup	19	14	40:25.878	4 Laps	3 Laps	120.3	14	2:06.047	165.4
<b>Not classified: (Requirements: 75% of number laps of leader = 14 Laps)</b>																		
11		Fabio Fabiani / SP Racing	ITA	<u>Fabio Fabiani</u>	ITA	Stefano Zerbi	ITA	Porsche 911 GT3 Cup gen 2	GT Cup	20	6	21:20.791	12 Laps	8 Laps	97.6	4	2:39.942	130.3
44		Eugenio Pisani / SP Racing	ITA	Eugenio Pisani	ITA	<u>Stefano Zanini</u>	ITA	Porsche 911 GT3 Cup gen 2	GT Cup	21	4	18:15.325	14 Laps	2 Laps	76.1	2	3:25.818	101.3
16		Volcano Motorsport	ESP	Evgenii Leonov	BRA			Porsche 992 GT3 Cup	GT Cup*	22	3	10:51.177	15 Laps	1 Lap	96.0	2	3:27.257	100.6
55		Q1-trackracing	BEL	Gustavo Condé	BRA	<u>H. Mello</u>	BRA	Porsche 992 GT3 Cup	GT Cup	23	3	10:51.476	15 Laps	0.299	96.0	2	3:26.791	100.8

**Fastest lap Jan Lauryszen in 2:04.087 at 168.0 Km/h in lap 15**

**\* PENALTIES**

CAR #70 - 5 SECONDS TIME PENALTY ADDED TO RACE TIME - OVERTAKING BEFORE THE LINE AT RESTART

CAR #81 - 5 SECONDS TIME PENALTY ADDED TO RACE TIME - OVERTAKING CAR 19 BEFORE THE LINE AT SC RESTART

CAR #69 - DRIVE THROUGH CONVERTED TO 25 SECONDS TIME PENALTY ADDED TO RACE TIME - EXITING PIT LANE WITH RED LIGHTS

Published at:.....

Track Temp: 17.1 °C Air Temp: 15.3 °C Humidity: 92 % Track Status: WET


**Race Director:**

**Timekeeper:**

Luis Garcia

JOB-1605-ESP/M





**Autodromo Nazionale Monza**  
**GT Cup Europe**  
**Race - 1**



**Provisional Classification by Driver Fastest Lap**

Cl	N°	Entrant/Team	Nat	Vehicle	Driver	Nat	Cat	Cl	Laps	Best	Time	Gap	Interval	Km/h
1	54	Q1-trackracing	BEL	Porsche 992 GT3 Cup	Jan Laurysen	BEL	PROAM	1	18	15	2:04.087			168.0
2	47	EST1 Racing	EST	Porsche 992 GT3 Cup	Alex Reimann	EST	PROAM	2	18	13	2:04.534	0.447	0.447	167.4
3	17	Rosscorsa Racing	ITA	Ferrari 488 Challenge Evo	Andrea Belicchi	ITA	PROAM	3	10	5	2:04.952	0.865	0.418	166.9
4	80	Mertel Motorsport	DEU	Ferrari 488 Challenge Evo	Iván Velasco	ESP	PROAM	4	8	5	2:05.096	1.009	0.144	166.7
5	73	Van Straten / Orhès Racing	FRA	Porsche 992 GT3 Cup	Axel Vanstraten	FRA	PROAM	5	6	6	2:06.047	1.960	0.951	165.4
6	57	Q1-trackracing	BEL	Porsche 992 GT3 Cup	Quentin Antonel	FRA	AM*	1	9	6	2:06.083	1.996	0.036	165.4
7	19	Mertel Motorsport	DEU	Ferrari 488 Challenge Evo	Fernando Navarrete	ESP	AM	2	10	2	2:06.185	2.098	0.102	165.2
8	78	ZRS Motorsport	ITA	Porsche 992 GT3 Cup	Fabio Babini	ITA	PROAM	6	10	6	2:06.228	2.141	0.043	165.2
9	80	Mertel Motorsport	DEU	Ferrari 488 Challenge Evo	Jorge Cabezas	ESP	PROAM	7	10	9	2:06.298	2.211	0.070	165.1
10	52	Q1-trackracing	BEL	Porsche 992 GT3 Cup	Xander Przybylak	BEL	AM	3	10	9	2:06.305	2.218	0.007	165.1
11	81	Mertel Motorsport	DEU	Ferrari 488 Challenge Evo	Luca Ludwig	DEU	PROAM	8	11	9	2:06.583	2.496	0.278	164.7
12	52	Q1-trackracing	BEL	Porsche 992 GT3 Cup	Laurent Vandervelde	BEL	AM	4	8	4	2:06.704	2.617	0.121	164.5
13	77	EST1 Racing	EST	Porsche 992 GT3 Cup	Indrek Jaaska	EST	AM	5	18	12	2:08.562	4.475	1.858	162.2
14	12	GDL Racing	SMR	Porsche 992 GT3 Cup	Glauco Solieri	ITA	AM	6	18	15	2:08.959	4.872	0.397	161.7
15	14	Ghinzani Arco Motorsport	ITA	Porsche 992 GT3 Cup	Laura Van den Heng	NLD	AM	7	10	5	2:09.946	5.859	0.987	160.4
16	68	GDL Racing	SMR	Porsche 992 GT3 Cup	Samuele Bosio	ITA	AM	8	18	14	2:10.030	5.943	0.084	160.3
17	81	Mertel Motorsport	DEU	Ferrari 488 Challenge Evo	Steven Liquorish	GBR	PROAM	9	7	3	2:10.129	6.042	0.099	160.2
18	21	Camil Perian / R01 Racing by Varu Nicu	ROU	Porsche 911 GT3 Cup gen 2	Florin Tincescu	ROU	AM	9	10	9	2:11.888	7.801	1.759	158.1
19	21	Camil Perian / R01 Racing by Varu Nicu	ROU	Porsche 911 GT3 Cup gen 2	Camil Perian	ROU	AM	10	8	3	2:12.500	8.413	0.612	157.3
20	67	GDL Racing	SMR	Porsche 992 GT3 Cup	Federico Lamperti	ITA	AM	11	9	5	2:12.895	8.808	0.395	156.9
21	69	Kessel Racing	CHE	Ferrari 488 Challenge Evo	Mikaël Bochez	CHE	AM	12	7	3	2:13.284	9.197	0.389	156.4
22	57	Q1-trackracing	BEL	Porsche 992 GT3 Cup	Nicolas Vandierendo	BEL	AM*	13	9	8	2:14.659	10.572	1.375	154.8
23	69	Kessel Racing	CHE	Ferrari 488 Challenge Evo	Alexandre Bochez	CHE	AM	14	10	9	2:14.699	10.612	0.040	154.8
24	70	GDL Racing	SMR	Porsche 911 GT3 Cup gen 2	Roberto Bosio	ITA	AM	15	17	14	2:15.294	11.207	0.595	154.1
25	73	Van Straten / Orhès Racing	FRA	Porsche 992 GT3 Cup	Remi Vanstraten	FRA	PROAM	10	8	8	2:23.496	19.409	8.202	145.3
26	67	GDL Racing	SMR	Porsche 992 GT3 Cup	Stefano Borghi	ITA	AM	16	9	8	2:23.823	19.736	0.327	145.0
27	71	GDL Racing	SMR	Porsche 911 GT3 Cup gen 2	Jim Michaelian	USA	AM	17	17	13	2:24.231	20.144	0.408	144.5
28	17	Rosscorsa Racing	ITA	Ferrari 488 Challenge Evo	Lorenzo Innocenti	ITA	PROAM	11	8	8	2:28.404	24.317	4.173	140.5
29	78	ZRS Motorsport	ITA	Porsche 992 GT3 Cup	Davide Scannicchio	ITA	PROAM	12	8	8	2:28.878	24.791	0.474	140.0
30	19	Mertel Motorsport	DEU	Ferrari 488 Challenge Evo	Stefano Bozzoni	ITA	AM	18	8	8	2:31.335	27.248	2.457	137.8
31	14	Ghinzani Arco Motorsport	ITA	Porsche 992 GT3 Cup	Maurizio Fondi	ITA	AM	19	8	8	2:37.059	32.972	5.724	132.7
32	11	Fabio Fabiani / SP Racing	ITA	Porsche 911 GT3 Cup gen 2	Fabio Fabiani	ITA	AM	20	6	4	2:39.942	35.855	2.883	130.3
33	44	Eugenio Pisani / SP Racing	ITA	Porsche 911 GT3 Cup gen 2	Stefano Zanini	MOD	PROAM	13	4	2	3:25.818	1:21.73	45.876	101.3
34	55	Q1-trackracing	BEL	Porsche 992 GT3 Cup	H. Mello	BRA	AM	21	3	2	3:26.791	1:22.70	0.973	100.8
35	16	Volcano Motorsport	ESP	Porsche 992 GT3 Cup	Evgenii Leonov	MDA	PROAM*	14	3	2	3:27.257	1:23.17	0.466	100.6





# Autodromo Nazionale Monza

## GT Cup Europe

### Race - 1

Distance and Speed Average

Autodromo Nazionale Monza 5.793 m.



Cls	N°	Entrant/Team	Nat	Driver 1	Nat	Driver 2	Nat	Vehicle	Cat	Cls	Laps	Distance	Total Time	Km/h
1	54	Q1-trackracing	BEL	Jan Laurysen	BEL			Porsche 992 GT3 Cup	PROAM	1	18	104.27	51:15.210	122.0
2	52	Q1-trackracing	BEL	<b>Xander Przybylak</b>	BEL	Laurent Vandervelde	BEL	Porsche 992 GT3 Cup	AM	1	18	104.27	51:16.167	122.0
3	47	EST1 Racing	EST	Alex Reimann	EST			Porsche 992 GT3 Cup	PROAM	2	18	104.27	51:16.451	122.0
4	80	Mertel Motorsport	DEU	Iván Velasco	ESP	<b>Jorge Cabezas</b>	ESP	Ferrari 488 Challenge Evo	PROAM	3	18	104.27	51:16.720	122.0
5	17	Rossocorsa Racing	ITA	<b>Lorenzo Innocenti</b>	ITA	Andrea Belicchi	ITA	Ferrari 488 Challenge Evo	PROAM	4	18	104.27	51:16.998	121.9
6	57	Q1-trackracing	BEL	Quentin Antonel	FRA	<b>Nicolas Vandierendonck</b>	BEL	Porsche 992 GT3 Cup	AM*	2	18	104.27	51:17.097	121.9
7	19	Mertel Motorsport	DEU	<b>Stefano Bozzoni</b>	ITA	Fernando Navarrete	ESP	Ferrari 488 Challenge Evo	AM	3	18	104.27	51:17.825	121.9
8	78	ZRS Motorsport	ITA	<b>Davide Scannicchio</b>	ITA	Fabio Babini	ITA	Porsche 992 GT3 Cup	PROAM	5	18	104.27	51:18.052	121.9
9	12	GDL Racing	SMR	Glauco Solieri	ITA			Porsche 992 GT3 Cup	AM	4	18	104.27	51:23.945	121.7
10	77	EST1 Racing	EST	Indrek Jaaska	EST			Porsche 992 GT3 Cup	AM	5	18	104.27	51:24.739	121.6
11	21	Camil Perian / R01 Racing by Varu Nicu	ROU	Camil Perian	ROU	<b>Florin Tincescu</b>	ROU	Porsche 911 GT3 Cup gen 2	AM	6	18	104.27	51:25.760	121.6
12	81	Mertel Motorsport	DEU	<b>Luca Ludwig</b>	DEU	Steven Liquorish	GBR	Ferrari 488 Challenge Evo	PROAM	6	18	104.27	51:26.333	121.6
13	68	GDL Racing	SMR	Samuele Bosio	ITA			Porsche 992 GT3 Cup	AM	7	18	104.27	51:29.079	121.5
14	14	Ghinzani Arco Motorsport	ITA	<b>Maurizio Fondi</b>	ITA	Laura Van den Hengel	IND	Porsche 992 GT3 Cup	AM	8	18	104.27	51:30.541	121.4
15	67	GDL Racing	SMR	Federico Lamperti	ITA	<b>Stefano Borghi</b>	ITA	Porsche 992 GT3 Cup	AM	9	18	104.27	51:31.297	121.4
16	70	GDL Racing	SMR	Roberto Bosio	ITA			Porsche 911 GT3 Cup gen 2	AM	10	17	98.48	51:20.708	115.0
17	71	GDL Racing	SMR	Jim Michaelian	USA			Porsche 911 GT3 Cup gen 2	AM	11	17	98.48	51:29.880	114.7
18	69	Kessel Racing	CHE	<b>Alexandre Bochez</b>	CHE	Mikaël Bochez	CHE	Ferrari 488 Challenge Evo	AM	12	17	98.48	51:46.071	114.1
19	73	Van Straten / Orhès Racing	FRA	Axel Vanstraten	FRA	<b>Remi Vanstraten</b>	FRA	Porsche 992 GT3 Cup	PROAM	7	14	81.10	40:25.878	120.3
<b>Not classified: (Requirements: 75% of number laps of leader = 14 Laps)</b>														
11		Fabio Fabiani / SP Racing	ITA	<b>Fabio Fabiani</b>	ITA	Stefano Zerbi	ITA	Porsche 911 GT3 Cup gen 2	AM	13	6	34.75	21:20.791	97.6
44		Eugenio Pisani / SP Racing	ITA	Eugenio Pisani	ITA	<b>Stefano Zanini</b>	MCO	Porsche 911 GT3 Cup gen 2	PROAM	8	4	23.17	18:15.325	76.1
16		Volcano Motorsport	ESP	Evgenii Leonov	IND			Porsche 992 GT3 Cup	PROAM*	9	3	17.37	10:51.177	96.0
55		Q1-trackracing	BEL	Gustavo Condé	BRA	<b>H. Mello</b>	BRA	Porsche 992 GT3 Cup	AM	14	3	17.37	10:51.476	96.0







**Autodromo Nazionale Monza**  
**GT Cup Europe**  
**Race - 1**  
**Lap Analysis**



<b>11</b>	Fabio Fabiani Porsche 911 GT3 Cup gen 2	<b>16</b>	Evgenii Leonov Porsche 992 GT3 Cup
AM	Stefano Zerbi Fabio Fabiani / SP Racing	PROAM*	Volcano Motorsport

Lap	D	Time	Sector 1	Sector 2	Sector 3	T. Spd	Elapsed	Lap	D	Time	Sector 1	Sector 2	Sector 3	T. Spd	Elapsed
1	1	4:09.016	1:35.763	1:15.930	1:17.323	93.8	4:09.016	1	1	3:52.714	1:20.149	1:14.298	1:18.267	93.7	3:52.714
2	1	3:25.584	1:07.846	1:07.937	1:09.801	100.7	7:34.600	2	1	3:27.257	1:05.790	1:09.057	1:12.410	115.0	7:19.971
3	1	3:27.648	1:01.832	1:05.133	1:20.683	135.3	11:02.248	3	1	3:31.206	59.616	1:11.204	1:20.386	105.2	10:51.177
4	1	2:39.942	51.983	52.776	55.183	102.2	13:42.190	<b>17</b> Lorenzo Innocenti Ferrari 488 Challenge Evo PROAM Andrea Belicchi Rossocorsa Racing							
5	1	3:36.750	1:01.337	1:14.947	1:20.466	62.3	17:18.940								
6	1	4:01.851 P	1:21.432	1:11.786	1:28.633	38.3	21:20.791								

Lap	D	Time	Sector 1	Sector 2	Sector 3	T. Spd	Elapsed	Lap	D	Time	Sector 1	Sector 2	Sector 3	T. Spd	Elapsed
1	1	4:04.429	1:31.565	1:16.170	1:16.694	99.8	4:04.429	1	1	3:58.406	1:24.785	1:16.042	1:17.579	93.6	3:58.406
2	1	3:25.994	1:07.880	1:08.007	1:10.107	116.2	7:30.423	2	1	3:26.848	1:07.211	1:08.156	1:11.481	122.8	7:25.254
3	1	3:27.873	1:00.700	1:07.073	1:20.100	122.8	10:58.296	3	1	3:28.152	57.636	1:10.206	1:20.310	139.8	10:53.406
4	1	2:40.571	48.133	55.122	57.316	123.0	13:38.867	4	1	2:41.803	49.757	54.734	57.312	103.1	13:35.209
5	1	3:37.293	58.382	1:17.454	1:21.457	71.6	17:16.160	5	1	3:36.664	57.768	1:17.751	1:21.145	87.4	17:11.873
6	1	3:41.695	1:19.522	1:10.267	1:11.906	40.4	20:57.855	6	1	3:42.813	1:20.426	1:10.223	1:12.164	40.6	20:54.686
7	1	3:17.435	1:02.034	1:05.665	1:09.736	109.4	24:15.290	7	1	3:18.786	1:02.093	1:05.192	1:11.501	108.7	24:13.472
8	1	2:20.816	45.162	47.110	48.544	147.1	26:36.106	8	1	2:28.404 P	44.908	47.253	56.243	176.1	26:41.876
9	1	2:19.425 P	40.659	45.177	53.589	184.6	28:55.531	9	2	3:31.167	2:03.478	43.007	44.682	191.4	30:13.043
10	1	3:18.354	1:47.495	45.066	45.793	172.8	32:13.885	10	2	2:06.588	38.444	43.738	44.406	207.2	32:19.631
11	1	2:12.307	41.203	44.749	46.355	183.6	34:26.192	11	2	2:07.069	38.464	43.936	44.669	200.3	34:26.700
12	1	2:11.678	41.566	44.874	45.238	175.6	36:37.870	12	2	2:06.871	38.304	44.425	44.142	210.5	36:33.571
13	1	2:12.138	40.481	45.326	46.331	180.6	38:50.008	13	2	2:04.952	36.508	44.072	44.372	237.3	38:38.523
14	1	2:11.643	40.039	45.074	46.530	197.0	41:01.651	14	2	2:05.726	38.899	42.888	43.939	190.4	40:44.249
15	1	2:08.959	39.664	44.552	44.743	196.3	43:10.610	15	2	2:06.006	38.122	43.714	44.170	208.8	42:50.255
16	1	2:10.903	39.732	45.631	45.540	202.6	45:21.513	16	2	2:09.012	38.123	45.045	45.844	214.2	44:59.267
17	1	2:50.915	40.381	55.092	1:15.442	189.4	48:12.428	17	2	3:05.419	39.157	1:10.606	1:15.656	214.7	48:04.686
18	1	3:11.517	1:05.728	1:05.146	1:00.643	95.2	51:23.945	18	2	3:12.312	1:06.507	1:04.940	1:00.865	84.9	51:16.998

Lap	D	Time	Sector 1	Sector 2	Sector 3	T. Spd	Elapsed	Lap	D	Time	Sector 1	Sector 2	Sector 3	T. Spd	Elapsed
1	1	4:13.801	1:40.564	1:15.308	1:17.929	95.9	4:13.801	1	1	4:09.938	1:37.276	1:15.968	1:16.694	106.0	4:09.938
2	1	3:26.095	1:09.465	1:05.896	1:10.734	105.8	7:39.896	2	1	3:26.827	1:08.001	1:08.444	1:10.382	107.1	7:36.765
3	1	3:30.477	1:05.753	1:00.100	1:24.624	102.1	11:10.373	3	1	3:29.477	1:02.131	1:03.414	1:23.932	140.6	11:06.242
4	1	2:49.821	59.869	52.894	57.058	79.0	14:00.194	4	1	2:41.741	51.148	53.790	56.803	98.3	13:47.983
5	1	3:28.447	57.880	1:09.137	1:21.430	86.9	17:28.641	5	1	3:33.948	58.934	1:13.959	1:21.055	72.4	17:21.931
6	1	3:52.436	1:24.248	1:06.715	1:21.473	32.0	21:21.077	6	1	3:52.373	1:21.588	1:10.113	1:20.672	33.0	21:14.304
7	1	3:03.630	55.570	57.864	1:10.196	120.4	24:24.707	7	1	3:05.168	53.728	1:00.657	1:10.783	123.2	24:19.472
8	1	2:37.059 P	49.343	48.709	59.007	165.1	27:01.766	8	1	2:31.335 P	49.959	47.056	54.320	145.9	26:50.807
9	2	3:55.031	2:21.318	46.941	46.772	119.3	30:56.797	9	2	3:18.727	1:51.833	42.364	44.530	199.6	30:09.534
10	2	2:14.286	41.707	46.019	46.560	167.4	33:11.083	10	2	2:06.185	38.591	43.804	43.790	219.9	32:15.719
11	2	2:12.216	39.577	46.352	46.287	209.7	35:23.299	11	2	2:08.001	40.257	43.906	43.838	175.6	34:23.720
12	2	2:11.772	40.324	44.971	46.477	183.6	37:35.071	12	2	2:08.151	39.704	43.751	44.696	181.5	36:31.871
13	2	2:09.946	40.213	44.419	45.314	189.1	39:45.017	13	2	2:06.204	37.482	44.001	44.721	192.8	38:38.075
14	2	2:10.598	39.601	44.563	46.434	210.1	41:55.615	14	2	2:07.344	39.850	43.990	43.504	189.4	40:45.419
15	2	2:13.472	39.339	44.208	49.925	216.0	44:09.087	15	2	2:06.793	39.088	44.092	43.613	181.2	42:52.212
16	2	2:23.076	50.107	46.057	46.912	106.6	46:32.163	16	2	2:09.216	38.686	44.295	46.235	188.8	45:01.428
17	2	2:13.986	40.100	44.100	49.786	189.1	48:46.149	17	2	3:04.818	41.622	1:07.389	1:15.807	185.8	48:06.246
18	2	2:44.392	43.957	58.472	1:01.963	170.8	51:30.541	18	2	3:11.579	1:06.450	1:05.136	59.993	86.9	51:17.825





# Autodromo Nazionale Monza

## GT Cup Europe

### Race - 1

#### Lap Analysis



**21** Camil Perian Porsche 911 GT3 Cup gen 2 **52** Xander Przybylak Porsche 992 GT3 Cup  
 AM Florin Tincescu Camil Perian / R01 Racing by Varu AM Laurent Vandervelde Q1-trackracing

Lap	D	Time	Sector 1	Sector 2	Sector 3	T. Spd	Elapsed	Lap	D	Time	Sector 1	Sector 2	Sector 3	T. Spd	Elapsed
1	2	3:49.303	1:16.575	1:14.826	1:17.902	90.2	3:49.303	1	1	3:48.042	1:15.560	1:14.685	1:17.797	91.5	3:48.042
2	2	3:26.943	1:05.832	1:09.053	1:12.058	106.9	7:16.246	2	1	3:26.944	1:06.260	1:08.891	1:11.793	103.6	7:14.986
3	2	3:33.189	59.277	1:10.926	1:22.986	112.7	10:49.435	3	1	3:31.856	59.816	1:10.480	1:21.560	120.9	10:46.842
4	2	2:26.811	43.914	48.598	54.299	186.2	13:16.246	4	1	2:26.208	42.063	49.667	54.478	194.2	13:13.050
5	2	3:52.862	1:09.949	1:22.505	1:20.408	63.8	17:09.108	5	1	3:54.023	1:11.226	1:22.470	1:20.327	57.6	17:07.073
6	2	3:43.372	1:20.391	1:10.835	1:12.146	46.1	20:52.480	6	1	3:43.942	1:20.465	1:10.874	1:12.603	51.8	20:51.015
7	2	3:19.519	1:02.222	1:04.276	1:13.021	98.8	24:11.999	7	1	3:19.678	1:02.090	1:04.902	1:12.686	106.1	24:10.693
8	2	2:13.609	42.377	45.292	45.940	170.8	26:25.608	8	1	2:09.319	39.704	44.788	44.827	180.6	26:20.012
9	2	<b>2:11.888</b>	41.152	45.401	<b>45.335</b>	189.1	28:37.496	9	1	<b>2:06.305</b>	<b>38.389</b>	43.461	44.455	219.5	28:26.317
10	2	2:18.559 P	41.032	<b>44.676</b>	52.851	184.9	30:56.055	10	1	2:13.128 P	38.746	<b>43.177</b>	51.205	225.0	30:39.445
11	1	3:27.248	1:53.015	46.911	47.322	156.0	34:23.303	11	2	3:23.725	1:53.975	44.834	44.916	200.0	34:03.170
12	1	2:13.721	40.841	45.213	47.667	197.8	36:37.024	12	2	2:08.062	39.281	44.383	44.398	187.5	36:11.232
13	1	2:12.500	40.789	45.591	46.120	193.2	38:49.524	13	2	2:07.562	38.873	44.430	<b>44.259</b>	215.1	38:18.794
14	1	2:25.390	<b>39.169</b>	45.546	1:00.675	222.2	41:14.914	14	2	2:06.704	38.774	43.588	44.342	205.7	40:25.498
15	1	2:13.572	40.448	45.075	48.049	217.7	43:28.486	15	2	2:07.785	38.749	44.510	44.526	226.8	42:33.283
16	1	2:24.832	44.285	49.036	51.511	200.7	45:53.318	16	2	2:08.209	38.812	44.638	44.759	219.5	44:41.492
17	1	2:28.322	48.725	48.644	50.953	150.0	48:21.640	17	2	3:21.223	50.409	1:14.645	1:16.169	176.7	48:02.715
18	1	3:04.120	58.270	1:05.762	1:00.088	112.6	51:25.760	18	2	3:13.452	1:06.488	1:05.087	1:01.877	95.3	51:16.167

**44** Eugenio Pisani Porsche 911 GT3 Cup gen 2 **54** Jan Laurysen Porsche 992 GT3 Cup  
 PROAM Stefano Zanini Eugenio Pisani / SP Racing PROAM Q1-trackracing

Lap	D	Time	Sector 1	Sector 2	Sector 3	T. Spd	Elapsed	Lap	D	Time	Sector 1	Sector 2	Sector 3	T. Spd	Elapsed
1	2	4:01.965	1:28.093	1:16.755	1:17.117	87.9	4:01.965	1	1	3:50.564	1:17.610	1:14.650	1:18.304	96.4	3:50.564
2	2	<b>3:25.818</b>	1:07.544	1:08.122	1:10.152	112.9	7:27.783	2	1	3:27.329	1:05.582	1:09.345	1:12.402	117.1	7:17.893
3	2	3:36.187 P	<b>1:00.072</b>	1:08.286	1:27.829	110.9	11:03.970	3	1	3:31.580	58.591	1:10.742	1:22.247	104.8	10:49.473
4	2	7:11.355 P	5:15.302	<b>50.956</b>	<b>1:05.097</b>	29.0	18:15.325	4	1	2:24.515	41.345	48.766	54.404	193.2	13:13.988


**47** Alex Reimann Porsche 992 GT3 Cup  
 PROAM EST1 Racing

Lap	D	Time	Sector 1	Sector 2	Sector 3	T. Spd	Elapsed	Lap	D	Time	Sector 1	Sector 2	Sector 3	T. Spd	Elapsed
1	1	3:47.168	1:14.408	1:14.791	1:17.969	88.8	3:47.168	5	1	3:54.282	1:11.324	1:22.216	1:20.742	48.4	17:08.270
2	1	3:26.467	1:05.673	1:09.395	1:11.399	100.3	7:13.635	6	1	3:43.529	1:20.189	1:10.609	1:12.731	44.1	20:51.799
3	1	3:32.677	1:00.456	1:10.663	1:21.558	115.3	10:46.312	7	1	3:19.220	1:02.165	1:04.440	1:12.615	108.5	24:11.019
4	1	2:25.258	41.122	49.932	54.204	187.8	13:11.570	8	1	2:18.230 P	41.084	43.599	53.547	181.5	26:29.249
5	1	3:54.661	1:12.166	1:21.061	1:21.434	60.0	17:06.231	9	1	3:12.337	1:45.863	<b>42.873</b>	43.601	181.8	29:41.586
6	1	3:43.854	1:20.269	1:11.074	1:12.511	61.1	20:50.085	10	1	2:04.921	38.290	43.039	43.592	212.5	31:46.507
7	1	3:20.366	1:02.491	1:04.528	1:13.347	114.0	24:10.451	11	1	2:04.494	37.785	43.015	43.694	217.3	33:51.001
8	1	2:17.955 P	39.739	45.047	53.169	194.5	26:28.406	12	1	2:05.256	38.329	43.380	43.547	220.4	35:56.257
9	1	3:31.211	2:03.685	43.504	44.022	156.0	29:59.617	13	1	2:04.901	38.097	43.374	43.430	219.0	38:01.158
10	1	2:06.250	38.999	43.768	43.483	197.4	32:05.867	14	1	2:05.860	37.787	44.776	43.297	222.6	40:07.018
11	1	2:05.825	38.687	43.349	43.789	209.7	34:11.692	15	1	<b>2:04.087</b>	37.641	43.430	<b>43.016</b>	228.3	42:11.105
12	1	2:06.399	<b>38.285</b>	43.456	44.658	225.4	36:18.091	16	1	2:07.368	<b>37.460</b>	43.298	46.610	234.7	44:18.473
13	1	<b>2:04.534</b>	38.372	<b>43.073</b>	<b>43.089</b>	211.3	38:22.625	17	1	3:43.075	1:12.246	1:14.452	1:16.377	119.0	48:01.548
14	1	2:07.075	38.684	44.027	44.364	207.2	40:29.700	18	1	3:13.662	1:06.623	1:05.228	1:01.811	100.3	51:15.210

**55** Gustavo Condé Porsche 992 GT3 Cup  
 AM H. Mello Q1-trackracing

Lap	D	Time	Sector 1	Sector 2	Sector 3	T. Spd	Elapsed	Lap	D	Time	Sector 1	Sector 2	Sector 3	T. Spd	Elapsed
1	2	3:55.340	1:21.943	1:15.079	1:18.318	84.7	3:55.340	1	2	3:55.340	1:21.943	1:15.079	1:18.318	84.7	3:55.340
2	2	<b>3:26.791</b>	1:05.147	<b>1:09.069</b>	<b>1:12.575</b>	106.5	7:22.131	2	2	<b>3:26.791</b>	1:05.147	<b>1:09.069</b>	<b>1:12.575</b>	106.5	7:22.131
3	2	3:29.345	<b>59.225</b>	1:10.760	1:19.360	136.5	10:51.476	3	2	3:29.345	<b>59.225</b>	1:10.760	1:19.360	136.5	10:51.476





**Autodromo Nazionale Monza**  
**GT Cup Europe**  
**Race - 1**  
**Lap Analysis**




**57** Quentin Antonel Porsche 992 GT3 Cup **68** Samuele Bosio Porsche 992 GT3 Cup

AM* Nicolas Vandierendonck							Q1-trackracing AM								
Lap	D	Time	Sector 1	Sector 2	Sector 3	T. Spd	Elapsed	Lap	D	Time	Sector 1	Sector 2	Sector 3	T. Spd	Elapsed
1	2	3:59.763	1:25.871	1:16.167	1:17.725	81.4	3:59.763	1	4:07.902	1:34.247	1:16.491	1:17.164	95.3	4:07.902	
2	2	3:26.372	1:07.507	1:07.854	1:11.011	112.5	7:26.135	2	3:25.811	1:07.651	1:08.164	1:09.996	121.0	7:33.713	
3	2	3:28.402	57.790	1:10.010	1:20.602	125.4	10:54.537	3	3:28.161	1:01.434	1:05.511	1:21.216	136.1	11:01.874	
4	2	2:41.843	48.810	55.390	57.643	115.2	13:36.380	4	2:44.417	54.978	52.473	56.966	96.5	13:46.291	
5	2	3:36.521	57.290	1:17.888	1:21.343	76.0	17:12.901	5	3:34.816	59.566	1:14.289	1:20.961	70.0	17:21.107	
6	2	3:42.492	1:20.203	1:10.404	1:11.885	45.3	20:55.393	6	3:52.828	1:21.474	1:10.564	1:20.790	35.9	21:13.935	
7	2	3:18.323	1:02.496	1:05.264	1:10.563	97.4	24:13.716	7	3:04.891	53.252	1:00.990	1:10.649	140.6	24:18.826	
8	2	2:14.659	43.441	45.519	45.699	180.3	26:28.375	8	2:25.062	47.713	47.442	49.907	143.6	26:43.888	
9	2	2:16.837 P	39.887	44.617	52.333	200.0	28:45.212	9	2:18.664	42.429	46.978	49.257	179.7	29:02.552	
10	1	3:28.234	1:59.263	44.042	44.929	201.4	32:13.446	10	2:24.940 P	42.730	46.529	55.681	192.1	31:27.492	
11	1	2:08.681	39.684	44.212	44.785	192.8	34:22.127	11	3:21.173	1:49.670	44.714	46.789	178.2	34:48.665	
12	1	2:07.503	39.061	44.163	44.279	190.1	36:29.630	12	2:12.459	41.062	45.010	46.387	175.3	37:01.124	
13	1	2:07.388	38.606	44.596	44.186	198.8	38:37.018	13	2:10.873	39.899	45.147	45.827	193.5	39:11.997	
14	1	2:06.481	38.795	43.633	44.053	204.5	40:43.499	14	2:10.030	39.439	44.936	45.655	210.9	41:22.027	
15	1	2:06.083	38.301	43.746	44.036	211.7	42:49.582	15	2:11.016	40.007	45.468	45.541	203.7	43:33.043	
16	1	2:10.245	38.534	46.034	45.677	214.2	44:59.827	16	2:21.106	40.748	48.499	51.859	225.4	45:54.149	
17	1	3:05.145	40.673	1:09.049	1:15.423	171.4	48:04.972	17	2:29.080	48.861	48.694	51.525	152.3	48:23.229	
18	1	3:12.125	1:06.631	1:04.969	1:00.525	81.3	51:17.097	18	3:05.850	58.762	1:04.793	1:02.295	124.8	51:29.079	

**67** Federico Lamperti Porsche 992 GT3 Cup **69** Alexandre Bochez Ferrari 488 Challenge Evo

AM Stefano Borghi							AM Mikaël Bochez								
Lap	D	Time	Sector 1	Sector 2	Sector 3	T. Spd	Elapsed	Lap	D	Time	Sector 1	Sector 2	Sector 3	T. Spd	Elapsed
1	2	4:12.025	1:38.328	1:15.970	1:17.727	100.8	4:12.025	1	3:57.175	1:22.865	1:16.023	1:18.287	89.3	3:57.175	
2	2	3:26.134	1:08.146	1:07.432	1:10.556	109.9	7:38.159	2	3:31.297 P	1:06.924	1:07.481	1:16.892	118.1	7:28.472	
3	2	3:29.051	1:03.548	1:02.558	1:22.945	110.0	11:07.210	3	3:44.295	2:05.151	47.948	51.196	152.3	11:12.767	
4	2	2:45.221	56.677	53.275	55.269	83.4	13:52.431	4	2:49.332	59.945	52.437	56.950	63.3	14:02.099	
5	2	3:33.457	1:00.633	1:10.802	1:22.022	77.1	17:25.888	5	3:27.871	57.283	1:08.946	1:21.642	93.1	17:29.970	
6	2	3:51.154	1:21.867	1:08.380	1:20.907	32.9	21:17.042	6	3:52.223	1:24.596	1:06.070	1:21.557	33.9	21:22.193	
7	2	3:03.968	54.584	1:00.278	1:09.106	131.2	24:21.010	7	3:02.774	56.443	56.478	1:09.853	128.5	24:24.967	
8	2	2:23.823	47.486	47.225	49.112	167.1	26:44.833	8	2:22.777	46.785	48.095	47.897	179.1	26:47.744	
9	2	2:26.727 P	42.229	47.270	57.228	186.5	29:11.560	9	2:14.699	42.189	45.542	46.968	201.8	29:02.443	
10	1	3:48.005	2:12.413	47.606	47.986	191.1	32:59.565	10	2:18.396 P	40.585	45.633	52.178	230.2	31:20.839	
11	1	2:15.327	41.705	46.248	47.374	182.1	35:14.892	11	2:03.072	47.895	47.895	47.625	172.8	34:59.431	
12	1	2:14.349	40.849	46.903	46.597	196.7	37:29.241	12	2:15.143	41.905	46.372	46.866	207.6	37:14.574	
13	1	2:13.404	40.750	46.074	46.580	193.2	39:42.645	13	2:13.284	40.862	45.870	46.552	231.2	39:27.858	
14	1	2:12.895	40.182	45.637	47.076	200.7	41:55.540	14	2:15.299	41.678	46.751	46.870	216.0	41:43.157	
15	1	2:19.291	40.560	46.560	52.171	200.0	44:14.831	15	2:31.820 P	41.836	46.989	1:02.995	212.5	44:14.977	
16	1	2:24.920	48.312	48.449	48.159	182.4	46:39.751	16	3:54.198	1:41.073	58.520	1:14.605	172.8	48:09.175	
17	1	2:13.758	40.335	46.598	46.825	214.7	48:53.509	17	3:11.896	1:06.541	1:05.086	1:00.269	88.8	51:21.071	
18	1	2:37.788	40.706	56.627	1:00.455	189.1	51:31.297								





**Autodromo Nazionale Monza**  
**GT Cup Europe**  
**Race - 1**  
**Lap Analysis**



**70** Roberto Bosio Porsche 911 GT3 Cup gen 2 **73** Axel Vanstraaen Porsche 992 GT3 Cup  
 AM GDL Racing PROAM Remi Vanstraaen Van Straten / Orhès Racing

Lap	D	Time	Sector 1	Sector 2	Sector 3	T. Spd	Elapsed	Lap	D	Time	Sector 1	Sector 2	Sector 3	T. Spd	Elapsed
1		4:15.338	1:42.257	1:15.486	1:17.595	104.8	4:15.338	1	2	3:51.822	1:19.163	1:14.270	1:18.389	102.2	3:51.822
2		3:26.097	1:09.149	1:06.136	1:10.812	109.5	7:41.435	2	2	3:26.891	1:05.493	1:09.146	1:12.252	112.2	7:18.713
3		3:28.757	1:05.668	1:00.191	1:22.898	96.4	11:10.192	3	2	3:31.620	59.030	1:12.354	1:20.236	102.2	10:50.333
4		2:46.156	56.594	53.498	56.064	68.6	13:56.348	4	2	2:27.261	45.619	47.772	53.870	159.7	13:17.594
5		3:31.003	58.527	1:10.968	1:21.508	67.1	17:27.351	5	2	3:52.777	1:10.913	1:20.955	1:20.909	53.9	17:10.371
6		3:52.371	1:22.423	1:08.475	1:21.473	32.9	21:19.722	6	2	3:42.863	1:20.323	1:10.715	1:11.825	43.8	20:53.234
7		3:02.639	54.698	59.002	1:08.939	127.2	24:22.361	7	2	3:19.416	1:02.453	1:04.442	1:12.521	98.6	24:12.650
8		2:29.997	49.188	50.400	50.409	154.7	26:52.358	8	2	2:23.496 P	43.284	45.830	54.382	172.2	26:36.146
9		2:29.790 P	42.995	47.260	59.535	181.8	29:22.148	9	1	3:15.860	1:47.567	43.824	44.469	186.8	29:52.006
10		3:41.053	2:03.874	47.887	49.292	186.2	33:03.201	10	1	2:06.676	39.150	43.720	43.806	204.5	31:58.682
11		2:16.082	41.465	46.442	48.175	202.2	35:19.283	11	1	2:06.896	38.876	44.313	43.707	233.7	34:05.578
12		2:15.372	40.828	46.249	48.295	199.2	37:34.655	12	1	2:07.882	38.812	43.930	45.140	204.5	36:13.460
13		2:17.094	42.956	46.487	47.651	196.3	39:51.749	13	1	2:06.371	38.455	44.027	43.889	213.8	38:19.831
14		2:15.294	41.447	46.530	47.317	193.8	42:07.043	14	1	2:06.047	38.612	43.591	43.844	206.8	40:25.878
15		2:17.372	40.925	47.335	49.112	187.8	44:24.415	15	1		39.310	43.763		223.1	
16		3:37.780	1:06.976	1:14.766	1:16.038	147.1	48:02.195								
17		3:13.513	1:06.482	1:05.252	1:01.779	100.4	51:15.708								

**71** Jim Michaelian Porsche 911 GT3 Cup gen 2 **77** Indrek Jaaska Porsche 992 GT3 Cup  
 AM GDL Racing AM EST1 Racing

Lap	D	Time	Sector 1	Sector 2	Sector 3	T. Spd	Elapsed	Lap	D	Time	Sector 1	Sector 2	Sector 3	T. Spd	Elapsed
1		4:17.974	1:44.656	1:14.351	1:18.967	90.0	4:17.974	1		4:05.591	1:32.500	1:16.638	1:16.453	92.8	4:05.591
2		3:25.684	1:11.174	1:02.895	1:11.615	109.2	7:43.658	2		3:25.939	1:08.279	1:08.094	1:09.566	113.8	7:31.530
3		3:28.438	1:06.501	59.337	1:22.600	98.5	11:12.096	3		3:27.786	1:00.853	1:06.708	1:20.225	132.8	10:59.316
4		3:09.331	1:06.839	58.603	1:03.889	72.7	14:21.427	4		2:40.949	51.757	54.120	55.072	127.5	13:40.265
5		3:10.412	58.763	56.338	1:15.311	94.9	17:31.839	5		3:37.071	1:00.411	1:15.547	1:21.113	72.3	17:17.336
6		3:51.800	1:25.782	1:04.189	1:21.829	35.7	21:23.639	6		3:41.167	1:19.665	1:10.289	1:11.213	38.1	20:58.503
7		3:04.682	1:01.257	57.041	1:06.384	102.7	24:28.321	7		3:18.401	1:02.537	1:05.270	1:10.594	94.4	24:16.904
8		2:57.620 P	54.190	54.891	1:08.539	128.5	27:25.941	8		2:20.756	45.715	46.654	48.387	153.6	26:37.660
9		3:59.983	2:11.986	53.430	54.567	114.4	31:25.924	9		2:15.717	45.466	45.010	45.241	222.6	28:53.377
10		2:27.699	44.150	51.322	52.227	186.2	33:53.623	10		2:18.055 P	39.936	44.808	53.311	199.2	31:11.432
11		2:28.438	45.199	50.613	52.626	180.9	36:22.061	11		3:21.325	1:50.935	44.961	45.429	133.0	34:32.757
12		2:32.300	44.660	52.002	55.638	174.7	38:54.361	12		2:08.562	39.186	44.757	44.619	225.0	36:41.319
13		2:24.231	44.967	48.538	50.726	186.2	41:18.592	13		2:09.595	39.005	44.724	45.866	222.2	38:50.914
14		2:28.641	47.227	49.327	52.087	166.4	43:47.233	14		2:12.184	39.669	45.042	47.473	187.5	41:03.098
15		2:30.966	46.885	50.924	53.157	165.6	46:18.199	15		2:12.617	42.805	44.998	44.814	233.2	43:15.715
16		2:27.323	45.415	49.683	52.225	165.6	48:45.522	16		2:13.992	40.831	46.905	46.256	225.4	45:29.707
17		2:44.358	44.129	58.399	1:01.830	166.6	51:29.880	17		2:43.413	42.156	47.331	1:13.926	199.6	48:13.120
								18		3:11.619	1:05.723	1:05.166	1:00.730	103.7	51:24.739





**Autodromo Nazionale Monza**  
**GT Cup Europe**  
**Race - 1**  
**Lap Analysis**



**78**

Daive Scannicchio

Porsche 992 GT3 Cup **81**

Luca Ludwig

Ferrari 488 Challenge Evo

PROAM

Fabio Babini

ZRS Motorsport

PROAM

Steven Liquorish

Mertel Motorsport

Lap	D	Time	Sector 1	Sector 2	Sector 3	T. Spd	Elapsed	Lap	D	Time	Sector 1	Sector 2	Sector 3	T. Spd	Elapsed
1	1	4:03.175	1:28.876	1:16.875	1:17.424	84.2	4:03.175	1	1	4:20.462	1:46.392	1:14.212	1:19.858	100.7	4:20.462
2	1	3:25.542	1:07.595	1:08.054	1:09.893	115.5	7:28.717	2	1	3:25.089	1:09.854	1:03.130	1:12.105	105.8	7:45.551
3	1	3:28.965	1:00.232	1:07.848	1:20.885	111.9	10:57.682	3	1	3:25.153	1:06.348	58.969	1:19.836	121.6	11:10.704
4	1	2:39.575	46.664	55.119	57.792	116.1	13:37.257	4	1	2:40.309	52.608	51.255	56.446	76.3	13:51.013
5	1	3:37.411	58.006	1:18.046	1:21.359	78.4	17:14.668	5	1	3:33.680	1:01.280	1:09.882	1:22.518	69.7	17:24.693
6	1	3:41.920	1:19.285	1:10.566	1:12.069	45.6	20:56.588	6	1	3:50.740	1:20.984	1:09.229	1:20.527	34.1	21:15.433
7	1	3:18.233	1:02.063	1:05.712	1:10.458	99.6	24:14.821	7	1	3:03.599	54.060	1:01.011	1:08.528	151.4	24:19.032
8	1	2:28.878 P	45.078	46.327	57.473	170.3	26:43.699	8	1	2:14.452	43.420	44.694	46.338	146.7	26:33.484
9	2	3:25.692	1:56.318	44.382	44.992	178.8	30:09.391	9	1	2:06.583	38.946	43.632	44.005	203.3	28:40.067
10	2	2:08.266	39.341	44.277	44.648	207.6	32:17.657	10	1	2:07.388	38.710	44.516	44.162	205.7	30:47.455
11	2	2:08.063	39.063	44.130	44.870	195.2	34:25.720	11	1	2:12.856 P	38.324	43.501	51.031	214.7	33:00.311
12	2	2:08.306	38.789	45.007	44.510	206.8	36:34.026	12	2	3:33.212	1:58.118	47.780	47.314	144.9	36:33.523
13	2	2:06.522	38.972	43.876	43.674	196.0	38:40.548	13	2	2:13.979	42.020	45.255	46.704	185.5	38:47.502
14	2	2:06.228	38.511	43.869	43.848	207.6	40:46.776	14	2	2:10.129	39.948	45.066	45.115	201.1	40:57.631
15	2	2:06.808	38.873	44.084	43.851	202.6	42:53.584	15	2	2:10.786	39.621	45.442	45.723	204.1	43:08.417
16	2	2:09.291	38.599	44.448	46.244	210.1	45:02.875	16	2	2:10.285	39.176	45.322	45.787	214.2	45:18.702
17	2	3:04.225	42.102	1:06.663	1:15.460	197.4	48:07.100	17	2	2:50.952	40.349	56.360	1:14.243	207.6	48:09.654
18	2	3:10.952	1:06.209	1:05.611	59.132	89.1	51:18.052	18	2	3:11.679	1:06.530	1:05.131	1:00.018	80.8	51:21.333

**80**

Iván Velasco

Ferrari 488 Challenge Evo

PROAM

Jorge Cabezas

Mertel Motorsport

Lap	D	Time	Sector 1	Sector 2	Sector 3	T. Spd	Elapsed
1	2	3:46.576	1:13.650	1:14.768	1:18.158	79.6	3:46.576
2	2	3:26.437	1:05.385	1:09.715	1:11.337	96.9	7:13.013
3	2	3:32.900	1:00.360	1:10.836	1:21.704	112.5	10:45.913
4	2	2:24.395	40.587	50.096	53.712	203.7	13:10.308
5	2	3:55.183	1:12.865	1:21.000	1:21.318	60.9	17:05.491
6	2	3:43.937	1:20.362	1:11.183	1:12.392	65.4	20:49.428
7	2	3:20.528	1:02.701	1:04.492	1:13.335	120.9	24:09.956
8	2	2:08.112	39.234	44.013	44.865	222.2	26:18.068
9	2	2:06.298	38.735	43.333	44.230	217.7	28:24.366
10	2	2:14.124 P	38.584	44.096	51.444	224.0	30:38.490
11	1	3:42.936	2:14.015	44.035	44.886	193.5	34:21.426
12	1	2:07.569	38.866	44.904	43.799	206.8	36:28.995
13	1	2:07.282	38.872	44.686	43.724	206.5	38:36.277
14	1	2:06.339	38.396	44.340	43.603	207.6	40:42.616
15	1	2:05.096	38.048	43.141	43.907	221.7	42:47.712
16	1	2:09.581	38.260	45.495	45.826	224.5	44:57.293
17	1	3:06.858	39.593	1:11.071	1:16.194	189.1	48:04.151
18	1	3:12.569	1:06.483	1:04.853	1:01.233	95.5	51:16.720







**Autodromo Nazionale Monza**  
**GT Cup Europe**  
**Race - 1**



**Analysis by Lap**

Num	Lap Time	Gap
<b>Lap 1</b>		
80	3:46.576	
47	3:47.168	00.592
52	3:48.042	01.466
21	3:49.303	02.727
54	3:50.564	03.988
73	3:51.822	05.246
16	3:52.714	06.138
55	3:55.340	08.764
69	3:57.175	10.599
17	3:58.406	11.830
57	3:59.763	13.187
44	4:01.965	15.389
78	4:03.175	16.599
12	4:04.429	17.853
77	4:05.591	19.015
68	4:07.902	21.326
11	4:09.016	22.440
19	4:09.938	23.362
67	4:12.025	25.449
14	4:13.801	27.225
70	4:15.338	28.762
71	4:17.974	31.398
81	4:20.462	33.886

Num	Lap Time	Gap
<b>Lap 2</b>		
80	3:26.437	
47	3:26.467	00.622
52	3:26.944	01.973
21	3:26.943	03.233
54	3:27.329	04.880
73	3:26.891	05.700
16	3:27.257	06.958
55	3:26.791	09.118
17	3:26.848	12.241
57	3:26.372	13.122
44	3:25.818	14.770
69	3:31.297	15.459
78	3:25.542	15.704
12	3:25.994	17.410
77	3:25.939	18.517
68	3:25.811	20.700
11	3:25.584	21.587
19	3:26.827	23.752
67	3:26.134	25.146
14	3:26.095	26.883
70	3:26.097	28.422
71	3:25.684	30.645
81	3:25.089	32.538

Num	Lap Time	Gap
<b>Lap 3</b>		
80	3:32.900	
47	3:32.677	00.399
52	3:31.856	00.929
21	3:33.189	03.522
54	3:31.580	03.560

Num	Lap Time	Gap
73	3:31.620	04.420
16	3:31.206	05.264
55	3:29.345	05.563
17	3:28.152	07.493
57	3:28.402	08.624
78	3:28.965	11.769
12	3:27.873	12.383
77	3:27.786	13.403
68	3:28.161	15.961
11	3:27.648	16.335
44	3:36.187	18.057
19	3:29.477	20.329
67	3:29.051	21.297
70	3:28.757	24.279
14	3:30.477	24.460
81	3:25.153	24.791
71	3:28.438	26.183
69	3:44.295	26.854

Num	Lap Time	Gap
<b>Lap 4</b>		
80	2:24.395	
47	2:25.258	01.262
52	2:26.208	02.742
54	2:24.515	03.680
21	2:26.811	05.938
73	2:27.261	07.286
17	2:41.803	24.901
57	2:41.843	26.072
78	2:39.575	26.949
12	2:40.571	28.559
77	2:40.949	29.957
11	2:39.942	31.882
68	2:44.417	35.983
19	2:41.741	37.675
81	2:40.309	40.705
67	2:45.221	42.123
70	2:46.156	46.040
14	2:49.821	49.886
69	2:49.332	51.791
71	3:09.331	1:11.119

Num	Lap Time	Gap
<b>Lap 5</b>		
80	3:55.183	
47	3:54.661	00.740
52	3:54.023	01.582
54	3:54.282	02.779
21	3:52.862	03.617
73	3:52.777	04.880
17	3:36.664	06.382
57	3:36.521	07.410
78	3:37.411	09.177
12	3:37.293	10.669
77	3:37.071	11.845
11	3:36.750	13.449
68	3:34.816	15.616
19	3:33.948	16.440
81	3:33.680	19.202

Num	Lap Time	Gap
67	3:33.457	20.397
70	3:31.003	21.860
14	3:28.447	23.150
69	3:27.871	24.479
71	3:10.412	26.348
44	7:11.355	1 Lap

Num	Lap Time	Gap
<b>Lap 6</b>		
80	3:43.937	
47	3:43.854	00.657
52	3:43.942	01.587
54	3:43.529	02.371
21	3:43.372	03.052
73	3:42.863	03.806
17	3:42.813	05.258
57	3:42.492	05.965
78	3:41.920	07.160
12	3:41.695	08.427
77	3:41.167	09.075
68	3:52.828	24.507
19	3:52.373	24.876
81	3:50.740	26.005
67	3:51.154	27.614
70	3:52.371	30.294
11	4:01.851	31.363
14	3:52.436	31.649
69	3:52.223	32.765
71	3:51.800	34.211

Num	Lap Time	Gap
<b>Lap 7</b>		
80	3:20.528	
47	3:20.366	00.495
52	3:19.678	00.737
54	3:19.220	01.063
21	3:19.519	02.043
73	3:19.416	02.694
17	3:18.786	03.516
57	3:18.323	03.760
78	3:18.233	04.865
12	3:17.435	05.334
77	3:18.401	06.948
68	3:04.891	08.870
81	3:03.599	09.076
19	3:05.168	09.516
67	3:03.968	11.054
70	3:02.639	12.405
14	3:03.630	14.751
69	3:02.774	15.011
71	3:04.682	18.365

Num	Lap Time	Gap
<b>Lap 8</b>		
80	2:08.112	
52	2:09.319	01.944
21	2:13.609	07.540
57	2:14.659	10.307
47	2:17.955	10.338

Num	Lap Time	Gap
54	2:18.230	11.181
81	2:14.452	15.416
12	2:20.816	18.038
73	2:23.496	18.078
77	2:20.756	19.592
17	2:28.404	23.808
78	2:28.878	25.631
68	2:25.062	25.820
67	2:23.823	26.765
69	2:22.777	29.676
19	2:31.335	32.739
70	2:29.997	34.290
14	2:37.059	43.698
71	2:57.620	1:07.873

Num	Lap Time	Gap
<b>Lap 9</b>		
80	2:06.298	
52	2:06.305	01.951
21	2:11.888	13.130
81	2:06.583	15.701
57	2:16.837	20.846
77	2:15.717	29.011
12	2:19.425	31.165
69	2:14.699	38.077
68	2:18.664	38.186
67	2:26.727	47.194
70	2:29.790	57.782
54	3:12.337	1:17.220
73	3:15.860	1:27.640
47	3:31.211	1:35.251
78	3:25.692	1:45.025
19	3:18.727	1:45.168
17	3:31.167	1:48.677

Num	Lap Time	Gap
<b>Lap 10</b>		
80	2:14.124	
52	2:13.128	00.955
81	2:07.388	08.965
21	2:18.559	17.565
14	3:55.031	1 Lap
77	2:18.055	32.942
69	2:18.396	42.349
71	3:59.983	1 Lap
68	2:24.940	49.002
54	2:04.921	1:08.017
73	2:06.676	1:20.192
47	2:06.250	1:27.377
57	3:28.234	1:34.956
12	3:18.354	1:35.395
19	2:06.185	1:37.229
78	2:08.266	1:39.167
17	2:06.588	1:41.141
67	3:48.005	2:21.075

Num	Lap Time	Gap
<b>Lap 11</b>		
81	2:12.856	

Num	Lap Time	Gap
70	3:41.053	1 Lap
14	2:14.286	1 Lap
54	2:04.494	50.690
71	2:27.699	1 Lap
52	3:23.725	1:02.859
73	2:06.896	1:05.267
47	2:05.825	1:11.381
80	3:42.936	1:21.115
57	2:08.681	1:21.816
21	3:27.248	1:22.992
19	2:08.001	1:23.409
78	2:08.063	1:25.409
12	2:12.307	1:25.881
17	2:07.069	1:26.389
77	3:21.325	1:32.446
68	3:21.173	1:48.354
69	3:38.592	1:59.120
67	2:15.327	2:14.581
70	2:16.082	2:18.972
14	2:12.216	2:22.988

Num	Lap Time	Gap
<b>Lap 12</b>		
54	2:05.256	
52	2:08.062	14.975
73	2:07.882	17.203
47	2:06.399	21.834
71	2:28.438	1 Lap
80	2:07.569	32.738
57	2:07.503	33.373
19	2:08.151	35.614
81	3:33.212	37.266
17	2:06.871	37.314
78	2:08.306	37.769
21	2:13.721	40.767
12	2:11.678	41.613
77	2:08.562	45.062
68	2:12.459	1:04.867
69	2:15.143	1:18.317
67	2:14.349	1:32.984
70	2:15.372	1:38.398
14	2:11.772	1:38.814

Num	Lap Time	Gap
<b>Lap 13</b>		
54	2:04.901	
52	2:07.562	17.636
73	2:06.371	18.673
47	2:04.534	21.467
80	2:07.282	35.119
57	2:07.388	35.860
19	2:06.204	36.917
17	2:04.952	37.365
78	2:06.522	39.390
81	2:13.979	46.344
21	2:12.500	48.366
12	2:12.138	48.850
77	2:09.595	49.756




**Autodromo Nazionale Monza**  
**GT Cup Europe**  
**Race - 1**



**Analysis by Lap**

Num	Lap Time	Gap	Num	Lap Time	Gap
68	2:10.873	1:10.839	81	2:10.285	1:00.229
69	2:13.284	1:26.700	12	2:10.903	1:03.040
67	2:13.404	1:41.487	77	2:13.992	1:11.234
14	2:09.946	1:43.859	21	2:24.832	1:34.845
70	2:17.094	1:50.591	68	2:21.106	1:35.676
<b>Num</b>	<b>Lap Time</b>	<b>Gap</b>	<b>71</b>	2:30.966	1 Lap
<b>Lap 14</b>			14	2:23.076	2:13.690
54	2:05.860		67	2:24.920	2:21.278
52	2:06.704	18.480	<b>Num</b>	<b>Lap Time</b>	<b>Gap</b>
73	2:06.047	18.860	<b>Lap 17</b>		
47	2:07.075	22.682	54	3:43.075	
80	2:06.339	35.598	<b>70</b>	3:37.780	1 Lap
57	2:06.481	36.481	52	3:21.223	01.167
17	2:05.726	37.231	47	3:17.685	01.550
19	2:07.344	38.401	80	3:06.858	02.603
78	2:06.228	39.758	17	3:05.419	03.138
81	2:10.129	50.613	57	3:05.145	03.424
12	2:11.643	54.633	19	3:04.818	04.698
77	2:12.184	56.080	78	3:04.225	05.552
21	2:25.390	1:07.896	<b>69</b>	3:54.198	1 Lap
<b>71</b>	2:24.231	1 Lap	81	2:50.952	08.106
68	2:10.030	1:15.009	12	2:50.915	10.880
69	2:15.299	1:36.139	77	2:43.413	11.572
67	2:12.895	1:48.522	21	2:28.322	20.092
14	2:10.598	1:48.597	68	2:29.080	21.681
70	2:15.294	2:00.025	<b>71</b>	2:27.323	1 Lap
<b>Num</b>	<b>Lap Time</b>	<b>Gap</b>	14	2:13.986	44.601
<b>Lap 15</b>			67	2:13.758	51.961
54	2:04.087		<b>Num</b>	<b>Lap Time</b>	<b>Gap</b>
52	2:07.785	22.178	<b>Lap 18</b>		
47	2:08.081	26.676	54	3:13.662	
80	2:05.096	36.607	<b>70</b>	3:13.513	1 Lap
57	2:06.083	38.477	52	3:13.452	00.957
17	2:06.006	39.150	47	3:13.353	01.241
19	2:06.793	41.107	80	3:12.569	01.510
78	2:06.808	42.479	17	3:12.312	01.788
81	2:10.786	57.312	57	3:12.125	01.887
12	2:08.959	59.505	19	3:11.579	02.615
77	2:12.617	1:04.610	78	3:10.952	02.842
21	2:13.572	1:17.381	<b>69</b>	3:11.896	1 Lap
68	2:11.016	1:21.938	81	3:11.679	06.123
<b>71</b>	2:28.641	1 Lap	12	3:11.517	08.735
14	2:13.472	1:57.982	77	3:11.619	09.529
67	2:19.291	2:03.726	21	3:04.120	10.550
69	2:31.820	2:03.872	68	3:05.850	13.869
<b>Num</b>	<b>Lap Time</b>	<b>Gap</b>	<b>71</b>	2:44.358	1 Lap
<b>Lap 16</b>			14	2:44.392	15.331
54	2:07.368		67	2:37.788	16.087
<b>70</b>	2:17.372	1 Lap			
52	2:08.209	23.019			
47	2:07.632	26.940			
80	2:09.581	38.820			
17	2:09.012	40.794			
57	2:10.245	41.354			
19	2:09.216	42.955			
78	2:09.291	44.402			





# Autodromo Nazionale Monza

## GT Cup Europe


### Race - 1

#### Best Sectors Results



Sector - 1			Sector - 2			Sector - 3			Ideal Lap vs Best Lap		
Clas	Nº Driver	Time	Nº Driver	Time	Nº Driver	Time	Clas	Nº Driver	Ideal Lap	Best Lap	Clas
1	17 Innocenti - Belicchi	36.508	19 Bozzoni - Navarrete	42.364	54 Jan Lauryszen	43.016	1	17 Innocenti - Belicchi	2:03.335	2:04.952	3
2	54 Jan Lauryszen	37.460	54 Jan Lauryszen	42.873	47 Alex Reimann	43.089	2	54 Jan Lauryszen	2:03.349	2:04.087	1
3	19 Bozzoni - Navarrete	37.482	17 Innocenti - Belicchi	42.888	19 Bozzoni - Navarrete	43.504	3	19 Bozzoni - Navarrete	2:03.350	2:06.185	7
4	80 Velasco - Cabezas	38.048	47 Alex Reimann	43.073	80 Velasco - Cabezas	43.603	4	47 Alex Reimann	2:04.447	2:04.534	2
5	47 Alex Reimann	38.285	80 Velasco - Cabezas	43.141	78 Scannicchio - Babini	43.674	5	80 Velasco - Cabezas	2:04.792	2:05.096	4
6	57 Antonel - Vandierendonck	38.301	52 Przybylak - Vandervelde	43.177	73 Vanstraaen - Vanstraaen	43.707	6	73 Vanstraaen - Vanstraaen	2:05.753	2:06.047	5
7	81 Ludwig - Liquorish	38.324	81 Ludwig - Liquorish	43.501	17 Innocenti - Belicchi	43.939	7	52 Przybylak - Vandervelde	2:05.825	2:06.305	9
8	52 Przybylak - Vandervelde	38.389	73 Vanstraaen - Vanstraaen	43.591	81 Ludwig - Liquorish	44.005	8	81 Ludwig - Liquorish	2:05.830	2:06.583	10
9	73 Vanstraaen - Vanstraaen	38.455	57 Antonel - Vandierendonck	43.633	57 Antonel - Vandierendonck	44.036	9	57 Antonel - Vandierendonck	2:05.970	2:06.083	6
10	78 Scannicchio - Babini	38.511	78 Scannicchio - Babini	43.869	52 Przybylak - Vandervelde	44.259	10	78 Scannicchio - Babini	2:06.054	2:06.228	8
11	77 Indrek Jaaska	39.005	14 Fondi - Van den Hengel	44.100	77 Indrek Jaaska	44.619	11	77 Indrek Jaaska	2:08.348	2:08.562	11
12	21 Perian - Tincescu	39.169	12 Glauco Solieri	44.552	12 Glauco Solieri	44.743	12	14 Fondi - Van den Hengel	2:08.753	2:09.946	13
13	14 Fondi - Van den Hengel	39.339	21 Perian - Tincescu	44.676	14 Fondi - Van den Hengel	45.314	13	12 Glauco Solieri	2:08.959	2:08.959	12
14	68 Samuele Bosio	39.439	68 Samuele Bosio	44.714	21 Perian - Tincescu	45.335	14	21 Perian - Tincescu	2:09.180	2:11.888	15
15	12 Glauco Solieri	39.664	77 Indrek Jaaska	44.724	68 Samuele Bosio	45.541	15	68 Samuele Bosio	2:09.694	2:10.030	14
16	67 Lamperti - Borghi	40.182	69 Bochez - Bochez	45.542	69 Bochez - Bochez	46.552	16	67 Lamperti - Borghi	2:12.399	2:12.895	16
17	69 Bochez - Bochez	40.585	67 Lamperti - Borghi	45.637	67 Lamperti - Borghi	46.580	17	69 Bochez - Bochez	2:12.679	2:13.284	17
18	70 Roberto Bosio	40.828	70 Roberto Bosio	46.249	70 Roberto Bosio	47.317	18	70 Roberto Bosio	2:14.394	2:15.294	18
19	71 Jim Michaelian	44.129	71 Jim Michaelian	48.538	71 Jim Michaelian	50.726	19	71 Jim Michaelian	2:23.393	2:24.231	19
20	11 Fabiani - Zerbi	51.983	44 Pisani - Zanini	50.956	11 Fabiani - Zerbi	55.183	20	11 Fabiani - Zerbi	2:39.942	2:39.942	20
21	55 Condé - Mello	59.225	11 Fabiani - Zerbi	52.776	44 Pisani - Zanini	1:05.097	21	44 Pisani - Zanini	2:56.125	3:25.818	21
22	16 Evgenii Leonov	59.616	16 Evgenii Leonov	1:09.057	16 Evgenii Leonov	1:12.410	22	55 Condé - Mello	3:20.869	3:26.791	22
23	44 Pisani - Zanini	1:00.072	55 Condé - Mello	1:09.069	55 Condé - Mello	1:12.575	23	16 Evgenii Leonov	3:21.083	3:27.257	23





Autodromo Nazionale Monza

GT Cup Europe

Race - 1


Leader Sequence

Autodromo Nazionale Monza 5.793 m.



N°	Entrant/Team	Nat	Driver 1	Nat	Driver 2	Nat	Vehicle	Cat	Start Lap	End Lap	Laps	Total Laps
80	Mertel Motorsport		Iván Velasco		<b>Jorge Cabezas</b>		Ferrari 488 Challenge Evo	PROAM	1	10	10	10
81	Mertel Motorsport		<b>Luca Ludwig</b>		Steven Liquorish		Ferrari 488 Challenge Evo	PROAM	11	11	1	1
54	Q1-trackracing		Jan Laurysen				Porsche 992 GT3 Cup	PROAM	12	18	7	7





# Autodromo Nazionale Monza

## GT Cup Europe

### Race - 1


#### Best 5 Lap Times



Cl	N° Entrant/Team	Nat	Driver 1	Nat	Driver 2	Nat	Vehicle	Cat	Cl	Best 1		Best 2		Best 3		Best 4		Best 5	
										Time	Lap	Time	Lap	Time	Lap	Time	Lap	Time	Lap
1	54 Q1-trackracing	BEL	Jan Lauryszen	BEL		BEL	Porsche 992 GT3 Cup	PROAM	1	2:04.087	15	2:04.494	11	2:04.901	13	2:04.921	10	2:05.256	12
2	47 EST1 Racing	EST	Alex Reimann	EST		EST	Porsche 992 GT3 Cup	PROAM	2	2:04.534	13	2:05.825	11	2:06.250	10	2:06.399	12	2:07.075	14
3	17 Rossocorsa Racing	ITA	<b>Lorenzo Innocenti</b>	ITA	Andrea Belicchi	ITA	Ferrari 488 Challenge Evo	PROAM	3	2:04.952	13	2:05.726	14	2:06.006	15	2:06.588	10	2:06.871	12
4	80 Mertel Motorsport	DEU	Iván Velasco	ESP	<b>Jorge Cabezas</b>	ESP	Ferrari 488 Challenge Evo	PROAM	4	2:05.096	15	2:06.298	9	2:06.339	14	2:07.282	13	2:07.569	12
5	73 Van Straten / Orhès Racing	FRA	Axel Vanstraten	FRA	<b>Remi Vanstraten</b>	FRA	Porsche 992 GT3 Cup	PROAM	5	2:06.047	14	2:06.371	13	2:06.676	10	2:06.896	11	2:07.882	12
6	57 Q1-trackracing	BEL	Quentin Antonel	FRA	<b>Nicolas Vandierendonck</b>	BEL	Porsche 992 GT3 Cup	AM*	1	2:06.083	15	2:06.481	14	2:07.388	13	2:07.503	12	2:08.681	11
7	19 Mertel Motorsport	DEU	<b>Stefano Bozzoni</b>	ITA	Fernando Navarrete	ESP	Ferrari 488 Challenge Evo	AM	2	2:06.185	10	2:06.204	13	2:06.793	15	2:07.344	14	2:08.001	11
8	78 ZRS Motorsport	ITA	<b>Davide Scannicchio</b>	ITA	Fabio Babini	ITA	Porsche 992 GT3 Cup	PROAM	6	2:06.228	14	2:06.522	13	2:06.808	15	2:08.063	11	2:08.266	10
9	52 Q1-trackracing	BEL	<b>Xander Przybylak</b>	BEL	Laurent Vandervelde	BEL	Porsche 992 GT3 Cup	AM	3	2:06.305	9	2:06.704	14	2:07.562	13	2:07.785	15	2:08.062	12
10	81 Mertel Motorsport	DEU	<b>Luca Ludwig</b>	DEU	Steven Liquorish	GBR	Ferrari 488 Challenge Evo	PROAM	7	2:06.583	9	2:07.388	10	2:10.129	14	2:10.285	16	2:10.786	15
11	77 EST1 Racing	EST	Indrek Jaaska	EST		EST	Porsche 992 GT3 Cup	AM	4	2:08.562	12	2:09.595	13	2:12.184	14	2:12.617	15	2:13.992	16
12	12 GDL Racing	SMR	Glauco Solieri	ITA		ITA	Porsche 992 GT3 Cup	AM	5	2:08.959	15	2:10.903	16	2:11.643	14	2:11.678	12	2:12.138	13
13	14 Ghinzani Arco Motorsport	ITA	<b>Maurizio Fondi</b>	ITA	Laura Van den Hengel	NLD	Porsche 992 GT3 Cup	AM	6	2:09.946	13	2:10.598	14	2:11.772	12	2:12.216	11	2:13.472	15
14	68 GDL Racing	SMR	Samuele Bosio	ITA		ITA	Porsche 992 GT3 Cup	AM	7	2:10.030	14	2:10.873	13	2:11.016	15	2:12.459	12	2:18.664	9
15	21 Camil Perian / R01 Racing by Varu Nicu	ROU	Camil Perian	ROU	<b>Florin Tincescu</b>	ROU	Porsche 911 GT3 Cup gen 2	AM	8	2:11.888	9	2:12.500	13	2:13.572	15	2:13.609	8	2:13.721	12
16	67 GDL Racing	SMR	Federico Lamperti	ITA	<b>Stefano Borghi</b>	ITA	Porsche 992 GT3 Cup	AM	9	2:12.895	14	2:13.404	13	2:13.758	17	2:14.349	12	2:15.327	11
17	69 Kessel Racing	CHE	<b>Alexandre Bochez</b>	CHE	Mikaël Bochez	CHE	Ferrari 488 Challenge Evo	AM	10	2:13.284	13	2:14.699	9	2:15.143	12	2:15.299	14	2:18.396	10
18	70 GDL Racing	SMR	Roberto Bosio	ITA		ITA	Porsche 911 GT3 Cup gen 2	AM	11	2:15.294	14	2:15.372	12	2:16.082	11	2:17.094	13	2:17.372	15
19	71 GDL Racing	SMR	Jim Michaelian	USA		USA	Porsche 911 GT3 Cup gen 2	AM	12	2:24.231	13	2:27.323	16	2:27.699	10	2:28.438	11	2:28.641	14
20	11 Fabio Fabiani / SP Racing	ITA	<b>Fabio Fabiani</b>	ITA	Stefano Zerbi	ITA	Porsche 911 GT3 Cup gen 2	AM	13	2:39.942	4	3:25.584	2	3:27.648	3	3:36.750	5	4:01.851	6
21	44 Eugenio Pisani / SP Racing	ITA	Eugenio Pisani	ITA	<b>Stefano Zanini</b>	MCO	Porsche 911 GT3 Cup gen 2	PROAM	8	3:25.818	2	3:36.187	3	4:01.965	1	7:11.355	4		
22	55 Q1-trackracing	BEL	Gustavo Condé	BRA	<b>H. Mello</b>	BRA	Porsche 992 GT3 Cup	AM	14	3:26.791	2	3:29.345	3	3:55.340	1				
23	16 Volcano Motorsport	ESP	Evgenii Leonov	MDA		MDA	Porsche 992 GT3 Cup	PROAM*	9	3:27.257	2	3:31.206	3	3:52.714	1				







# Autodromo Nazionale Monza

## GT Cup Europe


### Race - 1

#### Best 5 Top Speeds



Cl	N°	Entrant/Team	Nat	Driver 1	Nat	Driver 2	Nat	Vehicle	Cat	Cl	Top 1		Top 2		Top 3		Top 4		Top 5		Avg
											Km/h	Lap	Km/h	Lap	Km/h	Lap	Km/h	Lap	Km/h	Lap	
1	17	Rossocorsa Racing	ITA	<b>Lorenzo Innocenti</b>	ITA	Andrea Belicchi	ITA	Ferrari 488 Challenge Evo	PROAM	1	<b>237.3</b>	13	214.7	17	214.2	16	210.5	12	208.8	15	217.1
2	54	Q1-trackracing	BEL	Jan Lauryszen	BEL			Porsche 992 GT3 Cup	PROAM	2	<b>234.7</b>	16	228.3	15	222.6	14	220.4	12	219.0	13	225.0
3	47	EST1 Racing	EST	Alex Reimann	EST			Porsche 992 GT3 Cup	PROAM	3	<b>233.7</b>	15	225.4	12	211.3	13	209.7	11	207.2	14	217.5
4	73	Van Straten / Orhès Racing	FRA	Axel Vanstraten	FRA	<b>Remi Vanstraten</b>	FRA	Porsche 992 GT3 Cup	PROAM	4	<b>233.7</b>	11	223.1	15	213.8	13	206.8	14	204.5	10	216.4
5	77	EST1 Racing	EST	Indrek Jaaska	EST			Porsche 992 GT3 Cup	AM	1	<b>233.2</b>	15	225.4	16	225.0	12	222.6	9	222.2	13	225.7
6	69	Kessel Racing	CHE	<b>Alexandre Bochez</b>	CHE	Mikaël Bochez	CHE	Ferrari 488 Challenge Evo	AM	2	<b>231.2</b>	13	230.2	10	216.0	14	212.5	15	207.6	12	219.5
7	52	Q1-trackracing	BEL	<b>Xander Przybylak</b>	BEL	Laurent Vandervelde	BEL	Porsche 992 GT3 Cup	AM	3	<b>226.8</b>	15	225.0	10	219.5	9	219.5	16	215.1	13	221.2
8	68	GDL Racing	SMR	Samuele Bosio	ITA			Porsche 992 GT3 Cup	AM	4	<b>225.4</b>	16	210.9	14	203.7	15	193.5	13	192.1	10	205.1
9	80	Mertel Motorsport	DEU	Iván Velasco	ESP	<b>Jorge Cabezas</b>	ESP	Ferrari 488 Challenge Evo	PROAM	5	<b>224.5</b>	16	224.0	10	222.2	8	221.7	15	217.7	9	222.0
10	21	Camil Perian / R01 Racing by Varu Nicu	ROU	Camil Perian	ROU	<b>Florin Tincescu</b>	ROU	Porsche 911 GT3 Cup gen 2	AM	5	<b>222.2</b>	14	217.7	15	200.7	16	197.8	12	193.2	13	206.3
11	19	Mertel Motorsport	DEU	<b>Stefano Bozzoni</b>	ITA	Fernando Navarrete	ESP	Ferrari 488 Challenge Evo	AM	6	<b>219.9</b>	10	199.6	9	192.8	13	189.4	14	188.8	16	198.1
12	14	Ghinzani Arco Motorsport	ITA	<b>Maurizio Fondi</b>	ITA	Laura Van den Hengel	NLD	Porsche 992 GT3 Cup	AM	7	<b>216.0</b>	15	210.1	14	209.7	11	189.1	13	189.1	17	202.8
13	67	GDL Racing	SMR	Federico Lamperti	ITA	<b>Stefano Borghi</b>	ITA	Porsche 992 GT3 Cup	AM	8	<b>214.7</b>	17	200.7	14	200.0	15	196.7	12	193.2	13	201.0
14	81	Mertel Motorsport	DEU	<b>Luca Ludwig</b>	DEU	Steven Liquorish	GBR	Ferrari 488 Challenge Evo	PROAM	6	<b>214.7</b>	11	214.2	16	207.6	17	205.7	10	204.1	15	209.3
15	57	Q1-trackracing	BEL	Quentin Antonel	FRA	<b>Nicolas Vandierendonck</b>	BEL	Porsche 992 GT3 Cup	AM*	9	<b>214.2</b>	16	211.7	15	204.5	14	201.4	10	200.0	9	206.4
16	78	ZRS Motorsport	ITA	<b>Davide Scannicchio</b>	ITA	Fabio Babini	ITA	Porsche 992 GT3 Cup	PROAM	7	<b>210.1</b>	16	207.6	10	207.6	14	206.8	12	202.6	15	207.0
17	12	GDL Racing	SMR	Glauco Solieri	ITA			Porsche 992 GT3 Cup	AM	10	<b>202.6</b>	16	197.0	14	196.3	15	189.4	17	184.6	9	194.0
18	70	GDL Racing	SMR	Roberto Bosio	ITA			Porsche 911 GT3 Cup gen 2	AM	11	<b>202.2</b>	11	199.2	12	196.3	13	193.8	14	187.8	15	195.9
19	71	GDL Racing	SMR	Jim Michaelian	USA			Porsche 911 GT3 Cup gen 2	AM	12	<b>186.2</b>	10	186.2	13	180.9	11	174.7	12	166.6	17	178.9
20	55	Q1-trackracing	BEL	Gustavo Condé	BRA	<b>H. Mello</b>	BRA	Porsche 992 GT3 Cup	AM	13	<b>136.5</b>	3	106.5	2	84.7	1	63.0	4			97.7
21	11	Fabio Fabiani / SP Racing	ITA	<b>Fabio Fabiani</b>	ITA	Stefano Zerbi	ITA	Porsche 911 GT3 Cup gen 2	AM	14	<b>135.3</b>	3	102.2	4	100.7	2	93.8	1	62.3	5	98.9
22	16	Volcano Motorsport	ESP	Evgenii Leonov	ITA			Porsche 992 GT3 Cup	PROAM*	8	<b>115.0</b>	2	105.2	3	94.2	4	93.7	1			102.0
23	44	Eugenio Pisani / SP Racing	ITA	Eugenio Pisani	ITA	<b>Stefano Zanini</b>	MCO	Porsche 911 GT3 Cup gen 2	PROAM	9	<b>112.9</b>	2	110.9	3	87.9	1	29.0	4			85.2





# Autodromo Nazionale Monza

## GT Cup Europe

### Race - 1


#### Fastest Laps Sequence

Autodromo Nazionale Monza 5.793 m.



Lap	Time of Day	Session Time	Nº Entrant/Team	Nat	Driver 1	Nat	Driver 2	Nat	Vehicle	Cat	Time	Km/h
2	14:53:35.501	7:13.501	80 Mertel Motorsport	DEU	Iván Velasco	ESP	Jorge Cabezas	ESP	Ferrari 488 Challenge Evo	PROAM	3:26.437	101.0
2	14:53:48.623	7:26.623	57 Q1-trackracing	BEL	Quentin Antonel	FRA	Nicolas Vandierendonck	BEL	Porsche 992 GT3 Cup	AM*	3:26.372	101.0
2	14:53:50.271	7:28.271	44 Eugenio Pisani / SP Racing	ITA	Eugenio Pisani	ITA	Stefano Zanini	ITA	Porsche 911 GT3 Cup gen 2	PROAM	3:25.818	101.3
2	14:53:51.205	7:29.205	78 ZRS Motorsport	ITA	Davide Scannicchio	ITA	Fabio Babini	ITA	Porsche 992 GT3 Cup	PROAM	3:25.542	101.4
2	14:54:08.039	7:46.039	81 Mertel Motorsport	DEU	Luca Ludwig	DEU	Steven Liquorish	GBR	Ferrari 488 Challenge Evo	PROAM	3:25.089	101.6
4	14:59:32.796	13:10.796	80 Mertel Motorsport	DEU	Iván Velasco	ESP	Jorge Cabezas	ESP	Ferrari 488 Challenge Evo	PROAM	2:24.395	144.4
8	15:12:40.556	26:18.556	80 Mertel Motorsport	DEU	Iván Velasco	ESP	Jorge Cabezas	ESP	Ferrari 488 Challenge Evo	PROAM	2:08.112	162.7
9	15:14:46.855	28:24.855	80 Mertel Motorsport	DEU	Iván Velasco	ESP	Jorge Cabezas	ESP	Ferrari 488 Challenge Evo	PROAM	2:06.298	165.1
10	15:18:08.995	31:46.995	54 Q1-trackracing	BEL	Jan Laurysen	BEL			Porsche 992 GT3 Cup	PROAM	2:04.921	166.9
11	15:20:13.489	33:51.489	54 Q1-trackracing	BEL	Jan Laurysen	BEL			Porsche 992 GT3 Cup	PROAM	2:04.494	167.5
15	15:28:33.594	42:11.594	54 Q1-trackracing	BEL	Jan Laurysen	BEL			Porsche 992 GT3 Cup	PROAM	2:04.087	168.0





# Autodromo Nazionale Monza

## GT Cup Europe


### Race - 1

#### Event Best Maximum Speed



N°	Entrant/Team	Nat	Driver 1	Nat	Driver 2	Nat	Vehicle	Cat	Km/h	Session
17	Rossocorsa Racing	ITA	Lorenzo Innocenti	ITA	Andrea Belicchi	ITA	Ferrari 488 Challenge Evo	PROAM	277.6	Qualifying - 1 Driver - 1
21	Camil Perian / R01 Racing by Varu Nicu	ROU	Camil Perian	ROU	Florin Tincescu	ROU	Porsche 911 GT3 Cup gen 2	AM	276.9	Qualifying - 1 Driver - 1
11	Fabio Fabiani / SP Racing	ITA	Fabio Fabiani	ITA	Stefano Zerbi	ITA	Porsche 911 GT3 Cup gen 2	AM	276.2	Qualifying - 1 Driver - 1
16	Volcano Motorsport	ESP	Evgenii Leonov	IND			Porsche 992 GT3 Cup	PROAM*	276.2	Qualifying - 1 Driver - 1
80	Mertel Motorsport	DEU	Iván Velasco	ESP	Jorge Cabezas	ESP	Ferrari 488 Challenge Evo	PROAM	274.8	Qualifying - 1 Driver - 1
47	EST1 Racing	EST	Alex Reimann	EST			Porsche 992 GT3 Cup	PROAM	273.4	Qualifying - 1 Driver - 1
78	ZRS Motorsport	ITA	Davide Scannicchio	ITA	Fabio Babini	ITA	Porsche 992 GT3 Cup	PROAM	272.7	Qualifying - 1 Driver - 1
73	Van Straten / Orhès Racing	FRA	Axel Vanstraten	FRA	Remi Vanstraten	FRA	Porsche 992 GT3 Cup	PROAM	272.0	Qualifying - 1 Driver - 1
69	Kessel Racing	CHE	Alexandre Bochez	CHE	Mikaël Bochez	CHE	Ferrari 488 Challenge Evo	AM	271.3	Qualifying - 1 Driver - 1
67	GDL Racing	SMR	Federico Lamperti	ITA	Stefano Borghi	ITA	Porsche 992 GT3 Cup	AM	270.6	Qualifying - 1 Driver - 1
54	Q1-trackracing	BEL	Jan Laurysse	BEL			Porsche 992 GT3 Cup	PROAM	270.6	Qualifying - 1 Driver - 1
52	Q1-trackracing	BEL	Xander Przybylak	BEL	Laurent Vandervelde	BEL	Porsche 992 GT3 Cup	AM	268.6	Qualifying - 1 Driver - 1
12	GDL Racing	SMR	Glauco Solieri	ITA			Porsche 992 GT3 Cup	AM	268.6	Qualifying - 1 Driver - 1
77	EST1 Racing	EST	Indrek Jaaska	EST			Porsche 992 GT3 Cup	AM	268.6	Qualifying - 1 Driver - 1
57	Q1-trackracing	BEL	Quentin Antonel	FRA	Nicolas Vandierendonck	BEL	Porsche 992 GT3 Cup	AM*	267.3	Qualifying - 1 Driver - 1
14	Ghinzani Arco Motorsport	ITA	Maurizio Fondi	ITA	Laura Van den Hengel	NLD	Porsche 992 GT3 Cup	AM	264.0	Free Practice - 2
55	Q1-trackracing	BEL	Gustavo Condé	BRA	H. Mello	BRA	Porsche 992 GT3 Cup	AM	262.1	Qualifying - 1 Driver - 1
68	GDL Racing	SMR	Samuele Bosio	ITA			Porsche 992 GT3 Cup	AM	257.7	Qualifying - 1 Driver - 1
44	Eugenio Pisani / SP Racing	ITA	Eugenio Pisani	ITA	Stefano Zanini	MCO	Porsche 911 GT3 Cup gen 2	PROAM	256.5	Qualifying - 1 Driver - 1
19	Mertel Motorsport	DEU	Stefano Bozzoni	ITA	Fernando Navarrete	ESP	Ferrari 488 Challenge Evo	AM	238.9	Qualifying - 1 Driver - 1
81	Mertel Motorsport	DEU	Luca Ludwig	DEU	Steven Liquorish	GBR	Ferrari 488 Challenge Evo	PROAM	238.4	Free Practice - 2
71	GDL Racing	SMR	Jim Michaelian	USA			Porsche 911 GT3 Cup gen 2	AM	234.7	Free Practice - 2
70	GDL Racing	SMR	Roberto Bosio	ITA			Porsche 911 GT3 Cup gen 2	AM	224.0	Qualifying - 1 Driver - 1





Autodromo Nazionale Monza

GT Cup Europe

Race - 1

Lap Chart




LAP

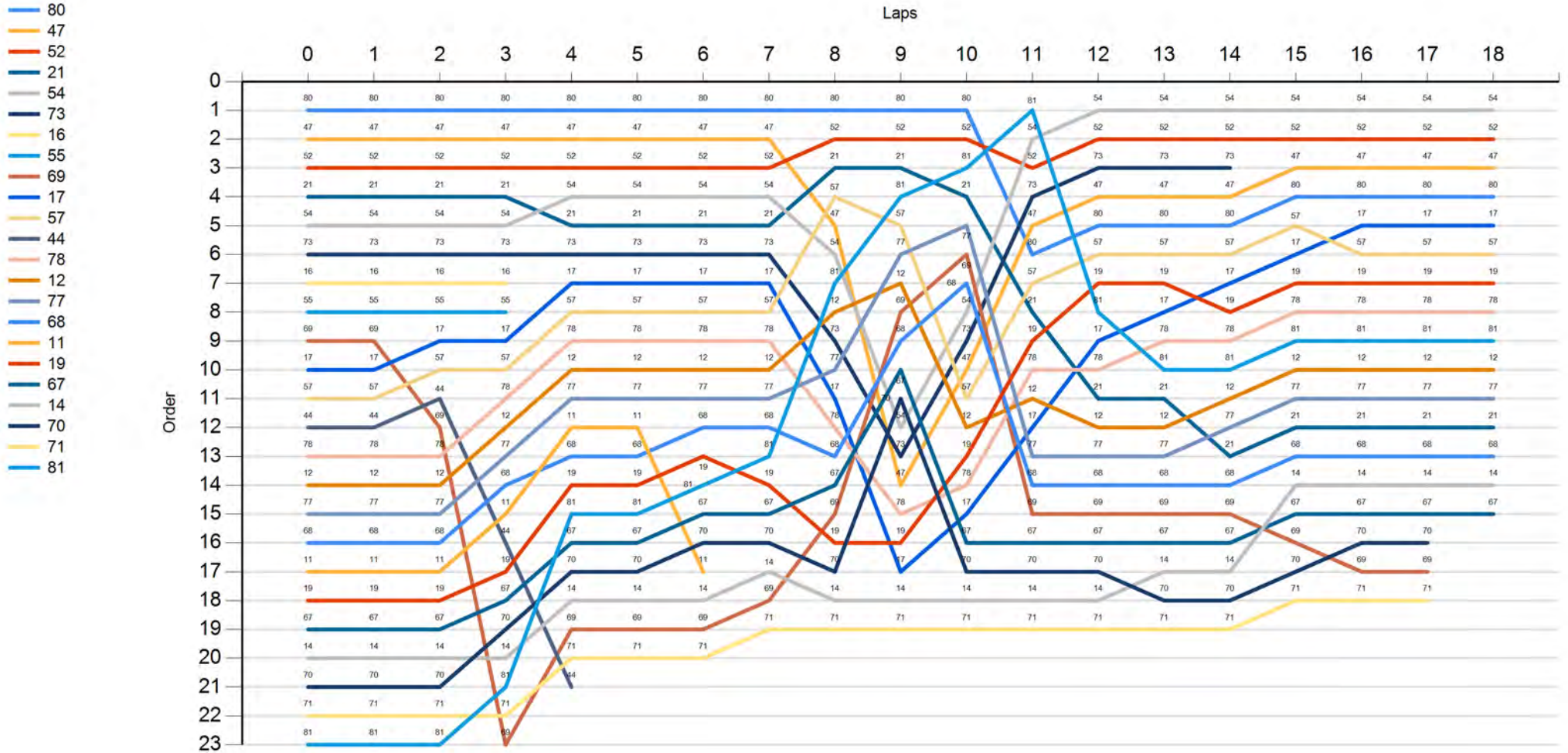
Nr	Po	Grid	1	2	3	4	5	6	7	8	9	10	11	12	13	14	15	16	17	18
80	1	80	80	80	80	80	80	80	80	80	80	80	81	54	54	54	54	54	54	54
47	2	47	47	47	47	47	47	47	47	52	52	52	54	52	52	52	52	52	52	52
52	3	52	52	52	52	52	52	52	52	21	21	81	52	73	73	73	47	47	47	47
21	4	21	21	21	54	54	54	54	54	57	81	21	73	47	47	47	80	80	80	80
54	5	54	54	54	54	21	21	21	21	47	57	77	47	80	80	80	57	17	17	17
73	6	73	73	73	73	73	73	73	73	54	77	69	80	57	57	57	17	57	57	57
16	7	16	16	16	16	17	17	17	17	81	12	68	57	19	19	17	19	19	19	19
55	8	55	55	55	55	57	57	57	57	12	69	54	21	81	17	19	78	78	78	78
69	9	69	69	17	17	78	78	78	78	73	68	73	19	17	78	78	81	81	81	81
17	10	17	17	57	57	12	12	12	12	77	67	47	78	78	81	81	12	12	12	12
57	11	57	57	44	78	77	77	77	77	17	70	57	12	21	21	12	77	77	77	77
44	12	44	44	69	12	11	11	68	68	78	54	12	17	12	12	77	21	21	21	21
78	13	78	78	78	77	68	68	19	81	68	73	19	77	77	77	21	68	68	68	68
12	14	12	12	12	68	19	19	81	19	67	47	78	68	68	68	68	14	14	14	14
77	15	77	77	77	11	81	81	67	67	69	78	17	69	69	69	69	67	67	67	67
68	16	68	68	68	44	67	67	70	70	19	19	67	67	67	67	67	69	70	70	70
11	17	11	11	11	19	70	70	11	14	70	17	70	70	14	14	70	69	69	69	69
19	18	19	19	19	67	14	14	14	69	14	14	14	14	14	70	70	71	71	71	71
67	19	67	67	67	70	69	69	69	71	71	71	71	71	71	71	71	71	71	71	71
14	20	14	14	14	14	71	71	71	71	71	71	71	71	71	71	71	71	71	71	71
70	21	70	70	70	81	44	44	44	44	44	44	44	44	44	44	44	44	44	44	44
71	22	71	71	71	71	71	71	71	71	71	71	71	71	71	71	71	71	71	71	71
81	23	81	81	81	69	69	69	69	69	69	69	69	69	69	69	69	69	69	69	69







Autodromo Nazionale Monza  
 GT Cup Europe  
 Race - 1  
 Graphic Lap Chart







# Autodromo Nazionale Monza

## GT Cup Europe

### Race - 1


#### Pit Stop Analysis



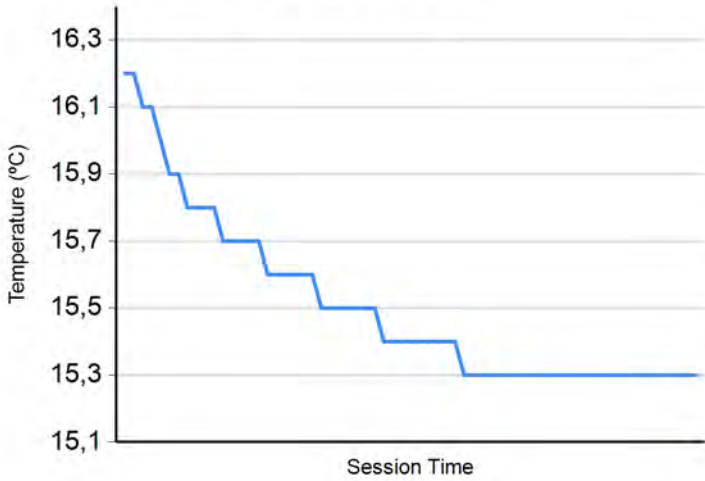
Ord	Nr.	In Day Time	Entrant/Team	Nat	Driver 1	Nat	Driver 2	Nat	Vehicle	Cat	In Time	Stop N°	Pit Time	Handicap	Diff.
1	47	15:12:45.496	EST1 Racing		Alex Reimann				Porsche 992 GT3 Cup	PROA	26:23.007	1	1:29.333	1:20	
2	54	15:12:46.404	Q1-trackracing		Jan Lauryssen				Porsche 992 GT3 Cup	PROA	26:23.915	1	1:13.201	1:10	
3	73	15:12:53.241	Van Straten / Orhès Racing		Axel Vanstraten		<b>Remi Vanstraten</b>		Porsche 992 GT3 Cup	PROA	26:30.752	1	1:13.499	1:10	
4	17	15:12:58.984	Rossocorsa Racing		<b>Lorenzo Innocenti</b>		Andrea Belicchi		Ferrari 488 Challenge Evo	PROA	26:36.495	1	1:30.048	1:30	
5	78	15:13:00.863	ZRS Motorsport		<b>Davide Scannicchio</b>		Fabio Babini		Porsche 992 GT3 Cup	PROA	26:38.374	1	1:22.414	1:20	
6	19	15:13:09.624	Mertel Motorsport		<b>Stefano Bozzoni</b>		Fernando Navarrete		Ferrari 488 Challenge Evo	AM	26:47.135	1	1:16.580	1:15	
7	14	15:13:18.964	Ghinzani Arco Motorsport		<b>Maurizio Fondi</b>		Laura Van den Hengel		Porsche 992 GT3 Cup	AM	26:56.475	1	1:38.547	1:10	
8	71	15:13:42.594	GDL Racing		Jim Michaelian				Porsche 911 GT3 Cup gen 2	AM	27:20.105	1	1:25.748	1:10	
9	57	15:15:02.244	Q1-trackracing		Quentin Antonel		<b>Nicolas Vandierendonck</b>		Porsche 992 GT3 Cup	AM*	28:39.755	1	1:26.495	1:25	
10	12	15:15:12.736	GDL Racing		Glauco Solieri				Porsche 992 GT3 Cup	AM	28:50.247	1	1:12.630	1:10	
11	67	15:15:28.679	GDL Racing		Federico Lamperti		<b>Stefano Borghi</b>		Porsche 992 GT3 Cup	AM	29:06.190	1	1:35.629	1:10	
12	70	15:15:39.251	GDL Racing		Roberto Bosio				Porsche 911 GT3 Cup gen 2	AM	29:16.762	1	1:27.246	1:10	
13	80	15:16:55.195	Mertel Motorsport		Iván Velasco		<b>Jorge Cabezas</b>		Ferrari 488 Challenge Evo	PROA	30:32.706	1	1:41.055	1:30	
14	52	15:16:56.551	Q1-trackracing		<b>Xander Przybylak</b>		Laurent Vandervelde		Porsche 992 GT3 Cup	AM	30:34.062	1	1:20.224	1:20	
15	21	15:17:13.099	Camil Perian / R01 Racing by Va		Camil Perian		<b>Florin Tincescu</b>		Porsche 911 GT3 Cup gen 2	AM	30:50.610	1	1:12.406	1:10	
16	77	15:17:28.216	EST1 Racing		Indrek Jaaska				Porsche 992 GT3 Cup	AM	31:05.727	1	1:12.701	1:10	
17	69	15:17:37.949	Kessel Racing		<b>Alexandre Bochez</b>		Mikaël Bochez		Ferrari 488 Challenge Evo	AM	31:15.460	2	1:24.292	1:15	
18	68	15:17:44.662	GDL Racing		Samuele Bosio				Porsche 992 GT3 Cup	AM	31:22.173	1	1:14.924	1:10	
19	81	15:19:17.055	Mertel Motorsport		<b>Luca Ludwig</b>		Steven Liquorish		Ferrari 488 Challenge Evo	PROA	32:54.566	1	1:18.092	1:10	
20	69	15:30:31.384	Kessel Racing		<b>Alexandre Bochez</b>		Mikaël Bochez		Ferrari 488 Challenge Evo	AM	44:08.895	3	55.836	1:15	-19.164

\* timing tolerance of 0.3%

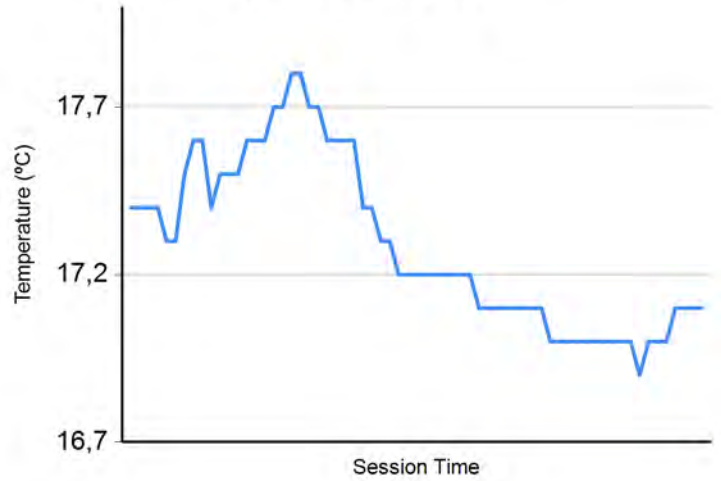




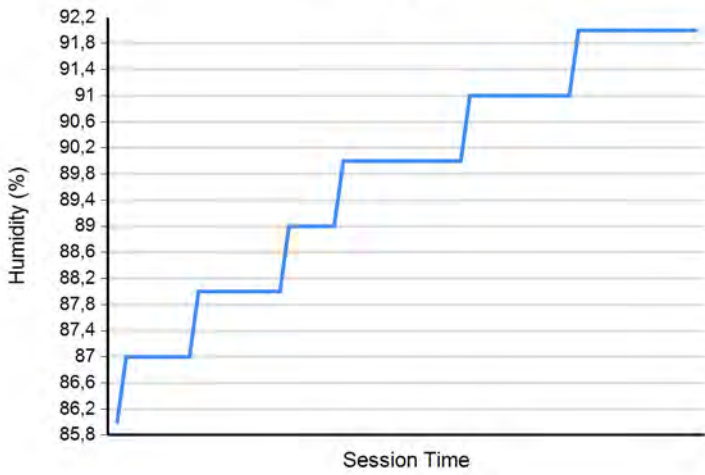
**Air Temperature**



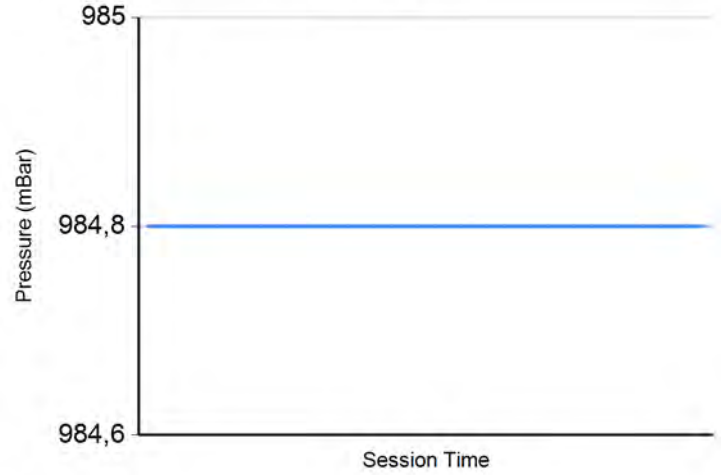
**Track Temperature**



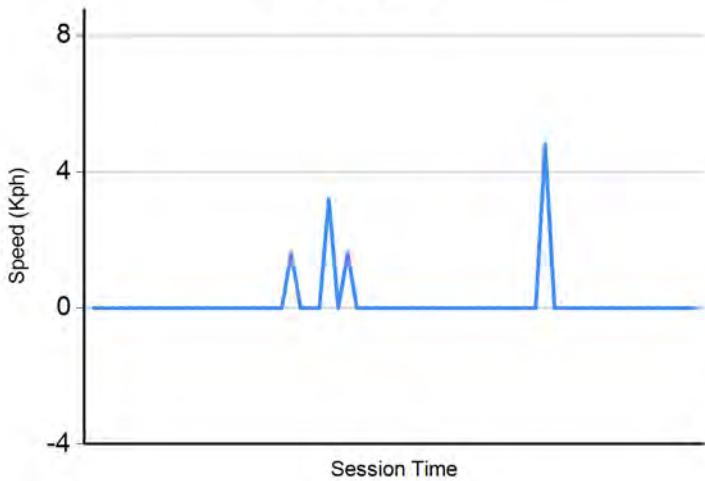
**Humidity**



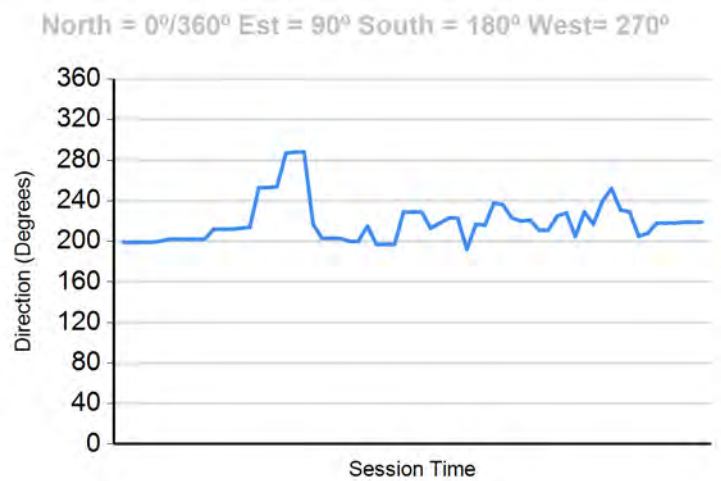
**Pressure**



**Wind Speed**



**Wind direction**





# Autodromo Nazionale Monza

## GT Cup Europe

### Race - 1

#### Final Results



Autodromo Nazionale Monza 5.793 m.

Cls	N°	Entrant/Team	Nat	Driver 1	Nat	Driver 2	Nat	Vehicle	Cat	Cl	Laps	Total Time	Gap	Interval	Km/h	Best	Time	Km/h
1	54	Q1-trackracing	BEL	Jan Lauryssen	BEL			Porsche 992 GT3 Cup	PROAM	1	18	51:15.210			122.0	15	2:04.087	168.0
2	52	Q1-trackracing	BEL	<u>Xander Przybylak</u>	BEL	Laurent Vandervelde	BEL	Porsche 992 GT3 Cup	AM	1	18	51:16.167	0.957	0.957	122.0	9	2:06.305	165.1
3	80	Mertel Motorsport	DEU	Iván Velasco	ESP	<u>Jorge Cabezas</u>	ESP	Ferrari 488 Challenge Evo	PROAM	2	18	51:16.720	1.510	0.553	122.0	15	2:05.096	166.7
4	17	Rossocorsa Racing	ITA	<u>Lorenzo Innocenti</u>	ITA	Andrea Belicchi	ITA	Ferrari 488 Challenge Evo	PROAM	3	18	51:16.998	1.788	0.278	121.9	13	2:04.952	166.9
5	57	Q1-trackracing	BEL	Quentin Antonel	FRA	<u>Nicolas Vandierendonck</u>	BEL	Porsche 992 GT3 Cup	AM*	2	18	51:17.097	1.887	0.099	121.9	15	2:06.083	165.4
6	19	Mertel Motorsport	DEU	<u>Stefano Bozzoni</u>	ITA	Fernando Navarrete	ESP	Ferrari 488 Challenge Evo	AM	3	18	51:17.825	2.615	0.728	121.9	10	2:06.185	165.2
7	78	ZRS Motorsport	ITA	<u>Davide Scannicchio</u>	ITA	Fabio Babini	ITA	Porsche 992 GT3 Cup	PROAM	4	18	51:18.052	2.842	0.227	121.9	14	2:06.228	165.2
8	12	GDL Racing	SMR	Glauco Solieri	ITA			Porsche 992 GT3 Cup	AM	4	18	51:23.945	8.735	5.893	121.7	15	2:08.959	161.7
9	77	EST1 Racing	EST	Indrek Jaaska	EST			Porsche 992 GT3 Cup	AM	5	18	51:24.739	9.529	0.794	121.6	12	2:08.562	162.2
10	21	Camil Perian / R01 Racing by Varu Nicu	ROU	Camil Perian	ROU	<u>Florin Tincescu</u>	ROU	Porsche 911 GT3 Cup gen 2	AM	6	18	51:25.760	10.550	1.021	121.6	9	2:11.888	158.1
11	81 *	Mertel Motorsport	DEU	<u>Luca Ludwig</u>	DEU	Steven Liquorish	GBR	Ferrari 488 Challenge Evo	PROAM	5	18	51:26.333	11.123	0.573	121.6	9	2:06.583	164.7
12	68	GDL Racing	SMR	Samuele Bosio	ITA			Porsche 992 GT3 Cup	AM	7	18	51:29.079	13.869	2.746	121.5	14	2:10.030	160.3
13	14	Ghinzani Arco Motorsport	ITA	<u>Maurizio Fondi</u>	ITA	Laura Van den Hengel	NLD	Porsche 992 GT3 Cup	AM	8	18	51:30.541	15.331	1.462	121.4	13	2:09.946	160.4
14	67	GDL Racing	SMR	Federico Lamperti	ITA	<u>Stefano Borghi</u>	ITA	Porsche 992 GT3 Cup	AM	9	18	51:31.297	16.087	0.756	121.4	14	2:12.895	156.9
15	47 *	EST1 Racing	EST	Alex Reimann	EST			Porsche 992 GT3 Cup	PROAM	6	18	51:36.451	21.241	5.154	121.2	13	2:04.534	167.4
16	70 *	GDL Racing	SMR	Roberto Bosio	ITA			Porsche 911 GT3 Cup gen 2	AM	10	17	51:20.708	1 Lap	1 Lap	115.0	14	2:15.294	154.1
17	71	GDL Racing	SMR	Jim Michaelian	USA			Porsche 911 GT3 Cup gen 2	AM	11	17	51:29.880	1 Lap	9.172	114.7	13	2:24.231	144.5
18	69 *	Kessel Racing	CHE	<u>Alexandre Bochez</u>	CHE	Mikaël Bochez	CHE	Ferrari 488 Challenge Evo	AM	12	17	51:41.071	1 Lap	11.191	114.3	13	2:13.284	156.4
19	73	Van Straten / Orhès Racing	FRA	Axel Vanstraten	FRA	<u>Remi Vanstraten</u>	FRA	Porsche 992 GT3 Cup	PROAM	7	14	40:25.878	4 Laps	3 Laps	120.3	14	2:06.047	165.4

Not classified: (Requirements: 75% of number laps of leader = 14 Laps)

11	Fabio Fabiani / SP Racing	ITA	<u>Fabio Fabiani</u>	ITA	Stefano Zerbi	ITA	Porsche 911 GT3 Cup gen 2	AM	13	6	21:20.791	12 Laps	8 Laps	97.6	4	2:39.942	130.3
44	Eugenio Pisani / SP Racing	ITA	Eugenio Pisani	ITA	<u>Stefano Zanini</u>	ITA	Porsche 911 GT3 Cup gen 2	PROAM	8	4	18:15.325	14 Laps	2 Laps	76.1	2	3:25.818	101.3
16	Volcano Motorsport	ESP	Evgenii Leonov	MDA			Porsche 992 GT3 Cup	PROAM*	9	3	10:51.177	15 Laps	1 Lap	96.0	2	3:27.257	100.6
55	Q1-trackracing	BEL	Gustavo Condé	BRA	<u>H. Mello</u>	BRA	Porsche 992 GT3 Cup	AM	14	3	10:51.476	15 Laps	0.299	96.0	2	3:26.791	100.8

Fastest lap Jan Lauryssen in 2:04.087 at 168.0 Km/h in lap 15

PROAM	54	Q1-trackracing	BEL	Jan Lauryssen	BEL			Porsche 992 GT3 Cup	15	2:04.087	168.0
AM	57	Q1-trackracing	BEL	Quentin Antonel	FRA	Nicolas Vandierendonck	BEL	Porsche 992 GT3 Cup	15	2:06.083	165.4

#### \* PENALTIES

CAR #70 - 5 SECONDS TIME PENALTY ADDED TO RACE TIME - OVERTAKING BEFORE THE LINE AT RESTART

CAR #81 - 5 SECONDS TIME PENALTY ADDED TO RACE TIME - OVERTAKING CAR 19 BEFORE THE LINE AT SC RESTART

CAR #69 - DRIVE THROUGH CONVERTED TO 20 SECONDS TIME PENALTY ADDED TO RACE TIME - EXITING PIT LANE WITH RED LIGHTS

CAR #47 - DRIVE THROUGH CONVERTED TO 20 SECONDS TIME PENALTY ADDED TO RACE TIME - STEWARDS' DECISION NUMBER 10

Published at:.....

Track Temp: 17.1 °C Air Temp: 15.3 °C Humidity: 92 % Track Status: WET

Stewards:

Timekeeper:

Luis Garcia

JOB-1605-ESP/M





**Championship Classification**



Cls	Name	Nat	Net Pts	Pts	Portimao		SPA-Francorchamps	Paul Ricard		Monza		Barcelona	
					R1	R2	R	R1	R2	R1	R2	R1	R2
1	Iván Velasco		75	75	15	15	20	5	10	10			
	Jorge Cabezas		75	75	15	15	20	5	10	10			
2	Laurent Vandervelde		59	59	12	2	24	6	3	12			
	Xander Przybylak		59	59	12	2	24	6	3	12			
3	Evgenii Leonov		48	48	6	12	30						
4	Fabio Babini		36	36	10			10	12	4			
	Davide Scannicchio		36	36	10			10	12	4			
5	Andrea Belicchi		35	35				12	15	8			
	Lorenzo Innocenti		35	35				12	15	8			
6	Nicolas Vandierendonck		35	35	5	8	2	8	6	6			
7	Alex Reimann		33	33			10	15	8				
8	Adam Christodolou		30	30			30						
9	Alexandre Bochez		25	25	4	5	16						
	Mikaël Bochez		25	25	4	5	16						
10	Stefano Zanini		22	22	8	10			4				
	Eugenio Pisani		22	22	8	10			4				
11	Quentin Antonel		20	20				8	6	6			
12	Glauco Solieri		17	17		6	8			3			
13	Stefano Borghi		16	16			12	2	2				
14	Gianluca De Lorenzi		16	16			12	2	2				
15	Jan Laurysen		15	15						15			
16	Fidel Castillo		15	15	5	8	2						
17	Fernando Navarrete		12	12	2				5	5			
	Stefano Bozzoni		12	12	2				5	5			
18	Jori Ala-Jyrä		11	11		1	10						
19	Florin Tincescu		9	9	1	3		4		1			
20	Samuele Bosio		8	8			8						
21	Paulo Pinheiro		7	7	3	4							
	Pedro Marreiros		7	7	3	4							
22	Stefano Zerbi		6	6			6						
	Fabio Fabiani		6	6			6						
23	Camil Perian		5	5	1	3				1			
24	Maurizio Fondi		4	4			4						
25	Roberto Bosio		4	4			4						
26	Luca Ludwig		3	3				3					
	Steven Liquorish		3	3				3					
27	Indrek Jaaska		3	3		1				2			
28	Gustavo Condé		2	2				1	1				
29	H. Mello		2	2				1	1				
30	Gustavo Conde		0	0									
31	David Perel		0	0									





### Championship Classification



Cls	Name	Nat	Net		Portimao		SPA-Francorchamps	Paul Ricard		Monza		Barcelona	
			Pts	Pts	R1	R2	R	R1	R2	R1	R2	R1	R2
	Stephen Earle		0	0									
32	Julien Darras		0	0									
	Jayan Fazal-Karim		0	0									
33	Laura Van den Hengel		0	0									
34	Federico Lamperti		0	0									
35	Jim Michaelian		0	0									
36	José García		0	0									
	Carlo Scholl		0	0									
37	Axel Vanstraaen		0	0									
	Remi Vanstraaen		0	0									
38	Lorenzo Ferdinando Innocenti		0	0									
39	Mario Cordoni		0	0									
40	Remi Van Straaten		0	0									
	Axel Van Straaten		0	0									
41	Axel Saringen		0	0									
42	Enrico Fulgenzi		0	0									
	Shintaro Akatsu		0	0									
43	Roberto Fecchio		0	0									
	Juuso Puhakka		0	0									





**Championship AM Classification**



Cls	Name	Nat	Net Pts	Pts	Portimao		SPA-Francorchamps	Paul Ricard		Monza		Barcelona	
					R1	R2	R	R1	R2	R1	R2	R1	R2
1	Laurent Vandervelde		42	42	8	2	16	4	4	8			
	Xander Przybylak		42	42	8	2	16	4	4	8			
2	Mikaël Bochez		25	25	6	6	12		1				
	Alexandre Bochez		25	25	6	6	12		1				
3	Nicolas Vandierendonck		20	20				6	8	6			
	Quentin Antonel		20	20				6	8	6			
4	Glauco Solieri		16	16	1	8	4			3			
5	Alex Reimann		14	14			6	8					
6	Fernando Navarrete		13	13	3				6	4			
	Stefano Bozzoni		13	13	3				6	4			
7	Stefano Borghi		13	13			8	2	3				
8	Gianluca De Lorenzi		13	13			8	2	3				
9	Florin Tincescu		9	9	2	3		3		1			
10	Paulo Pinheiro		8	8	4	4							
	Pedro Marreiros		8	8	4	4							
11	Jori Ala-Jyrä		7	7		1	6						
12	Camil Perian		6	6	2	3				1			
13	Samuele Bosio		4	4			4						
14	Indrek Jaaska		3	3		1				2			
15	Gustavo Condé		3	3				1	2				
	H. Mello		3	3				1	2				
16	Fabio Fabiani		2	2			2						
	Stefano Zerbi		2	2			2						
17	Maurizio Fondi		0	0									
18	Roberto Bosio		0	0									
19	Laura Van den Hengel		0	0									
20	Federico Lamperti		0	0									
21	Jim Michaelian		0	0									
22	Mario Cordoni		0	0									


























### Championship TROPHY Classification



Cls	Name	Nat	Net		Portimao		SPA-Francorchamps	Paul Ricard		Monza		Barcelona	
			Pts	Pts	R1	R2	R	R1	R2	R1	R2	R1	R2
1	Jayan Fazal-Karim		14	14	3	3		4	4				
	Julien Darras		14	14	3	3		4	4				
2	Gustavo Conde		8	8	4	4							
	H. Mello		8	8	4	4							
3	José García		6	6				3	3				
	Carlo Scholl		6	6				3	3				



### Championship Teams' Classification

Cls	Team	Nat	Net Pts	Pts	 <u>Portimao</u>		 <u>SPA-Francorchamps</u>	 <u>Paul Ricard</u>		 <u>Monza</u>		 <u>Barcelona</u>	
					R1	R2	R	R1	R2	R1	R2	R1	R2
1	Q1-trackracing		43	43	7	3	12	5	2	14			
2	Mertel Motorsport		35	35	8	8	8	1	5	5			
3	Volcano Motorsport		24	24	2	6	16						
4	Rossocorsa Racing		17	17				6	8	3			
5	ZRS Motorsport		14	14	4			4	6				
6	EST1 Racing		13	13			2	8	3				
7	Kessel Racing		7	7		1	6						
8	Eugenio Pisani / SP Racing		7	7	3	4							
9	GDL Racing		4	4			4						
10	Ghinzani Arco Motorsport		2	2		2							
11	Fabio Fabiani / SP Racing		0	0									
	Camil Perian / R01 Racing by Varu Nicu		0	0									
	Van Straten / Orhès Racing		0	0									
12	Axel Van Straaten / Orhès Racing		0	0									
	Street-Art Racing		0	0									
	Paulo Pinheiro		0	0									
	Enrico Fulgenzi Racing / Enrico Fulgenzi		0	0									
	Lionspeed GP		0	0									



### Drivers Statistics

Cls	Nº	Name	Nat	Net Points	Points	First Positions	Seconds Positions	Thirds Positions	Race Fastest Laps	Pole Positions	Laps in first place	Km. covered in Race	Km. covered in Practice
1	80	Iván Velasco		75	75	2		3		1		958.433	1285.488
	80	Jorge Cabezas		75	75	2		3		1		958.433	1285.488
2	52	Laurent Vandervelde		59	59		3					958.433	1325.251
	52	Xander Przybylak		59	59		3					958.433	1325.251
3	16	Evgenii Leonov		48	48	1	1			1		871.538	1190.092
4	78	Fabio Babini		36	36		1	2	4			554.699	928.759
	78	Davide Scannicchio		36	36		1	2	4			554.699	928.759
5	17	Andrea Belicchi		35	35	1	1			1		354.620	627.326
	17	Lorenzo Innocenti		35	35	1	1			1		354.620	312.938
6	57	Nicolas Vandierendonck		35	35							916.409	1271.984
7	47	Alex Reimann		33	33							704.820	887.086
8	116	Adam Christodolou		30	30	1				1		357.204	280.160
9	69	Alexandre Bochez		25	25							939.814	1398.586
	69	Mikaël Bochez		25	25							939.814	1398.586
10	44	Stefano Zanini		22	22			1		1		677.761	1211.490
	44	Eugenio Pisani		22	22			1		1		677.761	1211.490
11	57	Quentin Antonel		20	20							354.620	575.160
12	12	Glauco Solieri		17	17							696.430	956.440
13	67	Stefano Borghi		16	16							890.940	1052.290
14	67	Gianluca De Lorenzi		16	16							786.666	901.672
15	54	Jan Laurysen		15	15	1			1			104.274	243.306
16	57	Fidel Castillo		15	15							561.789	696.824
17	19	Fernando Navarrete		12	12				1	1		741.750	1035.575
	19	Stefano Bozzoni		12	12				1	1		741.750	1035.575
18	77	Jori Ala-Jyrä		11	11							837.849	1170.714
19	21	Florin Tincescu		9	9							603.580	1334.799
20	68	Samuele Bosio		8	8							466.118	838.117
21	45	Paulo Pinheiro		7	7							246.609	348.975
	45	Pedro Marreiros		7	7							246.609	348.975
22	11	Stefano Zerbi		6	6							796.941	1277.615
	11	Fabio Fabiani		6	6							796.941	1277.615
23	21	Camil Perian		5	5							353.234	1247.469
24	14	Maurizio Fondi		4	4							684.990	1002.887
25	70	Roberto Bosio		4	4							673.375	741.970
26	81	Luca Ludwig		3	3							554.278	819.148
	81	Steven Liquorish		3	3							337.154	545.992
27	77	Indrek Jaaska		3	3							591.923	1159.879
28	55	Gustavo Condé		2	2							267.725	610.092
29	55	H. Mello		2	2							505.028	926.496



### Drivers Statistics

Cls	Nº	Name	Nat	Net Points	Points	First Positions	Seconds Positions	Thirds Positions	Race Fastest Laps	Pole Positions	Laps in first place	Km. covered in Race	Km. covered in Practice
30	43	Gustavo Conde		0	0							237.303	316.404
31	111	David Perel		0	0					1		218.691	237.303
	111	Stephen Earle		0	0					1		218.691	237.303
32	1007	Julien Darras		0	0							476.005	664.509
	1007	Jayan Fazal-Karim		0	0							476.005	664.509
33	14	Laura Van den Hengel		0	0							348.798	673.699
34	67	Federico Lamperti		0	0							104.274	150.618
35	71	Jim Michaelian		0	0							98.481	278.064
36	99	José García		0	0							238.702	261.990
	99	Carlo Scholl		0	0							238.702	261.990
37	73	Axel Vanstraaaten		0	0							81.102	295.443
	73	Remi Vanstraaaten		0	0							81.102	295.443
38	17	Lorenzo Ferdinando Innocenti		0	0								314.388
39	65	Mario Cordoni		0	0								151.372
40	73	Remi Van Straaten		0	0							175.100	350.200
	73	Axel Van Straaten		0	0							175.100	350.200
41	81	Axel Sartingen		0	0							217.124	273.156
42	90	Enrico Fulgenzi		0	0					1		7.004	315.180
	90	Shintaro Akatsu		0	0					1		7.004	315.180
43	166	Roberto Fecchio		0	0							70.040	357.204
	166	Juuso Puhakka		0	0							70.040	357.204





**Drivers Performance**




Cls	Name	Nat	Net Pts	Pts	Portimao		SPA-Francorchamps	Paul Ricard		Monza		Barcelona	
					R1	R2	R	R1	R2	R1	R2	R1	R2
1	Iván Velasco		75	75	2 - 1	3 - 1	4 - 3	2 - 6	3 - 3	1 - 3			
	Jorge Cabezas		75	75	2 - 1	3 - 1	4 - 3	2 - 6	3 - 3	1 - 3			
2	Laurent Vandervelde		59	59	10 - 2	5 - 9	5 - 2	6 - 5	11 - 8	3 - 2			
	Xander Przybylak		59	59	10 - 2	5 - 9	5 - 2	6 - 5	11 - 8	3 - 2			
3	Evgenii Leonov		48	48	5 - 5	4 - 2	6 - 1	8 - 11	6 - 13	7 - NC			
4	Fabio Babini		36	36	6 - 3	2 - NC	NP - NP	14 - 3	2 - 2	13 - 7			
	Davide Scannicchio		36	36	6 - 3	2 - NC	NP - NP	14 - 3	2 - 2	13 - 7			
5	Andrea Belicchi		35	35	NP -	NP -	NP -	7 - 2	1 - 1	10 - 4			
	Lorenzo Innocenti		35	35	NP - NP	NP - NP	NP - NP	NP - 2	1 - 1	10 - 4			
6	Nicolas Vandierendonck		35	35	NP - 6	NP - 4	NP - 10	NP - NP	NP - NP	NP - NP			
7	Alex Reimann		33	33	NP - NP	NP - NP	NP - NP	NP - NP	NP - NP	NP - NP			
8	Adam Christodolou		30	30	NP -	NP -	6 - 1	NP - NP	NP - NP	NP - NP			
9	Alexandre Bochez		25	25	8 - 7	8 - 6	8 - 4	5 - 15	10 - 11	9 - 18			
	Mikaël Bochez		25	25	8 - 7	8 - 6	8 - 4	5 - 15	10 - 11	9 - 18			
10	Stefano Zanini		22	22	1 - 4	9 - 3	13 - NC	10 - 20	9 - 7	12 - NC			
	Eugenio Pisani		22	22	1 - 4	9 - 3	13 - NC	10 - 20	9 - 7	12 - NC			
11	Quentin Antonel		20	20	NP -	NP -	NP -	9 - 4	4 - 5	11 - 5			
12	Glauco Solieri		17	17	14 - 11	11 - 5	11 - 7	NP - NP	NP - NP	14 - 8			
13	Stefano Borghi		16	16	4 - NC	10 - 15	14 - 5	16 - 9	5 - 9	19 - 14			
14	Gianluca De Lorenzi		16	16	4 - NC	10 - 15	14 - 5	16 - 9	5 - 9	NP - NP			
15	Jan Laurysen		15	15	NP -	NP -	NP -	NP -	NP -	5 - 1			
16	Fidel Castillo		15	15	13 - 6	6 - 4	10 - 10	NP - NP	NP - NP	NP - NP			
17	Fernando Navarrete		12	12	3 - 9	NP - NP	2 - NC	1 - 12	16 - 6	16 - 6			
	Stefano Bozzoni		12	12	3 - 9	NP - NP	2 - NC	1 - 12	16 - 6	16 - 6			
18	Jori Ala-Jyrä		11	11	9 - 13	12 - 10	7 - 6	15 - 13	17 - 14	NP - NP			
19	Florin Tincescu		9	9	12 - 10	13 - 8	12 - NC	11 - 7	13 - 12	4 - 10			
20	Samuele Bosio		8	8	NP -	NP -	11 - 7	12 - NP	21 - NC	17 - 12			
21	Paulo Pinheiro		7	7	7 - 8	7 - 7	NP - NP	NP - NP	NP - NP	NP - NP			
	Pedro Marreiros		7	7	7 - 8	7 - 7	NP - NP	NP - NP	NP - NP	NP - NP			
22	Stefano Zerbi		6	6	11 - NC	14 - 11	16 - 8	18 - 14	14 - 16	18 - NC			
	Fabio Fabiani		6	6	11 - NC	14 - 11	16 - 8	18 - 14	14 - 16	18 - NC			
23	Camil Perian		5	5	12 - 10	13 - 8	12 - NC	NP - NP	NP - NP	4 - 10			
24	Maurizio Fondi		4	4	NP -	NP -	17 - 9	20 - 17	15 - 15	20 - 13			
25	Roberto Bosio		4	4	NP -	NP -	17 - 9	21 - 16	18 - 18	21 - 16			
26	Luca Ludwig		3	3	NP -	NP -	3 - NC	3 - 8	12 - 20	23 - 11			
	Steven Liquorish		3	3	NP -	NP -	NP -	3 - 8	12 - 20	23 - 11			
27	Indrek Jaaska		3	3	9 - 13	12 - 10	NP - NP	15 - 13	17 - 14	15 - 9			
28	Gustavo Condé		2	2	NP -	NP -	NP -	17 - 10	7 - 10	8 - NC			
29	H. Mello		2	2	NP - 14	NP - 12	NP - NP	NP - NP	NP - NP	NP - NP			
30	Gustavo Conde		0	0	17 - 14	16 - 12	NP - NP	NP - NP	NP - NP	NP - NP			
31	David Perel		0	0	15 - 12	1 - 14	NP - NP	NP - NP	NP - NP	NP - NP			



### Drivers Performance



Cls	Name	Nat	Net Pts	Pts	Portimao		SPA-Francorchamps	Paul Ricard		Monza		Barcelona	
					R1	R2	R	R1	R2	R1	R2	R1	R2
	Stephen Earle		0	0	15 - 12	1 - 14	NP - NP	NP - NP	NP - NP	NP - NP			
32	Julien Darras		0	0	16 - 15	15 - 13	NP - NP	19 - 18	19 - 17	NP - NP			
	Jayan Fazal-Karim		0	0	16 - 15	15 - 13	NP - NP	19 - 18	19 - 17	NP - NP			
33	Laura Van den Hengel		0	0	NP -	NP -	NP -	20 - 17	15 - 15	20 - 13			
34	Federico Lamperti		0	0	NP -	NP -	NP -	NP -	NP -	19 - 14			
35	Jim Michaelian		0	0	NP -	NP -	NP -	NP -	NP -	22 - 17			
36	José García		0	0	NP -	NP -	NP -	22 - 19	20 - 19	NP - NP			
	Carlo Scholl		0	0	NP -	NP -	NP -	22 - 19	20 - 19	NP - NP			
37	Axel Vanstraaen		0	0	NP -	NP -	NP -	NP -	NP -	6 - 19			
	Remi Vanstraaen		0	0	NP -	NP -	NP -	NP -	NP -	6 - 19			
38	Lorenzo Ferdinando Innocenti		0	0	NP -	NP -	NP -	7 - NP	NP - NP	NP - NP			
39	Mario Cordoni		0	0	NP -	NP -	NP -	13 - NP	NP - NP	NP - NP			
40	Remi Van Straaten		0	0	NP -	NP -	9 - NC	NP - NP	NP - NP	NP - NP			
	Axel Van Straaten		0	0	NP -	NP -	9 - NC	NP - NP	NP - NP	NP - NP			
41	Axel Saringen		0	0	NP -	NP -	3 - NC	NP - NP	NP - NP	NP - NP			
42	Enrico Fulgenzi		0	0	NP -	NP -	1 - NC	NP - NP	NP - NP	NP - NP			
	Shintaro Akatsu		0	0	NP -	NP -	1 - NC	NP - NP	NP - NP	NP - NP			
43	Roberto Fecchio		0	0	NP -	NP -	15 - NC	NP - NP	NP - NP	NP - NP			
	Juuso Puhakka		0	0	NP -	NP -	15 - NC	NP - NP	NP - NP	NP - NP			



**Autodromo Nazionale Monza**  
**GT Cup Europe**  
**Qualifying - 2 Driver - 2**  
**Provisional Results**



Autodromo Nazionale Monza 5.793 m.

Cls	N°	Entrant/Team	Nat	Driver 1	Nat	Driver 2	Nat	Vehicle	Cat	Cls	Laps	Best	Time	Gap	Interval	Km/h
1	80	Mertel Motorsport	DEU	<b>Iván Velasco</b>	ESP	Jorge Cabezas	ESP	Ferrari 488 Challenge Evo	PROAM	1	9	8	1:49.924			189.7
2	19	Mertel Motorsport	DEU	Stefano Bozzoni	ITA	<b>Fernando Navarrete</b>	ESP	Ferrari 488 Challenge Evo	AM	1	9	8	1:50.020	0.096	0.096	189.5
3	17	Rosscorsa Racing	ITA	Lorenzo Innocenti	ITA	<b>Andrea Belicchi</b>	ITA	Ferrari 488 Challenge Evo	PROAM	2	9	5	1:50.178	0.254	0.158	189.2
4	47	EST1 Racing	EST	Alex Reimann	EST			Porsche 992 GT3 Cup	PROAM	3	11	8	1:50.201	0.277	0.023	189.2
5	78	ZRS Motorsport	ITA	Davide Scannicchio	ITA	<b>Fabio Babini</b>	ITA	Porsche 992 GT3 Cup	PROAM	4	11	10	1:50.338	0.414	0.137	189.0
6	44	Eugenio Pisani / SP Racing	ITA	<b>Eugenio Pisani</b>	ITA	Stefano Zanini	MCO	Porsche 911 GT3 Cup gen 2	PROAM	5	10	8	1:50.835	0.911	0.497	188.1
7	57	Q1-trackracing	BEL	<b>Quentin Antonel</b>	FRA	Nicolas Vandierendonck	BEL	Porsche 992 GT3 Cup	AM*	2	9	8	1:50.883	0.959	0.048	188.0
8	54	Q1-trackracing	BEL	Jan Laurysse	BEL			Porsche 992 GT3 Cup	PROAM	6	10	9	1:51.740	1.816	0.857	186.6
9	73	Van Straten / Orhès Racing	FRA	<b>Axel Vanstraten</b>	FRA	Remi Vanstraten	FRA	Porsche 992 GT3 Cup	PROAM	7	11	10	1:52.273	2.349	0.533	185.7
10	69	Kessel Racing	CHE	Alexandre Bochez	CHE	<b>Mikaël Bochez</b>	CHE	Ferrari 488 Challenge Evo	AM	3	11	10	1:52.649	2.725	0.376	185.1
11	81	Mertel Motorsport	DEU	Luca Ludwig	DEU	<b>Steven Liquorish</b>	GBR	Ferrari 488 Challenge Evo	PROAM	8	10	9	1:52.689	2.765	0.040	185.0
12	12	GDL Racing	SMR	Glauco Solieri	ITA			Porsche 992 GT3 Cup	AM	4	11	10	1:52.787	2.863	0.098	184.9
13	52	Q1-trackracing	BEL	Xander Przybylak	BEL	<b>Laurent Vandervelde</b>	BEL	Porsche 992 GT3 Cup	AM	5	10	9	1:52.834	2.910	0.047	184.8
14	77	EST1 Racing	EST	Indrek Jaaska	EST			Porsche 992 GT3 Cup	AM	6	11	10	1:53.326	3.402	0.492	184.0
15	68	GDL Racing	SMR	Samuele Bosio	ITA			Porsche 992 GT3 Cup	AM	7	9	8	1:53.854	3.930	0.528	183.1
16	67	GDL Racing	SMR	<b>Federico Lamperti</b>	ITA	Stefano Borghi	ITA	Porsche 992 GT3 Cup	AM	8	8	7	1:53.877	3.953	0.023	183.1
17	11	Fabio Fabiani / SP Racing	ITA	Fabio Fabiani	ITA	<b>Stefano Zerbi</b>	ITA	Porsche 911 GT3 Cup gen 2	AM	9	11	10	1:54.545	4.621	0.668	182.0
18	14	Ghinzani Arco Motorsport	ITA	Maurizio Fondi	ITA	<b>Laura Van den Hengel</b>	NLD	Porsche 992 GT3 Cup	AM	10	10	7	1:55.196	5.272	0.651	181.0
19	21	Camil Perian / R01 Racing by Varu Nicu	ROU	<b>Camil Perian</b>	ROU	Florin Tinescu	ROU	Porsche 911 GT3 Cup gen 2	AM	11	9	6	1:56.709	6.785	1.513	178.6
20	70	GDL Racing	SMR	Roberto Bosio	ITA			Porsche 911 GT3 Cup gen 2	AM	12	11	8	1:58.235	8.311	1.526	176.3
21	71	GDL Racing	SMR	Jim Michaelian	USA			Porsche 911 GT3 Cup gen 2	AM	13	10	8	2:02.471	12.547	4.236	170.2

**\* PENALTIES**

- CAR 21 TIME 1:56.028 DELETED CUTTING T 4-5
- CAR 77 TIME 1:57.720 DELETED CUTTING T 4-5
- CAR 21 TIME 2:13.171 DELETED CUTTING T 4-5
- CAR 14 TIME 2:44.035 DELETED CUTTING T 4-5

Published at:.....


Track Temp: **16.8 °C** Air Temp: **14.5 °C** Humidity: **87 %** Track Status: **DRY**

Race Director:

Timekeeper: Luis Garcia

*[Signature]*  
JOB-1605-ESP/M





**Autodromo Nazionale Monza**  
**GT Cup Europe**  
**Qualifying - 2 Driver - 2**  
**Provisional Results by Category**



PROAM																
Cls	N°	Entrant/Team	Nat	Driver 1	Nat	Driver 2	Nat	Vehicle	Cat	Cls	Laps	Best	Time	Gap	Interval	Km/h
1	80	Mertel Motorsport	DEU	<u>Iván Velasco</u>	ESP	Jorge Cabezas	ESP	Ferrari 488 Challenge Evo	PROAM	1	9	8	1:49.924			189.7
2	17	Rosscorsa Racing	ITA	Lorenzo Innocenti	ITA	<u>Andrea Belicchi</u>	ITA	Ferrari 488 Challenge Evo	PROAM	2	9	5	1:50.178	0.254	0.254	189.2
3	47	EST1 Racing	EST	Alex Reimann	EST			Porsche 992 GT3 Cup	PROAM	3	11	8	1:50.201	0.277	0.023	189.2
4	78	ZRS Motorsport	ITA	Davide Scannicchio	ITA	<u>Fabio Babini</u>	ITA	Porsche 992 GT3 Cup	PROAM	4	11	10	1:50.338	0.414	0.137	189.0
5	44	Eugenio Pisani / SP Racing	ITA	<u>Eugenio Pisani</u>	ITA	Stefano Zanini	MCO	Porsche 911 GT3 Cup gen 2	PROAM	5	10	8	1:50.835	0.911	0.497	188.1
6	54	Q1-trackracing	BEL	Jan Laurysen	BEL			Porsche 992 GT3 Cup	PROAM	6	10	9	1:51.740	1.816	0.905	186.6
7	73	Van Straten / Orhès Racing	FRA	<u>Axel Vanstraten</u>	FRA	Remi Vanstraten	FRA	Porsche 992 GT3 Cup	PROAM	7	11	10	1:52.273	2.349	0.533	185.7
8	81	Mertel Motorsport	DEU	Luca Ludwig	DEU	<u>Steven Liguorish</u>	GBR	Ferrari 488 Challenge Evo	PROAM	8	10	9	1:52.689	2.765	0.416	185.0

AM																
Cls	N°	Entrant/Team	Nat	Driver 1	Nat	Driver 2	Nat	Vehicle	Cat	Cls	Laps	Best	Time	Gap	Interval	Km/h
1	19	Mertel Motorsport	DEU	Stefano Bozzoni	ITA	<u>Fernando Navarrete</u>	ESP	Ferrari 488 Challenge Evo	AM	1	9	8	1:50.020			189.5
2	57	Q1-trackracing	BEL	<u>Quentin Antonel</u>	FRA	Nicolas Vandierendonck	BEL	Porsche 992 GT3 Cup	AM*	2	9	8	1:50.883	0.863	0.863	188.0
3	69	Kessel Racing	CHE	Alexandre Bochez	CHE	<u>Mikaël Bochez</u>	CHE	Ferrari 488 Challenge Evo	AM	3	11	10	1:52.649	2.629	1.766	185.1
4	12	GDL Racing	SMR	Glauco Solieri	ITA			Porsche 992 GT3 Cup	AM	4	11	10	1:52.787	2.767	0.138	184.9
5	52	Q1-trackracing	BEL	Xander Przybylak	BEL	<u>Laurent Vandervelde</u>	BEL	Porsche 992 GT3 Cup	AM	5	10	9	1:52.834	2.814	0.047	184.8
6	77	EST1 Racing	EST	Indrek Jaaska	EST			Porsche 992 GT3 Cup	AM	6	11	10	1:53.326	3.306	0.492	184.0
7	68	GDL Racing	SMR	Samuele Bosio	ITA			Porsche 992 GT3 Cup	AM	7	9	8	1:53.854	3.834	0.528	183.1
8	67	GDL Racing	ITA	<u>Federico Lamperti</u>	ITA	Stefano Borghi	ITA	Porsche 992 GT3 Cup	AM	8	8	7	1:53.877	3.857	0.023	183.1
9	11	Fabio Fabiani / SP Racing	ITA	Fabio Fabiani	ITA	<u>Stefano Zerbi</u>	ITA	Porsche 911 GT3 Cup gen 2	AM	9	11	10	1:54.545	4.525	0.668	182.0
10	14	Ghinzani Arco Motorsport	ITA	Maurizio Fondi	ITA	<u>Laura Van den Hengel</u>	NLD	Porsche 992 GT3 Cup	AM	10	10	7	1:55.196	5.176	0.651	181.0
11	21	Camil Perian / R01 Racing by Varu Nicu	ROU	<u>Camil Perian</u>	ROU	Florin Tincescu	ROU	Porsche 911 GT3 Cup gen 2	AM	11	9	6	1:56.709	6.689	1.513	178.6
12	70	GDL Racing	SMR	Roberto Bosio	ITA			Porsche 911 GT3 Cup gen 2	AM	12	11	8	1:58.235	8.215	1.526	176.3
13	71	GDL Racing	SMR	Jim Michaelian	USA			Porsche 911 GT3 Cup gen 2	AM	13	10	8	2:02.471	12.451	4.236	170.2

**\* PENALTIES**

CAR 21 TIME 1:56.028 DELETED CUTTING T 4-5

CAR 77 TIME 1:57.720 DELETED CUTTING T 4-5

CAR 21 TIME 2:13.171 DELETED CUTTING T 4-5

CAR 14 TIME 2:44.035 DELETED CUTTING T 4-5

Published at:.....

Track Temp: 16.8 °C Air Temp: 14.5 °C Humidity: 87 % Track Status: DRY

Race Director:

Timekeeper: Luis Garcia

*[Signature]*  
JOB-1605-ESP/M







**Autodromo Nazionale Monza**  
**GT Cup Europe**  
**Qualifying - 2 Driver - 2**  
**Provisional Results by Class**



GT Open Cup Europe																
Cls	N°	Entrant/Team	Nat	Driver 1	Nat	Driver 2	Nat	Vehicle	Cat	Cls	Laps	Best	Time	Gap	Interval	Km/h
1	80	Mertel Motorsport	DEU	<u>Iván Velasco</u>	ESP	Jorge Cabezas	ESP	Ferrari 488 Challenge Evo	GT Cup	1	9	8	1:49.924			189.7
2	19	Mertel Motorsport	DEU	Stefano Bozzoni	ITA	<u>Fernando Navarrete</u>	ESP	Ferrari 488 Challenge Evo	GT Cup	2	9	8	1:50.020	0.096	0.096	189.5
3	17	Rosscorsa Racing	ITA	Lorenzo Innocenti	ITA	<u>Andrea Belicchi</u>	ITA	Ferrari 488 Challenge Evo	GT Cup	3	9	5	1:50.178	0.254	0.158	189.2
4	47	EST1 Racing	EST	Alex Reimann	EST			Porsche 992 GT3 Cup	GT Cup	4	11	8	1:50.201	0.277	0.023	189.2
5	78	ZRS Motorsport	ITA	Davide Scannicchio	ITA	<u>Fabio Babini</u>	ITA	Porsche 992 GT3 Cup	GT Cup	5	11	10	1:50.338	0.414	0.137	189.0
6	44	Eugenio Pisani / SP Racing	ITA	<u>Eugenio Pisani</u>	ITA	Stefano Zanini	MCO	Porsche 911 GT3 Cup gen 2	GT Cup	6	10	8	1:50.835	0.911	0.497	188.1
7	57	Q1-trackracing	BEL	<u>Quentin Antonel</u>	FRA	Nicolas Vandierendonck	BEL	Porsche 992 GT3 Cup	GT Cup*	7	9	8	1:50.883	0.959	0.048	188.0
8	54	Q1-trackracing	BEL	Jan Laurysse	BEL			Porsche 992 GT3 Cup	GT Cup	8	10	9	1:51.740	1.816	0.857	186.6
9	73	Van Straten / Orhès Racing	FRA	<u>Axel Vanstraten</u>	FRA	Remi Vanstraten	FRA	Porsche 992 GT3 Cup	GT Cup	9	11	10	1:52.273	2.349	0.533	185.7
10	69	Kessel Racing	CHE	Alexandre Bochez	CHE	<u>Mikaël Bochez</u>	CHE	Ferrari 488 Challenge Evo	GT Cup	10	11	10	1:52.649	2.725	0.376	185.1
11	81	Mertel Motorsport	DEU	Luca Ludwig	DEU	<u>Steven Liquorish</u>	GBR	Ferrari 488 Challenge Evo	GT Cup	11	10	9	1:52.689	2.765	0.040	185.0
12	12	GDL Racing	ITA	Glauco Solieri	ITA			Porsche 992 GT3 Cup	GT Cup	12	11	10	1:52.787	2.863	0.098	184.9
13	52	Q1-trackracing	BEL	Xander Przybylak	BEL	<u>Laurent Vandervelde</u>	BEL	Porsche 992 GT3 Cup	GT Cup	13	10	9	1:52.834	2.910	0.047	184.8
14	77	EST1 Racing	EST	Indrek Jaaska	EST			Porsche 992 GT3 Cup	GT Cup	14	11	10	1:53.326	3.402	0.492	184.0
15	68	GDL Racing	ITA	Samuele Bosio	ITA			Porsche 992 GT3 Cup	GT Cup	15	9	8	1:53.854	3.930	0.528	183.1
16	67	GDL Racing	ITA	<u>Federico Lamperti</u>	ITA	Stefano Borghi	ITA	Porsche 992 GT3 Cup	GT Cup	16	8	7	1:53.877	3.953	0.023	183.1
17	11	Fabio Fabiani / SP Racing	ITA	Fabio Fabiani	ITA	<u>Stefano Zerbi</u>	ITA	Porsche 911 GT3 Cup gen 2	GT Cup	17	11	10	1:54.545	4.621	0.668	182.0
18	14	Ghinzani Arco Motorsport	ITA	Maurizio Fondi	ITA	<u>Laura Van den Hengel</u>	NLD	Porsche 992 GT3 Cup	GT Cup	18	10	7	1:55.196	5.272	0.651	181.0
19	21	Camil Perian / R01 Racing by Varu Nicu	ROU	<u>Camil Perian</u>	ROU	Florin Tincescu	ROU	Porsche 911 GT3 Cup gen 2	GT Cup	19	9	6	1:56.709	6.785	1.513	178.6
20	70	GDL Racing	ITA	Roberto Bosio	ITA			Porsche 911 GT3 Cup gen 2	GT Cup	20	11	8	1:58.235	8.311	1.526	176.3
21	71	GDL Racing	USA	Jim Michaelian	USA			Porsche 911 GT3 Cup gen 2	GT Cup	21	10	8	2:02.471	12.547	4.236	170.2

**\* PENALTIES**

- CAR 21 TIME 1:56.028 DELETED CUTTING T 4-5
- CAR 77 TIME 1:57.720 DELETED CUTTING T 4-5
- CAR 21 TIME 2:13.171 DELETED CUTTING T 4-5
- CAR 14 TIME 2:44.035 DELETED CUTTING T 4-5

Published at:.....

Track Temp: 16.8 °C Air Temp: 14.5 °C Humidity: 87 % Track Status: DRY

Race Director:

Timekeeper: Luis Garcia

*[Signature]*  
JOB-1605-ESP/M







**Autodromo Nazionale Monza**  
**GT Cup Europe**  
**Qualifying - 2 Driver - 2**  
**Lap Analysis**



<b>11</b>	Fabio Fabiani	Porsche 911 GT3 Cup gen 2	<b>19</b>	Stefano Bozzoni	Ferrari 488 Challenge Evo
AM	Stefano Zerbi	Fabio Fabiani / SP Racing	AM	Fernando Navarrete	Mertel Motorsport

Lap	D	Time	Sector 1	Sector 2	Sector 3	T. Spd	Elapsed	Lap	D	Time	Sector 1	Sector 2	Sector 3	T. Spd	Elapsed
1	2	9:14:14.100	9:12:26.260	55.804	52.036	86.1	9:14:14.100	1	2	9:16:31.576	9:14:39.222	59.712	52.642	65.7	9:16:31.576
2	2	2:11.057	41.170	44.654	45.233	175.8	9:16:25.157	2	2	1:53.292	35.696	38.704	38.892	230.7	9:18:24.868
3	2	2:01.514	36.627	41.719	43.168	247.7	9:18:26.671	3	2	1:50.721	34.688	37.609	38.424	268.6	9:20:15.589
4	2	1:58.214	36.125	40.850	41.239	231.2	9:20:24.885	4	2	1:59.995 P	34.569	37.987	47.439	273.4	9:22:15.584
5	2	1:57.252	35.499	40.228	41.525	263.4	9:22:22.137	5	2	4:22.376	2:38.002	54.027	50.347	186.2	9:26:37.960
6	2	2:05.146	39.074	43.105	42.967	206.5	9:24:27.283	6	2	1:51.932	35.123	37.896	38.913	240.5	9:28:29.892
7	2	1:57.301	35.387	40.744	41.170	251.1	9:26:24.584	7	2	1:50.668	34.684	37.548	38.436	277.6	9:30:20.560
8	2	2:01.539	36.612	42.713	42.214	230.2	9:28:26.123	8	2	1:50.020	34.607	37.404	38.009	272.7	9:32:10.580
9	2	1:55.700	35.060	39.401	41.239	259.6	9:30:21.823	9	2	2:24.670 P	41.597	45.361	57.712	205.7	9:34:35.250
10	2	1:54.545	34.911	39.589	40.045	262.7	9:32:16.368								
11	2	2:45.734 P	44.778	55.079	1:05.877	177.9	9:35:02.102								

<b>12</b>	Glauco Solieri	Porsche 992 GT3 Cup	<b>21</b>	Camil Perian	Porsche 911 GT3 Cup gen 2
AM		GDL Racing	AM	Florin Tincescu	Camil Perian / R01 Racing by Varu

Lap	D	Time	Sector 1	Sector 2	Sector 3	T. Spd	Elapsed	Lap	D	Time	Sector 1	Sector 2	Sector 3	T. Spd	Elapsed
1	1	9:14:29.073	9:12:46.203	54.924	47.946	120.0	9:14:29.073	1	1	9:14:34.463	9:12:35.505	1:01.915	57.043	97.6	9:14:34.463
2	1	2:09.451	40.266	46.452	42.733	172.5	9:16:38.524	2	1	2:01.348	37.122	41.956	42.270	230.2	9:16:35.811
3	1	1:56.044	36.212	39.904	39.928	223.6	9:18:34.568	3	1	1:57.884	35.834	40.612	41.438	261.5	9:18:33.695
4	1	1:55.386	35.626	39.826	39.934	243.2	9:20:29.954	4	1	1:58.023	35.604	40.565	41.854	264.0	9:20:31.718
5	1	1:54.283	35.674	39.134	39.475	261.5	9:22:24.237	5	1	<del>4:56.028</del>	35.555	39.516	40.957	267.9	9:22:27.746
6	1	1:54.958	35.690	39.819	39.449	235.2	9:24:19.195	6	1	1:56.709	35.512	40.305	40.892	262.1	9:24:24.455
7	1	1:54.470	35.114	39.733	39.623	272.7	9:26:13.665	7	1	1:59.007	35.517	40.714	42.776	260.8	9:26:23.462
8	1	1:53.576	35.294	38.858	39.424	270.0	9:28:07.241	8	1	<del>2:43.474</del>	42.234	46.285	44.652	220.4	9:28:36.633
9	1	1:53.441	35.083	38.814	39.544	249.4	9:30:00.682	9	1	2:00.318	35.005	43.099	42.214	271.3	9:30:36.951
10	1	1:52.787	35.254	38.433	39.100	272.7	9:31:53.469	10	1		35.390			267.9	
11	1	2:28.324 P	38.135	50.429	59.760	210.5	9:34:21.793								

<b>14</b>	Maurizio Fondi	Porsche 992 GT3 Cup	<b>44</b>	Eugenio Pisani	Porsche 911 GT3 Cup gen 2
AM	Laura Van den Hengel	Ghinzani Arco Motorsport	PROAM	Stefano Zanini	Eugenio Pisani / SP Racing

Lap	D	Time	Sector 1	Sector 2	Sector 3	T. Spd	Elapsed	Lap	D	Time	Sector 1	Sector 2	Sector 3	T. Spd	Elapsed
1	2	9:14:35.445	9:12:36.321	1:02.134	56.990	94.5	9:14:35.445	1	1	9:16:03.074	9:14:13.535	59.476	50.063	110.7	9:16:03.074
2	2	2:04.731	38.564	42.791	43.376	207.2	9:16:40.176	2	1	2:00.874	39.726	42.224	38.924	198.5	9:18:03.948
3	2	2:00.195	36.970	41.235	41.990	241.6	9:18:40.371	3	1	1:51.338	34.762	38.182	38.394	266.0	9:19:55.286
4	2	1:55.731	35.566	39.777	40.388	256.5	9:20:36.102	4	1	1:51.112	34.454	38.127	38.531	267.9	9:21:46.398
5	2	1:55.898	35.557	39.618	40.723	255.3	9:22:32.000	5	1	1:56.485	34.576	37.882	44.027	271.3	9:23:42.883
6	2	2:00.203	35.856	43.535	40.812	240.5	9:24:32.203	6	1	1:50.907	34.385	37.937	38.585	278.3	9:25:33.790
7	2	1:55.196	35.678	39.392	40.126	235.8	9:26:27.399	7	1	1:57.026	34.508	39.778	42.740	270.0	9:27:30.816
8	2	1:55.214	35.589	39.582	40.043	253.5	9:28:22.613	8	1	1:50.835	34.382	37.937	38.516	278.3	9:29:21.651
9	2	<del>2:44.035</del>	35.557	1:25.744	42.734	244.3	9:31:06.648	9	1	1:50.861	34.489	37.997	38.375	275.5	9:31:12.512
10	2	2:21.048 P	39.446	44.821	56.781	176.7	9:33:27.696	10	1	2:26.438 P	41.723	47.579	57.136	187.8	9:33:38.950

<b>17</b>	Lorenzo Innocenti	Ferrari 488 Challenge Evo	<b>47</b>	Alex Reimann	Porsche 992 GT3 Cup
PROAM	Andrea Belicchi	Rossocorsa Racing	PROAM		EST1 Racing

Lap	D	Time	Sector 1	Sector 2	Sector 3	T. Spd	Elapsed	Lap	D	Time	Sector 1	Sector 2	Sector 3	T. Spd	Elapsed
1	2	9:16:58.818	9:15:28.584	46.988	43.246	143.6	9:16:58.818	1	1	9:13:37.835	9:12:02.555	49.353	45.927	123.5	9:13:37.835
2	2	2:03.773	39.741	43.540	40.492	223.6	9:19:02.591	2	1	2:05.963	36.471	45.209	44.283	232.2	9:15:43.798
3	2	1:51.298	34.925	38.257	38.116	269.3	9:20:53.889	3	1	1:52.585	34.995	38.716	38.874	275.5	9:17:36.383
4	2	1:50.468	34.680	37.816	37.972	274.8	9:22:44.357	4	1	1:51.356	34.846	38.337	38.173	274.1	9:19:27.739
5	2	1:50.178	34.447	37.683	38.048	275.5	9:24:34.535	5	1	1:59.260	34.554	41.482	43.224	274.8	9:21:26.999
6	2	2:23.416	42.385	58.983	42.048	231.2	9:26:57.951	6	1	1:52.267	34.864	38.921	38.482	270.6	9:23:19.266
7	2	1:50.750	34.525	37.802	38.423	276.9	9:28:48.701	7	1	1:50.435	34.663	37.874	37.898	275.5	9:25:09.701
8	2	2:12.636	41.292	47.010	44.334	276.9	9:31:01.337	8	1	1:50.201	34.543	37.658	38.000	274.8	9:26:59.902
9	2	2:32.281 P	40.203	47.675	1:04.403	257.7	9:33:33.618	9	1	1:52.276	34.844	38.809	38.623	266.0	9:28:52.178
								10	1	1:53.592	34.668	40.026	38.898	276.2	9:30:45.770
								11	1	2:05.275 P	34.914	39.287	51.074	249.4	9:32:51.045





**Autodromo Nazionale Monza**  
**GT Cup Europe**  
**Qualifying - 2 Driver - 2**  
**Lap Analysis**



**52** Xander Przybylak Porsche 992 GT3 Cup **68** Samuele Bosio Porsche 992 GT3 Cup  
 AM Laurent Vandervelde Q1-trackracing AM GDL Racing

Lap	D	Time	Sector 1	Sector 2	Sector 3	T. Spd	Elapsed	Lap	D	Time	Sector 1	Sector 2	Sector 3	T. Spd	Elapsed
1	2	9:13:48.955	9:12:13.962	48.330	46.663	127.3	9:13:48.955	1	9:15:25.981	9:13:49.398	49.505	47.078	117.7	9:15:25.981	
2	2	2:04.903	39.796	41.274	43.833	191.4	9:15:53.858	2	1:58.396	37.547	40.207	40.642	239.4	9:17:24.377	
3	2	1:55.767	35.506	39.410	40.851	274.1	9:17:49.625	3	1:54.882	35.987	39.120	<b>39.775</b>	250.0	9:19:19.259	
4	2	2:01.108 P	35.654	39.025	46.429	238.9	9:19:50.733	4	1:55.731	35.611	39.002	41.118	264.0	9:21:14.990	
5	2	4:39.406	3:12.132	44.984	42.290	188.8	9:24:30.139	5	1:54.078	35.457	<b>38.621</b>	40.000	259.6	9:23:09.068	
6	2	1:56.654	36.348	39.801	40.505	216.0	9:26:26.793	6	2:02.863 P	35.528	39.032	48.303	269.3	9:25:11.931	
7	2	1:54.203	35.522	38.881	39.800	258.3	9:28:20.996	7	3:20.476	1:58.979	39.180	42.317	166.4	9:28:32.407	
8	2	1:53.676	35.391	39.021	39.264	246.0	9:30:14.672	8	<b>1:53.854</b>	35.237	38.704	39.913	271.3	9:30:26.261	
9	2	<b>1:52.834</b>	<b>35.295</b>	<b>38.479</b>	<b>39.060</b>	255.9	9:32:07.506	9	2:13.104 P	<b>35.051</b>	40.779	57.274	271.3	9:32:39.365	
10	2	2:23.029 P	37.244	46.368	59.417	206.8	9:34:30.535								

**54** Jan Laurysen Porsche 992 GT3 Cup **69** Alexandre Bochez Ferrari 488 Challenge Evo  
 PROAM Q1-trackracing AM Mikaël Bochez Kessel Racing

Lap	D	Time	Sector 1	Sector 2	Sector 3	T. Spd	Elapsed	Lap	D	Time	Sector 1	Sector 2	Sector 3	T. Spd	Elapsed
1	1	9:13:48.403	9:12:14.645	47.169	46.589	111.2	9:13:48.403	1	2	9:14:09.093	9:12:29.914	50.229	48.950	103.6	9:14:09.093
2	1	2:04.944	39.797	40.530	44.617	202.2	9:15:53.347	2	2	2:04.364	38.866	41.961	43.537	193.8	9:16:13.457
3	1	2:02.135	41.858	40.740	39.537	271.3	9:17:55.482	3	2	1:57.212	36.018	40.267	40.927	255.9	9:18:10.669
4	1	1:58.478	36.045	41.258	41.175	272.7	9:19:53.960	4	2	1:54.421	35.069	39.383	39.969	268.6	9:20:05.090
5	1	1:53.333	35.256	38.212	39.865	261.5	9:21:47.293	5	2	1:53.618	34.977	38.877	39.764	273.4	9:21:58.708
6	1	1:51.750	35.081	<b>38.115</b>	<b>38.554</b>	266.6	9:23:39.043	6	2	1:53.964	35.179	38.977	39.808	271.3	9:23:52.672
7	1	2:04.246 P	35.029	40.373	48.844	262.7	9:25:43.289	7	2	2:01.305 P	35.357	<b>38.798</b>	47.150	275.5	9:25:53.977
8	1	3:30.723	2:12.854	39.027	38.842	211.7	9:29:14.012	8	2	3:08.034	1:47.884	39.389	40.761	211.7	9:29:02.011
9	1	<b>1:51.740</b>	<b>34.918</b>	38.195	38.627	270.0	9:31:05.752	9	2	1:54.068	<b>34.652</b>	39.201	40.215	278.3	9:30:56.079
10	1	2:16.964 P	39.350	44.882	52.732	183.3	9:33:22.716	10	2	<b>1:52.649</b>	34.685	38.860	<b>39.104</b>	276.9	9:32:48.728
								11	2	2:28.863 P	41.674	49.608	57.581	186.2	9:35:17.591


**57** Quentin Antonel Porsche 992 GT3 Cup **70** Roberto Bosio Porsche 911 GT3 Cup gen 2  
 AM\* Nicolas Vandierendonck Q1-trackracing AM GDL Racing

Lap	D	Time	Sector 1	Sector 2	Sector 3	T. Spd	Elapsed	Lap	D	Time	Sector 1	Sector 2	Sector 3	T. Spd	Elapsed
1	1	9:15:12.129	9:13:24.391	52.489	55.249	123.1	9:15:12.129	1	9:14:03.730	9:12:15.092	55.287	53.351	124.7	9:14:03.730	
2	1	2:09.501	46.878	41.595	41.028	174.4	9:17:21.630	2	2:10.985	42.179	43.631	45.175	165.1	9:16:14.715	
3	1	1:55.589	36.084	39.835	39.670	236.3	9:19:17.219	3	<del>2:04.923</del>	37.195	43.692	44.036	227.8	9:18:19.638	
4	1	1:53.909	36.250	38.866	38.793	246.5	9:21:11.128	4	2:00.225	36.644	40.843	42.738	237.3	9:20:19.863	
5	1	1:52.343	35.182	38.611	38.550	263.4	9:23:03.471	5	2:00.418	36.678	40.809	42.931	243.7	9:22:20.281	
6	1	1:51.949	35.121	38.522	38.306	269.3	9:24:55.420	6	2:02.117	38.339	41.516	42.262	226.4	9:24:22.398	
7	1	1:51.091	34.969	37.937	<b>38.185</b>	270.0	9:26:46.511	7	2:00.553	36.642	41.202	42.709	236.3	9:26:22.951	
8	1	<b>1:50.883</b>	<b>34.804</b>	<b>37.863</b>	38.216	274.8	9:28:37.394	8	<b>1:58.235</b>	<b>35.851</b>	<b>40.307</b>	42.077	245.4	9:28:21.186	
9	1	2:10.204 P	41.073	40.208	48.923	186.8	9:30:47.598	9	2:02.208	37.699	40.842	43.667	222.6	9:30:23.394	
								10	1:58.744	36.308	40.793	<b>41.643</b>	236.3	9:32:22.138	
								11	2:17.664 P	40.028	43.514	54.122	203.0	9:34:39.802	

**67** Federico Lamperti Porsche 992 GT3 Cup **71** Jim Michaelian Porsche 911 GT3 Cup gen 2  
 AM Stefano Borghi GDL Racing AM GDL Racing

Lap	D	Time	Sector 1	Sector 2	Sector 3	T. Spd	Elapsed	Lap	D	Time	Sector 1	Sector 2	Sector 3	T. Spd	Elapsed
1	1	9:14:36.005	9:12:34.185	1:01.843	59.977	89.1	9:14:36.005	1	9:14:54.088	9:13:10.260	53.231	50.597	109.2	9:14:54.088	
2	1	2:21.528	41.352	41.714	58.462	143.0	9:16:57.533	2	2:12.769	41.466	45.928	45.375	198.5	9:17:06.857	
3	1	1:56.935	36.344	39.937	40.654	246.5	9:18:54.468	3	2:08.838	39.043	44.134	45.661	225.9	9:19:15.695	
4	1	1:56.067	35.534	39.850	40.683	251.1	9:20:50.535	4	2:05.507	39.101	43.077	43.329	208.0	9:21:21.202	
5	1	1:54.711	35.441	39.193	40.077	263.4	9:22:45.246	5	2:05.014	37.693	43.831	43.490	236.3	9:23:26.216	
6	1	1:54.304	<b>35.293</b>	39.038	39.973	276.9	9:24:39.550	6	2:03.753	37.351	42.295	44.107	232.7	9:25:29.969	
7	1	<b>1:53.877</b>	35.427	<b>38.526</b>	<b>39.924</b>	264.7	9:26:33.427	7	2:03.459	37.529	42.828	<b>43.102</b>	230.2	9:27:33.428	
8	1	2:04.516 P	35.683	39.108	49.725	260.8	9:28:37.943	8	<b>2:02.471</b>	<b>37.086</b>	<b>42.078</b>	43.307	226.8	9:29:35.899	
								9	2:04.471	37.842	43.195	43.434	224.5	9:31:40.370	
								10	2:30.792 P	40.327	52.040	58.425	182.1	9:34:11.162	





**Autodromo Nazionale Monza**  
**GT Cup Europe**  
**Qualifying - 2 Driver - 2**  
**Lap Analysis**



**73**

Axel Vanstraaften

Porsche 992 GT3 Cup

**81**

Luca Ludwig

Ferrari 488 Challenge Evo

PROAM

Remi Vanstraaften

Van Straten / Orhès Racing

PROAM

Steven Liquorish

Mertel Motorsport

Lap	D	Time	Sector 1	Sector 2	Sector 3	T. Spd	Elapsed	Lap	D	Time	Sector 1	Sector 2	Sector 3	T. Spd	Elapsed
1	1	9:13:44.205	9:12:04.934	51.143	48.128	122.3	9:13:44.205	1	2	9:13:44.624	9:12:04.443	53.462	46.719	115.8	9:13:44.624
2	1	2:04.852	41.603	41.538	41.711	202.2	9:15:49.057	2	2	2:10.132	40.277	46.774	43.081	217.3	9:15:54.756
3	1	1:54.029	34.707	39.732	39.590	265.3	9:17:43.086	3	2	1:55.611	35.734	39.853	40.024	271.3	9:17:50.367
4	1	1:53.477	35.441	38.828	39.208	256.5	9:19:36.563	4	2	1:55.264	36.140	39.475	39.649	260.2	9:19:45.631
5	1	2:01.820 P	35.481	39.258	47.081	267.3	9:21:38.383	5	2	1:53.870	35.552	38.900	39.418	274.1	9:21:39.501
6	1	3:09.074	1:49.486	40.458	39.130	206.1	9:24:47.457	6	2	1:53.733	35.727	38.836	39.170	274.8	9:23:33.234
7	1	1:52.579	34.931	38.585	39.063	265.3	9:26:40.036	7	2	2:02.816 P	35.275	39.028	48.513	275.5	9:25:36.050
8	1	1:53.657	34.738	38.215	40.704	269.3	9:28:33.693	8	2	4:28.194	3:05.420	38.982	43.792	206.8	9:30:04.244
9	1	2:11.514	34.555	40.662	56.297	271.3	9:30:45.207	9	2	1:52.689	35.109	38.653	38.927	276.2	9:31:56.933
10	1	1:52.273	35.003	38.427	38.843	258.3	9:32:37.480	10	2	2:28.758 P	38.105	48.282	1:02.371	218.1	9:34:25.691
11	1	2:34.168 P	38.384	48.590	1:07.194	261.5	9:35:11.648								

**77**

Indrek Jaaska

Porsche 992 GT3 Cup

AM

EST1 Racing

Lap	D	Time	Sector 1	Sector 2	Sector 3	T. Spd	Elapsed
1		9:14:38.444	9:12:40.615	1:00.053	57.776	123.2	9:14:38.444
2		2:12.605	43.892	43.604	45.109	167.9	9:16:51.049
3		2:00.158	36.624	41.731	41.803	265.3	9:18:51.207
4		1:57.359	35.823	40.838	40.698	266.6	9:20:48.566
5		1:57.283	35.516	40.198	41.569	272.0	9:22:45.849
6		1:57.720	35.392	41.162	41.166	272.0	9:24:43.569
7		1:57.286	35.421	40.519	41.346	276.2	9:26:40.855
8		1:54.663	35.329	39.484	39.850	267.9	9:28:35.518
9		1:56.121	34.891	39.715	41.515	272.7	9:30:31.639
10		1:53.326	34.938	38.444	39.944	276.2	9:32:24.965
11		2:39.568 P	40.341	51.848	1:07.379	194.9	9:35:04.533

**78**

Davide Scannicchio

Porsche 992 GT3 Cup

PROAM

Fabio Babini

ZRS Motorsport

Lap	D	Time	Sector 1	Sector 2	Sector 3	T. Spd	Elapsed
1	2	9:14:53.397	9:13:26.431	44.031	42.935	196.0	9:14:53.397
2	2	2:01.346	37.831	40.537	42.978	217.3	9:16:54.743
3	2	1:53.700	35.150	39.280	39.270	267.3	9:18:48.443
4	2	1:51.749	35.041	38.160	38.548	273.4	9:20:40.192
5	2	1:51.006	34.603	37.658	38.745	276.9	9:22:31.198
6	2	2:28.428	34.791	54.832	58.805	273.4	9:24:59.626
7	2	1:51.001	34.948	37.687	38.366	274.8	9:26:50.627
8	2	1:50.672	34.534	37.552	38.586	276.9	9:28:41.299
9	2	1:54.263	34.694	38.098	41.471	272.7	9:30:35.562
10	2	1:50.338	34.537	37.644	38.157	276.9	9:32:25.900
11	2	2:40.573 P	43.253	48.669	1:08.651	193.8	9:35:06.473

**80**

Iván Velasco

Ferrari 488 Challenge Evo


PROAM

Jorge Cabezas

Mertel Motorsport

Lap	D	Time	Sector 1	Sector 2	Sector 3	T. Spd	Elapsed
1	1	9:13:26.919	9:12:02.105	43.365	41.449	126.3	9:13:26.919
2	1	1:54.775	36.087	39.864	38.824	208.8	9:15:21.694
3	1	1:51.634	35.278	37.832	38.524	244.8	9:17:13.328
4	1	1:51.314	35.109	37.960	38.245	246.5	9:19:04.642
5	1	1:59.766 P	34.815	37.798	47.153	257.7	9:21:04.408
6	1	4:51.755	3:26.683	43.558	41.514	177.9	9:25:56.163
7	1	1:50.714	34.671	38.086	37.957	265.3	9:27:46.877
8	1	1:49.924	34.466	37.509	37.949	275.5	9:29:36.801
9	1	2:13.175 P	37.306	39.731	56.138	241.0	9:31:49.976





# Autodromo Nazionale Monza

## GT Cup Europe


### Qualifying - 2 Driver - 2

#### Best Sectors Results



Sector - 1			Sector - 2			Sector - 3			Ideal Lap vs Best Lap		
Clas	Nº Driver	Time	Nº Driver	Time	Nº Driver	Time	Clas	Nº Driver	Ideal Lap	Best Lap	Clas
1	44 Eugenio Pisani	34.382	19 Fernando Navarrete	37.404	47 Alex Reimann	37.898	1	80 Iván Velasco	1:49.924	1:49.924	1
2	17 Andrea Belicchi	34.447	80 Iván Velasco	37.509	80 Iván Velasco	37.949	2	19 Fernando Navarrete	1:49.982	1:50.020	2
3	80 Iván Velasco	34.466	78 Fabio Babini	37.552	17 Andrea Belicchi	37.972	3	47 Alex Reimann	1:50.099	1:50.201	4
4	78 Fabio Babini	34.534	47 Alex Reimann	37.658	19 Fernando Navarrete	38.009	4	17 Andrea Belicchi	1:50.102	1:50.178	3
5	47 Alex Reimann	34.543	17 Andrea Belicchi	37.683	78 Fabio Babini	38.157	5	78 Fabio Babini	1:50.243	1:50.338	5
6	73 Axel Vanstraaaten	34.555	57 Quentin Antonel	37.863	57 Quentin Antonel	38.185	6	44 Eugenio Pisani	1:50.639	1:50.835	6
7	19 Fernando Navarrete	34.569	44 Eugenio Pisani	37.882	44 Eugenio Pisani	38.375	7	57 Quentin Antonel	1:50.852	1:50.883	7
8	69 Mikaël Bochez	34.652	54 Jan Laurysen	38.115	54 Jan Laurysen	38.554	8	54 Jan Laurysen	1:51.587	1:51.740	8
9	57 Quentin Antonel	34.804	73 Axel Vanstraaaten	38.215	73 Axel Vanstraaaten	38.843	9	73 Axel Vanstraaaten	1:51.613	1:52.273	9
10	77 Indrek Jaaska	34.891	12 Glauco Solieri	38.433	81 Steven Liquorish	38.927	10	69 Mikaël Bochez	1:52.554	1:52.649	10
11	11 Stefano Zerbi	34.911	77 Indrek Jaaska	38.444	52 Laurent Vandervelde	39.060	11	12 Glauco Solieri	1:52.616	1:52.787	12
12	54 Jan Laurysen	34.918	52 Laurent Vandervelde	38.479	12 Glauco Solieri	39.100	12	81 Steven Liquorish	1:52.689	1:52.689	11
13	21 Camil Perian	35.005	67 Federico Lamperti	38.526	69 Mikaël Bochez	39.104	13	52 Laurent Vandervelde	1:52.834	1:52.834	13
14	68 Samuele Bosio	35.051	68 Samuele Bosio	38.621	68 Samuele Bosio	39.775	14	77 Indrek Jaaska	1:53.185	1:53.326	14
15	12 Glauco Solieri	35.083	81 Steven Liquorish	38.653	77 Indrek Jaaska	39.850	15	68 Samuele Bosio	1:53.447	1:53.854	15
16	81 Steven Liquorish	35.109	69 Mikaël Bochez	38.798	67 Federico Lamperti	39.924	16	67 Federico Lamperti	1:53.743	1:53.877	16
17	67 Federico Lamperti	35.293	14 Laura Van den Hengel	39.392	14 Laura Van den Hengel	40.043	17	11 Stefano Zerbi	1:54.357	1:54.545	17
18	52 Laurent Vandervelde	35.295	11 Stefano Zerbi	39.401	11 Stefano Zerbi	40.045	18	14 Laura Van den Hengel	1:54.992	1:55.196	18
19	14 Laura Van den Hengel	35.557	21 Camil Perian	39.516	21 Camil Perian	40.892	19	21 Camil Perian	1:55.413	1:56.709	19
20	70 Roberto Bosio	35.851	70 Roberto Bosio	40.307	70 Roberto Bosio	41.643	20	70 Roberto Bosio	1:57.801	1:58.235	20
21	71 Jim Michaelian	37.086	71 Jim Michaelian	42.078	71 Jim Michaelian	43.102	21	71 Jim Michaelian	2:02.266	2:02.471	21





**Autodromo Nazionale Monza**  
**GT Cup Europe**  
**Qualifying - 2 Driver - 2**  
**Best 5 Lap Times**



Autodromo Nazionale Monza 5.793 m.

Cl	N° Entrant/Team	Nat	Driver 1	Nat	Driver 2	Nat	Vehicle	Cat	Cl	Best 1		Best 2		Best 3		Best 4		Best 5	
										Time	Lap	Time	Lap	Time	Lap	Time	Lap	Time	Lap
1	80 Mertel Motorsport	DEU	<u>Iván Velasco</u>	ESP	Jorge Cabezas	ESP	Ferrari 488 Challenge Evo	PROAM	1	1:49.924	8	1:50.714	7	1:51.314	4	1:51.634	3	1:54.775	2
2	19 Mertel Motorsport	DEU	Stefano Bozzoni	ITA	<u>Fernando Navarrete</u>	ESP	Ferrari 488 Challenge Evo	AM	1	1:50.020	8	1:50.668	7	1:50.721	3	1:51.932	6	1:53.292	2
3	17 Rossocorsa Racing	ITA	Lorenzo Innocenti	ITA	<u>Andrea Belicchi</u>	ITA	Ferrari 488 Challenge Evo	PROAM	2	1:50.178	5	1:50.468	4	1:50.750	7	1:51.298	3	2:03.773	2
4	47 EST1 Racing	EST	Alex Reimann	EST			Porsche 992 GT3 Cup	PROAM	3	1:50.201	8	1:50.435	7	1:51.356	4	1:52.267	6	1:52.276	9
5	78 ZRS Motorsport	ITA	Davide Scannicchio	ITA	<u>Fabio Babini</u>	ITA	Porsche 992 GT3 Cup	PROAM	4	1:50.338	10	1:50.672	8	1:51.001	7	1:51.006	5	1:51.749	4
6	44 Eugenio Pisani / SP Racing	ITA	<u>Eugenio Pisani</u>	ITA	Stefano Zanini	MCO	Porsche 911 GT3 Cup gen 2	PROAM	5	1:50.835	8	1:50.861	9	1:50.907	6	1:51.112	4	1:51.338	3
7	57 Q1-trackracing	BEL	<u>Quentin Antonel</u>	FRA	Nicolas Vandierendonck	BEL	Porsche 992 GT3 Cup	AM*	2	1:50.883	8	1:51.091	7	1:51.949	6	1:52.343	5	1:53.909	4
8	54 Q1-trackracing	BEL	Jan Laurysse	BEL			Porsche 992 GT3 Cup	PROAM	6	1:51.740	9	1:51.750	6	1:53.333	5	1:58.478	4	2:02.135	3
9	73 Van Straten / Orhès Racing	FRA	<u>Axel Vanstraten</u>	FRA	Remi Vanstraten	FRA	Porsche 992 GT3 Cup	PROAM	7	1:52.273	10	1:52.579	7	1:53.477	4	1:53.657	8	1:54.029	3
10	69 Kessel Racing	CHE	Alexandre Bochez	CHE	<u>Mikaël Bochez</u>	CHE	Ferrari 488 Challenge Evo	AM	3	1:52.649	10	1:53.618	5	1:53.964	6	1:54.068	9	1:54.421	4
11	81 Mertel Motorsport	DEU	Luca Ludwig	DEU	<u>Steven Liquorish</u>	GBR	Ferrari 488 Challenge Evo	PROAM	8	1:52.689	9	1:53.733	6	1:53.870	5	1:55.264	4	1:55.611	3
12	12 GDL Racing	SMR	Glauco Solieri	ITA			Porsche 992 GT3 Cup	AM	4	1:52.787	10	1:53.441	9	1:53.576	8	1:54.283	5	1:54.470	7
13	52 Q1-trackracing	BEL	Xander Przybylak	BEL	<u>Laurent Vandervelde</u>	BEL	Porsche 992 GT3 Cup	AM	5	1:52.834	9	1:53.676	8	1:54.203	7	1:55.767	3	1:56.654	6
14	77 EST1 Racing	EST	Indrek Jaaska	EST			Porsche 992 GT3 Cup	AM	6	1:53.326	10	1:54.663	8	1:56.121	9	1:57.283	5	1:57.286	7
15	68 GDL Racing	SMR	Samuele Bosio	ITA			Porsche 992 GT3 Cup	AM	7	1:53.854	8	1:54.078	5	1:54.882	3	1:55.731	4	1:58.396	2
16	67 GDL Racing	ITA	<u>Federico Lamperti</u>	ITA	Stefano Borghi	ITA	Porsche 992 GT3 Cup	AM	8	1:53.877	7	1:54.304	6	1:54.711	5	1:56.067	4	1:56.935	3
17	11 Fabio Fabiani / SP Racing	ITA	Fabio Fabiani	ITA	<u>Stefano Zerbi</u>	ITA	Porsche 911 GT3 Cup gen 2	AM	9	1:54.545	10	1:55.700	9	1:57.252	5	1:57.301	7	1:58.214	4
18	14 Ghinzani Arco Motorsport	ITA	Maurizio Fondi	ITA	<u>Laura Van den Hengel</u>	NLD	Porsche 992 GT3 Cup	AM	10	1:55.196	7	1:55.214	8	1:55.731	4	1:55.898	5	2:00.195	3
19	21 Camil Perian / R01 Racing by Varu Nicu	ROU	<u>Camil Perian</u>	ROU	Florin Tincescu	ROU	Porsche 911 GT3 Cup gen 2	AM	11	1:56.709	6	1:57.884	3	1:58.023	4	1:59.007	7	2:00.318	9
20	70 GDL Racing	SMR	Roberto Bosio	ITA			Porsche 911 GT3 Cup gen 2	AM	12	1:58.235	8	1:58.744	10	2:00.225	4	2:00.418	5	2:00.553	7
21	71 GDL Racing	SMR	Jim Michaelian	USA			Porsche 911 GT3 Cup gen 2	AM	13	2:02.471	8	2:03.459	7	2:03.753	6	2:04.471	9	2:05.014	5








**Autodromo Nazionale Monza**  
**GT Cup Europe**  
**Qualifying - 2 Driver - 2**  
**Best 5 Top Speeds**



Autodromo Nazionale Monza 5.793 m.

Cl	N° Entrant/Team	Nat	Driver 1	Nat	Driver 2	Nat	Vehicle	Cat	Cl	Top 1		Top 2		Top 3		Top 4		Top 5		Avg
										Km/h	Lap	Km/h	Lap	Km/h	Lap	Km/h	Lap	Km/h	Lap	
1	44 Eugenio Pisani / SP Racing	ITA	<b>Eugenio Pisani</b>	ITA	Stefano Zanini	IND	Porsche 911 GT3 Cup gen 2	PROAM	1	<b>278.3</b>	6	278.3	8	275.5	9	271.3	5	270.0	7	274.7
2	69 Kessel Racing	CHE	Alexandre Bochez	CHE	<b>Mikaël Bochez</b>	CHE	Ferrari 488 Challenge Evo	AM	1	<b>278.3</b>	9	276.9	10	275.5	7	273.4	5	271.3	6	275.1
3	19 Mertel Motorsport	DEU	Stefano Bozzoni	ITA	<b>Fernando Navarrete</b>	ESP	Ferrari 488 Challenge Evo	AM	2	<b>277.6</b>	7	273.4	4	272.7	8	268.6	3	240.5	6	266.5
4	17 Rossocorsa Racing	ITA	Lorenzo Innocenti	ITA	<b>Andrea Belicchi</b>	ITA	Ferrari 488 Challenge Evo	PROAM	2	<b>276.9</b>	7	276.9	8	275.5	5	274.8	4	269.3	3	274.6
5	67 GDL Racing	SMR	<b>Federico Lamperti</b>	ITA	Stefano Borghi	ITA	Porsche 992 GT3 Cup	AM	3	<b>276.9</b>	6	264.7	7	263.4	5	260.8	8	251.1	4	263.4
6	78 ZRS Motorsport	ITA	Davide Scannicchio	ITA	<b>Fabio Babini</b>	ITA	Porsche 992 GT3 Cup	PROAM	3	<b>276.9</b>	5	276.9	8	276.9	10	274.8	7	273.4	4	275.7
7	47 EST1 Racing	EST	Alex Reimann	EST			Porsche 992 GT3 Cup	PROAM	4	<b>276.2</b>	10	275.5	3	275.5	7	274.8	5	274.8	8	275.3
8	77 EST1 Racing	EST	Indrek Jaaska	EST			Porsche 992 GT3 Cup	AM	4	<b>276.2</b>	7	276.2	10	272.7	9	272.0	5	272.0	6	273.8
9	81 Mertel Motorsport	DEU	Luca Ludwig	DEU	<b>Steven Liquorish</b>	GBR	Ferrari 488 Challenge Evo	PROAM	5	<b>276.2</b>	9	275.5	7	274.8	6	274.1	5	271.3	3	274.4
10	80 Mertel Motorsport	DEU	<b>Iván Velasco</b>	ESP	Jorge Cabezas	ESP	Ferrari 488 Challenge Evo	PROAM	6	<b>275.5</b>	8	265.3	7	257.7	5	246.5	4	244.8	3	258.0
11	57 Q1-trackracing	BEL	<b>Quentin Antonel</b>	FRA	Nicolas Vandierendonck	BEL	Porsche 992 GT3 Cup	AM*	5	<b>274.8</b>	8	270.0	7	269.3	6	263.4	5	246.5	4	264.8
12	52 Q1-trackracing	BEL	Xander Przybylak	BEL	<b>Laurent Vandervelde</b>	BEL	Porsche 992 GT3 Cup	AM	6	<b>274.1</b>	3	258.3	7	255.9	9	246.0	8	238.9	4	254.6
13	12 GDL Racing	SMR	Glaucio Solieri	ITA			Porsche 992 GT3 Cup	AM	7	<b>272.7</b>	7	272.7	10	270.0	8	261.5	5	249.4	9	265.2
14	54 Q1-trackracing	BEL	Jan Laurysen	BEL			Porsche 992 GT3 Cup	PROAM	7	<b>272.7</b>	4	271.3	3	270.0	9	266.6	6	262.7	7	268.7
15	21 Camil Perian / R01 Racing by Varu Nicu	ROU	<b>Camil Perian</b>	ROU	Florin Tincescu	ROU	Porsche 911 GT3 Cup gen 2	AM	8	<b>271.3</b>	9	267.9	5	267.9	10	264.0	4	262.1	6	266.7
16	68 GDL Racing	SMR	Samuele Bosio	ITA			Porsche 992 GT3 Cup	AM	9	<b>271.3</b>	8	271.3	9	269.3	6	264.0	4	259.6	5	267.1
17	73 Van Straten / Orhès Racing	FRA	<b>Axel Vanstraten</b>	FRA	Remi Vanstraten	FRA	Porsche 992 GT3 Cup	PROAM	8	<b>271.3</b>	9	269.3	8	267.3	5	265.3	3	265.3	7	267.7
18	11 Fabio Fabiani / SP Racing	ITA	Fabio Fabiani	ITA	<b>Stefano Zerbi</b>	ITA	Porsche 911 GT3 Cup gen 2	AM	10	<b>263.4</b>	5	262.7	10	259.6	9	251.1	7	247.7	3	256.9
19	14 Ghinzani Arco Motorsport	ITA	Maurizio Fondi	ITA	<b>Laura Van den Hengel</b>	NLD	Porsche 992 GT3 Cup	AM	11	<b>256.5</b>	4	255.3	5	253.5	8	244.3	9	241.6	3	250.2
20	70 GDL Racing	SMR	Roberto Bosio	ITA			Porsche 911 GT3 Cup gen 2	AM	12	<b>245.4</b>	8	243.7	5	237.3	4	236.3	7	236.3	10	239.8
21	71 GDL Racing	SMR	Jim Michaelian	USA			Porsche 911 GT3 Cup gen 2	AM	13	<b>236.3</b>	5	232.7	6	230.2	7	226.8	8	225.9	3	230.4





# Autodromo Nazionale Monza

## GT Cup Europe


### Qualifying - 2 Driver - 2

#### Fastest Laps Sequence



Lap	Time of Day	Session Time	N° Entrant/Team	Nat	Driver 1	Nat	Driver 2	Nat	Vehicle	Cat	Time	Km/h
2	9:15:21.694	4:21.694	80 Mertel Motorsport	DEU	<b>Iván Velasco</b>	ESP	Jorge Cabezas	ESP	Ferrari 488 Challenge Evo	PROAM	<b>1:54.775</b>	181.7
3	9:17:13.328	6:13.328	80 Mertel Motorsport	DEU	<b>Iván Velasco</b>	ESP	Jorge Cabezas	ESP	Ferrari 488 Challenge Evo	PROAM	<b>1:51.634</b>	186.8
4	9:19:04.642	8:04.642	80 Mertel Motorsport	DEU	<b>Iván Velasco</b>	ESP	Jorge Cabezas	ESP	Ferrari 488 Challenge Evo	PROAM	<b>1:51.314</b>	187.3
3	9:20:15.589	9:15.589	19 Mertel Motorsport	DEU	Stefano Bozzoni	ITA	<b>Fernando Navarrete</b>	ESP	Ferrari 488 Challenge Evo	AM	<b>1:50.721</b>	188.3
4	9:22:44.357	11:44.357	17 Rossocorsa Racing	ITA	Lorenzo Innocenti	ITA	<b>Andrea Belicchi</b>	ITA	Ferrari 488 Challenge Evo	PROAM	<b>1:50.468</b>	188.7
5	9:24:34.535	13:34.535	17 Rossocorsa Racing	ITA	Lorenzo Innocenti	ITA	<b>Andrea Belicchi</b>	ITA	Ferrari 488 Challenge Evo	PROAM	<b>1:50.178</b>	189.2
8	9:29:36.801	18:36.801	80 Mertel Motorsport	DEU	<b>Iván Velasco</b>	ESP	Jorge Cabezas	ESP	Ferrari 488 Challenge Evo	PROAM	<b>1:49.924</b>	189.7





# Autodromo Nazionale Monza

## GT Cup Europe

### Qualifying - 2 Driver - 2

#### Event Best Maximum Speed

Autodromo Nazionale Monza 5.793 m.



N°	Entrant/Team	Nat	Driver 1	Nat	Driver 2	Nat	Vehicle	Cat	Km/h	Session
44	Eugenio Pisani / SP Racing	ITA	Eugenio Pisani	ITA	Stefano Zanini	MCO	Porsche 911 GT3 Cup gen 2	PROAM	278.3	Qualifying - 2 Driver - 2
69	Kessel Racing	CHE	Alexandre Bochez	CHE	Mikaël Bochez	CHE	Ferrari 488 Challenge Evo	AM	278.3	Qualifying - 2 Driver - 2
17	Rossocorsa Racing	ITA	Lorenzo Innocenti	ITA	Andrea Belicchi	ITA	Ferrari 488 Challenge Evo	PROAM	277.6	Qualifying - 1 Driver - 1
19	Mertel Motorsport	DEU	Stefano Bozzoni	ITA	Fernando Navarrete	ESP	Ferrari 488 Challenge Evo	AM	277.6	Qualifying - 2 Driver - 2
21	Camil Perian / R01 Racing by Varu Nicu	ROU	Camil Perian	ROU	Florin Tincescu	ROU	Porsche 911 GT3 Cup gen 2	AM	276.9	Qualifying - 1 Driver - 1
78	ZRS Motorsport	ITA	Davide Scannicchio	ITA	Fabio Babini	ITA	Porsche 992 GT3 Cup	PROAM	276.9	Qualifying - 2 Driver - 2
67	GDL Racing	SMR	Federico Lamperti	ITA	Stefano Borghi	ITA	Porsche 992 GT3 Cup	AM	276.9	Qualifying - 2 Driver - 2
11	Fabio Fabiani / SP Racing	ITA	Fabio Fabiani	ITA	Stefano Zerbi	ITA	Porsche 911 GT3 Cup gen 2	AM	276.2	Qualifying - 1 Driver - 1
16	Volcano Motorsport	ESP	Evgenii Leonov	FIN			Porsche 992 GT3 Cup	PROAM*	276.2	Qualifying - 1 Driver - 1
47	EST1 Racing	EST	Alex Reimann	EST			Porsche 992 GT3 Cup	PROAM	276.2	Qualifying - 2 Driver - 2
81	Mertel Motorsport	DEU	Luca Ludwig	DEU	Steven Liquorish	GBR	Ferrari 488 Challenge Evo	PROAM	276.2	Qualifying - 2 Driver - 2
77	EST1 Racing	EST	Indrek Jaaska	EST			Porsche 992 GT3 Cup	AM	276.2	Qualifying - 2 Driver - 2
80	Mertel Motorsport	DEU	Iván Velasco	ESP	Jorge Cabezas	ESP	Ferrari 488 Challenge Evo	PROAM	275.5	Qualifying - 2 Driver - 2
57	Q1-trackracing	BEL	Quentin Antonel	FRA	Nicolas Vandierendonck		Porsche 992 GT3 Cup	AM*	274.8	Qualifying - 2 Driver - 2
52	Q1-trackracing	BEL	Xander Przybylak	BEL	Laurent Vandervelde	BEL	Porsche 992 GT3 Cup	AM	274.1	Qualifying - 2 Driver - 2
54	Q1-trackracing	BEL	Jan Laurysen	BEL			Porsche 992 GT3 Cup	PROAM	272.7	Qualifying - 2 Driver - 2
12	GDL Racing	SMR	Glauco Solieri	ITA			Porsche 992 GT3 Cup	AM	272.7	Qualifying - 2 Driver - 2
73	Van Straten / Orhès Racing	FRA	Axel Vanstraten	FRA	Remi Vanstraten	FRA	Porsche 992 GT3 Cup	PROAM	272.0	Qualifying - 1 Driver - 1
68	GDL Racing	SMR	Samuele Bosio	ITA			Porsche 992 GT3 Cup	AM	271.3	Qualifying - 2 Driver - 2
14	Ghinzani Arco Motorsport	ITA	Maurizio Fondi	ITA	Laura Van den Hengel	NLD	Porsche 992 GT3 Cup	AM	264.0	Free Practice - 2
55	Q1-trackracing	BEL	Gustavo Condé	BRA	H. Mello	BRA	Porsche 992 GT3 Cup	AM	262.1	Qualifying - 1 Driver - 1
70	GDL Racing	SMR	Roberto Bosio	ITA			Porsche 911 GT3 Cup gen 2	AM	245.4	Qualifying - 2 Driver - 2
71	GDL Racing	SMR	Jim Michaelian	USA			Porsche 911 GT3 Cup gen 2	AM	236.3	Qualifying - 2 Driver - 2





**Autodromo Nazionale Monza**  
**GT Cup Europe**  
**Qualifying - 2 Driver - 2**  
**Pit Stop Analysis**



**19** Stefano Bozzoni Ferrari 488 Challenge Evo

AM Fernando Navarrete Mertel Motorsport

N°	In Day Time	In Time	Out Time	Pit Time	T. Pit Time	Handicap	Diff.
1	9:22:10.268	9:22:10.268	9:24:11.530	2:01.262	2:01.262		

**52** Xander Przybylak Porsche 992 GT3 Cup

AM Laurent Vanderveelde Q1-trackracing

N°	In Day Time	In Time	Out Time	Pit Time	T. Pit Time	Handicap	Diff.
1	9:19:45.449	9:19:45.449	9:22:19.387	2:33.938	2:33.938		

**54** Jan Laurysen Porsche 992 GT3 Cup

PROAM Q1-trackracing

N°	In Day Time	In Time	Out Time	Pit Time	T. Pit Time	Handicap	Diff.
1	9:25:37.994	9:25:37.994	9:27:21.013	1:43.019	1:43.019		

**68** Samuele Bosio Porsche 992 GT3 Cup

AM GDL Racing

N°	In Day Time	In Time	Out Time	Pit Time	T. Pit Time	Handicap	Diff.
1	9:25:06.621	9:25:06.621	9:26:33.793	1:27.172	1:27.172		

**69** Alexandre Bochez Ferrari 488 Challenge Evo

AM Mikaël Bochez Kessel Racing

N°	In Day Time	In Time	Out Time	Pit Time	T. Pit Time	Handicap	Diff.
1	9:25:48.651	9:25:48.651	9:27:06.175	1:17.524	1:17.524		

**73** Axel Vanstraten Porsche 992 GT3 Cup

PROAM Remi Vanstraten Van Straten / Orhès Racing

N°	In Day Time	In Time	Out Time	Pit Time	T. Pit Time	Handicap	Diff.
1	9:21:32.988	9:21:32.988	9:22:51.262	1:18.274	1:18.274		

**80** Iván Velasco Ferrari 488 Challenge Evo

PROAM Jorge Cabezas Mertel Motorsport

N°	In Day Time	In Time	Out Time	Pit Time	T. Pit Time	Handicap	Diff.
1	9:20:59.105	9:20:59.105	9:23:47.834	2:48.729	2:48.729		

**81** Luca Ludwig Ferrari 488 Challenge Evo

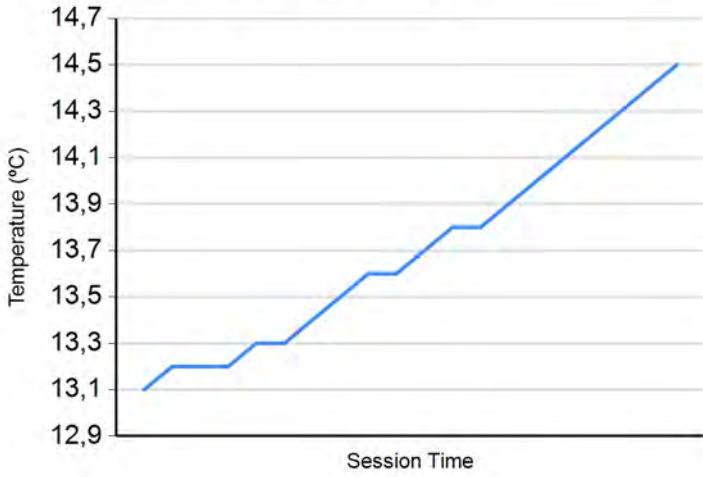
PROAM Steven Liquorish Mertel Motorsport

N°	In Day Time	In Time	Out Time	Pit Time	T. Pit Time	Handicap	Diff.
1	9:25:30.263	9:25:30.263	9:28:05.419	2:35.156	2:35.156		

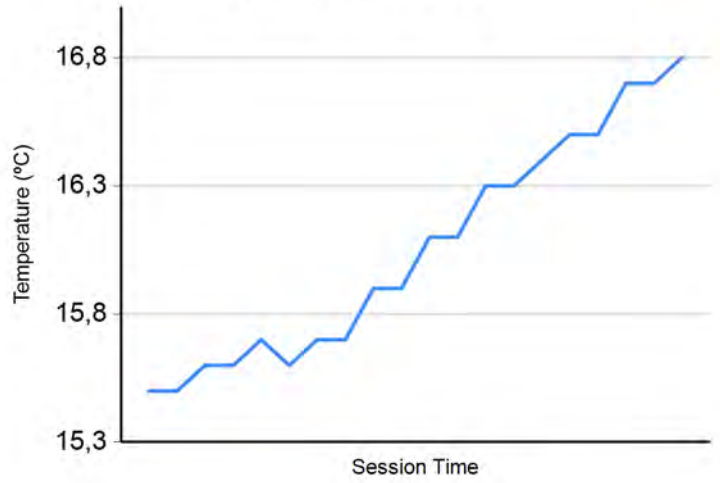




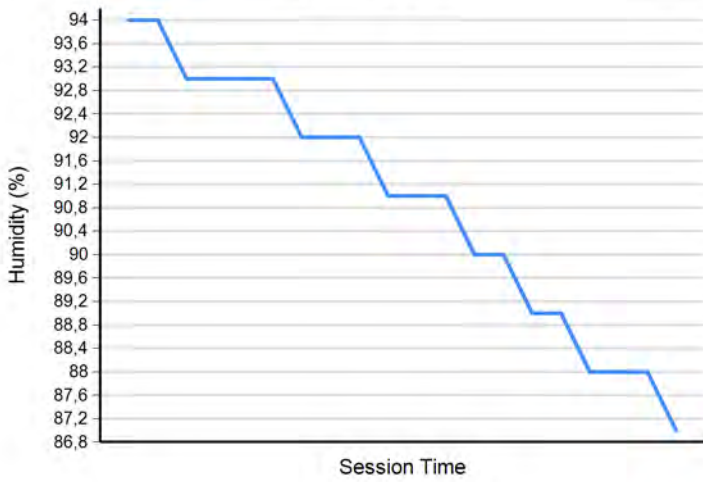
**Air Temperature**



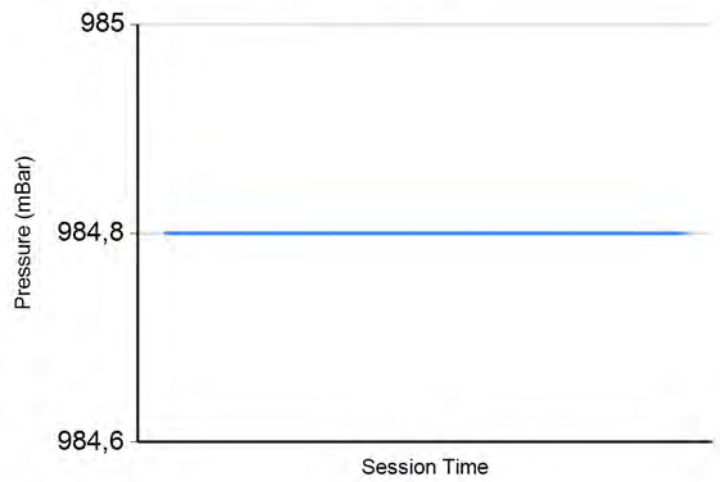
**Track Temperature**



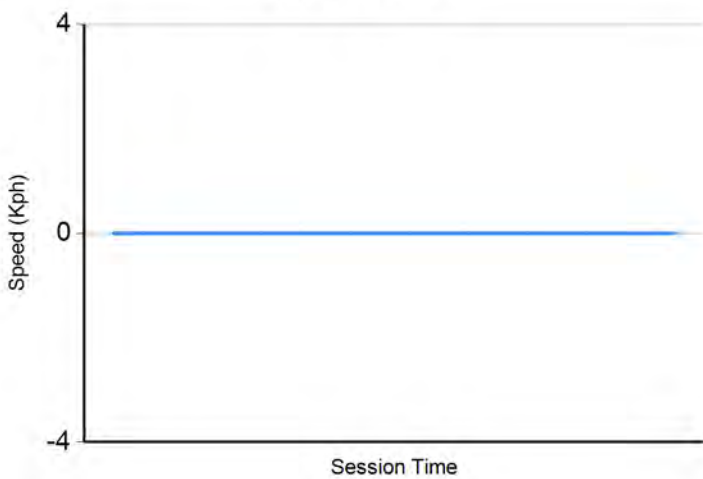
**Humidity**



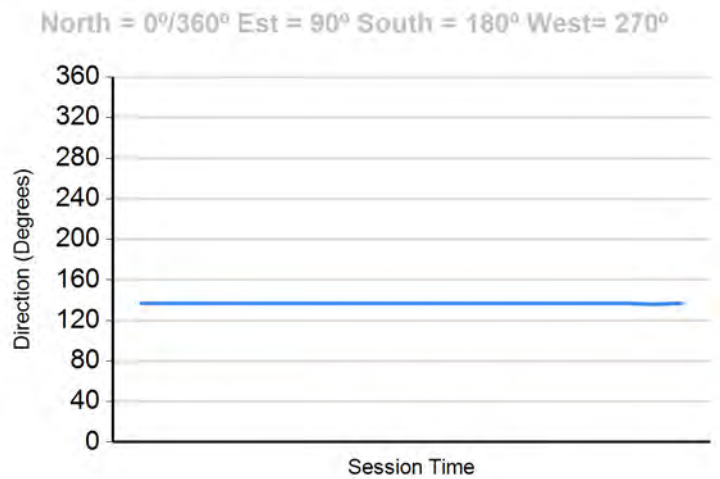
**Pressure**



**Wind Speed**



**Wind direction**







# Autodromo Nazionale Monza

## GT Cup Europe

### Qualifying - 2 Driver - 2

#### Final Results



Autodromo Nazionale Monza 5.793 m.

Cls	N°	Entrant/Team	Nat	Driver 1	Nat	Driver 2	Nat	Vehicle	Cat	Cls	Laps	Best	Time	Gap	Interval	Km/h
1	80	Mertel Motorsport	DEU	<b>Iván Velasco</b>	ESP	Jorge Cabezas	ESP	Ferrari 488 Challenge Evo	PROAM	1	9	8	1:49.924			189.7
2	19	Mertel Motorsport	DEU	Stefano Bozzoni	ITA	<b>Fernando Navarrete</b>	ESP	Ferrari 488 Challenge Evo	AM	1	9	8	1:50.020	0.096	0.096	189.5
3	17	Rosscorsa Racing	ITA	Lorenzo Innocenti	ITA	<b>Andrea Belicchi</b>	ITA	Ferrari 488 Challenge Evo	PROAM	2	9	5	1:50.178	0.254	0.158	189.2
4	47	EST1 Racing	EST	Alex Reimann	EST			Porsche 992 GT3 Cup	PROAM	3	11	8	1:50.201	0.277	0.023	189.2
5	78	ZRS Motorsport	ITA	Davide Scannicchio	ITA	<b>Fabio Babini</b>	ITA	Porsche 992 GT3 Cup	PROAM	4	11	10	1:50.338	0.414	0.137	189.0
6	44	Eugenio Pisani / SP Racing	ITA	<b>Eugenio Pisani</b>	ITA	Stefano Zanini	MCO	Porsche 911 GT3 Cup gen 2	PROAM	5	10	8	1:50.835	0.911	0.497	188.1
7	57	Q1-trackracing	BEL	<b>Quentin Antonel</b>	FRA	Nicolas Vandierendonck	BEL	Porsche 992 GT3 Cup	AM*	2	9	8	1:50.883	0.959	0.048	188.0
8	54	Q1-trackracing	BEL	Jan Laurysse	BEL			Porsche 992 GT3 Cup	PROAM	6	10	9	1:51.740	1.816	0.857	186.6
9	73	Van Straten / Orhès Racing	FRA	<b>Axel Vanstraten</b>	FRA	Remi Vanstraten	FRA	Porsche 992 GT3 Cup	PROAM	7	11	10	1:52.273	2.349	0.533	185.7
10	69	Kessel Racing	CHE	Alexandre Bochez	CHE	<b>Mikaël Bochez</b>	CHE	Ferrari 488 Challenge Evo	AM	3	11	10	1:52.649	2.725	0.376	185.1
11	81	Mertel Motorsport	DEU	Luca Ludwig	DEU	<b>Steven Liquorish</b>	GBR	Ferrari 488 Challenge Evo	PROAM	8	10	9	1:52.689	2.765	0.040	185.0
12	12	GDL Racing	SMR	Glauco Solieri	ITA			Porsche 992 GT3 Cup	AM	4	11	10	1:52.787	2.863	0.098	184.9
13	52	Q1-trackracing	BEL	Xander Przybylak	BEL	<b>Laurent Vandervelde</b>	BEL	Porsche 992 GT3 Cup	AM	5	10	9	1:52.834	2.910	0.047	184.8
14	77	EST1 Racing	EST	Indrek Jaaska	EST			Porsche 992 GT3 Cup	AM	6	11	10	1:53.326	3.402	0.492	184.0
15	68	GDL Racing	SMR	Samuele Bosio	ITA			Porsche 992 GT3 Cup	AM	7	9	8	1:53.854	3.930	0.528	183.1
16	67	GDL Racing	ITA	<b>Federico Lamperti</b>	ITA	Stefano Borghi	ITA	Porsche 992 GT3 Cup	AM	8	8	7	1:53.877	3.953	0.023	183.1
17	11	Fabio Fabiani / SP Racing	ITA	Fabio Fabiani	ITA	<b>Stefano Zerbi</b>	ITA	Porsche 911 GT3 Cup gen 2	AM	9	11	10	1:54.545	4.621	0.668	182.0
18	14	Ghinzani Arco Motorsport	ITA	Maurizio Fondi	ITA	<b>Laura Van den Hengel</b>	NLD	Porsche 992 GT3 Cup	AM	10	10	7	1:55.196	5.272	0.651	181.0
19	21	Camil Perian / R01 Racing by Varu Nicu	ROU	<b>Camil Perian</b>	ROU	Florin Tinescu	ROU	Porsche 911 GT3 Cup gen 2	AM	11	9	6	1:56.709	6.785	1.513	178.6
20	70	GDL Racing	SMR	Roberto Bosio	ITA			Porsche 911 GT3 Cup gen 2	AM	12	11	8	1:58.235	8.311	1.526	176.3
21	71	GDL Racing	SMR	Jim Michaelian	USA			Porsche 911 GT3 Cup gen 2	AM	13	10	8	2:02.471	12.547	4.236	170.2

#### \* PENALTIES

CAR 21 TIME 1:56.028 DELETED CUTTING T 4-5

CAR 77 TIME 1:57.720 DELETED CUTTING T 4-5

CAR 21 TIME 2:13.171 DELETED CUTTING T 4-5

CAR 14 TIME 2:44.035 DELETED CUTTING T 4-5

Published at:.....

Track Temp: 16.8 °C Air Temp: 14.5 °C Humidity: 87 % Track Status: DRY

Stewards:

Timekeeper:

Luis Garcia

JOB-1605-ESP/M

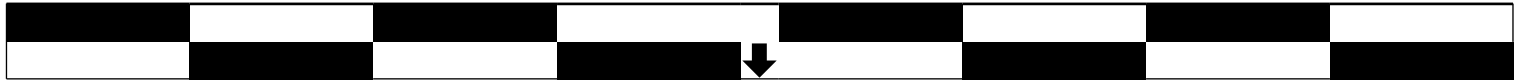




**Autodromo Nazionale Monza**  
**GT Cup Europe**  
**Race - 2**  
**Starting Grid**



<b>21</b>	71	GDL Racing <b>Jim Michaelian</b>	2:02.471	.11.			
<b>19</b>	21	Camil Perian / R01 Racing by Varu Nicu <b>Camil Perian</b>	1:56.709	.10.	1:58.235	GDL Racing <b>Roberto Bosio</b>	<b>20</b>
<b>17</b>	11	Fabio Fabiani / SP Racing <b>Stefano Zerbi</b>	1:54.545	.9.	1:55.196	Ghinzani Arco Motorsport <b>Laura Van den Hengel</b>	<b>18</b>
<b>15</b>	68	GDL Racing <b>Samuele Bosio</b>	1:53.854	.8.	1:53.877	GDL Racing <b>Federico Lamperti</b>	<b>16</b>
<b>13</b>	52	Q1-trackracing <b>Laurent Vandervelde</b>	1:52.834	.7.	1:53.326	EST1 Racing <b>Indrek Jaaska</b>	<b>14</b>
<b>11</b>	81	Mertel Motorsport <b>Steven Liguorish</b>	1:52.689	.6.	1:52.787	GDL Racing <b>Glauco Solieri</b>	<b>12</b>
<b>9</b>	69	Kessel Racing <b>Mikaël Bochez</b>	1:52.649	.5.	1:51.740	Q1-trackracing <b>Jan Laurvssen</b>	<b>10</b>
<b>7</b>	57	Q1-trackracing <b>Quentin Antonel</b>	1:50.883	.4.	1:52.273	Van Straten / Orhès Racing <b>Axel Van Straaten</b>	<b>8</b>
<b>5</b>	78	ZRS Motorsport <b>Fabio Babini</b>	1:50.338	.3.	1:50.835	Eugenio Pisani / SP Racing <b>Eugenio Pisani</b>	<b>6</b>
<b>3</b>	17	Rossocorsa Racing <b>Andrea Belicchi</b>	1:50.178	.2.	1:50.201	EST1 Racing <b>Alex Reimann</b>	<b>4</b>
<b>1</b>	80	Mertel Motorsport <b>Iván Velasco</b>	1:49.924	.1.	1:50.020	Mertel Motorsport <b>Fernando Navarrete</b>	<b>2</b>



**Pole**


**\* PENALTIES**

CAR #54 DROP 2 GRID POSITIONS STEWARDS' DECISION NUMBER 12

Published at:.....

<b>Stewards:</b>	<b>Timekeeper:</b>  Luis Garcia JOB-1605-ESP/M
------------------	---





# Autodromo Nazionale Monza

## GT Cup Europe

### Race - 2

#### Provisional Results



Cls	N°	Entrant/Team	Nat	Driver 1	Nat	Driver 2	Nat	Vehicle	Cat	Cl	Laps	Total Time	Gap	Interval	Km/h	Best	Time	Km/h
1	80	Mertel Motorsport	DEU	<b>Iván Velasco</b>	ESP	Jorge Cabezas	ESP	Ferrari 488 Challenge Evo	PROAM	1	21	<b>45:08.279</b>			161.7	11	1:51.062	187.7
2	54	Q1-trackracing	BEL	Jan Laurysse	BEL			Porsche 992 GT3 Cup	PROAM	2	21	<b>45:10.610</b>	2.331	2.331	161.5	10	1:51.585	186.8
3	69	Kessel Racing	CHE	Alexandre Bochez	CHE	<b>Mikaël Bochez</b>	CHE	Ferrari 488 Challenge Evo	AM	1	21	<b>45:11.853</b>	3.574	1.243	161.4	16	1:53.005	184.5
4	12	GDL Racing	SMR	Glauco Solieri	ITA			Porsche 992 GT3 Cup	AM	2	21	<b>45:13.204</b>	4.925	1.351	161.4	16	1:52.870	184.7
5	17*	Rossocorsa Racing	ITA	Lorenzo Innocenti	ITA	<b>Andrea Belicchi</b>	ITA	Ferrari 488 Challenge Evo	PROAM	3	21	<b>45:14.602</b>	6.323	1.398	161.3	7	1:50.239	189.1
6	78	ZRS Motorsport	ITA	Davide Scannicchio	ITA	<b>Fabio Babini</b>	ITA	Porsche 992 GT3 Cup	PROAM	4	21	<b>45:14.879</b>	6.600	0.277	161.3	13	1:51.542	186.9
7	81*	Mertel Motorsport	DEU	Luca Ludwig	DEU	<b>Steven Liquorish</b>	GBR	Ferrari 488 Challenge Evo	PROAM	5	21	<b>45:15.065</b>	6.786	0.186	161.3	16	1:51.179	187.5
8	57	Q1-trackracing	BEL	<b>Quentin Antonel</b>	FRA	Nicolas Vandierendonck	BEL	Porsche 992 GT3 Cup	AM*	3	21	<b>45:15.875</b>	7.596	0.810	161.2	12	1:51.778	186.5
9	21	Camil Perian / R01 Racing by Varu Nicu	ROU	<b>Camil Perian</b>	ROU	Florin Tincescu	ROU	Porsche 911 GT3 Cup gen 2	AM	4	21	<b>45:16.530</b>	8.251	0.655	161.2	13	1:53.304	184.0
10	68	GDL Racing	SMR	Samuele Bosio	ITA			Porsche 992 GT3 Cup	AM	5	21	<b>45:17.028</b>	8.749	0.498	161.1	10	1:53.252	184.1
11	77	EST1 Racing	EST	Indrek Jaaska	EST			Porsche 992 GT3 Cup	AM	6	21	<b>45:18.237</b>	9.958	1.209	161.1	16	1:52.892	184.7
12	44	Eugenio Pisani / SP Racing	ITA	<b>Eugenio Pisani</b>	ITA	Stefano Zanini	MCO	Porsche 911 GT3 Cup gen 2	PROAM	6	21	<b>45:20.977</b>	12.698	2.740	160.9	9	1:51.434	187.1
13	73*	Van Straten / Orhès Racing	FRA	<b>Axel Van Straaten</b>	FRA	Remi Van Straaten	FRA	Porsche 992 GT3 Cup	PROAM	7	21	<b>45:22.407</b>	14.128	1.430	160.8	16	1:52.322	185.6
14	11*	Fabio Fabiani / SP Racing	ITA	Fabio Fabiani	ITA	<b>Stefano Zerbi</b>	ITA	Porsche 911 GT3 Cup gen 2	AM	7	21	<b>45:23.485</b>	15.206	1.078	160.8	16	1:54.961	181.4
15	14	Ghinzani Arco Motorsport	ITA	Maurizio Fondi	ITA	<b>Laura Van den Hengel</b>	NLD	Porsche 992 GT3 Cup	AM	8	21	<b>45:24.625</b>	16.346	1.140	160.7	10	1:53.181	184.2
16	70*	GDL Racing	SMR	Roberto Bosio	ITA			Porsche 911 GT3 Cup gen 2	AM	9	21	<b>45:30.214</b>	21.935	5.589	160.4	8	1:57.146	178.0
17	67	GDL Racing	SMR	<b>Federico Lamperti</b>	ITA	Stefano Borghi	ITA	Porsche 992 GT3 Cup	AM	10	20	<b>43:23.093</b>	1 Lap	1 Lap	160.2	9	1:53.093	184.4
18	71	GDL Racing	SMR	Jim Michaelian	USA			Porsche 911 GT3 Cup gen 2	AM	11	20	<b>45:39.282</b>	1 Lap	2:16.189	152.2	7	2:03.128	169.3
19	47	EST1 Racing	EST	Alex Reimann	EST			Porsche 992 GT3 Cup	PROAM	8	16	<b>33:18.184</b>	5 Laps	4 Laps	166.9	7	1:51.502	187.0
20	19	Mertel Motorsport	DEU	Stefano Bozzoni	ITA	<b>Fernando Navarrete</b>	ESP	Ferrari 488 Challenge Evo	AM	12	16	<b>33:18.841</b>	5 Laps	0.657	166.9	10	1:49.956	189.6

Not classified: (Requirements: 75% of number laps of leader = 16 Laps)

52	Q1-trackracing	BEL	Xander Przybylak	BEL	<b>Laurent Vandervelde</b>	BEL	Porsche 992 GT3 Cup	AM	13	1	<b>2:03.564</b>	20 Laps	15 Laps	168.7	1	2:03.564	168.7
----	----------------	-----	------------------	-----	----------------------------	-----	---------------------	----	----	---	-----------------	---------	---------	-------	---	----------	-------

Fastest lap Bozzoni - Navarrete in 1:49.956 at 189.6 Km/h in lap 10

AM	19	Mertel Motorsport	DEU	Stefano Bozzoni	ITA	Fernando Navarrete	ESP	Ferrari 488 Challenge Evo	10	1:49.956	189.6
PROAM	17*	Rossocorsa Racing	ITA	Lorenzo Innocenti	ITA	Andrea Belicchi	ITA	Ferrari 488 Challenge Evo	7	1:50.239	189.1

#### \* PENALTIES

CAR #17- 5 SECONDS TIME PENALTY ADDED TO RACE TIME - GAINING ADVANTAGE OUT OF TRACK

CAR #81- 5 SECONDS TIME PENALTY ADDED TO RACE TIME - GAINING ADVANTAGE OUT OF TRACK

CAR #11 - 5 SECONDS TIME PENALTY TO BE ADDED TO RACE TIME - GAINING ADVANTAGE OUT OF TRACK

CAR #73 - 10 SECONDS TIME PENALTY TO BE ADDED TO RACE TIME - CAUSING A COLLISION WITH CAR 52

CAR #70 - 5 SECONDS TIME PENALTY TO BE ADDED TO RACE TIME - CROSSING WHITE LINE AT PIT EXIT

Published at:.....

Track Temp: **33.4 °C** Air Temp: **24.4 °C** Humidity: **41 %** Track Status: **DRY**


Race Director:

Timekeeper:

Luis Garcia

JOB-1605-ESP/M





Autodromo Nazionale Monza  
GT Cup Europe  
Race - 2  
Provisional Results by Category



PROAM																		
Cls	N°	Entrant/Team	Nat	Driver 1	Nat	Driver 2	Nat	Vehicle	Cat	Cl	Laps	Total Time	Gap	Interval	Km/h	Best	Time	Km/h
1	80	Mertel Motorsport	ESP	<b>Iván Velasco</b>	ESP	Jorge Cabezas	ESP	Ferrari 488 Challenge Evo	PROAM	1	21	45:08.279			161.7	11	1:51.062	187.7
2	54	Q1-trackracing	BEL	Jan Lauryszen	BEL			Porsche 992 GT3 Cup	PROAM	2	21	45:10.610	2.331	2.331	161.5	10	1:51.585	186.8
3	17 *	Rossocorsa Racing	ITA	Lorenzo Innocenti	ITA	<b>Andrea Belicchi</b>	ITA	Ferrari 488 Challenge Evo	PROAM	3	21	45:14.602	6.323	3.992	161.3	7	1:50.239	189.1
4	78	ZRS Motorsport	ITA	Davide Scannicchio	ITA	<b>Fabio Babini</b>	ITA	Porsche 992 GT3 Cup	PROAM	4	21	45:14.879	6.600	0.277	161.3	13	1:51.542	186.9
5	81 *	Mertel Motorsport	GER	Luca Ludwig	GER	<b>Steven Liguorish</b>	GBR	Ferrari 488 Challenge Evo	PROAM	5	21	45:15.065	6.786	0.186	161.3	16	1:51.179	187.5
6	44	Eugenio Pisani / SP Racing	ITA	<b>Eugenio Pisani</b>	ITA	Stefano Zanini	MCO	Porsche 911 GT3 Cup gen 2	PROAM	6	21	45:20.977	12.698	5.912	160.9	9	1:51.434	187.1
7	73 *	Van Straten / Orhès Racing	FRA	<b>Axel Van Straaten</b>	FRA	Remi Van Straaten	FRA	Porsche 992 GT3 Cup	PROAM	7	21	45:22.407	14.128	1.430	160.8	16	1:52.322	185.6
8	47	EST1 Racing	EST	Alex Reimann	EST			Porsche 992 GT3 Cup	PROAM	8	16	33:18.184	5 Laps	5 Laps	166.9	7	1:51.502	187.0

AM																		
Cls	N°	Entrant/Team	Nat	Driver 1	Nat	Driver 2	Nat	Vehicle	Cat	Cl	Laps	Total Time	Gap	Interval	Km/h	Best	Time	Km/h
1	69	Kessel Racing	CHE	Alexandre Bochez	CHE	<b>Mikaël Bochez</b>	CHE	Ferrari 488 Challenge Evo	AM	1	21	45:11.853			161.4	16	1:53.005	184.5
2	12	GDL Racing	SMR	Glauco Solieri	ITA			Porsche 992 GT3 Cup	AM	2	21	45:13.204	1.351	1.351	161.4	16	1:52.870	184.7
3	57	Q1-trackracing	BEL	<b>Quentin Antonel</b>	FRA	Nicolas Vandierendonck	BEL	Porsche 992 GT3 Cup	AM*	3	21	45:15.875	4.022	2.671	161.2	12	1:51.778	186.5
4	21	Camil Perian / R01 Racing by Varu Nicu	ROU	<b>Camil Perian</b>	ROU	Florin Tincescu	ROU	Porsche 911 GT3 Cup gen 2	AM	4	21	45:16.530	4.677	0.655	161.2	13	1:53.304	184.0
5	68	GDL Racing	SMR	Samuele Bosio	ITA			Porsche 992 GT3 Cup	AM	5	21	45:17.028	5.175	0.498	161.1	10	1:53.252	184.1
6	77	EST1 Racing	EST	Indrek Jaaska	EST			Porsche 992 GT3 Cup	AM	6	21	45:18.237	6.384	1.209	161.1	16	1:52.892	184.7
7	11 *	Fabio Fabiani / SP Racing	ITA	Fabio Fabiani	ITA	<b>Stefano Zerbi</b>	ITA	Porsche 911 GT3 Cup gen 2	AM	7	21	45:23.485	11.632	5.248	160.8	16	1:54.961	181.4
8	14	Ghinzani Arco Motorsport	ITA	Maurizio Fondi	ITA	<b>Laura Van den Hengel</b>	NLD	Porsche 992 GT3 Cup	AM	8	21	45:24.625	12.772	1.140	160.7	10	1:53.181	184.2
9	70 *	GDL Racing	SMR	Roberto Bosio	ITA			Porsche 911 GT3 Cup gen 2	AM	9	21	45:30.214	18.361	5.589	160.4	8	1:57.146	178.0
10	67	GDL Racing	SMR	<b>Federico Lamperti</b>	ITA	Stefano Borghi	ITA	Porsche 992 GT3 Cup	AM	10	20	43:23.093	1 Lap	1 Lap	160.2	9	1:53.093	184.4
11	71	GDL Racing	SMR	Jim Michaelian	USA			Porsche 911 GT3 Cup gen 2	AM	11	20	45:39.282	1 Lap	2:16.189	152.2	7	2:03.128	169.3
12	19	Mertel Motorsport	GER	Stefano Bozzoni	ITA	<b>Fernando Navarrete</b>	ESP	Ferrari 488 Challenge Evo	AM	12	16	33:18.841	5 Laps	4 Laps	166.9	10	1:49.956	189.6

Not classified: (Requirements: 75% of number laps of leader = 16 Laps)

52	Q1-trackracing	BEL	Xander Przybylak	BEL	<b>Laurent Vandervele</b>	BEL	Porsche 992 GT3 Cup	AM	13	1	2:03.564	20 Laps	15 Laps	168.7	1	2:03.564	168.7
----	----------------	-----	------------------	-----	---------------------------	-----	---------------------	----	----	---	----------	---------	---------	-------	---	----------	-------

Fastest lap Bozzoni - Navarrete in 1:49.956 at 189.6 Km/h in lap 10

\* PENALTIES

- CAR #17- 5 SECONDS TIME PENALTY ADDED TO RACE TIME - GAINING ADVANTAGE OUT OF TRACK
- CAR #81- 5 SECONDS TIME PENALTY ADDED TO RACE TIME - GAINING ADVANTAGE OUT OF TRACK
- CAR #11 - 5 SECONDS TIME PENALTY TO BE ADDED TO RACE TIME - GAINING ADVANTAGE OUT OF TRACK
- CAR #73 - 10 SECONDS TIME PENALTY TO BE ADDED TO RACE TIME - CAUSING A COLLISION WITH CAR 52
- CAR #70 - 5 SECONDS TIME PENALTY TO BE ADDED TO RACE TIME - CROSSING WHITE LINE AT PIT EXIT

Published at:.....

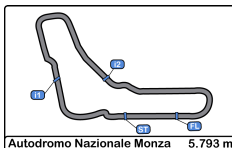
Track Temp: 33.4 °C Air Temp: 24.4 °C Humidity: 41 % Track Status: DRY

Race Director:

Timekeeper: Luis Garcia

JOB-1605-ESP/M





**Autodromo Nazionale Monza**  
**GT Cup Europe**  
**Race - 2**  
**Provisional Results by Class**



GT Open Cup Europe																		
Cls	N°	Entrant/Team	Nat	Driver 1	Nat	Driver 2	Nat	Vehicle	Cat	Cl	Laps	Total Time	Gap	Interval	Km/h	Best	Time	Km/h
1	80	Mertel Motorsport	ESP	<b>Iván Velasco</b>	ESP	Jorge Cabezas	ESP	Ferrari 488 Challenge Evo	GT Cup	1	21	<b>45:08.279</b>			161.7	11	1:51.062	187.7
2	54	Q1-trackracing	BEL	Jan Laurysse	BEL			Porsche 992 GT3 Cup	GT Cup	2	21	<b>45:10.610</b>	2.331	2.331	161.5	10	1:51.585	186.8
3	69	Kessel Racing	CHE	Alexandre Bochez	CHE	<b>Mikaël Bochez</b>	CHE	Ferrari 488 Challenge Evo	GT Cup	3	21	<b>45:11.853</b>	3.574	1.243	161.4	16	1:53.005	184.5
4	12	GDL Racing	ITA	Glauco Solieri	ITA			Porsche 992 GT3 Cup	GT Cup	4	21	<b>45:13.204</b>	4.925	1.351	161.4	16	1:52.870	184.7
5	17 *	Rosscorsa Racing	ITA	Lorenzo Innocenti	ITA	<b>Andrea Belicchi</b>	ITA	Ferrari 488 Challenge Evo	GT Cup	5	21	<b>45:14.602</b>	6.323	1.398	161.3	7	1:50.239	189.1
6	78	ZRS Motorsport	ITA	Davide Scannicchio	ITA	<b>Fabio Babini</b>	ITA	Porsche 992 GT3 Cup	GT Cup	6	21	<b>45:14.879</b>	6.600	0.277	161.3	13	1:51.542	186.9
7	81 *	Mertel Motorsport	GER	Luca Ludwig	GER	<b>Steven Liguorish</b>	GBR	Ferrari 488 Challenge Evo	GT Cup	7	21	<b>45:15.065</b>	6.786	0.186	161.3	16	1:51.179	187.5
8	57	Q1-trackracing	BEL	<b>Quentin Antonel</b>	FRA	Nicolas Vandierendonck	BEL	Porsche 992 GT3 Cup	GT Cup*	8	21	<b>45:15.875</b>	7.596	0.810	161.2	12	1:51.778	186.5
9	21	Camil Perian / R01 Racing by Varu Nicu	ROU	<b>Camil Perian</b>	ROU	Florin Tincescu	ROU	Porsche 911 GT3 Cup gen 2	GT Cup	9	21	<b>45:16.530</b>	8.251	0.655	161.2	13	1:53.304	184.0
10	68	GDL Racing	ITA	Samuele Bosio	ITA			Porsche 992 GT3 Cup	GT Cup	10	21	<b>45:17.028</b>	8.749	0.498	161.1	10	1:53.252	184.1
11	77	EST1 Racing	EST	Indrek Jaaska	EST			Porsche 992 GT3 Cup	GT Cup	11	21	<b>45:18.237</b>	9.958	1.209	161.1	16	1:52.892	184.7
12	44	Eugenio Pisani / SP Racing	ITA	<b>Eugenio Pisani</b>	ITA	Stefano Zanini	ITA	Porsche 911 GT3 Cup gen 2	GT Cup	12	21	<b>45:20.977</b>	12.698	2.740	160.9	9	1:51.434	187.1
13	73 *	Van Straten / Orhès Racing	FRA	<b>Axel Van Straaten</b>	FRA	Remi Van Straaten	FRA	Porsche 992 GT3 Cup	GT Cup	13	21	<b>45:22.407</b>	14.128	1.430	160.8	16	1:52.322	185.6
14	11 *	Fabio Fabiani / SP Racing	ITA	Fabio Fabiani	ITA	<b>Stefano Zerbi</b>	ITA	Porsche 911 GT3 Cup gen 2	GT Cup	14	21	<b>45:23.485</b>	15.206	1.078	160.8	16	1:54.961	181.4
15	14	Ghinzani Arco Motorsport	ITA	Maurizio Fondi	ITA	<b>Laura Van den Hengel</b>	NLD	Porsche 992 GT3 Cup	GT Cup	15	21	<b>45:24.625</b>	16.346	1.140	160.7	10	1:53.181	184.2
16	70 *	GDL Racing	ITA	Roberto Bosio	ITA			Porsche 911 GT3 Cup gen 2	GT Cup	16	21	<b>45:30.214</b>	21.935	5.589	160.4	8	1:57.146	178.0
17	67	GDL Racing	ITA	<b>Federico Lamperti</b>	ITA	Stefano Borghi	ITA	Porsche 992 GT3 Cup	GT Cup	17	20	<b>43:23.093</b>	1 Lap	1 Lap	160.2	9	1:53.093	184.4
18	71	GDL Racing	USA	Jim Michaelian	USA			Porsche 911 GT3 Cup gen 2	GT Cup	18	20	<b>45:39.282</b>	1 Lap	2:16.189	152.2	7	2:03.128	169.3
19	47	EST1 Racing	EST	Alex Reimann	EST			Porsche 992 GT3 Cup	GT Cup	19	16	<b>33:18.184</b>	5 Laps	4 Laps	166.9	7	1:51.502	187.0
20	19	Mertel Motorsport	ITA	Stefano Bozzoni	ITA	<b>Fernando Navarrete</b>	ESP	Ferrari 488 Challenge Evo	GT Cup	20	16	<b>33:18.841</b>	5 Laps	0.657	166.9	10	1:49.956	189.6
<b>Not classified: (Requirements: 75% of number laps of leader = 16 Laps)</b>																		
52	Q1-trackracing		BEL	Xander Przybylak	BEL	<b>Laurent Vandervelde</b>	BEL	Porsche 992 GT3 Cup	GT Cup	21	1	<b>2:03.564</b>	20 Laps	15 Laps	168.7	1	2:03.564	168.7

**Fastest lap Bozzoni - Navarrete in 1:49.956 at 189.6 Km/h in lap 10**


**\* PENALTIES**

- CAR #17- 5 SECONDS TIME PENALTY ADDED TO RACE TIME - GAINING ADVANTAGE OUT OF TRACK
- CAR #81- 5 SECONDS TIME PENALTY ADDED TO RACE TIME - GAINING ADVANTAGE OUT OF TRACK
- CAR #11 - 5 SECONDS TIME PENALTY TO BE ADDED TO RACE TIME - GAINING ADVANTAGE OUT OF TRACK
- CAR #73 - 10 SECONDS TIME PENALTY TO BE ADDED TO RACE TIME - CAUSING A COLLISION WITH CAR 52
- CAR #70 - 5 SECONDS TIME PENALTY TO BE ADDED TO RACE TIME - CROSSING WHITE LINE AT PIT EXIT

Published at:.....


Track Temp: **33.4 °C** Air Temp: **24.4 °C** Humidity: **41 %** Track Status: **DRY**

**Race Director:**

**Timekeeper:** Luis Garcia  
  
 JOB-1605-ESP/M








**Autodromo Nazionale Monza**  
**GT Cup Europe**  
**Race - 2**



**Provisional Classification by Driver Fastest Lap**

Cl	N°	Entrant/Team	Nat	Vehicle	Driver	Nat	Cat	Cl	Laps	Best	Time	Gap	Interval	Km/h
1	19	Mertel Motorsport	DEU	Ferrari 488 Challenge Evo	Fernando Navarrete	ESP	AM	1	14	10	1:49.956			189.6
2	17	Rosscorsa Racing	ITA	Ferrari 488 Challenge Evo	Andrea Belicchi	ITA	PROAM	1	14	7	1:50.239	0.283	0.283	189.1
3	80	Mertel Motorsport	DEU	Ferrari 488 Challenge Evo	Iván Velasco	ESP	PROAM	2	13	11	1:51.062	1.106	0.823	187.7
4	81	Mertel Motorsport	DEU	Ferrari 488 Challenge Evo	Luca Ludwig	DEU	PROAM	3	10	5	1:51.179	1.223	0.117	187.5
5	44	Eugenio Pisani / SP Racing	ITA	Porsche 911 GT3 Cup gen 2	Eugenio Pisani	ITA	PROAM	4	14	9	1:51.434	1.478	0.255	187.1
6	47	EST1 Racing	EST	Porsche 992 GT3 Cup	Alex Reimann	EST	PROAM	5	16	7	1:51.502	1.546	0.068	187.0
7	78	ZRS Motorsport	ITA	Porsche 992 GT3 Cup	Fabio Babini	ITA	PROAM	6	14	13	1:51.542	1.586	0.040	186.9
8	54	Q1-trackracing	BEL	Porsche 992 GT3 Cup	Jan Laurysen	BEL	PROAM	7	21	10	1:51.585	1.629	0.043	186.8
9	57	Q1-trackracing	BEL	Porsche 992 GT3 Cup	Quentin Antonel	FRA	AM*	2	14	12	1:51.778	1.822	0.193	186.5
10	80	Mertel Motorsport	DEU	Ferrari 488 Challenge Evo	Jorge Cabezas	ESP	PROAM	8	8	2	1:51.810	1.854	0.032	186.5
11	73	Van Straten / Orhès Racing	FRA	Porsche 992 GT3 Cup	Remi Van Straaten	FRA	PROAM	9	10	5	1:52.322	2.366	0.512	185.6
12	12	GDL Racing	SMR	Porsche 992 GT3 Cup	Glauco Solieri	ITA	AM	3	21	16	1:52.870	2.914	0.548	184.7
13	77	EST1 Racing	EST	Porsche 992 GT3 Cup	Indrek Jaaska	EST	AM	4	21	16	1:52.892	2.936	0.022	184.7
14	69	Kessel Racing	CHE	Ferrari 488 Challenge Evo	Alexandre Bochez	CHE	AM	5	10	5	1:53.005	3.049	0.113	184.5
15	69	Kessel Racing	CHE	Ferrari 488 Challenge Evo	Mikaël Bochez	CHE	AM	6	11	9	1:53.064	3.108	0.059	184.4
16	67	GDL Racing	SMR	Porsche 992 GT3 Cup	Federico Lamperti	ITA	AM	7	12	9	1:53.093	3.137	0.029	184.4
17	14	Ghinzani Arco Motorsport	ITA	Porsche 992 GT3 Cup	Laura Van den Heng	NLD	AM	8	11	10	1:53.181	3.225	0.088	184.2
18	68	GDL Racing	SMR	Porsche 992 GT3 Cup	Samuele Bosio	ITA	AM	9	21	10	1:53.252	3.296	0.071	184.1
19	21	Camil Perian / R01 Racing by Varu Nicu	ROU	Porsche 911 GT3 Cup gen 2	Florin Tincescu	ROU	AM	10	10	2	1:53.304	3.348	0.052	184.0
20	17	Rosscorsa Racing	ITA	Ferrari 488 Challenge Evo	Lorenzo Innocenti	ITA	PROAM	10	7	6	1:53.320	3.364	0.016	184.0
21	81	Mertel Motorsport	DEU	Ferrari 488 Challenge Evo	Steven Liquorish	GBR	PROAM	11	11	9	1:53.547	3.591	0.227	183.6
22	73	Van Straten / Orhès Racing	FRA	Porsche 992 GT3 Cup	Axel Van Straaten	FRA	PROAM	12	11	6	1:53.695	3.739	0.148	183.4
23	57	Q1-trackracing	BEL	Porsche 992 GT3 Cup	Nicolas Vandierendoo	BEL	AM*	11	7	2	1:54.455	4.499	0.760	182.2
24	11	Fabio Fabiani / SP Racing	ITA	Porsche 911 GT3 Cup gen 2	Fabio Fabiani	ITA	AM	12	10	5	1:54.961	5.005	0.506	181.4
25	78	ZRS Motorsport	ITA	Porsche 992 GT3 Cup	Davide Scannicchio	ITA	PROAM	13	7	2	1:55.508	5.552	0.547	180.5
26	67	GDL Racing	SMR	Porsche 992 GT3 Cup	Stefano Borghi	ITA	AM	13	8	3	1:56.305	6.349	0.797	179.3
27	11	Fabio Fabiani / SP Racing	ITA	Porsche 911 GT3 Cup gen 2	Stefano Zerbi	ITA	AM	14	11	7	1:56.533	6.577	0.228	178.9
28	21	Camil Perian / R01 Racing by Varu Nicu	ROU	Porsche 911 GT3 Cup gen 2	Roberto Bosio	ROU	AM	15	11	9	1:56.655	6.699	0.122	178.7
29	70	GDL Racing	SMR	Porsche 911 GT3 Cup gen 2	Roberto Bosio	ITA	AM	16	21	8	1:57.146	7.190	0.491	178.0
30	44	Eugenio Pisani / SP Racing	ITA	Porsche 911 GT3 Cup gen 2	Stefano Zanini	MCO	PROAM	14	7	6	1:57.182	7.226	0.036	177.9
31	14	Ghinzani Arco Motorsport	ITA	Porsche 992 GT3 Cup	Maurizio Fondi	ITA	AM	17	10	9	1:58.393	8.437	1.211	176.1
32	19	Mertel Motorsport	DEU	Ferrari 488 Challenge Evo	Stefano Bozzoni	ITA	AM	18	2	2	1:59.217	9.261	0.824	174.9
33	71	GDL Racing	SMR	Porsche 911 GT3 Cup gen 2	Jim Michaelian	USA	AM	19	20	7	2:03.128	13.172	3.911	169.3
34	52	Q1-trackracing	BEL	Porsche 992 GT3 Cup	Laurent Vandervelde	BEL	AM	20	1	1	2:03.564	13.608	0.436	168.7





# Autodromo Nazionale Monza

## GT Cup Europe

### Race - 2


Distance and Speed Average



Autodromo Nazionale Monza 5.793 m

Cls	N°	Entrant/Team	Nat	Driver 1	Nat	Driver 2	Nat	Vehicle	Cat	Cls	Laps	Distance	Total Time	Km/h
1	80	Mertel Motorsport		<b>Iván Velasco</b>		Jorge Cabezas		Ferrari 488 Challenge Evo	PROAM	1	21	121.65	45:08.279	161.7
2	54	Q1-trackracing		Jan Laurysen				Porsche 992 GT3 Cup	PROAM	2	21	121.65	45:10.610	161.5
3	69	Kessel Racing		Alexandre Bochez		<b>Mikaël Bochez</b>		Ferrari 488 Challenge Evo	AM	1	21	121.65	45:11.853	161.4
4	12	GDL Racing		Glauco Solieri				Porsche 992 GT3 Cup	AM	2	21	121.65	45:13.204	161.4
5	17	Rossocorsa Racing		Lorenzo Innocenti		<b>Andrea Belicchi</b>		Ferrari 488 Challenge Evo	PROAM	3	21	121.65	45:14.602	161.3
6	78	ZRS Motorsport		Daide Scannicchio		<b>Fabio Babini</b>		Porsche 992 GT3 Cup	PROAM	4	21	121.65	45:14.879	161.3
7	81	Mertel Motorsport		Luca Ludwig		<b>Steven Liguorish</b>		Ferrari 488 Challenge Evo	PROAM	5	21	121.65	45:15.065	161.3
8	57	Q1-trackracing		<b>Quentin Antonel</b>		Nicolas Vandierendonck		Porsche 992 GT3 Cup	AM*	3	21	121.65	45:15.875	161.2
9	21	Camil Perian / R01 Racing by Varu Nicu		<b>Camil Perian</b>		Florin Tinescu		Porsche 911 GT3 Cup gen 2	AM	4	21	121.65	45:16.530	161.2
10	68	GDL Racing		Samuele Bosio				Porsche 992 GT3 Cup	AM	5	21	121.65	45:17.028	161.1
11	77	EST1 Racing		Indrek Jaaska				Porsche 992 GT3 Cup	AM	6	21	121.65	45:18.237	161.1
12	44	Eugenio Pisani / SP Racing		<b>Eugenio Pisani</b>		Stefano Zanini		Porsche 911 GT3 Cup gen 2	PROAM	6	21	121.65	45:20.977	160.9
13	73	Van Straten / Orhès Racing		<b>Axel Van Straaten</b>		Remi Van Straaten		Porsche 992 GT3 Cup	PROAM	7	21	121.65	45:22.407	160.8
14	11	Fabio Fabiani / SP Racing		Fabio Fabiani		<b>Stefano Zerbi</b>		Porsche 911 GT3 Cup gen 2	AM	7	21	121.65	45:23.485	160.8
15	14	Ghinzani Arco Motorsport		Maurizio Fondi		<b>Laura Van den Hengel</b>		Porsche 992 GT3 Cup	AM	8	21	121.65	45:24.625	160.7
16	70	GDL Racing		Roberto Bosio				Porsche 911 GT3 Cup gen 2	AM	9	21	121.65	45:30.214	160.4
17	67	GDL Racing		<b>Federico Lamperti</b>		Stefano Borghi		Porsche 992 GT3 Cup	AM	10	20	115.86	43:23.093	160.2
18	71	GDL Racing		Jim Michaelian				Porsche 911 GT3 Cup gen 2	AM	11	20	115.86	45:39.282	152.2
19	47	EST1 Racing		Alex Reimann				Porsche 992 GT3 Cup	PROAM	8	16	92.68	33:18.184	166.9
20	19	Mertel Motorsport		Stefano Bozzoni		<b>Fernando Navarrete</b>		Ferrari 488 Challenge Evo	AM	12	16	92.68	33:18.841	166.9
<b>Not classified: (Requirements: 75% of number laps of leader = 16 Laps)</b>														
	52	Q1-trackracing		Xander Przybylak		<b>Laurent Vandervelde</b>		Porsche 992 GT3 Cup	AM	13	1	05.79	2:03.564	168.7






**Autodromo Nazionale Monza**  
**GT Cup Europe**  
**Race - 2**  
**Lap Analysis**



11							14								
Fabio Fabiani							Maurizio Fondi								
Porsche 911 GT3 Cup gen 2							Porsche 992 GT3 Cup								
AM Stefano Zerbi							AM Laura Van den Hengel								
Fabio Fabiani / SP Racing							Ghinzani Arco Motorsport								
Lap	D	Time	Sector 1	Sector 2	Sector 3	T. Spd	Elapsed	Lap	D	Time	Sector 1	Sector 2	Sector 3	T. Spd	Elapsed
1	2	2:08.691	45.919	41.255	41.517	175.3	2:08.691	1	2	2:06.413	44.988	40.483	40.942	176.4	2:06.413
2	2	1:57.481	35.855	40.317	41.309	243.7	4:06.172	2	2	1:55.768	36.025	39.483	40.260	252.3	4:02.181
3	2	2:15.482	35.870	43.711	55.901	253.5	6:21.654	3	2	2:17.737	35.386	41.686	1:00.665	261.5	6:19.918
4	2	3:09.196	1:09.810	1:06.646	52.740	141.1	9:30.850	4	2	3:08.751	1:09.962	1:06.041	52.748	138.6	9:28.669
5	2	1:56.946	35.754	39.964	41.228	251.1	11:27.796	5	2	1:54.805	35.737	38.713	40.355	254.1	11:23.474
6	2	1:57.212	35.591	39.963	41.658	246.0	13:25.008	6	2	1:54.888	35.803	39.249	39.836	264.7	13:18.362
7	2	1:56.533	35.655	40.033	40.845	255.9	15:21.541	7	2	1:54.963	35.526	39.806	39.631	269.3	15:13.325
8	2	1:57.106	35.580	40.221	41.305	247.1	17:18.647	8	2	1:54.222	35.368	38.985	39.869	264.0	17:07.547
9	2	1:57.409	35.807	40.696	40.906	251.7	19:16.056	9	2	1:53.557	35.013	38.946	39.598	274.8	19:01.104
10	2	1:57.022	35.502	40.171	41.349	254.1	21:13.078	10	2	1:53.181	35.076	38.750	39.355	272.0	20:54.285
11	2	2:04.359 P	35.801	40.690	47.868	246.0	23:17.437	11	2	2:01.622 P	34.075	39.409	48.138	269.3	22:55.907
12	1	3:08.244	1:46.860	40.553	40.831	214.2	26:25.681	12	1	3:31.139	2:07.417	41.478	42.244	203.7	26:27.046
13	1	1:56.800	35.456	40.068	41.276	247.7	28:22.481	13	1	2:00.043	36.322	41.356	42.365	268.6	28:27.089
14	1	1:56.879	35.555	40.429	40.895	268.6	30:19.360	14	1	1:59.215	36.402	40.904	41.909	260.8	30:26.304
15	1	1:55.875	35.338	39.846	40.691	269.3	32:15.235	15	1	1:59.257	36.483	40.880	41.894	251.7	32:25.561
16	1	1:54.961	35.036	39.720	40.205	272.7	34:10.196	16	1	1:59.522	36.295	41.046	42.181	265.3	34:25.083
17	1	2:06.367	35.526	40.191	50.650	244.8	36:16.563	17	1	2:06.957	40.507	42.352	44.098	179.7	36:32.040
18	1	2:29.437	41.371	43.964	1:04.102	195.2	38:46.000	18	1	2:16.490	40.114	43.566	52.810	216.8	38:48.530
19	1	2:36.591	53.411	53.854	49.326	138.6	41:22.591	19	1	2:34.927	52.755	52.853	49.319	108.7	41:23.457
20	1	1:56.359	36.020	40.209	40.130	255.9	43:18.950	20	1	1:58.393	37.119	39.992	41.282	224.0	43:21.850
21	1	1:59.535	35.512	41.203	42.820	247.7	45:18.485	21	1	2:02.775	38.259	40.985	43.531	263.4	45:24.625

12							17								
Glauco Solieri							Lorenzo Innocenti								
Porsche 992 GT3 Cup							Ferrari 488 Challenge Evo								
AM GDL Racing							PROAM								
							Andrea Belicchi								
							Rossocorsa Racing								
Lap	D	Time	Sector 1	Sector 2	Sector 3	T. Spd	Elapsed	Lap	D	Time	Sector 1	Sector 2	Sector 3	T. Spd	Elapsed
1		2:01.082	41.516	39.836	39.730	198.5	2:01.082	1	2	1:55.817	38.750	38.523	38.544	246.0	1:55.817
2		1:54.456	35.552	39.059	39.845	247.1	3:55.538	2	2	1:51.518	34.726	38.213	38.579	274.1	3:47.335
3		2:20.167	35.663	43.256	1:01.248	254.1	6:15.705	3	2	2:22.610	34.789	46.707	1:01.114	269.3	6:09.945
4		3:08.518	1:07.788	1:07.734	52.996	129.4	9:24.223	4	2	3:09.124	1:06.746	1:07.720	54.658	104.9	9:19.069
5		1:54.128	35.587	39.145	39.396	252.3	11:18.351	5	2	1:51.540	34.787	38.033	38.720	268.6	11:10.609
6		1:54.190	35.303	39.350	39.537	267.3	13:12.541	6	2	1:51.398	34.591	38.146	38.661	274.1	13:02.007
7		1:53.973	35.527	39.073	39.373	268.6	15:06.514	7	2	1:50.239	34.781	37.073	38.385	272.7	14:52.246
8		1:53.480	35.221	38.991	39.268	270.6	16:59.994	8	2	1:51.370	34.600	38.247	38.523	272.7	16:43.616
9		1:53.420	35.077	39.058	39.285	274.1	18:53.414	9	2	1:51.353	34.619	38.182	38.552	272.7	18:34.969
10		1:54.602	35.519	39.598	39.485	260.8	20:48.016	10	2	1:51.313	34.563	38.277	38.473	275.5	20:26.282
11		2:00.962 P	35.179	38.903	46.880	249.4	22:48.978	11	2	1:51.588	34.684	38.450	38.454	275.5	22:17.870
12		3:01.258	1:42.601	38.980	39.677	210.9	25:50.236	12	2	1:51.375	34.663	38.245	38.467	272.7	24:09.245
13		1:55.345	35.779	39.331	40.235	246.0	27:45.581	13	2	1:51.243	34.586	38.234	38.423	274.1	26:00.488
14		1:54.861	35.723	39.475	39.663	248.2	29:40.442	14	2	1:57.026 P	34.654	37.606	44.766	270.0	27:57.514
15		1:54.836	36.334	39.554	38.948	245.4	31:35.278	15	1	3:22.353	2:01.782	39.948	40.623	213.4	31:19.867
16		1:52.870	34.946	38.723	39.201	272.7	33:28.148	16	1	1:54.490	35.475	39.669	39.346	262.7	33:14.357
17		2:00.689	35.214	41.994	43.481	274.1	35:28.837	17	1	2:02.970	34.637	39.346	48.987	279.7	35:17.327
18		3:09.837	52.463	1:08.075	1:09.299	179.7	38:38.674	18	1	3:17.954	59.356	1:08.785	1:09.813	166.1	38:35.281
19		2:39.917	55.027	53.997	50.893	113.0	41:18.591	19	1	2:41.812	54.912	54.191	52.709	118.4	41:17.093
20		1:57.445	36.216	40.702	40.527	247.7	43:16.036	20	1	1:53.320	35.802	38.622	38.896	274.1	43:10.413
21		1:57.168	35.140	40.199	41.829	254.7	45:13.204	21	1	1:59.189	34.611	39.063	45.515	280.5	45:09.602





**Autodromo Nazionale Monza**  
**GT Cup Europe**  
**Race - 2**  
**Lap Analysis**



**19** Stefano Bozzoni Ferrari 488 Challenge Evo **44** Eugenio Pisani Porsche 911 GT3 Cup gen 2  
 AM Fernando Navarrete Martel Motorsport PROAM Stefano Zanini Eugenio Pisani / SP Racing

Lap	D	Time	Sector 1	Sector 2	Sector 3	T. Spd	Elapsed	Lap	D	Time	Sector 1	Sector 2	Sector 3	T. Spd	Elapsed
1	2	1:59.092	40.514	39.033	39.545	220.8	1:59.092	1	1	1:57.244	39.281	39.020	38.943	229.2	1:57.244
2	2	1:52.233	34.627	38.692	38.914	266.6	3:51.325	2	1	1:53.040	35.656	38.349	39.035	252.9	3:50.284
3	2	2:21.590	35.255	45.142	1:01.193	245.4	6:12.915	3	1	2:21.092	35.228	44.804	1:01.060	257.7	6:11.376
4	2	3:08.958	1:07.675	1:07.370	53.913	125.4	9:21.873	4	1	3:09.054	1:06.925	1:07.722	54.407	117.9	9:20.430
5	2	1:52.058	34.933	38.159	38.966	252.3	11:13.931	5	1	1:52.676	35.222	38.652	38.802	251.7	11:13.106
6	2	1:51.502	34.418	38.239	38.845	261.5	13:05.433	6	1	1:52.198	34.745	38.405	39.048	271.3	13:05.304
7	2	1:53.362	34.966	38.807	39.589	248.2	14:58.795	7	1	1:54.065	34.881	38.917	40.267	262.7	14:59.369
8	2	1:51.349	34.532	38.143	38.674	274.1	16:50.144	8	1	1:52.630	34.836	38.473	39.321	274.1	16:51.999
9	2	1:51.168	34.453	37.964	38.751	277.6	18:41.312	9	1	1:51.434	34.127	38.341	38.966	260.8	18:43.433
10	2	1:49.956	34.370	37.297	38.289	276.2	20:31.268	10	1	1:52.045	34.289	38.593	39.163	264.0	20:35.478
11	2	1:51.002	34.478	38.129	38.395	275.5	22:22.270	11	1	1:53.164	35.140	38.993	39.031	285.7	22:28.642
12	2	1:50.615	34.267	37.979	38.369	277.6	24:12.885	12	1	1:53.151	34.902	38.739	39.510	255.3	24:21.793
13	2	1:50.968	34.316	38.252	38.400	269.3	26:03.853	13	1	1:53.361	34.621	39.219	39.521	269.3	26:15.154
14	2	1:57.608 P	34.551	38.416	44.641	267.3	28:01.461	14	1	1:59.441 P	35.573	39.225	44.643	257.1	28:14.595
15	1	3:18.163	1:55.882	40.653	41.628	209.3	31:19.624	15	2	3:06.396	1:44.464	39.987	41.945	213.0	31:20.991
16	1	1:59.217	36.149	41.439	41.629	249.4	33:18.841	16	2	1:57.970	35.519	41.271	41.180	246.0	33:18.961
17	1	40.183	1:11.344	240.5				17	2	2:59.493 P	43.126	1:09.913	1:06.454	244.3	36:18.454

**21** Camil Perian Porsche 911 GT3 Cup gen 2  
 AM Florin Tincescu Camil Perian / R01 Racing by Varu

Lap	D	Time	Sector 1	Sector 2	Sector 3	T. Spd	Elapsed	Lap	D	Time	Sector 1	Sector 2	Sector 3	T. Spd	Elapsed
1	1	2:10.518	46.512	42.261	41.745	169.2	2:10.518	18	2	2:37.949	1:15.837	40.494	41.618	206.1	38:56.403
2	1	1:57.592	36.652	39.697	41.243	213.8	4:08.110	19	2	2:28.685	46.384	53.828	48.473	128.2	41:25.088
3	1	2:15.228	36.425	43.284	55.519	242.6	6:23.338	20	2	1:57.182	36.897	39.640	40.645	219.0	43:22.270
4	1	3:08.636	1:09.438	1:06.106	53.092	135.3	9:31.974	21	2	1:58.707	34.835	40.281	43.591	269.3	45:20.977
5	1	1:57.006	36.143	40.131	40.732	252.3	11:28.980	18	2	2:37.949	1:15.837	40.494	41.618	206.1	38:56.403
6	1	1:57.405	35.918	40.463	41.024	244.8	13:26.385	19	2	2:28.685	46.384	53.828	48.473	128.2	41:25.088
7	1	1:57.281	36.034	39.900	41.347	255.9	15:23.666	20	2	1:57.182	36.897	39.640	40.645	219.0	43:22.270
8	1	1:57.165	35.696	40.238	41.231	267.3	17:20.831	21	2	1:58.707	34.835	40.281	43.591	269.3	45:20.977
9	1	1:56.655	35.977	39.908	40.770	260.8	19:17.486	18	2	2:37.949	1:15.837	40.494	41.618	206.1	38:56.403
10	1	1:57.590	35.675	40.670	41.245	264.7	21:15.076	19	2	2:28.685	46.384	53.828	48.473	128.2	41:25.088
11	1	2:04.278 P	35.824	40.353	48.101	264.0	23:19.354	20	2	1:57.182	36.897	39.640	40.645	219.0	43:22.270
12	2	2:59.180	1:40.761	38.791	39.628	210.1	26:18.534	21	2	1:58.707	34.835	40.281	43.591	269.3	45:20.977
13	2	1:53.304	34.943	38.845	39.516	258.9	28:11.838	18	2	2:37.949	1:15.837	40.494	41.618	206.1	38:56.403
14	2	1:53.591	34.993	38.980	39.618	272.7	30:05.429	19	2	2:28.685	46.384	53.828	48.473	128.2	41:25.088
15	2	1:53.998	35.344	39.106	39.548	257.7	31:59.427	20	2	1:57.182	36.897	39.640	40.645	219.0	43:22.270
16	2	1:53.838	35.103	39.068	39.667	266.6	33:53.265	21	2	1:58.707	34.835	40.281	43.591	269.3	45:20.977
17	2	2:21.412	41.920	43.279	56.213	241.0	36:14.677	18	2	2:37.949	1:15.837	40.494	41.618	206.1	38:56.403
18	2	2:28.738	39.834	45.652	1:03.252	208.0	38:43.415	19	2	2:28.685	46.384	53.828	48.473	128.2	41:25.088
19	2	2:37.700	54.488	53.999	49.213	150.2	41:21.115	20	2	1:57.182	36.897	39.640	40.645	219.0	43:22.270
20	2	1:55.975	36.032	39.717	40.226	262.1	43:17.090	21	2	1:58.707	34.835	40.281	43.591	269.3	45:20.977
21	2	1:59.440	35.721	40.594	43.125	226.8	45:16.530	18	2	2:37.949	1:15.837	40.494	41.618	206.1	38:56.403


**47** Alex Reimann Porsche 992 GT3 Cup  
 PROAM EST1 Racing

Lap	D	Time	Sector 1	Sector 2	Sector 3	T. Spd	Elapsed
1	1	1:59.211	40.774	39.466	38.971	218.1	1:59.211
2	1	1:52.377	34.830	38.630	38.917	260.2	3:51.588
3	1	2:21.608	35.702	44.703	1:01.203	252.9	6:13.196
4	1	3:08.998	1:07.705	1:07.533	53.760	128.4	9:22.194
5	1	1:52.265	35.196	38.345	38.724	248.2	11:14.459
6	1	1:55.148	34.794	41.929	38.425	266.6	13:09.607
7	1	1:51.502	34.723	38.154	38.625	272.7	15:01.109
8	1	1:51.676	34.915	38.332	38.429	241.0	16:52.785
9	1	1:51.826	34.826	38.124	38.876	252.9	18:44.611
10	1	1:52.169	35.360	38.507	38.302	268.6	20:36.780
11	1	1:59.314 P	35.351	38.056	45.907	264.7	22:36.094
12	1	3:11.857	1:54.343	38.964	38.550	212.5	25:47.951
13	1	1:52.521	34.852	38.934	38.735	268.6	27:40.472
14	1	1:51.700	34.895	38.449	38.356	255.3	29:32.172
15	1	1:51.922	34.767	38.317	38.838	260.2	31:24.094
16	1	1:54.090	34.776	38.985	40.329	262.7	33:18.184

**52** Xander Przybylak Porsche 992 GT3 Cup  
 AM Laurent Vanderveelde Q1-trackracing

Lap	D	Time	Sector 1	Sector 2	Sector 3	T. Spd	Elapsed
1	2	2:03.564	42.420	40.055	41.089	201.1	2:03.564





**Autodromo Nazionale Monza**  
**GT Cup Europe**  
**Race - 2**  
**Lap Analysis**



54 Jan Lauryssen Porsche 992 GT3 Cup							67 Federico Lamperti Porsche 992 GT3 Cup								
PROAM			Q1-trackracing				AM			Stefano Borghi			GDL Racing		
Lap	D	Time	Sector 1	Sector 2	Sector 3	T. Spd	Elapsed	Lap	D	Time	Sector 1	Sector 2	Sector 3	T. Spd	Elapsed
1		1:58.104	40.049	38.945	39.110	226.4	1:58.104	1	1	2:04.284	43.612	40.467	40.205	193.5	2:04.284
2		1:52.623	35.287	38.500	38.836	262.7	3:50.727	2	1	1:54.803	36.029	39.307	39.467	257.7	3:59.087
3		2:21.265	35.115	45.179	1:00.971	267.9	6:11.992	3	1	2:19.220	35.543	43.481	1:00.196	254.1	6:18.307
4		3:08.989	1:07.562	1:07.242	54.185	118.6	9:20.981	4	1	3:08.507	1:09.133	1:06.708	52.666	126.9	9:26.814
5		1:53.842	35.318	38.596	39.928	252.9	11:14.823	5	1	1:55.403	35.345	39.057	41.001	253.5	11:22.217
6		1:52.322	35.134	38.375	38.813	262.7	13:07.145	6	1	1:55.033	36.324	38.823	39.886	262.7	13:17.250
7		1:52.721	34.998	38.832	38.891	271.3	14:59.866	7	1	1:53.714	35.326	38.712	39.676	272.7	15:10.964
8		1:52.437	35.071	38.237	39.129	256.5	16:52.303	8	1	1:54.046	35.719	38.911	39.416	260.8	17:05.010
9		1:52.188	34.829	38.388	38.971	259.6	18:44.491	9	1	1:53.093	35.373	38.551	39.169	268.6	18:58.103
10		1:51.585	35.119	37.794	38.672	267.9	20:36.076	10	1	1:53.352	35.198	38.555	39.599	271.3	20:51.455
11		1:59.341 P	34.996	38.930	45.415	266.6	22:35.417	11	1	1:53.794	35.530	38.637	39.627	265.3	22:45.249
12		3:08.529	1:51.108	38.419	39.002	210.5	25:43.946	12	1	2:01.460 P	35.425	38.970	47.065	270.6	24:46.709
13		1:52.227	35.117	38.305	38.805	264.7	27:36.173	13	2	3:56.872	2:34.722	40.357	41.793	205.7	28:43.581
14		1:52.953	35.632	38.391	38.930	264.7	29:29.126	14	2	1:57.324	36.119	39.613	41.592	267.9	30:40.905
15		1:52.158	35.155	38.205	38.798	270.0	31:21.284	15	2	1:56.305	35.785	39.350	41.170	260.8	32:37.210
16		1:56.360	35.294	41.148	39.918	251.7	33:17.644	16	2	1:57.011	35.739	39.849	41.423	262.1	34:34.221
17		2:02.032	34.949	41.589	45.494	271.3	35:19.676	17	2	1:58.921	36.102	39.803	43.016	229.2	36:33.142
18		3:16.688	58.097	1:08.787	1:09.804	157.2	38:36.364	18	2	2:17.044	39.980	43.443	53.621	193.2	38:50.186
19		2:41.031	55.256	53.384	52.391	119.8	41:17.395	19	2	2:34.541	52.111	53.684	48.746	123.1	41:24.727
20		1:54.587	36.493	39.326	38.768	259.6	43:11.982	20	2	1:58.366	37.649	40.161	40.556	215.1	43:23.093
21		1:58.628	34.942	38.421	45.265	270.6	45:10.610								

57 Quentin Antonel Porsche 992 GT3 Cup							68 Samuele Bosio Porsche 992 GT3 Cup								
AM*			Q1-trackracing				AM			GDL Racing					
Lap	D	Time	Sector 1	Sector 2	Sector 3	T. Spd	Elapsed	Lap	D	Time	Sector 1	Sector 2	Sector 3	T. Spd	Elapsed
1	1	1:59.730	41.061	39.673	38.996	213.0	1:59.730	1	1	2:05.377	43.966	40.832	40.579	199.6	2:05.377
2	1	1:53.447	35.623	38.882	38.942	242.1	3:53.177	2	1	1:55.638	35.753	39.594	40.291	267.9	4:01.015
3	1	2:21.295	35.372	44.724	1:01.199	247.1	6:14.472	3	1	2:18.181	35.339	42.405	1:00.437	262.1	6:19.196
4	1	3:08.328	1:07.897	1:07.719	52.712	124.5	9:22.800	4	1	3:08.688	1:09.661	1:06.603	52.424	136.1	9:27.884
5	1	1:53.458	35.531	38.798	39.129	247.7	11:16.258	5	1	1:55.027	35.784	38.901	40.342	255.3	11:22.911
6	1	1:52.366	35.126	38.432	38.808	265.3	13:08.624	6	1	1:54.842	35.605	39.416	39.821	268.6	13:17.753
7	1	1:52.212	35.045	38.413	38.754	264.7	15:00.836	7	1	1:56.344	35.912	40.523	39.909	264.7	15:14.097
8	1	1:52.216	35.013	38.286	38.917	263.4	16:53.052	8	1	1:54.471	35.994	38.860	39.617	252.3	17:08.568
9	1	1:52.331	35.166	38.276	38.889	255.3	18:45.383	9	1	1:53.580	35.300	38.659	39.621	270.0	19:02.148
10	1	1:52.098	35.081	38.454	38.563	264.0	20:37.481	10	1	1:53.252	35.255	38.587	39.410	270.0	20:55.400
11	1	1:52.098	35.081	38.454	38.563	264.0	20:37.481	11	1	1:53.910	35.372	38.849	39.689	272.0	22:49.310
12	1	1:52.323	35.147	38.181	38.995	263.4	22:29.804	12	1	1:54.075	35.537	38.646	39.892	269.3	24:43.385
13	1	1:53.568	35.177	39.070	39.321	260.2	26:15.150	13	1	1:53.524	35.338	38.633	39.553	266.6	26:36.909
14	1	2:00.381 P	35.537	39.453	45.391	268.6	28:15.531	14	1	2:00.776 P	35.495	38.175	47.106	260.2	28:37.685
15	2	3:21.639	2:01.087	39.810	40.742	205.3	31:37.170	15	1	3:00.363	1:41.709	38.917	39.737	208.8	31:38.048
16	2	1:54.455	35.478	39.060	39.917	267.9	33:31.625	16	1	1:54.707	35.352	39.143	40.212	267.9	33:32.755
17	2	1:58.384	35.642	41.541	41.201	253.5	35:30.009	17	1	1:59.087	35.524	41.851	41.712	261.5	35:31.842
18	2	3:10.880	52.929	1:08.054	1:09.897	170.0	38:40.889	18	1	3:09.887	52.166	1:08.071	1:09.650	182.4	38:41.729
19	2	2:38.140	54.389	53.939	49.812	159.7	41:19.029	19	1	2:38.296	54.638	53.943	49.715	164.3	41:20.025
20	2	1:57.284	36.891	39.697	40.696	242.6	43:16.313	20	1	1:56.925	36.465	39.571	40.889	256.5	43:16.950
21	2	1:59.562	35.629	40.705	43.228	253.5	45:15.875	21	1	2:00.078	36.395	40.708	42.975	239.4	45:17.028







**Autodromo Nazionale Monza**  
**GT Cup Europe**  
**Race - 2**  
**Lap Analysis**



69

Alexandre Bochez

Ferrari 488 Challenge Evo

71

Jim Michaelian

Porsche 911 GT3 Cup gen 2

AM

Mikaël Bochez

Kessel Racing

AM

GDL Racing

Lap	D	Time	Sector 1	Sector 2	Sector 3	T. Spd	Elapsed	Lap	D	Time	Sector 1	Sector 2	Sector 3	T. Spd	Elapsed
1	2	2:01.861	41.966	39.907	39.988	196.7	2:01.861	1	2	2:19.122	49.085	44.426	45.611	144.0	2:19.122
2	2	1:55.618	35.279	39.577	40.762	256.5	3:57.479	2	2	2:07.386	39.160	43.415	44.811	186.8	4:26.508
3	2	2:18.631	35.200	43.093	1:00.338	249.4	6:16.110	3	2	2:12.342	39.963	45.938	46.441	189.1	6:38.850
4	2	3:08.520	1:08.213	1:07.528	52.779	126.4	9:24.630	4	2	2:57.866	56.395	1:06.563	54.908	177.9	9:36.716
5	2	1:54.801	35.390	39.744	39.667	262.7	11:19.431	5	2	2:06.628	38.769	43.334	44.525	210.5	11:43.344
6	2	1:53.557	35.021	38.848	39.688	264.0	13:12.988	6	2	2:05.712	37.920	42.954	44.838	221.7	13:49.056
7	2	1:54.373	35.299	39.348	39.726	264.7	15:07.361	7	2	2:03.128	36.970	42.419	43.739	240.0	15:52.184
8	2	1:53.714	35.087	39.078	39.549	280.5	17:01.075	8	2	2:04.033	37.113	42.617	44.303	252.9	17:56.217
9	2	1:53.064	34.779	39.024	39.261	269.3	18:54.139	9	2	2:04.899	38.128	42.684	44.087	216.8	20:01.116
10	2	1:53.125	34.878	38.945	39.302	276.9	20:47.264	10	2	2:17.196 P	37.463	42.953	56.780	224.0	22:18.312
11	2	2:00.409 P	35.125	38.933	46.351	250.0	22:47.673	11	2	3:22.354	1:54.949	43.392	44.013	134.8	25:40.666
12	1	3:02.295	1:42.400	39.942	39.953	212.5	25:49.968	12	1	2:06.863	38.492	43.948	44.423	225.0	27:47.529
13	1	1:55.558	35.332	39.691	40.535	252.3	27:45.526	13	1	2:03.426	37.869	41.985	43.572	213.8	29:50.955
14	1	1:54.345	35.182	39.525	39.638	276.2	29:39.871	14	1	2:03.937	38.476	42.352	43.109	216.0	31:54.892
15	1	1:53.206	35.158	38.843	39.205	246.5	31:33.077	15	1	2:03.933	36.788	43.034	44.111	235.2	33:58.825
16	1	1:53.005	34.698	38.856	39.451	270.6	33:26.082	16	1	2:17.086	40.193	44.016	52.877	201.4	36:15.911
17	1	2:01.752	35.411	42.855	43.486	268.6	35:27.834	17	1	2:28.488	41.246	43.978	1:03.264	191.8	38:44.399
18	1	3:10.158	52.217	1:08.197	1:09.744	187.8	38:37.992	18	1	2:38.087	54.265	54.053	49.769	147.3	41:22.486
19	1	2:39.928	54.882	53.951	51.095	120.6	41:17.920	19	1	2:09.816	42.520	43.609	43.687	161.9	43:32.302
20	1	1:56.428	36.187	40.274	39.967	248.2	43:14.348	20	1	2:06.980	37.726	43.720	45.534	216.4	45:39.282
21	1	1:57.505	35.197	39.273	43.035	260.2	45:11.853								

70

Roberto Bosio

Porsche 911 GT3 Cup gen 2

73

Axel Van Straaten

Porsche 992 GT3 Cup

AM

GDL Racing

PROAM

Remi Van Straaten

Van Straten / Orhès Racing

Lap	D	Time	Sector 1	Sector 2	Sector 3	T. Spd	Elapsed	Lap	D	Time	Sector 1	Sector 2	Sector 3	T. Spd	Elapsed
1	1	2:11.212	46.237	42.178	42.797	166.9	2:11.212	1	1	2:03.089	42.722	40.084	40.283	187.1	2:03.089
2	1	2:00.239	37.189	40.901	42.149	211.7	4:11.451	2	1	1:55.560	36.596	38.937	40.027	227.3	3:58.649
3	1	2:13.060	36.338	41.656	55.066	219.5	6:24.511	3	1	2:19.104	35.480	43.101	1:00.523	257.1	6:17.753
4	1	3:09.382	1:09.816	1:06.133	53.433	131.8	9:33.893	4	1	3:08.470	1:08.776	1:06.725	52.969	148.3	9:26.223
5	1	1:58.797	36.557	40.345	41.895	220.8	11:32.690	5	1	1:54.277	35.302	39.279	39.696	242.6	11:20.500
6	1	1:57.990	36.343	40.294	41.353	224.0	13:30.680	6	1	1:53.695	35.194	39.023	39.478	256.5	13:14.195
7	1	1:57.429	36.267	39.309	41.853	231.2	15:28.109	7	1	1:53.933	35.060	39.389	39.484	245.4	15:08.128
8	1	1:57.146	36.080	39.964	41.102	232.2	17:25.255	8	1	1:54.061	35.597	38.913	39.551	264.7	17:02.189
9	1	1:57.653	35.880	40.401	41.372	235.2	19:22.908	9	1	1:54.312	35.529	39.289	39.494	266.6	18:56.501
10	1	1:57.741	36.294	39.919	41.528	226.8	21:20.649	10	1	1:53.838	34.888	39.083	39.867	268.6	20:50.339
11	1	2:04.947 P	36.154	40.204	48.589	233.2	23:25.596	11	1	1:59.892 P	35.148	38.460	46.284	269.3	22:50.231
12	2	3:10.028	1:47.725	40.468	41.835	201.4	26:35.624	12	2	3:04.152	1:44.234	39.976	39.942	211.3	25:54.383
13	2	1:58.819	36.307	40.710	41.802	235.8	28:34.443	13	2	1:54.073	35.800	39.173	39.100	234.2	27:48.456
14	2	1:57.882	35.984	40.048	41.850	230.7	30:32.325	14	2	1:53.599	35.726	38.616	39.257	234.2	29:42.055
15	2	1:57.629	36.045	40.395	41.189	246.0	32:29.954	15	2	1:54.332	35.388	39.196	39.748	242.1	31:36.387
16	2	1:57.484	35.509	40.137	41.838	250.5	34:27.438	16	2	1:52.322	34.823	38.576	38.923	269.3	33:28.709
17	2	2:05.146	38.990	42.238	43.918	177.3	36:32.584	17	2	2:00.407	35.117	42.174	43.116	266.0	35:29.116
18	2	2:16.706	40.163	43.473	53.070	192.1	38:49.290	18	2	3:11.059	52.908	1:08.247	1:09.904	177.0	38:40.175
19	2	2:34.866	52.629	53.537	48.700	117.0	41:24.156	19	2	2:38.602	54.272	54.401	49.929	121.6	41:18.777
20	2	1:58.486	37.288	39.859	41.339	205.3	43:22.642	20	2	1:56.147	36.392	40.224	39.531	246.5	43:14.924
21	2	2:02.572	40.294	39.923	42.355	252.3	45:25.214	21	2	1:57.483	35.314	40.366	41.803	255.9	45:12.407





**Autodromo Nazionale Monza**  
**GT Cup Europe**  
**Race - 2**  
**Lap Analysis**



**77**

Indrek Jaaska

Porsche 992 GT3 Cup **80**

Iván Velasco

Ferrari 488 Challenge Evo

AM

EST1 Racing

PROAM

Jorge Cabezas

Mertel Motorsport

Lap	D	Time	Sector 1	Sector 2	Sector 3	T. Spd	Elapsed	Lap	D	Time	Sector 1	Sector 2	Sector 3	T. Spd	Elapsed
1		2:07.764	45.642	41.023	41.099	179.4	2:07.764	1	1	1:56.594	38.991	39.121	38.482	238.4	1:56.594
2		1:56.085	36.156	39.790	40.139	237.3	4:03.849	2	1	1:51.315	34.685	38.154	38.476	256.5	3:47.909
3		2:16.845	36.124	42.701	58.020	252.9	6:20.694	3	1	2:22.886	34.683	46.960	1:01.243	267.9	6:10.795
4		3:09.169	1:10.162	1:06.421	52.586	129.6	9:29.863	4	1	3:09.251	1:06.745	1:07.645	54.861	113.8	9:20.046
5		1:55.154	35.487	39.654	40.013	264.7	11:25.017	5	1	1:51.247	34.633	38.236	38.378	269.3	11:11.293
6		1:54.886	35.311	39.719	39.856	267.9	13:19.903	6	1	1:51.496	34.884	38.145	38.467	268.6	13:02.789
7		1:54.864	35.227	39.610	40.027	264.7	15:14.767	7	1	1:51.505	34.435	38.281	38.789	274.1	14:54.294
8		1:58.317	38.280	39.936	40.101	276.2	17:13.084	8	1	1:51.134	34.607	38.051	38.476	267.9	16:45.428
9		1:54.932	35.411	39.574	39.947	258.3	19:08.016	9	1	1:52.303	34.920	38.171	39.212	271.3	18:37.731
10		1:53.819	35.187	39.141	39.491	267.3	21:01.835	10	1	1:51.256	34.563	38.177	38.516	272.7	20:28.987
11		1:53.795	35.066	38.973	39.756	274.8	22:55.630	11	1	1:51.062	34.537	38.024	38.501	274.1	22:20.049
12		1:53.991	35.104	38.949	39.938	275.5	24:49.621	12	1	1:51.593	34.541	38.245	38.807	247.7	24:11.642
13		2:00.103 P	35.360	39.204	45.539	258.9	26:49.724	13	1	1:57.973 P	34.459	38.242	45.272	269.3	26:09.615
14		3:02.182	1:43.697	39.216	39.269	210.9	29:51.906	14	2	3:19.217	2:01.804	38.471	38.942	208.0	29:28.832
15		1:55.555	36.833	39.134	39.588	248.2	31:47.461	15	2	1:51.810	34.858	38.229	38.723	276.9	31:20.642
16		1:52.892	35.136	38.217	39.539	265.3	33:40.353	16	2	1:52.206	34.840	38.768	38.598	269.3	33:12.848
17		2:30.731	35.996	55.121	59.614	265.3	36:11.084	17	2	2:00.542	34.424	39.451	46.667	277.6	35:13.390
18		2:31.574	42.808	45.749	1:03.017	183.0	38:42.658	18	2	3:21.355	1:02.815	1:08.595	1:09.945	169.2	38:34.745
19		2:37.864	54.283	54.118	49.463	155.1	41:20.522	19	2	2:41.951	54.952	54.101	52.898	112.3	41:16.696
20		1:57.872	37.369	40.380	40.123	253.5	43:18.394	20	2	1:52.712	35.399	38.495	38.818	269.3	43:09.408
21		1:59.843	35.855	40.682	43.306	247.7	45:18.237	21	2	1:58.871	34.531	38.266	46.074	279.7	45:08.279

**78**

Davide Scannicchio

Porsche 992 GT3 Cup **81**

Luca Ludwig

Ferrari 488 Challenge Evo

PROAM

Fabio Babini

ZRS Motorsport

PROAM

Steven Liquorish

Mertel Motorsport

Lap	D	Time	Sector 1	Sector 2	Sector 3	T. Spd	Elapsed	Lap	D	Time	Sector 1	Sector 2	Sector 3	T. Spd	Elapsed
1	2	1:59.070	40.759	39.408	38.903	221.7	1:59.070	1	2	2:03.617	43.481	40.402	39.734	198.1	2:03.617
2	2	1:52.619	35.523	38.528	38.568	245.4	3:51.689	2	2	1:54.464	35.579	39.233	39.652	252.3	3:58.081
3	2	2:21.927	36.076	44.654	1:01.197	257.1	6:13.616	3	2	2:18.475	35.365	43.009	1:00.101	271.3	6:16.556
4	2	3:09.067	1:07.893	1:07.638	53.536	129.0	9:22.683	4	2	3:08.882	1:09.059	1:06.893	52.930	125.2	9:25.438
5	2	1:52.508	35.227	38.621	38.660	256.5	11:15.191	5	2	1:54.662	35.377	39.659	39.626	272.7	11:20.100
6	2	1:52.240	35.098	38.630	38.512	257.7	13:07.431	6	2	1:53.652	35.192	39.125	39.335	274.1	13:13.752
7	2	1:51.953	34.953	38.422	38.578	268.6	14:59.384	7	2	1:53.982	35.238	39.370	39.374	270.6	15:07.734
8	2	1:52.294	35.055	38.395	38.844	264.7	16:51.678	8	2	1:54.589	35.217	39.215	40.157	276.9	17:02.323
9	2	1:51.766	35.209	38.107	38.450	272.7	18:43.444	9	2	1:53.547	35.247	39.064	39.236	269.3	18:55.870
10	2	1:51.728	35.262	38.245	38.221	264.7	20:35.172	10	2	1:55.779	35.108	39.413	41.258	274.8	20:51.649
11	2	1:51.910	35.052	38.366	38.492	271.3	22:27.082	11	2	2:02.591 P	35.664	39.405	47.522	270.0	22:54.240
12	2	1:51.566	34.907	38.199	38.460	272.7	24:18.648	12	1	3:00.523	1:42.693	38.567	39.263	206.1	25:54.763
13	2	1:51.542	34.873	38.164	38.505	272.7	26:10.190	13	1	1:52.216	34.678	38.476	39.062	266.6	27:46.979
14	2	1:57.178 P	34.804	38.257	44.117	270.0	28:07.368	14	1	1:52.786	34.618	39.161	39.007	269.3	29:39.765
15	1	3:07.820	1:47.681	40.095	40.044	210.5	31:15.188	15	1	1:51.576	34.659	38.232	38.685	267.3	31:31.341
16	1	1:55.508	35.737	39.681	40.090	270.6	33:10.696	16	1	1:51.179	34.424	38.036	38.719	275.5	33:22.520
17	1	1:59.307	35.499	39.484	44.324	270.6	35:10.003	17	1	1:59.924	34.662	39.750	45.512	280.5	35:22.444
18	1	3:24.086	1:04.671	1:09.610	1:09.805	129.4	38:34.089	18	1	3:14.641	56.521	1:08.547	1:09.573	167.7	38:37.085
19	1	2:42.546	55.004	54.101	53.441	130.7	41:16.635	19	1	2:40.560	55.250	53.473	51.837	125.0	41:17.645
20	1	1:57.694	36.894	40.492	40.308	257.1	43:14.329	20	1	1:53.772	35.962	38.787	39.023	260.8	43:11.417
21	1	2:00.550	35.764	42.348	42.438	257.7	45:14.879	21	1	1:58.648	34.611	38.425	45.612	271.3	45:10.065





**Autodromo Nazionale Monza**  
**GT Cup Europe**  
**Race - 2**



**Analysis by Lap**

Num	Lap Time	Gap
<b>Lap 1</b>		
17	1:55.817	
80	1:56.594	00.777
44	1:57.244	01.427
54	1:58.104	02.287
78	1:59.070	03.253
19	1:59.092	03.275
47	1:59.211	03.394
57	1:59.730	03.913
12	2:01.082	05.265
69	2:01.861	06.044
73	2:03.089	07.272
52	2:03.564	07.747
81	2:03.617	07.800
67	2:04.284	08.467
68	2:05.377	09.560
14	2:06.413	10.596
77	2:07.764	11.947
11	2:08.691	12.874
21	2:10.518	14.701
70	2:11.212	15.395
71	2:19.122	23.305

Num	Lap Time	Gap
<b>Lap 2</b>		
17	1:51.518	
80	1:51.315	00.574
44	1:53.040	02.949
54	1:52.623	03.392
19	1:52.233	03.990
47	1:52.377	04.253
78	1:52.619	04.354
57	1:53.447	05.842
12	1:54.456	08.203
69	1:55.618	10.144
81	1:54.464	10.746
73	1:55.560	11.314
67	1:54.803	11.752
68	1:55.638	13.680
14	1:55.768	14.846
77	1:56.085	16.514
11	1:57.481	18.837
21	1:57.592	20.775
70	2:00.239	24.116
71	2:07.386	39.173

Num	Lap Time	Gap
<b>Lap 3</b>		
17	2:22.610	
80	2:22.886	00.850
44	2:21.092	01.431
54	2:21.265	02.047
19	2:21.590	02.970
47	2:21.608	03.251
78	2:21.927	03.671
57	2:21.295	04.527
12	2:20.167	05.760
69	2:18.631	06.165

Num	Lap Time	Gap
81	2:18.475	06.611
73	2:19.104	07.808
67	2:19.220	08.362
68	2:18.181	09.251
14	2:17.737	09.973
77	2:16.845	10.749
11	2:15.482	11.709
21	2:15.228	13.393
70	2:13.060	14.566
71	2:12.342	28.905

Num	Lap Time	Gap
<b>Lap 4</b>		
17	3:09.124	
80	3:09.251	00.977
44	3:09.054	01.361
54	3:08.989	01.912
19	3:08.958	02.804
47	3:08.998	03.125
78	3:09.067	03.614
57	3:08.328	03.731
12	3:08.518	05.154
69	3:08.520	05.561
81	3:08.882	06.369
73	3:08.470	07.154
67	3:08.507	07.745
68	3:08.688	08.815
14	3:08.751	09.600
77	3:09.169	10.794
11	3:09.196	11.781
21	3:08.636	12.905
70	3:09.382	14.824
71	2:57.866	17.647

Num	Lap Time	Gap
<b>Lap 5</b>		
17	1:51.540	
80	1:51.247	00.684
44	1:52.676	02.497
19	1:52.058	03.322
47	1:52.265	03.850
54	1:53.842	04.214
78	1:52.508	04.582
57	1:53.458	05.649
12	1:54.128	07.742
69	1:54.801	08.822
81	1:54.662	09.491
73	1:54.277	09.891
67	1:55.403	11.608
68	1:55.027	12.302
14	1:54.805	12.865
77	1:55.154	14.408
11	1:56.946	17.187
21	1:57.006	18.371
70	1:58.797	22.081
71	2:06.628	32.735

Num	Lap Time	Gap
<b>Lap 6</b>		
17	1:51.398	
80	1:51.496	00.782
44	1:52.198	03.297
19	1:51.502	03.426
54	1:52.322	05.138
78	1:52.240	05.424
57	1:52.366	06.617
47	1:55.148	07.600
12	1:54.190	10.534
69	1:53.557	10.981
81	1:53.652	11.745
73	1:53.695	12.188
67	1:55.033	15.243
68	1:54.842	15.746
14	1:54.888	16.355
77	1:54.886	17.896
11	1:57.212	23.001
21	1:57.405	24.378
70	1:57.990	28.673
71	2:05.712	47.049

Num	Lap Time	Gap
<b>Lap 7</b>		
17	1:50.239	
80	1:51.505	02.048
19	1:53.362	06.549
44	1:54.065	07.123
78	1:51.953	07.138
54	1:52.721	07.620
57	1:52.212	08.590
47	1:51.502	08.863
12	1:53.973	14.268
69	1:54.373	15.115
81	1:53.982	15.488
73	1:53.933	15.882
67	1:53.714	18.718
14	1:54.963	21.079
68	1:56.344	21.851
77	1:54.864	22.521
11	1:56.533	29.295
21	1:57.281	31.420
70	1:57.429	35.863
71	2:03.128	59.938

Num	Lap Time	Gap
<b>Lap 8</b>		
17	1:51.370	
80	1:51.134	01.812
19	1:51.349	06.528
78	1:52.294	08.062
44	1:52.630	08.383
54	1:52.437	08.687
47	1:51.676	09.169
57	1:52.216	09.436
12	1:53.480	16.378
69	1:53.714	17.459
73	1:54.061	18.573

Num	Lap Time	Gap
<b>Lap 9</b>		
17	1:51.353	
80	1:52.303	02.762
19	1:51.168	06.343
44	1:51.434	08.464
78	1:51.766	08.475
54	1:52.188	09.522
47	1:51.826	09.642
57	1:52.331	10.414
12	1:53.420	18.445
69	1:53.064	19.170
81	1:53.547	20.901
73	1:54.312	21.532
67	1:53.093	23.134
14	1:53.557	26.135
68	1:53.580	27.179
77	1:54.932	33.047
11	1:57.409	41.087
21	1:56.655	42.517
70	1:57.653	47.939
71	2:04.899	1:26.147

Num	Lap Time	Gap
<b>Lap 10</b>		
17	1:51.313	
80	1:51.256	02.705
19	1:49.956	04.986
78	1:51.728	08.890
44	1:52.045	09.196
54	1:51.585	09.794
47	1:52.169	10.498
57	1:52.098	11.199
69	1:53.125	20.982
12	1:54.602	21.734
73	1:53.838	24.057
67	1:53.352	25.173
81	1:55.779	25.367
14	1:53.181	28.003
68	1:53.252	29.118
77	1:53.819	35.553
11	1:57.022	46.796
21	1:57.590	48.794
70	1:57.741	54.367

Num	Lap Time	Gap
<b>Lap 11</b>		
17	1:51.588	
71	2:17.196	1 Lap

Num	Lap Time	Gap
<b>Lap 12</b>		
17	1:51.375	
80	1:51.593	02.397
19	1:50.615	03.640
78	1:51.566	09.403
57	1:51.778	12.337
44	1:53.151	12.548
68	1:54.075	34.140
67	2:01.460	37.464
77	1:53.991	40.376
71	3:22.354	1 Lap
54	3:08.529	1:34.701
47	3:11.857	1:38.706
69	3:02.295	1:40.723
12	3:01.258	1:40.991
73	3:04.152	1:45.138
81	3:00.523	1:45.518

Num	Lap Time	Gap
<b>Lap 13</b>		
17	1:51.243	
19	1:50.968	03.365
80	1:57.973	09.127
78	1:51.542	09.702
57	1:53.568	14.662
44	1:53.361	14.666
21	2:59.180	1 Lap
11	3:08.244	1 Lap
14	3:31.139	1 Lap
70	3:10.028	1 Lap
68	1:53.524	36.421
77	2:00.103	49.236
54	1:52.227	1:35.685
47	1:52.521	1:39.984
69	1:55.558	1:45.038
12	1:55.345	1:45.093
81	1:52.216	1:46.491
71	2:06.863	1 Lap
73	1:54.073	1:47.968





# Autodromo Nazionale Monza

## GT Cup Europe

### Race - 2

#### Analysis by Lap



Autodromo Nazionale Monza 5.793 m.

#### Lap 14

Num	Lap Time	Gap
17	1:57.026	
19	1:57.608	03.947
78	1:57.178	09.854
21	1:53.304	1 Lap
44	1:59.441	17.081
57	2:00.381	18.017
11	1:56.800	1 Lap
14	2:00.043	1 Lap
70	1:58.819	1 Lap
68	2:00.776	40.171
67	3:56.872	1 Lap
80	3:19.217	1:31.318
54	1:52.953	1:31.612
47	1:51.700	1:34.658
81	1:52.786	1:42.251
69	1:54.345	1:42.357
12	1:54.861	1:42.928
73	1:53.599	1:44.541
71	2:03.426	1 Lap
77	3:02.182	1:54.392
21	1:53.591	2:07.915
11	1:56.879	2:21.846
14	1:59.215	2:28.790
70	1:57.882	2:34.811
67	1:57.324	2:43.391

#### Lap 15

Num	Lap Time	Gap
78	3:07.820	
19	3:18.163	04.436
17	3:22.353	04.679
80	1:51.810	05.454
44	3:06.396	05.803
54	1:52.158	06.096
47	1:51.922	08.906
81	1:51.576	16.153
69	1:53.206	17.889
12	1:54.836	20.090
73	1:54.332	21.199
57	3:21.639	21.982
68	3:00.363	22.860
77	1:55.555	32.273
71	2:03.937	1 Lap
21	1:53.998	44.239
11	1:55.875	1:00.047
14	1:59.257	1:10.373
70	1:57.629	1:14.766
67	1:56.305	1:22.022

#### Lap 16

Num	Lap Time	Gap
78	1:55.508	
80	1:52.206	02.152
17	1:54.490	03.661
54	1:56.360	06.948
47	1:54.090	07.488
19	1:59.217	08.145

#### Lap 17

Num	Lap Time	Gap
44	1:57.970	08.265
81	1:51.179	11.824
69	1:53.005	15.386
12	1:52.870	17.452
73	1:52.322	18.013
57	1:54.455	20.929
68	1:54.707	22.059
77	1:52.892	29.657
21	1:53.838	42.569
71	2:03.933	1 Lap
11	1:54.961	59.500
14	1:59.522	1:14.387
70	1:57.484	1:16.742
67	1:57.011	1:23.525

#### Lap 18

Num	Lap Time	Gap
78	1:59.307	
80	2:00.542	03.387
17	2:02.970	07.324
54	2:02.032	09.673
81	1:59.924	12.441
69	2:01.752	17.831
12	2:00.689	18.834
73	2:00.407	19.113
57	1:58.384	20.006
68	1:59.087	21.839
77	2:30.731	1:01.081
21	2:21.412	1:04.674
71	2:17.086	1 Lap
11	2:06.367	1:06.560
44	2:59.493	1:08.451
14	2:06.957	1:22.037
70	2:05.146	1:22.581
67	1:58.921	1:23.139

#### Lap 19

Num	Lap Time	Gap
78	3:24.086	
80	3:21.355	00.656
17	3:17.954	01.192
54	3:16.688	02.275
81	3:14.641	02.996
69	3:10.158	03.903
12	3:09.837	04.585
73	3:11.059	06.086
57	3:10.880	06.800
68	3:09.887	07.640
77	2:31.574	08.569
21	2:28.738	09.326
71	2:28.488	1 Lap
11	2:29.437	11.911
14	2:16.490	14.441
70	2:16.706	15.201
67	2:17.044	16.097
44	2:37.949	22.314

#### Lap 20

Num	Lap Time	Gap
78	2:42.546	
80	2:41.951	00.061
17	2:41.812	00.458
54	2:41.031	00.760
81	2:40.560	01.010
69	2:39.928	01.285
12	2:39.917	01.956
73	2:38.602	02.142
57	2:38.140	02.394
68	2:38.296	03.390
77	2:37.864	03.887
21	2:37.700	04.480
71	2:38.087	1 Lap
11	2:36.591	05.956
14	2:34.927	06.822
70	2:34.866	07.521
67	2:34.541	08.092
44	2:28.685	08.453

#### Lap 21

Num	Lap Time	Gap
80	1:52.712	
17	1:53.320	01.005
81	1:53.772	02.009
54	1:54.587	02.574
78	1:57.694	04.921
69	1:56.428	04.940
73	1:56.147	05.516
12	1:57.445	06.628
57	1:57.284	06.905
68	1:56.925	07.542
21	1:55.975	07.682
77	1:57.872	08.986
11	1:56.359	09.542
14	1:58.393	12.442
44	1:57.182	12.862
70	1:58.486	13.234
67	1:58.366	13.685
71	2:09.816	1 Lap

#### Lap 22

Num	Lap Time	Gap
70	2:02.572	16.935
71	2:06.980	1 Lap







# Autodromo Nazionale Monza

## GT Cup Europe

### Race - 2


#### Best Sectors Results



Sector - 1			Sector - 2			Sector - 3			Ideal Lap vs Best Lap		
Clas	Nº Driver	Time	Nº Driver	Time	Nº Driver	Time	Clas	Nº Driver	Ideal Lap	Best Lap	Clas
1	14 Fondi - Van den Hengel	34.075	17 Innocenti - Belicchi	37.073	78 Scannicchio - Babini	38.221	1	19 Bozzoni - Navarrete	1:49.853	1:49.956	1
2	44 Pisani - Zanini	34.127	19 Bozzoni - Navarrete	37.297	19 Bozzoni - Navarrete	38.289	2	17 Innocenti - Belicchi	1:50.021	1:50.239	2
3	19 Bozzoni - Navarrete	34.267	54 Jan Laurysen	37.794	47 Alex Reimann	38.302	3	80 Velasco - Cabezas	1:50.826	1:51.062	3
4	80 Velasco - Cabezas	34.424	80 Velasco - Cabezas	38.024	80 Velasco - Cabezas	38.378	4	47 Alex Reimann	1:51.081	1:51.502	6
5	81 Ludwig - Liquorish	34.424	81 Ludwig - Liquorish	38.036	17 Innocenti - Belicchi	38.385	5	78 Scannicchio - Babini	1:51.132	1:51.542	7
6	17 Innocenti - Belicchi	34.563	47 Alex Reimann	38.056	57 Antonel - Vandierendonck	38.563	6	81 Ludwig - Liquorish	1:51.145	1:51.179	4
7	69 Bochez - Bochez	34.698	78 Scannicchio - Babini	38.107	54 Jan Laurysen	38.672	7	44 Pisani - Zanini	1:51.270	1:51.434	5
8	47 Alex Reimann	34.723	57 Antonel - Vandierendonck	38.121	81 Ludwig - Liquorish	38.685	8	54 Jan Laurysen	1:51.295	1:51.585	8
9	78 Scannicchio - Babini	34.804	68 Samuele Bosio	38.175	44 Pisani - Zanini	38.802	9	57 Antonel - Vandierendonck	1:51.697	1:51.778	9
10	73 Van Straaten - Van Straaten	34.823	77 Indrek Jaaska	38.217	73 Van Straaten - Van Straaten	38.923	10	14 Fondi - Van den Hengel	1:52.143	1:53.181	15
11	54 Jan Laurysen	34.829	44 Pisani - Zanini	38.341	12 Glauco Solieri	38.948	11	73 Van Straaten - Van Straaten	1:52.206	1:52.322	10
12	21 Perian - Tincescu	34.943	73 Van Straaten - Van Straaten	38.460	67 Lamperti - Borghi	39.169	12	77 Indrek Jaaska	1:52.552	1:52.892	12
13	12 Glauco Solieri	34.946	67 Lamperti - Borghi	38.551	69 Bochez - Bochez	39.205	13	12 Glauco Solieri	1:52.617	1:52.870	11
14	57 Antonel - Vandierendonck	35.013	14 Fondi - Van den Hengel	38.713	77 Indrek Jaaska	39.269	14	69 Bochez - Bochez	1:52.746	1:53.005	13
15	11 Fabiani - Zerbi	35.036	12 Glauco Solieri	38.723	14 Fondi - Van den Hengel	39.355	15	68 Samuele Bosio	1:52.840	1:53.252	16
16	77 Indrek Jaaska	35.066	21 Perian - Tincescu	38.791	68 Samuele Bosio	39.410	16	67 Lamperti - Borghi	1:52.918	1:53.093	14
17	67 Lamperti - Borghi	35.198	69 Bochez - Bochez	38.843	21 Perian - Tincescu	39.516	17	21 Perian - Tincescu	1:53.250	1:53.304	17
18	68 Samuele Bosio	35.255	70 Roberto Bosio	39.309	11 Fabiani - Zerbi	40.130	18	11 Fabiani - Zerbi	1:54.886	1:54.961	18
19	70 Roberto Bosio	35.509	11 Fabiani - Zerbi	39.720	52 Przybylak - Vandervelde	41.089	19	70 Roberto Bosio	1:55.920	1:57.146	19
20	71 Jim Michaelian	36.788	52 Przybylak - Vandervelde	40.055	70 Roberto Bosio	41.102	20	71 Jim Michaelian	2:01.882	2:03.128	20
21	52 Przybylak - Vandervelde	42.420	71 Jim Michaelian	41.985	71 Jim Michaelian	43.109	21	52 Przybylak - Vandervelde	2:03.564	2:03.564	21







Autodromo Nazionale Monza

GT Cup Europe


Race - 2

Leader Sequence



N°	Entrant/Team	Nat	Driver 1	Nat	Driver 2	Nat	Vehicle	Cat	Start Lap	End Lap	Laps	Total Laps
17	Rosscorsa Racing		Lorenzo Innocenti		<b>Andrea Belicchi</b>		Ferrari 488 Challenge Evo	PROAM	1	14	14	14
78	ZRS Motorsport		Davide Scannicchio		<b>Fabio Babini</b>		Porsche 992 GT3 Cup	PROAM	15	19	5	5
80	Mertel Motorsport		<b>Iván Velasco</b>		Jorge Cabezas		Ferrari 488 Challenge Evo	PROAM	20	21	2	2





# Autodromo Nazionale Monza

## GT Cup Europe


### Race - 2

#### Best 5 Lap Times



Cl	N° Entrant/Team	Nat	Driver 1	Nat	Driver 2	Nat	Vehicle	Cat	Cl	Best 1		Best 2		Best 3		Best 4		Best 5	
										Time	Lap	Time	Lap	Time	Lap	Time	Lap	Time	Lap
1	19 Mertel Motorsport	DEU	Stefano Bozzoni	ITA	Fernando Navarrete	ESP	Ferrari 488 Challenge Evo	AM	1	1:49.956	10	1:50.615	12	1:50.968	13	1:51.002	11	1:51.168	9
2	17 Rossocorsa Racing	ITA	Lorenzo Innocenti	ITA	Andrea Belicchi	ITA	Ferrari 488 Challenge Evo	PROAM	1	1:50.239	7	1:51.243	13	1:51.313	10	1:51.353	9	1:51.370	8
3	80 Mertel Motorsport	DEU	Iván Velasco	ESP	Jorge Cabezas	ESP	Ferrari 488 Challenge Evo	PROAM	2	1:51.062	11	1:51.134	8	1:51.247	5	1:51.256	10	1:51.315	2
4	81 Mertel Motorsport	DEU	Luca Ludwig	DEU	Steven Liquorish	GBR	Ferrari 488 Challenge Evo	PROAM	3	1:51.179	16	1:51.576	15	1:52.216	13	1:52.786	14	1:53.547	9
5	44 Eugenio Pisani / SP Racing	ITA	Eugenio Pisani	ITA	Stefano Zanini	MCO	Porsche 911 GT3 Cup gen 2	PROAM	4	1:51.434	9	1:52.045	10	1:52.198	6	1:52.630	8	1:52.676	5
6	47 EST1 Racing	EST	Alex Reimann	EST			Porsche 992 GT3 Cup	PROAM	5	1:51.502	7	1:51.676	8	1:51.700	14	1:51.826	9	1:51.922	15
7	78 ZRS Motorsport	ITA	Davide Scannicchio	ITA	Fabio Babini	ITA	Porsche 992 GT3 Cup	PROAM	6	1:51.542	13	1:51.566	12	1:51.728	10	1:51.766	9	1:51.910	11
8	54 Q1-trackracing	BEL	Jan Laurysen	BEL			Porsche 992 GT3 Cup	PROAM	7	1:51.585	10	1:52.158	15	1:52.188	9	1:52.227	13	1:52.322	6
9	57 Q1-trackracing	BEL	Quentin Antonel	FRA	Nicolas Vandierendonck	BEL	Porsche 992 GT3 Cup	AM*	2	1:51.778	12	1:52.098	10	1:52.212	7	1:52.216	8	1:52.323	11
10	73 Van Straten / Orhès Racing	FRA	Axel Van Straaten	FRA	Remi Van Straaten	FRA	Porsche 992 GT3 Cup	PROAM	8	1:52.322	16	1:53.599	14	1:53.695	6	1:53.838	10	1:53.933	7
11	12 GDL Racing	SMR	Glauco Solieri	ITA			Porsche 992 GT3 Cup	AM	3	1:52.870	16	1:53.420	9	1:53.480	8	1:53.973	7	1:54.128	5
12	77 EST1 Racing	EST	Indrek Jaaska	EST			Porsche 992 GT3 Cup	AM	4	1:52.892	16	1:53.795	11	1:53.819	10	1:53.991	12	1:54.864	7
13	69 Kessel Racing	CHE	Alexandre Bochez	CHE	Mikaël Bochez	CHE	Ferrari 488 Challenge Evo	AM	5	1:53.005	16	1:53.064	9	1:53.125	10	1:53.206	15	1:53.557	6
14	67 GDL Racing	ITA	Federico Lamperti	ITA	Stefano Borghi	ITA	Porsche 992 GT3 Cup	AM	6	1:53.093	9	1:53.352	10	1:53.714	7	1:53.794	11	1:54.046	8
15	14 Ghinzani Arco Motorsport	ITA	Maurizio Fondi	ITA	Laura Van den Hengel	NLD	Porsche 992 GT3 Cup	AM	7	1:53.181	10	1:53.557	9	1:54.222	8	1:54.805	5	1:54.888	6
16	68 GDL Racing	SMR	Samuele Bosio	ITA			Porsche 992 GT3 Cup	AM	8	1:53.252	10	1:53.524	13	1:53.580	9	1:53.910	11	1:54.075	12
17	21 Camil Perian / R01 Racing by Varu Nicu	ROU	Camil Perian	ROU	Florin Tincescu	ROU	Porsche 911 GT3 Cup gen 2	AM	9	1:53.304	13	1:53.591	14	1:53.838	16	1:53.998	15	1:55.975	20
18	11 Fabio Fabiani / SP Racing	ITA	Fabio Fabiani	ITA	Stefano Zerbi	ITA	Porsche 911 GT3 Cup gen 2	AM	10	1:54.961	16	1:55.875	15	1:56.359	20	1:56.533	7	1:56.800	13
19	70 GDL Racing	SMR	Roberto Bosio	ITA			Porsche 911 GT3 Cup gen 2	AM	11	1:57.146	8	1:57.429	7	1:57.484	16	1:57.629	15	1:57.653	9
20	71 GDL Racing	SMR	Jim Michaelian	USA			Porsche 911 GT3 Cup gen 2	AM	12	2:03.128	7	2:03.426	13	2:03.933	15	2:03.937	14	2:04.033	8
21	52 Q1-trackracing	BEL	Xander Przybylak	BEL	Laurent Vandervelde	BEL	Porsche 992 GT3 Cup	AM	13	2:03.564	1								





Autodromo Nazionale Monza

GT Cup Europe

Race - 2


Best 5 Top Speeds



Autodromo Nazionale Monza 5.793 m.

Cl	N° Entrant/Team	Nat	Driver 1	Nat	Driver 2	Nat	Vehicle	Cat	Cl	Top 1		Top 2		Top 3		Top 4		Top 5		Avg
										Km/h	Lap	Km/h	Lap	Km/h	Lap	Km/h	Lap	Km/h	Lap	
1	44 Eugenio Pisani / SP Racing	ITA	<b>Eugenio Pisani</b>	ITA	Stefano Zanini	IND	Porsche 911 GT3 Cup gen 2	PROAM	1	285.7	11	274.1	8	271.3	6	269.3	13	269.3	21	273.9
2	17 Rossocorsa Racing	ITA	Lorenzo Innocenti	ITA	<b>Andrea Belicchi</b>	ITA	Ferrari 488 Challenge Evo	PROAM	2	280.5	21	279.7	17	275.5	10	275.5	11	274.1	2	277.0
3	69 Kessel Racing	CHE	Alexandre Bochez	CHE	<b>Mikaël Bochez</b>	CHE	Ferrari 488 Challenge Evo	AM	1	280.5	8	276.9	10	276.2	14	270.6	16	269.3	9	274.7
4	81 Mertel Motorsport	DEU	Luca Ludwig	DEU	<b>Steven Liquorish</b>	GBR	Ferrari 488 Challenge Evo	PROAM	3	280.5	17	276.9	8	275.5	16	274.8	10	274.1	6	276.3
5	80 Mertel Motorsport	DEU	<b>Iván Velasco</b>	ESP	Jorge Cabezas	ESP	Ferrari 488 Challenge Evo	PROAM	4	279.7	21	277.6	17	276.9	15	274.1	7	274.1	11	276.5
6	19 Mertel Motorsport	DEU	Stefano Bozzoni	ITA	<b>Fernando Navarrete</b>	ESP	Ferrari 488 Challenge Evo	AM	2	277.6	9	277.6	12	276.2	10	275.5	11	274.1	8	276.2
7	67 GDL Racing	ITA	<b>Federico Lamperti</b>	ITA	Stefano Borghi	ITA	Porsche 992 GT3 Cup	AM	3	276.9	21	272.7	7	271.3	10	270.6	12	268.6	9	272.0
8	77 EST1 Racing	EST	Indrek Jaaska	EST			Porsche 992 GT3 Cup	AM	4	276.2	8	275.5	12	274.8	11	267.9	6	267.3	10	272.3
9	14 Ghinzani Arco Motorsport	ITA	Maurizio Fondi	ITA	<b>Laura Van den Hengel</b>	NLD	Porsche 992 GT3 Cup	AM	5	274.8	9	272.0	10	269.3	7	269.3	11	268.6	13	270.8
10	12 GDL Racing	SMR	Glauco Solieri	ITA			Porsche 992 GT3 Cup	AM	6	274.1	9	274.1	17	272.7	16	270.6	8	268.6	7	272.0
11	11 Fabio Fabiani / SP Racing	ITA	Fabio Fabiani	ITA	<b>Stefano Zerbi</b>	ITA	Porsche 911 GT3 Cup gen 2	AM	7	272.7	16	269.3	15	268.6	14	255.9	7	255.9	20	264.5
12	21 Camil Perian / R01 Racing by Varu Nicu	ROU	<b>Camil Perian</b>	ROU	Florin Tincescu	ROU	Porsche 911 GT3 Cup gen 2	AM	8	272.7	14	267.3	8	266.6	16	264.7	10	264.0	11	267.0
13	47 EST1 Racing	EST	Alex Reimann	EST			Porsche 992 GT3 Cup	PROAM	5	272.7	7	268.6	10	268.6	13	266.6	6	264.7	11	268.2
14	78 ZRS Motorsport	ITA	Davide Scannicchio	ITA	<b>Fabio Babini</b>	ITA	Porsche 992 GT3 Cup	PROAM	6	272.7	9	272.7	12	272.7	13	271.3	11	270.6	16	272.0
15	68 GDL Racing	SMR	Samuele Bosio	ITA			Porsche 992 GT3 Cup	AM	9	272.0	11	270.0	9	270.0	10	269.3	12	268.6	6	270.0
16	54 Q1-trackracing	BEL	Jan Laurysse	BEL			Porsche 992 GT3 Cup	PROAM	7	271.3	7	271.3	17	270.6	21	270.0	15	267.9	3	270.2
17	73 Van Straten / Orhès Racing	FRA	<b>Axel Van Straaten</b>	FRA	Remi Van Straaten	FRA	Porsche 992 GT3 Cup	PROAM	8	269.3	11	269.3	16	268.6	10	266.6	9	266.0	17	267.9
18	57 Q1-trackracing	BEL	<b>Quentin Antonel</b>	FRA	Nicolas Vandierendonck	BEL	Porsche 992 GT3 Cup	AM*	10	268.6	14	267.9	16	267.3	12	265.3	6	264.7	7	266.8
19	71 GDL Racing	SMR	Jim Michaelian	USA			Porsche 911 GT3 Cup gen 2	AM	11	252.9	8	240.0	7	235.2	15	225.0	12	224.0	10	235.4
20	70 GDL Racing	SMR	Roberto Bosio	ITA			Porsche 911 GT3 Cup gen 2	AM	12	252.3	21	250.5	16	246.0	15	235.8	13	235.2	9	244.0
21	52 Q1-trackracing	BEL	Xander Przybylak	BEL	<b>Laurent Vandervelde</b>	BEL	Porsche 992 GT3 Cup	AM	13	201.1	1									201.1





Autodromo Nazionale Monza

GT Cup Europe

Race - 2


Fastest Laps Sequence

Autodromo Nazionale Monza 5.793 m.



Lap	Time of Day	Session Time	N° Entrant/Team	Nat	Driver 1	Nat	Driver 2	Nat	Vehicle	Cat	Time	Km/h
2	15:12:55.757	3:47.757	17 Rossocorsa Racing	ITA	Lorenzo Innocenti	ITA	<b>Andrea Belicchi</b>	ITA	Ferrari 488 Challenge Evo	PROAM	<b>1:51.518</b>	187.0
2	15:12:56.332	3:48.332	80 Mertel Motorsport	DEU	<b>Iván Velasco</b>	ESP	Jorge Cabezas	ESP	Ferrari 488 Challenge Evo	PROAM	<b>1:51.315</b>	187.3
5	15:20:19.716	11:11.716	80 Mertel Motorsport	DEU	<b>Iván Velasco</b>	ESP	Jorge Cabezas	ESP	Ferrari 488 Challenge Evo	PROAM	<b>1:51.247</b>	187.4
7	15:24:00.669	14:52.669	17 Rossocorsa Racing	ITA	Lorenzo Innocenti	ITA	<b>Andrea Belicchi</b>	ITA	Ferrari 488 Challenge Evo	PROAM	<b>1:50.239</b>	189.1
10	15:29:39.691	20:31.691	19 Mertel Motorsport	DEU	Stefano Bozzoni	ITA	<b>Fernando Navarrete</b>	ESP	Ferrari 488 Challenge Evo	AM	<b>1:49.956</b>	189.6





# Autodromo Nazionale Monza

## GT Cup Europe

### Race - 2

#### Event Best Maximum Speed

Autodromo Nazionale Monza 5.793 m.



N°	Entrant/Team	Nat	Driver 1	Nat	Driver 2	Nat	Vehicle	Cat	Km/h	Session
44	Eugenio Pisani / SP Racing	ITA	Eugenio Pisani	ITA	Stefano Zanini	MCO	Porsche 911 GT3 Cup gen 2	PROAM	285.7	Race - 2
69	Kessel Racing	CHE	Alexandre Bochez	CHE	Mikaël Bochez	CHE	Ferrari 488 Challenge Evo	AM	280.5	Race - 2
81	Mertel Motorsport	DEU	Luca Ludwig	DEU	Steven Liquorish	GBR	Ferrari 488 Challenge Evo	PROAM	280.5	Race - 2
17	Rosscorsa Racing	ITA	Lorenzo Innocenti	ITA	Andrea Belicchi	ITA	Ferrari 488 Challenge Evo	PROAM	280.5	Race - 2
80	Mertel Motorsport	DEU	Iván Velasco	ESP	Jorge Cabezas	ESP	Ferrari 488 Challenge Evo	PROAM	279.7	Race - 2
19	Mertel Motorsport	DEU	Stefano Bozzoni	ITA	Fernando Navarrete	ESP	Ferrari 488 Challenge Evo	AM	277.6	Race - 2
21	Camil Perian / R01 Racing by Varu Nicu	ROU	Camil Perian	ROU	Florin Tincescu	ROU	Porsche 911 GT3 Cup gen 2	AM	276.9	Qualifying - 1 Driver - 1
78	ZRS Motorsport	ITA	Davide Scannicchio	ITA	Fabio Babini	ITA	Porsche 992 GT3 Cup	PROAM	276.9	Qualifying - 2 Driver - 2
67	GDL Racing	SMR	Federico Lamperti	ITA	Stefano Borghi	ITA	Porsche 992 GT3 Cup	AM	276.9	Race - 2
11	Fabio Fabiani / SP Racing	ITA	Fabio Fabiani	ITA	Stefano Zerbi	ITA	Porsche 911 GT3 Cup gen 2	AM	276.2	Qualifying - 1 Driver - 1
16	Volcano Motorsport	ESP	Evgenii Leonov	ND			Porsche 992 GT3 Cup	PROAM*	276.2	Qualifying - 1 Driver - 1
47	EST1 Racing	EST	Alex Reimann	EST			Porsche 992 GT3 Cup	PROAM	276.2	Qualifying - 2 Driver - 2
77	EST1 Racing	EST	Indrek Jaaska	EST			Porsche 992 GT3 Cup	AM	276.2	Qualifying - 2 Driver - 2
57	Q1-trackracing	BEL	Quentin Antonel	FRA	Nicolas Vandierendonck	BEL	Porsche 992 GT3 Cup	AM*	274.8	Qualifying - 2 Driver - 2
14	Ghinzani Arco Motorsport	ITA	Maurizio Fondi	ITA	Laura Van den Hengel	NLD	Porsche 992 GT3 Cup	AM	274.8	Race - 2
52	Q1-trackracing	BEL	Xander Przybylak	BEL	Laurent Vandervelde	BEL	Porsche 992 GT3 Cup	AM	274.1	Qualifying - 2 Driver - 2
12	GDL Racing	SMR	Glauco Solieri	ITA			Porsche 992 GT3 Cup	AM	274.1	Race - 2
54	Q1-trackracing	BEL	Jan Lauryssen	BEL			Porsche 992 GT3 Cup	PROAM	272.7	Qualifying - 2 Driver - 2
73	Van Straten / Orhès Racing	FRA	Axel Van Straaten	FRA	Remi Van Straaten	FRA	Porsche 992 GT3 Cup	PROAM	272.0	Qualifying - 1 Driver - 1
68	GDL Racing	SMR	Samuele Bosio	ITA			Porsche 992 GT3 Cup	AM	272.0	Race - 2
55	Q1-trackracing	BEL	Gustavo Condé	BRA	H. Mello	BRA	Porsche 992 GT3 Cup	AM	262.1	Qualifying - 1 Driver - 1
71	GDL Racing	SMR	Jim Michaelian	USA			Porsche 911 GT3 Cup gen 2	AM	252.9	Race - 2
70	GDL Racing	SMR	Roberto Bosio	ITA			Porsche 911 GT3 Cup gen 2	AM	252.3	Race - 2







Autodromo Nazionale Monza

GT Cup Europe

Race - 2


Lap Chart



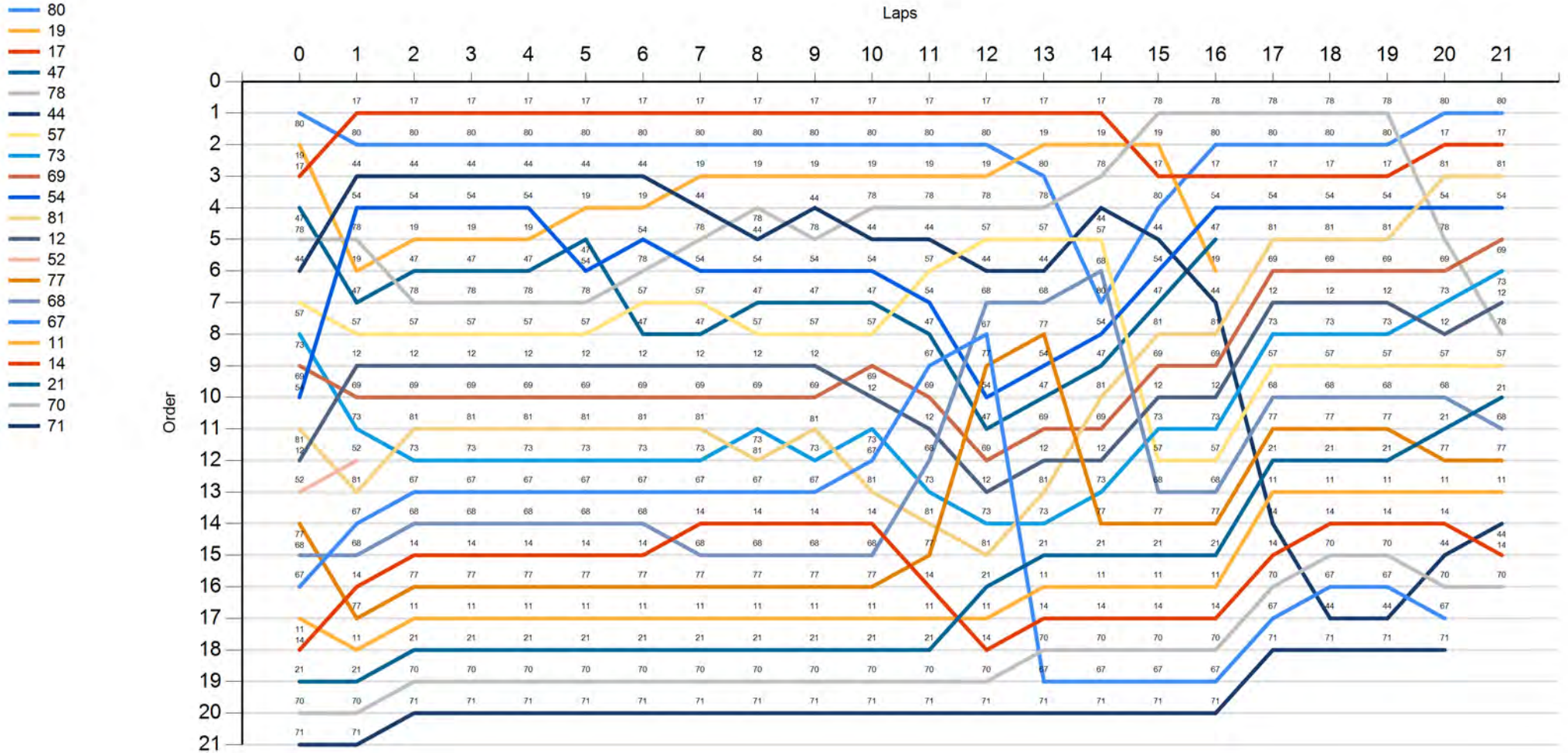
LAP


Nr	Po	Grid	1	2	3	4	5	6	7	8	9	10	11	12	13	14	15	16	17	18	19	20	21
80	<b>1</b>	80	17	17	17	17	17	17	17	17	17	17	17	17	17	17	78	78	78	78	78	80	80
19	<b>2</b>	19	80	80	80	80	80	80	80	80	80	80	80	80	19	19	19	80	80	80	80	17	17
17	<b>3</b>	17	44	44	44	44	44	44	19	19	19	19	19	19	80	78	17	17	17	17	17	81	81
47	<b>4</b>	47	54	54	54	54	19	19	44	78	44	78	78	78	78	44	80	54	54	54	54	54	54
78	<b>5</b>	78	78	19	19	19	47	54	78	44	78	44	44	57	57	57	44	47	81	81	81	78	69
44	<b>6</b>	44	19	47	47	47	54	78	54	54	54	54	57	44	44	68	54	19	69	69	69	69	73
57	<b>7</b>	57	47	78	78	78	78	57	57	47	47	47	54	68	68	80	47	44	12	12	12	73	12
73	<b>8</b>	73	57	57	57	57	57	47	47	57	57	57	47	67	77	54	81	81	73	73	73	12	78
69	<b>9</b>	69	12	12	12	12	12	12	12	12	12	69	67	77	54	47	69	69	57	57	57	57	57
54	<b>10</b>	54	69	69	69	69	69	69	69	69	69	12	69	54	47	81	12	12	68	68	68	68	21
81	<b>11</b>	81	73	81	81	81	81	81	81	73	81	73	12	47	69	69	73	73	77	77	77	21	68
12	<b>12</b>	12	52	73	73	73	73	73	73	81	73	67	68	69	12	12	57	57	21	21	21	77	77
52	<b>13</b>	52	81	67	67	67	67	67	67	67	67	81	73	12	81	73	68	68	11	11	11	11	11
77	<b>14</b>	77	67	68	68	68	68	68	14	14	14	14	81	73	73	77	77	77	44	14	14	14	44
68	<b>15</b>	68	68	14	14	14	14	14	68	68	68	68	77	81	21	21	21	21	14	70	70	44	14
67	<b>16</b>	67	14	77	77	77	77	77	77	77	77	14	21	11	11	11	11	11	70	67	67	70	70
11	<b>17</b>	11	77	11	11	11	11	11	11	11	11	11	11	11	14	14	14	14	67	44	44	67	
14	<b>18</b>	14	11	21	21	21	21	21	21	21	21	21	21	14	70	70	70	70	71	71	71	71	
21	<b>19</b>	21	21	70	70	70	70	70	70	70	70	70	70	70	67	67	67	67					
70	<b>20</b>	70	70	71	71	71	71	71	71	71	71	71	71	71	71	71	71	71					
71	<b>21</b>	71	71																				





Autodromo Nazionale Monza  
 GT Cup Europe  
 Race - 2  
 Graphic Lap Chart





# Autodromo Nazionale Monza

## GT Cup Europe

### Race - 2

#### Pit Stop Analysis



Ord	Nr.	In Day Time	Entrant/Team	Nat	Driver 1	Nat	Driver 2	Nat	Vehicle	Cat	In Time	Stop N°	Pit Time	Handicap	Diff.
1	71	15:31:21.243	GDL Racing	SMR	Jim Michaelian	USA			Porsche 911 GT3 Cup gen 2	AM	22:12.820	1	1:19.215	1:10	
2	54	15:31:38.515	Q1-trackracing	BEL	Jan Laurysen	BEL			Porsche 992 GT3 Cup	PROA	22:30.092	1	1:21.682	1:20	
3	47	15:31:39.242	EST1 Racing	EST	Alex Reimann	EST			Porsche 992 GT3 Cup	PROA	22:30.819	1	1:24.413	1:20	
4	69	15:31:50.620	Kessel Racing	CHE	Alexandre Bochez	CHE	<b>Mikaël Bochez</b>	CHE	Ferrari 488 Challenge Evo	AM	22:42.197	1	1:12.607	1:10	
5	12	15:31:52.122	GDL Racing	SMR	Glauco Solieri	ITA			Porsche 992 GT3 Cup	AM	22:43.699	1	1:13.082	1:10	
6	73	15:31:53.263	Van Straten / Orhès Racing	FRA	<b>Axel Van Straaten</b>	FRA	Remi Van Straaten	FRA	Porsche 992 GT3 Cup	PROA	22:44.840	1	1:14.142	1:10	
7	81	15:31:57.283	Mertel Motorsport	DEU	Luca Ludwig	DEU	<b>Steven Liquorish</b>	GBR	Ferrari 488 Challenge Evo	PROA	22:48.860	1	1:12.591	1:10	
8	14	15:31:59.085	Ghinzani Arco Motorsport	ITA	Maurizio Fondi	ITA	<b>Laura Van den Hengel</b>	NLD	Porsche 992 GT3 Cup	AM	22:50.662	1	1:35.666	1:10	
9	11	15:32:20.495	Fabio Fabiani / SP Racing	ITA	Fabio Fabiani	ITA	<b>Stefano Zerbi</b>	ITA	Porsche 911 GT3 Cup gen 2	AM	23:12.072	1	1:16.773	1:10	
10	21	15:32:22.261	Camil Perian / R01 Racing by Va	ROU	<b>Camil Perian</b>	ROU	Florin Tincescu	ROU	Porsche 911 GT3 Cup gen 2	AM	23:13.838	1	1:11.005	1:10	
11	70	15:32:28.434	GDL Racing	SMR	Roberto Bosio	ITA			Porsche 911 GT3 Cup gen 2	AM	23:20.011	1	1:16.971	1:10	
12	67	15:33:49.478	GDL Racing	SMR	<b>Federico Lamperti</b>	ITA	Stefano Borghi	ITA	Porsche 992 GT3 Cup	AM	24:41.055	1	2:03.849	1:10	
13	80	15:35:12.600	Mertel Motorsport	DEU	<b>Iván Velasco</b>	ESP	Jorge Cabezas	ESP	Ferrari 488 Challenge Evo	PROA	26:04.177	1	1:31.737	1:30	
14	77	15:35:52.605	EST1 Racing	EST	Indrek Jaaska	EST			Porsche 992 GT3 Cup	AM	26:44.182	1	1:13.463	1:10	
15	17	15:37:00.543	Rossocorsa Racing	ITA	Lorenzo Innocenti	ITA	<b>Andrea Belicchi</b>	ITA	Ferrari 488 Challenge Evo	PROA	27:52.120	1	1:32.266	1:30	
16	19	15:37:04.375	Mertel Motorsport	DEU	Stefano Bozzoni	ITA	<b>Fernando Navarrete</b>	ESP	Ferrari 488 Challenge Evo	AM	27:55.952	1	1:24.424	1:15	
17	78	15:37:10.480	ZRS Motorsport	ITA	Davide Scannicchio	ITA	<b>Fabio Babini</b>	ITA	Porsche 992 GT3 Cup	PROA	28:02.057	1	1:17.415	1:15	
18	44	15:37:17.584	Eugenio Pisani / SP Racing	ITA	<b>Eugenio Pisani</b>	ITA	Stefano Zanini	MCO	Porsche 911 GT3 Cup gen 2	PROA	28:09.161	1	1:14.508	1:10	
19	57	15:37:18.689	Q1-trackracing	BEL	<b>Quentin Antonel</b>	FRA	Nicolas Vandierendonck	BEL	Porsche 992 GT3 Cup	AM*	28:10.266	1	1:30.260	1:30	
20	68	15:37:40.773	GDL Racing	SMR	Samuele Bosio	ITA			Porsche 992 GT3 Cup	AM	28:32.350	1	1:11.866	1:10	
21	44	15:45:21.398	Eugenio Pisani / SP Racing	ITA	<b>Eugenio Pisani</b>	ITA	Stefano Zanini	MCO	Porsche 911 GT3 Cup gen 2	PROA	36:12.975	2	45.283	1:10	-24.717

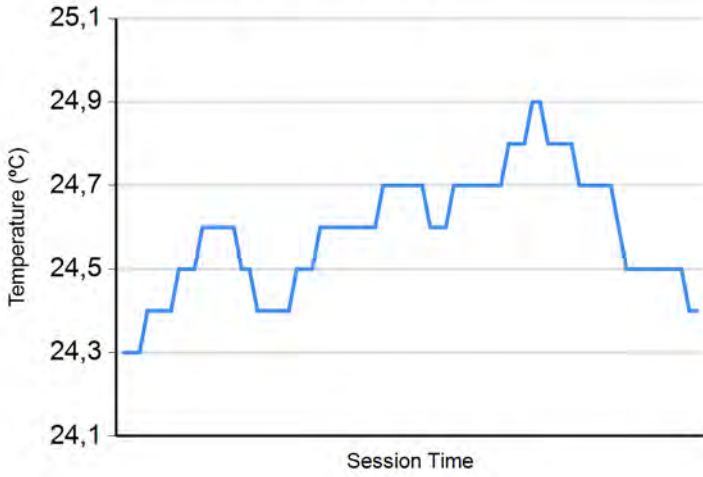
\* timing tolerance of 0.3%



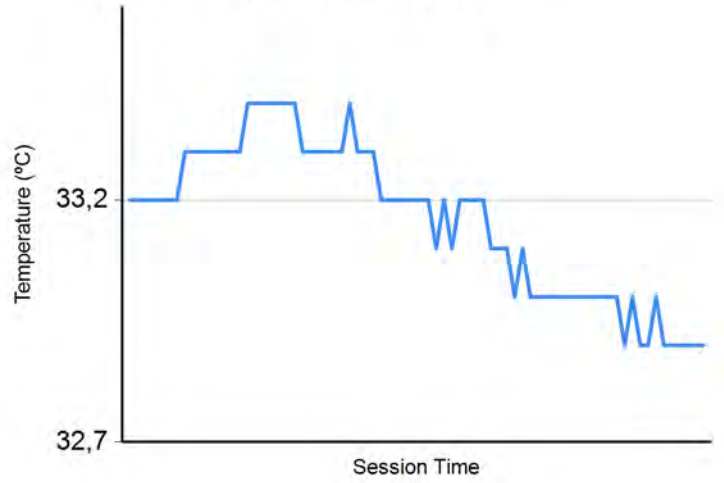




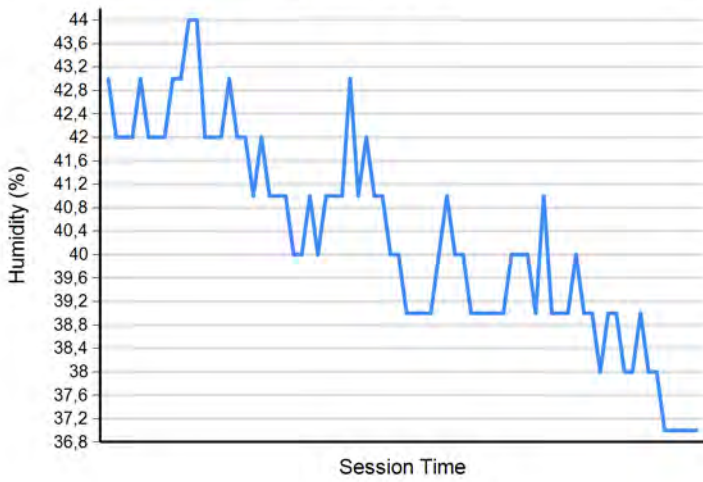
**Air Temperature**



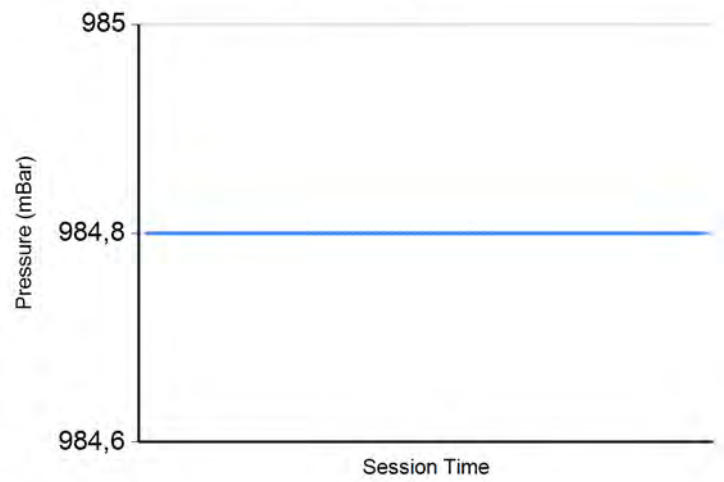
**Track Temperature**



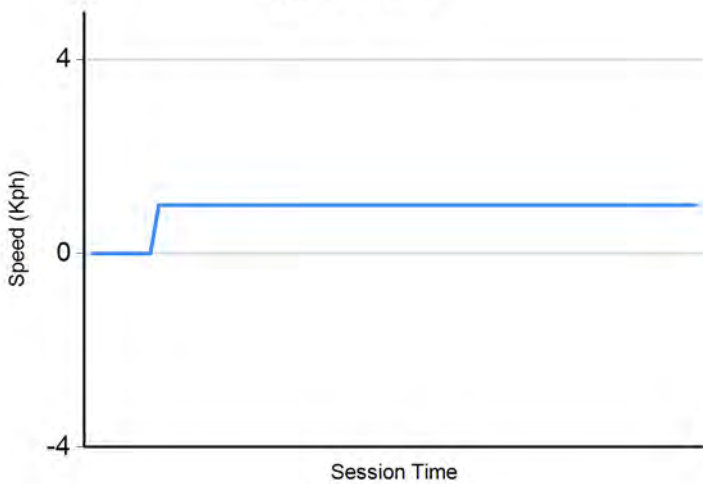
**Humidity**



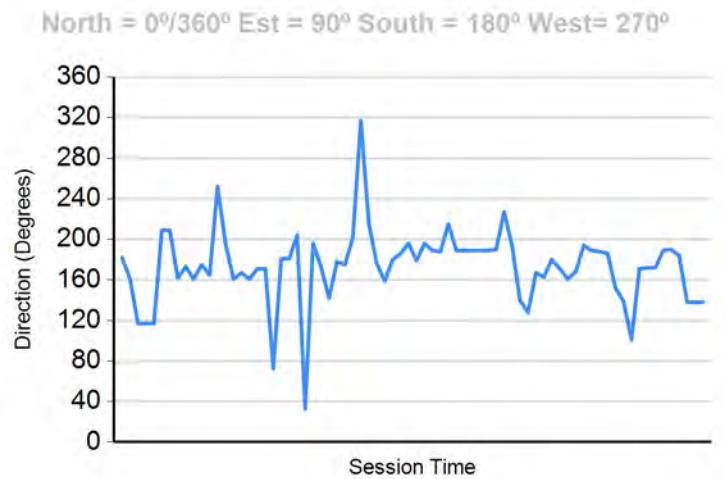
**Pressure**




**Wind Speed**



**Wind direction**





# Autodromo Nazionale Monza

## GT Cup Europe

### Race - 2

#### Final Results



Cls	N°	Entrant/Team	Nat	Driver 1	Nat	Driver 2	Nat	Vehicle	Cat	Cl	Laps	Total Time	Gap	Interval	Km/h	Best	Time	Km/h
1	80	Mertel Motorsport	DEU	<b>Iván Velasco</b>	ESP	Jorge Cabezas	ESP	Ferrari 488 Challenge Evo	PROAM	1	21	<b>45:08.279</b>			161.7	11	1:51.062	187.7
2	54	Q1-trackracing	BEL	Jan Lauryszen	BEL			Porsche 992 GT3 Cup	PROAM	2	21	<b>45:10.610</b>	2.331	2.331	161.5	10	1:51.585	186.8
3	69	Kessel Racing	CHE	Alexandre Bochez	CHE	<b>Mikaël Bochez</b>	CHE	Ferrari 488 Challenge Evo	AM	1	21	<b>45:11.853</b>	3.574	1.243	161.4	16	1:53.005	184.5
4	12	GDL Racing	SMR	Glauco Solieri	ITA			Porsche 992 GT3 Cup	AM	2	21	<b>45:13.204</b>	4.925	1.351	161.4	16	1:52.870	184.7
5	17*	Rossocorsa Racing	ITA	Lorenzo Innocenti	ITA	<b>Andrea Belicchi</b>	ITA	Ferrari 488 Challenge Evo	PROAM	3	21	<b>45:14.602</b>	6.323	1.398	161.3	7	1:50.239	189.1
6	78	ZRS Motorsport	ITA	Davide Scannicchio	ITA	<b>Fabio Babini</b>	ITA	Porsche 992 GT3 Cup	PROAM	4	21	<b>45:14.879</b>	6.600	0.277	161.3	13	1:51.542	186.9
7	81*	Mertel Motorsport	DEU	Luca Ludwig	DEU	<b>Steven Liquorish</b>	GBR	Ferrari 488 Challenge Evo	PROAM	5	21	<b>45:15.065</b>	6.786	0.186	161.3	16	1:51.179	187.5
8	57	Q1-trackracing	BEL	<b>Quentin Antonel</b>	FRA	Nicolas Vandierendonck	BEL	Porsche 992 GT3 Cup	AM*	3	21	<b>45:15.875</b>	7.596	0.810	161.2	12	1:51.778	186.5
9	21	Camil Perian / R01 Racing by Varu Nicu	ROU	<b>Camil Perian</b>	ROU	Florin Tincescu	ROU	Porsche 911 GT3 Cup gen 2	AM	4	21	<b>45:16.530</b>	8.251	0.655	161.2	13	1:53.304	184.0
10	68	GDL Racing	SMR	Samuele Bosio	ITA			Porsche 992 GT3 Cup	AM	5	21	<b>45:17.028</b>	8.749	0.498	161.1	10	1:53.252	184.1
11	77	EST1 Racing	EST	Indrek Jaaska	EST			Porsche 992 GT3 Cup	AM	6	21	<b>45:18.237</b>	9.958	1.209	161.1	16	1:52.892	184.7
12	44	Eugenio Pisani / SP Racing	ITA	<b>Eugenio Pisani</b>	ITA	Stefano Zanini	MCO	Porsche 911 GT3 Cup gen 2	PROAM	6	21	<b>45:20.977</b>	12.698	2.740	160.9	9	1:51.434	187.1
13	73*	Van Straten / Orhès Racing	FRA	<b>Axel Van Straaten</b>	FRA	Remi Van Straaten	FRA	Porsche 992 GT3 Cup	PROAM	7	21	<b>45:22.407</b>	14.128	1.430	160.8	16	1:52.322	185.6
14	11*	Fabio Fabiani / SP Racing	ITA	Fabio Fabiani	ITA	<b>Stefano Zerbi</b>	ITA	Porsche 911 GT3 Cup gen 2	AM	7	21	<b>45:23.485</b>	15.206	1.078	160.8	16	1:54.961	181.4
15	14	Ghinzani Arco Motorsport	ITA	Maurizio Fondi	ITA	<b>Laura Van den Hengel</b>	NLD	Porsche 992 GT3 Cup	AM	8	21	<b>45:24.625</b>	16.346	1.140	160.7	10	1:53.181	184.2
16	70*	GDL Racing	SMR	Roberto Bosio	ITA			Porsche 911 GT3 Cup gen 2	AM	9	21	<b>45:30.214</b>	21.935	5.589	160.4	8	1:57.146	178.0
17	67*	GDL Racing	SMR	<b>Federico Lamperti</b>	ITA	Stefano Borghi	ITA	Porsche 992 GT3 Cup	AM	10	20	<b>43:43.093</b>	1 Lap	1 Lap	159.0	9	1:53.093	184.4
18	71	GDL Racing	SMR	Jim Michaelian	USA			Porsche 911 GT3 Cup gen 2	AM	11	20	<b>45:39.282</b>	1 Lap	1:56.189	152.2	7	2:03.128	169.3
19	47	EST1 Racing	EST	Alex Reimann	EST			Porsche 992 GT3 Cup	PROAM	8	16	<b>33:18.184</b>	5 Laps	4 Laps	166.9	7	1:51.502	187.0
20	19	Mertel Motorsport	DEU	Stefano Bozzoni	ITA	<b>Fernando Navarrete</b>	ESP	Ferrari 488 Challenge Evo	AM	12	16	<b>33:18.841</b>	5 Laps	0.657	166.9	10	1:49.956	189.6

Not classified: (Requirements: 75% of number laps of leader = 16 Laps)

52	Q1-trackracing	BEL	Xander Przybylak	BEL	<b>Laurent Vandervelde</b>	BEL	Porsche 992 GT3 Cup	AM	13	1	<b>2:03.564</b>	20 Laps	15 Laps	168.7	1	2:03.564	168.7
----	----------------	-----	------------------	-----	----------------------------	-----	---------------------	----	----	---	-----------------	---------	---------	-------	---	----------	-------

Fastest lap Bozzoni - Navarrete in 1:49.956 at 189.6 Km/h in lap 10

AM	19	Mertel Motorsport	DEU	Stefano Bozzoni	ITA	Fernando Navarrete	ESP	Ferrari 488 Challenge Evo	10	1:49.956	189.6
PROAM	17*	Rossocorsa Racing	ITA	Lorenzo Innocenti	ITA	Andrea Belicchi	ITA	Ferrari 488 Challenge Evo	7	1:50.239	189.1

#### \* PENALTIES

CAR #17- 5 SECONDS TIME PENALTY ADDED TO RACE TIME - GAINING ADVANTAGE OUT OF TRACK / TRACK LIMITS

CAR #81- 5 SECONDS TIME PENALTY ADDED TO RACE TIME - GAINING ADVANTAGE OUT OF TRACK / TRACK LIMITS

CAR #11 - 5 SECONDS TIME PENALTY ADDED TO RACE TIME - GAINING ADVANTAGE OUT OF TRACK / TRACK LIMITS

CAR #73 - 10 SECONDS TIME PENALTY ADDED TO RACE TIME - CAUSING A COLLISION WITH CAR 52

CAR #70 - 5 SECONDS TIME PENALTY ADDED TO RACE TIME - CROSSING WHITE LINE AT PIT EXIT

CAR #67 - DRIVE THROUGH CONVERTED TO 20 SECONDS TIME PENALTY ADDED TO RACE TIME - STEWARDS' DECISION NUMBER 18

CAR 71 - 10 GRID PLACES FOR NEXT RACE DRIVER TAKES PART - STEWARDS' DECISION NUMBER 19

Published at:.....

Track Temp: **33.4 °C** Air Temp: **24.4 °C** Humidity: **41 %** Track Status: **DRY**

Stewards:

Timekeeper:

Luis Garcia

JOB-1605-ESP/M







### Championship Classification



Cls	Name	Nat	Net Pts	Pts	Portimao		SPA-Francorchamps	Paul Ricard		Monza		Barcelona	
					R1	R2	R	R1	R2	R1	R2	R1	R2
1	Iván Velasco		90	90	15	15	20	5	10	10	15		
	Jorge Cabezas		90	90	15	15	20	5	10	10	15		
2	Laurent Vandervelde		59	59	12	2	24	6	3	12			
	Xander Przybylak		59	59	12	2	24	6	3	12			
3	Evgenii Leonov		48	48	6	12	30						
4	Andrea Belicchi		41	41				12	15	8	6		
	Lorenzo Innocenti		41	41				12	15	8	6		
5	Fabio Babini		41	41	10			10	12	4	5		
	Davide Scannicchio		41	41	10			10	12	4	5		
6	Nicolas Vandierendonck		38	38	5	8	2	8	6	6	3		
7	Mikaël Bochez		35	35	4	5	16				10		
	Alexandre Bochez		35	35	4	5	16				10		
8	Alex Reimann		33	33			10	15	8				
9	Adam Christodolou		30	30			30						
10	Jan Laurysen		27	27						15	12		
11	Glauco Solieri		25	25		6	8			3	8		
12	Quentin Antonel		23	23				8	6	6	3		
13	Stefano Zanini		22	22	8	10			4				
	Eugenio Pisani		22	22	8	10			4				
14	Stefano Borghi		16	16			12	2	2				
15	Gianluca De Lorenzi		16	16			12	2	2				
16	Fidel Castillo		15	15	5	8	2						
17	Fernando Navarrete		12	12	2				5	5			
	Stefano Bozzoni		12	12	2				5	5			
18	Jori Ala-Jyrä		11	11		1	10						
19	Florin Tincescu		11	11	1	3		4		1	2		
20	Samuele Bosio		9	9			8				1		
21	Luca Ludwig		7	7				3			4		
	Steven Liquorish		7	7				3			4		
22	Paulo Pinheiro		7	7	3	4							
	Pedro Marreiros		7	7	3	4							
23	Camil Perian		7	7	1	3				1	2		
24	Fabio Fabiani		6	6			6						
	Stefano Zerbi		6	6			6						
25	Maurizio Fondi		4	4			4						
26	Roberto Bosio		4	4			4						
27	Indrek Jaaska		3	3		1				2			
28	Gustavo Condé		2	2				1	1				
	H. Mello		2	2				1	1				
29	David Perel		0	0									
	Stephen Earle		0	0									



### Championship Classification



Cls	Name	Nat	Net Pts	Pts	Portimao		SPA-Francorchamps	Paul Ricard		Monza		Barcelona	
					R1	R2	R	R1	R2	R1	R2	R1	R2
30	Laura Van den Hengel		0	0									
31	Julien Darras		0	0									
	Jayan Fazal-Karim		0	0									
32	Axel Van Straaten		0	0									
	Remi Van Straaten		0	0									
33	Federico Lamperti		0	0									
34	Jim Michaelian		0	0									
35	José García		0	0									
	Carlo Scholl		0	0									
36	Mario Cordoni		0	0									
37	Axel Saringen		0	0									
38	Enrico Fulgenzi		0	0									
	Shintaro Akatsu		0	0									
39	Roberto Fecchio		0	0									
	Juuso Puhakka		0	0									



### Championship AM Classification



Cls	Name	Nat	Net Pts	Pts	Portimao		SPA-Francorchamps	Paul Ricard		Monza		Barcelona	
					R1	R2	R	R1	R2	R1	R2	R1	R2
1	Laurent Vandervelde		42	42	8	2	16	4	4	8			
	Xander Przybylak		42	42	8	2	16	4	4	8			
2	Mikaël Bochez		33	33	6	6	12		1		8		
	Alexandre Bochez		33	33	6	6	12		1		8		
3	Nicolas Vandierendonck		24	24				6	8	6	4		
	Quentin Antonel		24	24				6	8	6	4		
4	Glauco Solieri		22	22	1	8	4			3	6		
5	Alex Reimann		14	14			6	8					
6	Fernando Navarrete		13	13	3				6	4			
	Stefano Bozzoni		13	13	3				6	4			
7	Stefano Borghi		13	13			8	2	3				
8	Gianluca De Lorenzi		13	13			8	2	3				
9	Florin Tincescu		12	12	2	3		3		1	3		
10	Camil Perian		9	9	2	3				1	3		
11	Paulo Pinheiro		8	8	4	4							
	Pedro Marreiros		8	8	4	4							
12	Jori Ala-Jyrä		7	7		1	6						
13	Samuele Bosio		6	6			4				2		
14	Indrek Jaaska		4	4		1				2	1		
15	Gustavo Condé		3	3				1	2				
	H. Mello		3	3				1	2				
16	Fabio Fabiani		2	2			2						
	Stefano Zerbi		2	2			2						
17	Maurizio Fondi		0	0									
18	Roberto Bosio		0	0									
19	Laura Van den Hengel		0	0									
20	Federico Lamperti		0	0									
21	Jim Michaelian		0	0									
22	Mario Cordoni		0	0									



### Championship TROPHY Classification



Cls	Name	Nat	Net Pts	Pts	Portimao		SPA-Francorchamps	Paul Ricard		Monza		Barcelona	
					R1	R2	R	R1	R2	R1	R2	R1	R2
1	Jayan Fazal-Karim		14	14	3	3		4	4				
	Julien Darras		14	14	3	3		4	4				
2	Gustavo Condé		8	8	4	4							
	H. Mello		8	8	4	4							
3	José García		6	6				3	3				
	Carlo Scholl		6	6				3	3				



### Championship Teams' Classification



Cls	Team	Nat	Net Pts	Pts	Portimao		SPA-Francorchamps	Paul Ricard		Monza		Barcelona	
					R1	R2	R	R1	R2	R1	R2	R1	R2
1	Q1-trackracing		49	49	7	3	12	5	2	14	6		
2	Mertel Motorsport		43	43	8	8	8	1	5	5	8		
3	Volcano Motorsport		24	24	2	6	16						
4	Rossocorsa Racing		19	19				6	8	3	2		
5	ZRS Motorsport		15	15	4			4	6		1		
6	EST1 Racing		13	13			2	8	3				
7	Kessel Racing		11	11		1	6				4		
8	GDL Racing		7	7			4				3		
9	Eugenio Pisani / SP Racing		7	7	3	4							
10	Ghinzani Arco Motorsport		2	2		2							
11	Fabio Fabiani / SP Racing		0	0									
	Camil Perian / R01 Racing by Varu Nicu		0	0									
	Van Straten / Orhès Racing		0	0									
12	Street-Art Racing		0	0									
	Paulo Pinheiro		0	0									
	Enrico Fulgenzi Racing / Enrico Fulgenzi		0	0									
	Lionspeed GP		0	0									





### Drivers Statistics

Cls	Nº	Name	Nat	Net Points	Points	First Positions	Seconds Positions	Thirds Positions	Race Fastest Laps	Pole Positions	Laps in first place	Km. covered in Race	Km. covered in Practice
1	80	Iván Velasco		90	90	3		3		2		1080.086	1337.625
	80	Jorge Cabezas		90	90	3		3		2		1080.086	1337.625
2	52	Laurent Vandervelde		59	59		3					964.226	1383.181
	52	Xander Przybylak		59	59		3					964.226	1383.181
3	16	Evgenii Leonov		48	48	1	1			1		871.538	1190.092
4	17	Andrea Belicchi		41	41	1	1			1		476.273	679.463
	17	Lorenzo Innocenti		41	41	1	1			1		476.273	679.463
5	78	Fabio Babini		41	41		1	2	4			676.352	992.482
	78	Davide Scannicchio		41	41		1	2	4			676.352	992.482
6	57	Nicolas Vandierendonck		38	38							1038.062	1324.121
7	69	Mikaël Bochez		35	35			1				1061.467	1462.309
	69	Alexandre Bochez		35	35			1				1061.467	1462.309
8	47	Alex Reimann		33	33							797.508	950.809
9	116	Adam Christodolou		30	30	1				1		357.204	280.160
10	54	Jan Laurysen		27	27	1	1		1			225.927	301.236
11	12	Glauco Solieri		25	25							818.083	1020.163
12	57	Quentin Antonel		23	23							476.273	627.297
13	44	Stefano Zanini		22	22			1		1		799.414	1269.420
	44	Eugenio Pisani		22	22			1		1		799.414	1269.420
14	67	Stefano Borghi		16	16							1006.800	1098.634
15	67	Gianluca De Lorenzi		16	16							786.666	901.672
16	57	Fidel Castillo		15	15							561.789	696.824
17	19	Fernando Navarrete		12	12				2	1		834.438	1087.712
	19	Stefano Bozzoni		12	12				2	1		834.438	1087.712
18	77	Jori Ala-Jyrä		11	11							837.849	1170.714
19	21	Florin Tincescu		11	11							725.233	1386.936
20	68	Samuele Bosio		9	9							587.771	890.254
21	81	Luca Ludwig		7	7							675.931	877.078
	81	Steven Liquorish		7	7							458.807	603.922
22	45	Paulo Pinheiro		7	7							246.609	348.975
	45	Pedro Marreiros		7	7							246.609	348.975
23	21	Camil Perian		7	7							474.887	1299.606
24	11	Fabio Fabiani		6	6							918.594	1341.338
	11	Stefano Zerbi		6	6							918.594	1341.338
25	14	Maurizio Fondi		4	4							806.643	1060.817
26	70	Roberto Bosio		4	4							795.028	805.693
27	77	Indrek Jaaska		3	3							713.576	1223.602
28	55	Gustavo Condé		2	2							505.028	926.496
	55	H. Mello		2	2							505.028	926.496



### Drivers Statistics

Cls	Nº	Name	Nat	Net Points	Points	First Positions	Seconds Positions	Thirds Positions	Race Fastest Laps	Pole Positions	Laps in first place	Km. covered in Race	Km. covered in Practice
29	111	David Perel		0	0					1		218.691	237.303
	111	Stephen Earle		0	0					1		218.691	237.303
30	14	Laura Van den Hengel		0	0							470.451	731.629
31	1007	Julien Darras		0	0							476.005	664.509
	1007	Jayan Fazal-Karim		0	0							476.005	664.509
32	73	Axel Van Straaten		0	0							377.855	709.366
	73	Remi Van Straaten		0	0							377.855	709.366
33	67	Federico Lamperti		0	0							220.134	196.962
34	71	Jim Michaelian		0	0							214.341	335.994
35	99	José García		0	0							238.702	261.990
	99	Carlo Scholl		0	0							238.702	261.990
36	65	Mario Cordoni		0	0								151.372
37	81	Axel Sartingen		0	0							217.124	273.156
38	90	Enrico Fulgenzi		0	0					1		7.004	315.180
	90	Shintaro Akatsu		0	0					1		7.004	315.180
39	166	Roberto Fecchio		0	0							70.040	357.204
	166	Juuso Puhakka		0	0							70.040	357.204



### Drivers Performance



Cls	Name	Nat	Net Pts	Pts	Portimao		SPA-Francorchamps	Paul Ricard		Monza		Barcelona	
					R1	R2	R	R1	R2	R1	R2	R1	R2
1	Iván Velasco		90	90	2 - 1	3 - 1	4 - 3	2 - 6	3 - 3	1 - 3	1 - 1		
	Jorge Cabezas		90	90	2 - 1	3 - 1	4 - 3	2 - 6	3 - 3	1 - 3	1 - 1		
2	Laurent Vandervelde		59	59	10 - 2	5 - 9	5 - 2	6 - 5	11 - 8	3 - 2	13 - NC		
	Xander Przybylak		59	59	10 - 2	5 - 9	5 - 2	6 - 5	11 - 8	3 - 2	13 - NC		
3	Evgenii Leonov		48	48	5 - 5	4 - 2	6 - 1	8 - 11	6 - 13	7 - NC	NP - NP		
4	Andrea Belicchi		41	41	NP -	NP -	NP -	7 - 2	1 - 1	10 - 4	3 - 5		
	Lorenzo Innocenti		41	41	NP - NP	NP - NP	NP - NP	7 - 2	1 - 1	10 - 4	3 - 5		
5	Fabio Babini		41	41	6 - 3	2 - NC	NP - NP	14 - 3	2 - 2	13 - 7	5 - 6		
	Davide Scannicchio		41	41	6 - 3	2 - NC	NP - NP	14 - 3	2 - 2	13 - 7	5 - 6		
6	Nicolas Vandierendonck		38	38	NP - 6	NP - 4	NP - 10	NP - NP	NP - NP	NP - NP	NP - NP		
7	Mikaël Bochez		35	35	8 - 7	8 - 6	8 - 4	5 - 15	10 - 11	9 - 18	10 - 3		
	Alexandre Bochez		35	35	8 - 7	8 - 6	8 - 4	5 - 15	10 - 11	9 - 18	10 - 3		
8	Alex Reimann		33	33	NP - NP	NP - NP	NP - NP	NP - NP	NP - NP	NP - NP	NP - NP		
9	Adam Christodolou		30	30	NP -	NP -	6 - 1	NP - NP	NP - NP	NP - NP	NP - NP		
10	Jan Laurysen		27	27	NP -	NP -	NP -	NP -	NP -	5 - 1	8 - 2		
11	Glauco Solieri		25	25	14 - 11	11 - 5	11 - 7	NP - NP	NP - NP	14 - 8	12 - 4		
12	Quentin Antonel		23	23	NP -	NP -	NP -	9 - 4	4 - 5	11 - 5	7 - 8		
13	Stefano Zanini		22	22	1 - 4	9 - 3	13 - NC	10 - 20	9 - 7	12 - NC	6 - 12		
	Eugenio Pisani		22	22	1 - 4	9 - 3	13 - NC	10 - 20	9 - 7	12 - NC	6 - 12		
14	Stefano Borghi		16	16	4 - NC	10 - 15	14 - 5	16 - 9	5 - 9	19 - 14	16 - 17		
15	Gianluca De Lorenzi		16	16	4 - NC	10 - 15	14 - 5	16 - 9	5 - 9	NP - NP	NP - NP		
16	Fidel Castillo		15	15	13 - 6	6 - 4	10 - 10	NP - NP	NP - NP	NP - NP	NP - NP		
17	Fernando Navarrete		12	12	3 - 9	NP - NP	2 - NC	1 - 12	16 - 6	16 - 6	2 - 20		
	Stefano Bozzoni		12	12	3 - 9	NP - NP	2 - NC	1 - 12	16 - 6	16 - 6	2 - 20		
18	Jori Ala-Jyrä		11	11	9 - 13	12 - 10	7 - 6	15 - 13	17 - 14	NP - NP	NP - NP		
19	Florin Tincescu		11	11	12 - 10	13 - 8	12 - NC	11 - 7	13 - 12	4 - 10	19 - 9		
20	Samuele Bosio		9	9	NP -	NP -	11 - 7	12 - NP	21 - NC	17 - 12	15 - 10		
21	Luca Ludwig		7	7	NP -	NP -	3 - NC	3 - 8	12 - 20	23 - 11	11 - 7		
	Steven Liquorish		7	7	NP -	NP -	NP -	3 - 8	12 - 20	23 - 11	11 - 7		
22	Paulo Pinheiro		7	7	7 - 8	7 - 7	NP - NP	NP - NP	NP - NP	NP - NP	NP - NP		
	Pedro Marreiros		7	7	7 - 8	7 - 7	NP - NP	NP - NP	NP - NP	NP - NP	NP - NP		
23	Camil Perian		7	7	12 - 10	13 - 8	12 - NC	NP - NP	NP - NP	4 - 10	19 - 9		
24	Fabio Fabiani		6	6	11 - NC	14 - 11	16 - 8	18 - 14	14 - 16	18 - NC	17 - 14		
	Stefano Zerbi		6	6	11 - NC	14 - 11	16 - 8	18 - 14	14 - 16	18 - NC	17 - 14		
25	Maurizio Fondi		4	4	NP -	NP -	17 - 9	20 - 17	15 - 15	20 - 13	18 - 15		
26	Roberto Bosio		4	4	NP -	NP -	17 - 9	21 - 16	18 - 18	21 - 16	20 - 16		
27	Indrek Jaaska		3	3	9 - 13	12 - 10	NP - NP	15 - 13	17 - 14	15 - 9	14 - 11		
28	Gustavo Condé		2	2	NP - 14	NP - 12	NP - NP	NP - NP	NP - NP	NP - NP	NP - NP		
	H. Mello		2	2	NP - 14	NP - 12	NP - NP	NP - NP	NP - NP	NP - NP	NP - NP		
29	David Perel		0	0	15 - 12	1 - 14	NP - NP	NP - NP	NP - NP	NP - NP	NP - NP		
	Stephen Earle		0	0	15 - 12	1 - 14	NP - NP	NP - NP	NP - NP	NP - NP	NP - NP		



### Drivers Performance



Cls	Name	Nat	Net Pts	Pts	Portimao		SPA-Francorchamps	Paul Ricard		Monza		Barcelona	
					R1	R2	R	R1	R2	R1	R2	R1	R2
30	Laura Van den Hengel		0	0	NP -	NP -	NP -	20 - 17	15 - 15	20 - 13	18 - 15		
31	Julien Darras		0	0	16 - 15	15 - 13	NP - NP	19 - 18	19 - 17	NP - NP	NP - NP		
	Jayan Fazal-Karim		0	0	16 - 15	15 - 13	NP - NP	19 - 18	19 - 17	NP - NP	NP - NP		
32	Axel Van Straaten		0	0	NP -	NP -	9 - NC	NP - NP	NP - NP	6 - 19	9 - 13		
	Remi Van Straaten		0	0	NP -	NP -	9 - NC	NP - NP	NP - NP	6 - 19	9 - 13		
33	Federico Lamperti		0	0	NP -	NP -	NP -	NP -	NP -	19 - 14	16 - 17		
34	Jim Michaelian		0	0	NP -	NP -	NP -	NP -	NP -	22 - 17	21 - 18		
35	José García		0	0	NP -	NP -	NP -	22 - 19	20 - 19	NP - NP	NP - NP		
	Carlo Scholl		0	0	NP -	NP -	NP -	22 - 19	20 - 19	NP - NP	NP - NP		
36	Mario Cordoni		0	0	NP -	NP -	NP -	13 - NP	NP - NP	NP - NP	NP - NP		
37	Axel Satingen		0	0	NP -	NP -	3 - NC	NP - NP	NP - NP	NP - NP	NP - NP		
38	Enrico Fulgenzi		0	0	NP -	NP -	1 - NC	NP - NP	NP - NP	NP - NP	NP - NP		
	Shintaro Akatsu		0	0	NP -	NP -	1 - NC	NP - NP	NP - NP	NP - NP	NP - NP		
39	Roberto Fecchio		0	0	NP -	NP -	15 - NC	NP - NP	NP - NP	NP - NP	NP - NP		
	Juuso Puhakka		0	0	NP -	NP -	15 - NC	NP - NP	NP - NP	NP - NP	NP - NP		