

Autodromo Nazionale Monza

TCR Europe

Race - 2

Provisional Results



Autodromo Nazionale Monza 5.793 m.

Clas	Nº	Driver	Nat	Cat	Clas	Team	Nat	Vehicle	Laps	Total Time	Gap	Interval	Km/h	Best	Time	Km/h
1	127	VOLT		R	1	ALM Motorsport		Honda Civic Type R	10	19:55.413			174.4	9	1:57.552	177.4
2	8	BALDAN		D	1	Comtoyoyou		Audi RS 3 LMS TCR	10	19:57.377	1.964	1.964	174.1	4	1:58.344	176.2
3	34	CORONEL		D	2	Comtoyoyou Racing		Audi RS 3 LMS TCR	10	19:58.313	2.900	0.936	174.0	6	1:58.255	176.3
4	10	ANDERSSON		R	2	MA:GP		Lynk & Co 03 TCR	10	19:58.810	3.397	0.497	173.9	9	1:58.391	176.1
5	27	FILIPPI				Comtoyoyou		Audi RS 3 LMS TCR	10	19:59.002	3.589	0.192	173.9	6	1:58.391	176.1
6	22	PAUWELS		R	3	Comtoyoyou Racing		Audi RS 3 LMS TCR	10	19:59.410	3.997	0.408	173.8	5	1:58.183	176.4
7	44	JELMINI				PMA Motorsport		Audi RS 3 LMS TCR	10	19:59.795	4.382	0.385	173.8	5	1:58.386	176.1
8	11	DAVIDOVSKI		D	3	Comtoyoyou		Audi RS 3 LMS TCR	10	20:00.087	4.674	0.292	173.7	5	1:58.204	176.4
9	39	BROWN				Comtoyoyou Racing		Audi RS 3 LMS TCR	10	20:00.716	5.303	0.629	173.6	5	1:58.306	176.2
10	264	LOSONCZY		R	4	Aggressive Team Italia		Hyundai Elantra N	10	20:07.824	12.411	7.108	172.6	7	1:58.365	176.1
11	84 *	SCAMARDI				Aggressive Team Italia		Hyundai Elantra N	10	20:17.166	21.753	9.342	171.3	4	1:58.866	175.4
12	7	TKACHENKO		R	5	Volcano Motorsport		Audi RS 3 LMS TCR	10	20:21.091	25.678	3.925	170.7	8	2:00.064	173.6
13	3	GHERMANDI		D	4	LEMA Racing		Audi RS 3 LMS TCR	9	20:50.746	1 Lap	1 Lap	150.0	2	2:02.283	170.5
14	29	PEKLIN		R	6	Volcano Motorsport		Audi RS 3 LMS TCR	8	19:06.776	2 Laps	1 Lap	145.4	4	1:59.045	175.1

Fastest lap VOLT in 1:57.552 at 177.4 Km/h in lap 9

\* PENALTIES

CAR 84 TIME PENALTY - 5 SECONDS- ABUSE TRACK LIMITS

Published at:.....


Track Temp: 31.7 °C Air Temp: 24.4 °C Humidity: 40 % Track Status: DRY

Race Director:

Timekeeper:

Luis Garcia  
JOB-1605-ESP/M





**Autodromo Nazionale Monza**  
**TCR Europe**  
**Race - 2**  
**Provisional Results by Category**



Rookie																
Clas	Nº	Driver	Nat	Cat	Clas	Team	Nat	Vehicle	Laps	Total Time	Gap	Interval	Km/h	Best	Time	Km/h
1	127	VOLT		R	1	ALM Motorsport		Honda Civic Type R FL5 TCR	10	19:55.413			174.4	9	1:57.552	177.4
2	10	ANDERSSON		R	2	MA:GP		Lynk & Co 03 TCR	10	19:58.810	3.397	3.397	173.9	9	1:58.391	176.1
3	22	PAUWELS		R	3	Comtoy Racing		Audi RS 3 LMS TCR	10	19:59.410	3.997	0.600	173.8	5	1:58.183	176.4
4	264	LOSONCZY		R	4	Aggressive Team Italia		Hyundai Elantra N TCR	10	20:07.824	12.411	8.414	172.6	7	1:58.365	176.1
5	7	TKACHENKO		R	5	Volcano Motorsport		Audi RS 3 LMS TCR	10	20:21.091	25.678	13.267	170.7	8	2:00.064	173.6
6	29	PEKLIN		R	6	Volcano Motorsport		Audi RS 3 LMS TCR	8	19:06.776	2 Laps	2 Laps	145.4	4	1:59.045	175.1

D																
Clas	Nº	Driver	Nat	Cat	Clas	Team	Nat	Vehicle	Laps	Total Time	Gap	Interval	Km/h	Best	Time	Km/h
1	8	BALDAN		D	1	Comtoy		Audi RS 3 LMS TCR	10	19:57.377			174.1	4	1:58.344	176.2
2	34	CORONEL		D	2	Comtoy Racing		Audi RS 3 LMS TCR	10	19:58.313	0.936	0.936	174.0	6	1:58.255	176.3
3	11	DAVIDOVSKI		D	3	Comtoy		Audi RS 3 LMS TCR	10	20:00.087	2.710	1.774	173.7	5	1:58.204	176.4
4	3	GHERMANDI		D	4	LEMA Racing		Audi RS 3 LMS TCR	9	20:50.746	1 Lap	1 Lap	150.0	2	2:02.283	170.5
Clas	Nº	Driver	Nat	Cat	Clas	Team	Nat	Vehicle	Laps	Total Time	Gap	Interval	Km/h	Best	Time	Km/h
1	27	FILIPPI				Comtoy		Audi RS 3 LMS TCR	10	19:59.002			173.9	6	1:58.391	176.1
2	44	JELMINI				PMA Motorsport		Audi RS 3 LMS TCR	10	19:59.795	0.793	0.793	173.8	5	1:58.386	176.1
3	39	BROWN				Comtoy Racing		Audi RS 3 LMS TCR	10	20:00.716	1.714	0.921	173.6	5	1:58.306	176.2
4	84 *	SCAMARDI				Aggressive Team Italia		Hyundai Elantra N TCR	10	20:17.166	18.164	16.450	171.3	4	1:58.866	175.4

Fastest lap VOLT in 1:57.552 at 177.4 Km/h in lap 9

**\* PENALTIES**

CAR 84 TIME PENALTY - 5 SECONDS- ABUSE TRACK LIMITS

Published at:.....


Track Temp: 31.7 °C Air Temp: 24.4 °C Humidity: 40 % Track Status: DRY

Race Director:

Timekeeper:

Luis Garcia  
 JOB-1605-ESP/M





Autodromo Nazionale Monza

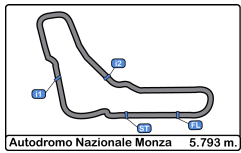
TCR Europe

Race - 2



Provisional Classification by Driver Fastest Lap

Clas	N°	Driver	Nat	Cat	Clas	Team	Nat	Vehicle	Laps	Best	Time	Gap	Interval	Km/h	
1	127	VOLT		EST	R	1	ALM Motorsport		Honda Civic Type R	10	9	1:57.552			177.4
2	22	PAUWELS		BEL	R	2	Comtoy Racing		Audi RS 3 LMS	10	5	1:58.183	0.631	0.631	176.4
3	11	DAVIDOVSKI		MNE	D	1	Comtoy		Audi RS 3 LMS	10	5	1:58.204	0.652	0.021	176.4
4	34	CORONEL		NLD	D	2	Comtoy Racing		Audi RS 3 LMS	10	6	1:58.255	0.703	0.051	176.3
5	39	BROWN		GBR			Comtoy Racing		Audi RS 3 LMS	10	5	1:58.306	0.754	0.051	176.2
6	8	BALDAN		ITA	D	3	Comtoy		Audi RS 3 LMS	10	4	1:58.344	0.792	0.038	176.2
7	264	LOSONCZY		HUN	R	3	Aggressive Team Italia		Hyundai Elantra N	10	7	1:58.365	0.813	0.021	176.1
8	44	JELMINI		ITA			PMA Motorsport		Audi RS 3 LMS	10	5	1:58.386	0.834	0.021	176.1
9	27	FILIPPI		FRA			Comtoy		Audi RS 3 LMS	10	6	1:58.391	0.839	0.005	176.1
10	10	ANDERSSON		SWE	R	4	MA:GP		Lynk & Co 03 TCR	10	9	1:58.391	0.839	0.000	176.1
11	84	SCAMARDI		BEL			Aggressive Team Italia		Hyundai Elantra N	10	4	1:58.866	1.314	0.475	175.4
12	29	PEKLIN		UKR	R	5	Volcano Motorsport		Audi RS 3 LMS	8	4	1:59.045	1.493	0.179	175.1
13	7	TKACHENKO		UKR	R	6	Volcano Motorsport		Audi RS 3 LMS	10	8	2:00.064	2.512	1.019	173.6
14	3	GHERMANDI		ITA	D	4	LEMA Racing		Audi RS 3 LMS	9	2	2:02.283	4.731	2.219	170.5



# Autodromo Nazionale Monza

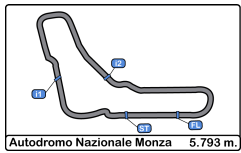
## TCR Europe

### Race - 2

#### Distance and Speed Average



Clas	N°	Driver	Nat	Cat	Clas	Team	Nat	Vehicle	Laps	Distance	Total Time	Km/h
1	127	VOLT		R	1	ALM Motorsport		Honda Civic Type R	10	57.93	19:55.413	174.4
2	8	BALDAN		D	1	Comtoyoy		Audi RS 3 LMS	10	57.93	19:57.377	174.1
3	34	CORONEL		D	2	Comtoyoy Racing		Audi RS 3 LMS	10	57.93	19:58.313	174.0
4	10	ANDERSSON		R	2	MA:GP		Lynk & Co 03 TCR	10	57.93	19:58.810	173.9
5	27	FILIPPI				Comtoyoy		Audi RS 3 LMS	10	57.93	19:59.002	173.9
6	22	PAUWELS		R	3	Comtoyoy Racing		Audi RS 3 LMS	10	57.93	19:59.410	173.8
7	44	JELMINI				PMA Motorsport		Audi RS 3 LMS	10	57.93	19:59.795	173.8
8	11	DAVIDOVSKI		D	3	Comtoyoy		Audi RS 3 LMS	10	57.93	20:00.087	173.7
9	39	BROWN				Comtoyoy Racing		Audi RS 3 LMS	10	57.93	20:00.716	173.6
10	264	LOSONCZY		R	4	Aggressive Team Italia		Hyundai Elantra N	10	57.93	20:07.824	172.6
11	84	SCAMARDI				Aggressive Team Italia		Hyundai Elantra N	10	57.93	20:17.166	171.3
12	7	TKACHENKO		R	5	Volcano Motorsport		Audi RS 3 LMS	10	57.93	20:21.091	170.7
13	3	GHERMANDI		D	4	LEMA Racing		Audi RS 3 LMS	9	52.13	20:50.746	150.0
14	29	PEKLIN		R	6	Volcano Motorsport		Audi RS 3 LMS	8	46.34	19:06.776	145.4



# Autodromo Nazionale Monza

## TCR Europe

### Race - 2

#### Lap Analysis



**3** Giacomo Ghermandi Audi RS 3 LMS TCR **11** Viktor Davidovski Audi RS 3 LMS TCR

D LEMA Racing							D Comtoyoy								
Lap	D	Time	Sector 1	Sector 2	Sector 3	T. Spd	Elapsed	Lap	D	Time	Sector 1	Sector 2	Sector 3	T. Spd	Elapsed
1		2:06.987	42.474	41.904	42.609	194.2	2:06.987	1		2:08.658	43.806	43.154	41.698	200.0	2:08.658
2		<b>2:02.283</b>	38.620	41.349	<b>42.314</b>	230.2	4:09.270	2		2:01.198	38.496	41.216	41.486	242.1	4:09.856
3		2:39.055 P	<b>37.825</b>	<b>40.817</b>	1:20.413	240.0	6:48.325	3		1:59.583	38.284	40.814	40.485	246.0	6:09.439
4		2:36.764	1:03.972	45.305	47.487	164.6	9:25.089	4		1:58.754	37.640	40.517	40.597	255.3	8:08.193
5		2:22.001	46.683	46.116	49.202	175.0	11:47.090	5		<b>1:58.204</b>	37.377	<b>40.328</b>	40.499	252.3	10:06.397
6		2:16.350	43.777	43.510	49.063	203.7	14:03.440	6		1:58.611	37.686	40.457	<b>40.468</b>	249.4	12:05.008
7		2:17.924	45.151	45.934	46.839	173.9	16:21.364	7		1:58.922	37.651	40.449	40.822	252.9	14:03.930
8		2:12.390	42.505	44.126	45.759	186.8	18:33.754	8		1:58.443	<b>37.343</b>	40.606	40.494	252.9	16:02.373
9		2:16.992	43.495	44.411	49.086	202.2	20:50.746	9		1:59.017	37.624	40.698	40.695	250.0	18:01.390
								10		1:58.697	37.709	40.404	40.584	246.5	20:00.087

**7** Daniel Tkachenko Audi RS 3 LMS TCR **22** Kobe Pauwels Audi RS 3 LMS TCR

Rookie Volcano Motorsport							Rookie Comtoyoy Racing								
Lap	D	Time	Sector 1	Sector 2	Sector 3	T. Spd	Elapsed	Lap	D	Time	Sector 1	Sector 2	Sector 3	T. Spd	Elapsed
1		2:09.681	44.917	42.239	42.525	203.7	2:09.681	1		2:08.131	43.962	43.014	41.155	185.8	2:08.131
2		2:01.471	38.338	41.109	42.024	244.3	4:11.152	2		2:01.312	38.932	40.784	41.596	225.0	4:09.443
3		2:02.053	38.371	42.077	41.605	227.3	6:13.205	3		1:59.285	38.002	40.469	40.814	250.0	6:08.728
4		2:02.032	38.443	<b>40.410</b>	43.179	251.7	8:15.237	4		1:58.750	37.792	40.323	40.635	255.3	8:07.478
5		2:00.403	37.912	40.870	41.621	236.8	10:15.640	5		<b>1:58.183</b>	37.472	40.291	<b>40.420</b>	246.0	10:05.661
6		2:02.784	38.247	40.569	43.968	242.6	12:18.424	6		1:58.595	37.502	<b>40.266</b>	40.827	250.0	12:04.256
7		2:01.546	38.994	40.883	41.669	240.5	14:19.970	7		1:58.277	37.472	40.287	40.518	243.2	14:02.533
8		<b>2:00.064</b>	37.862	40.696	41.506	247.7	16:20.034	8		1:58.877	37.462	40.478	40.937	240.5	16:01.410
9		2:00.991	38.055	41.711	<b>41.225</b>	244.8	18:21.025	9		1:58.964	37.630	40.699	40.635	236.3	18:00.374
10		2:00.066	<b>37.811</b>	40.799	41.456	251.7	20:21.091	10		1:59.036	<b>37.373</b>	40.880	40.783	241.6	19:59.410


**8** Nicola Baldan Audi RS 3 LMS TCR **27** John Filippi Audi RS 3 LMS TCR

D Comtoyoy							Comtoyoy								
Lap	D	Time	Sector 1	Sector 2	Sector 3	T. Spd	Elapsed	Lap	D	Time	Sector 1	Sector 2	Sector 3	T. Spd	Elapsed
1		2:07.191	43.449	41.677	42.065	190.4	2:07.191	1		2:06.478	42.705	41.898	41.875	197.4	2:06.478
2		1:59.010	37.969	40.516	40.525	247.1	4:06.201	2		1:59.349	38.218	40.349	40.782	240.5	4:05.827
3		1:59.808	38.131	41.094	40.583	241.6	6:06.009	3		2:00.434	38.298	41.591	40.545	246.5	6:06.261
4		<b>1:58.344</b>	37.523	40.257	40.564	251.7	8:04.353	4		1:59.094	<b>37.580</b>	41.107	<b>40.407</b>	251.7	8:05.355
5		1:58.501	37.887	40.198	40.416	252.9	10:02.854	5		1:59.030	37.758	40.617	40.655	243.2	10:04.385
6		1:58.362	37.532	<b>40.076</b>	40.754	252.3	12:01.216	6		<b>1:58.391</b>	37.851	<b>39.958</b>	40.582	242.6	12:02.776
7		1:58.919	37.814	40.242	40.863	250.5	14:00.135	7		1:58.666	37.783	40.074	40.809	236.8	14:01.442
8		2:00.056	38.179	40.886	40.991	253.5	16:00.191	8		1:59.536	37.634	40.833	41.069	251.1	16:00.978
9		1:58.423	37.587	40.442	<b>40.394</b>	239.4	17:58.614	9		1:58.876	37.922	40.486	40.468	240.5	17:59.854
10		1:58.763	<b>37.405</b>	40.466	40.892	251.7	19:57.377	10		1:59.148	37.610	40.934	40.604	242.6	19:59.002

**10** Viktor Andersson Lynk & Co 03 TCR **29** Ivan Peklin Audi RS 3 LMS TCR

Rookie MA:GP							Rookie Volcano Motorsport								
Lap	D	Time	Sector 1	Sector 2	Sector 3	T. Spd	Elapsed	Lap	D	Time	Sector 1	Sector 2	Sector 3	T. Spd	Elapsed
1		2:07.202	42.868	42.123	42.211	194.2	2:07.202	1		2:10.041	45.224	42.356	42.461	184.6	2:10.041
2		2:00.640	38.540	41.164	40.936	237.3	4:07.842	2		2:01.129	38.230	41.183	41.716	225.0	4:11.170
3		1:58.968	37.979	<b>40.089</b>	40.900	244.3	6:06.810	3		2:01.078	38.159	41.109	41.810	231.7	6:12.248
4		1:58.769	37.990	40.362	40.417	229.2	8:05.579	4		<b>1:59.045</b>	37.837	<b>40.326</b>	<b>40.882</b>	225.4	8:11.293
5		1:58.783	37.978	40.396	40.409	253.5	10:04.362	5		1:59.960	<b>37.688</b>	40.826	41.446	232.2	10:11.253
6		1:58.590	38.212	40.095	<b>40.283</b>	246.5	12:02.952	6		1:59.223	37.688	40.392	41.143	232.2	12:10.476
7		1:58.767	37.940	40.185	40.642	244.3	14:01.719	7		2:09.583 P	38.281	41.645	49.657	230.7	14:20.059
8		1:59.482	37.674	40.694	41.114	244.8	16:01.201	8		4:46.717 P	3:13.382	42.669	50.666	186.2	19:06.776
9		<b>1:58.391</b>	<b>37.470</b>	40.402	40.519	251.7	17:59.592								
10		1:59.218	37.526	40.817	40.875	246.5	19:58.810								





# Autodromo Nazionale Monza

## TCR Europe

### Race - 2

#### Lap Analysis



34

Tom Coronel

Audi RS 3 LMS TCR

127

Ruben Volt

Honda Civic Type R FL5 TCR

D

Comtoy Racing

Rookie

ALM Motorsport

Lap	D	Time	Sector 1	Sector 2	Sector 3	T. Spd	Elapsed	Lap	D	Time	Sector 1	Sector 2	Sector 3	T. Spd	Elapsed
1		2:06.710	42.669	42.126	41.915	196.0	2:06.710	1		2:07.749	43.884	41.935	41.930	191.4	2:07.749
2		1:59.283	38.190	40.439	40.654	249.4	4:05.993	2		2:01.101	38.597	40.884	41.620	224.5	4:08.850
3		1:59.705	38.030	40.886	40.789	238.4	6:05.698	3		1:57.943	37.348	39.820	40.775	253.5	6:06.793
4		1:58.418	37.582	40.157	40.679	248.8	8:04.116	4		1:58.000	37.483	40.276	40.241	250.5	8:04.793
5		1:59.772	38.489	40.700	40.583	243.7	10:03.888	5		1:58.353	37.804	40.217	40.332	250.5	10:03.146
6		1:58.255	37.378	40.234	40.643	251.1	12:02.143	6		1:58.023	37.420	40.037	40.566	251.1	12:01.169
7		1:58.932	37.629	40.446	40.857	241.6	14:01.075	7		1:59.123	37.403	40.391	41.329	246.5	14:00.292
8		1:59.629	37.670	40.952	41.007	248.8	16:00.704	8		1:59.666	38.167	40.879	40.620	253.5	15:59.958
9		1:58.401	37.626	40.429	40.346	229.2	17:59.105	9		1:57.552	37.463	39.800	40.289	247.1	17:57.510
10		1:59.208	37.657	40.900	40.651	235.2	19:58.313	10		1:57.903	37.410	39.956	40.537	251.1	19:55.413

39

Lewis Brown

Audi RS 3 LMS TCR

264

Levente Losonczy

Hyundai Elantra N TCR

Comtoy Racing

Rookie

Aggressive Team Italia

Lap	D	Time	Sector 1	Sector 2	Sector 3	T. Spd	Elapsed	Lap	D	Time	Sector 1	Sector 2	Sector 3	T. Spd	Elapsed
1		2:07.408	43.616	42.096	41.696	198.5	2:07.408	1		2:09.631	44.970	42.380	42.281	205.3	2:09.631
2		2:02.082	38.541	41.124	42.417	215.1	4:09.490	2		2:00.633	38.173	40.873	41.587	241.0	4:10.264
3		2:00.390	39.072	40.651	40.667	234.7	6:09.880	3		2:00.191	38.630	40.651	40.910	235.8	6:10.455
4		1:58.898	37.530	40.652	40.716	251.7	8:08.778	4		1:58.957	37.698	40.269	40.990	250.0	8:09.412
5		1:58.306	37.556	40.337	40.413	248.8	10:07.084	5		1:58.651	37.866	40.163	40.622	237.8	10:08.063
6		1:58.651	37.273	40.655	40.723	243.7	12:05.735	6		1:58.389	37.808	40.261	40.320	242.1	12:06.452
7		1:58.574	37.641	40.483	40.450	246.5	14:04.309	7		1:58.365	37.839	40.163	40.363	237.3	14:04.817
8		1:58.495	37.487	40.492	40.516	237.3	16:02.804	8		1:58.660	37.844	40.368	40.448	238.9	16:03.477
9		1:58.825	37.480	40.690	40.655	246.0	18:01.629	9		1:58.954	37.988	40.419	40.547	241.6	18:02.431
10		1:59.087	37.657	40.780	40.650	240.0	20:00.716	10		2:05.393	38.082	41.957	45.354	245.4	20:07.824

44

Felice Jelmini

Audi RS 3 LMS TCR

PMA Motorsport

Lap	D	Time	Sector 1	Sector 2	Sector 3	T. Spd	Elapsed
1		2:08.647	44.417	42.758	41.472	208.0	2:08.647
2		2:00.960	38.393	41.100	41.467	240.5	4:09.607
3		1:59.329	38.354	40.571	40.404	242.6	6:08.936
4		1:58.828	37.871	40.548	40.409	254.7	8:07.764
5		1:58.386	37.489	40.444	40.453	247.7	10:06.150
6		1:58.755	37.739	40.378	40.638	238.4	12:04.905
7		1:58.642	37.467	40.612	40.563	244.3	14:03.547
8		1:58.442	37.364	40.343	40.735	248.8	16:01.989
9		1:59.259	37.761	40.706	40.792	242.6	18:01.248
10		1:58.547	37.545	40.364	40.638	240.0	19:59.795


84

Giovanni Scamardi

Hyundai Elantra N TCR

Aggressive Team Italia

Lap	D	Time	Sector 1	Sector 2	Sector 3	T. Spd	Elapsed
1		2:07.804	43.481	42.243	42.080	190.8	2:07.804
2		2:02.084	38.541	41.587	41.956	229.7	4:09.888
3		2:01.737	39.572	40.856	41.309	235.2	6:11.625
4		1:58.866	38.049	40.141	40.676	251.1	8:10.491
5		2:00.684	38.148	41.243	41.293	248.8	10:11.175
6		2:00.136	38.572	40.703	40.861	243.2	12:11.311
7		2:00.325	38.360	40.767	41.198	243.2	14:11.636
8		1:59.971	38.324	40.867	40.780	247.7	16:11.607
9		2:00.027	38.352	40.968	40.707	246.5	18:11.634
10		2:00.532	38.418	40.839	41.275	246.5	20:12.166



# Autodromo Nazionale Monza

## TCR Europe

### Race - 2

#### Analysis by Lap



Num	Lap Time	Gap
<b>Lap 1</b>		
27	2:06.478	
34	2:06.710	00.232
3	2:06.987	00.509
8	2:07.191	00.713
10	2:07.202	00.724
39	2:07.408	00.930
127	2:07.749	01.271
84	2:07.804	01.326
22	2:08.131	01.653
44	2:08.647	02.169
11	2:08.658	02.180
264	2:09.631	03.153
7	2:09.681	03.203
29	2:10.041	03.563

Num	Lap Time	Gap
<b>Lap 2</b>		
27	1:59.349	
34	1:59.283	00.166
8	1:59.010	00.374
10	2:00.640	02.015
127	2:01.101	03.023
3	2:02.283	03.443
22	2:01.312	03.616
39	2:02.082	03.663
44	2:00.960	03.780
11	2:01.198	04.029
84	2:02.084	04.061
264	2:00.633	04.437
7	2:01.471	05.325
29	2:01.129	05.343

Num	Lap Time	Gap
<b>Lap 3</b>		
34	1:59.705	
8	1:59.808	00.311
27	2:00.434	00.563
127	1:57.943	01.095
10	1:58.968	01.112
22	1:59.285	03.030
44	1:59.329	03.238
11	1:59.583	03.741
39	2:00.390	04.182
264	2:00.191	04.757
84	2:01.737	05.927
29	2:01.078	06.550
7	2:02.053	07.507
3	2:39.055	42.627

Num	Lap Time	Gap
<b>Lap 4</b>		
34	1:58.418	
8	1:58.344	00.237
127	1:58.000	00.677
27	1:59.094	01.239
10	1:58.769	01.463
22	1:58.750	03.362
44	1:58.828	03.648

Num	Lap Time	Gap
11	1:58.754	04.077
39	1:58.898	04.662
264	1:58.957	05.296
84	1:58.866	06.375
29	1:59.045	07.177
7	2:02.032	11.121
3	2:36.764	1:20.973

Num	Lap Time	Gap
<b>Lap 5</b>		
8	1:58.501	
127	1:58.353	00.292
34	1:59.772	01.034
10	1:58.783	01.508
27	1:59.030	01.531
22	1:58.183	02.807
44	1:58.386	03.296
11	1:58.204	03.543
39	1:58.306	04.230
264	1:58.651	05.209
84	2:00.684	08.321
29	1:59.960	08.399
7	2:00.403	12.786
3	2:22.001	1:44.236


Num	Lap Time	Gap
<b>Lap 6</b>		
127	1:58.023	
8	1:58.362	00.047
34	1:58.255	00.974
27	1:58.391	01.607
10	1:58.590	01.783
22	1:58.595	03.087
44	1:58.755	03.736
11	1:58.611	03.839
39	1:58.651	04.566
264	1:58.389	05.283
29	1:59.223	09.307
84	2:00.136	10.142
7	2:02.784	17.255

Num	Lap Time	Gap
<b>Lap 7</b>		
8	1:58.919	
127	1:59.123	00.157
34	1:58.932	00.940
27	1:58.666	01.307
10	1:58.767	01.584
22	1:58.277	02.398
3	2:16.350	1 Lap
44	1:58.642	03.412
11	1:58.922	03.795
39	1:58.574	04.174
264	1:58.365	04.682
84	2:00.325	11.501
7	2:01.546	19.835
29	2:09.583	19.924

Num	Lap Time	Gap
<b>Lap 8</b>		
127	1:59.666	
8	2:00.056	00.233
34	1:59.629	00.746
27	1:59.536	01.020
10	1:59.482	01.243
22	1:58.877	01.452
44	1:58.442	02.031
11	1:58.443	02.415
39	1:58.495	02.846
264	1:58.660	03.519
84	1:59.971	11.649
7	2:00.064	20.076
3	2:17.924	1 Lap

Num	Lap Time	Gap
<b>Lap 9</b>		
127	1:57.552	
8	1:58.423	01.104
34	1:58.401	01.595
10	1:58.391	02.082
27	1:58.876	02.344
22	1:58.964	02.864
44	1:59.259	03.738
11	1:59.017	03.880
39	1:58.825	04.119
264	1:58.954	04.921
84	2:00.027	14.124
7	2:00.991	23.515
3	2:12.390	1 Lap
29	4:46.717	1 Lap

Num	Lap Time	Gap
<b>Lap 10</b>		
127	1:57.903	
8	1:58.763	01.964
34	1:59.208	02.900
10	1:59.218	03.397
27	1:59.148	03.589
22	1:59.036	03.997
44	1:58.547	04.382
11	1:58.697	04.674
39	1:59.087	05.303
264	2:05.393	12.411
84	2:00.532	16.753
7	2:00.066	25.678
3	2:16.992	1 Lap



Autodromo Nazionale Monza

TCR Europe


Race - 2

Best Sectors Results



Sector - 1			Sector - 2			Sector - 3			Ideal Lap vs Best Lap						
Clas	Nº	Driver	Time	Nº	Driver	Time	Nº	Driver	Time	Clas	Nº	Driver	Ideal Lap	Best Lap	Clas
1	39	Lewis Brown	37.273	127	Ruben Volt	39.800	127	Ruben Volt	40.241	1	127	VOLT	1:57.389	1:57.552	1
2	11	Viktor Davidovski	37.343	27	John Filippi	39.958	10	Viktor Andersson	40.283	2	10	ANDERSSON	1:57.842	1:58.391	9
3	12	Ruben Volt	37.348	8	Nicola Baldan	40.076	264	Levente Losonczy	40.320	3	8	BALDAN	1:57.875	1:58.344	6
4	44	Felice Jelmini	37.364	10	Viktor Andersson	40.089	34	Tom Coronel	40.346	4	34	CORONEL	1:57.881	1:58.255	4
5	22	Kobe Pauwels	37.373	84	Giovanni Scamardi	40.141	8	Nicola Baldan	40.394	5	27	FILIPPI	1:57.945	1:58.391	10
6	34	Tom Coronel	37.378	34	Tom Coronel	40.157	44	Felice Jelmini	40.404	6	39	BROWN	1:58.023	1:58.306	5
7	8	Nicola Baldan	37.405	264	Levente Losonczy	40.163	27	John Filippi	40.407	7	22	PAUWELS	1:58.059	1:58.183	2
8	10	Viktor Andersson	37.470	22	Kobe Pauwels	40.266	39	Lewis Brown	40.413	8	44	JELMINI	1:58.111	1:58.386	8
9	27	John Filippi	37.580	29	Ivan Peklin	40.326	22	Kobe Pauwels	40.420	9	11	DAVIDOVSKI	1:58.139	1:58.204	3
10	29	Ivan Peklin	37.688	11	Viktor Davidovski	40.328	11	Viktor Davidovski	40.468	10	264	LOSONCZY	1:58.181	1:58.365	7
11	26	Levente Losonczy	37.698	39	Lewis Brown	40.337	84	Giovanni Scamardi	40.676	11	84	SCAMARDI	1:58.866	1:58.866	11
12	7	Daniel Tkachenko	37.811	44	Felice Jelmini	40.343	29	Ivan Peklin	40.882	12	29	PEKLIN	1:58.896	1:59.045	12
13	3	Giacomo Ghermandi	37.825	7	Daniel Tkachenko	40.410	7	Daniel Tkachenko	41.225	13	7	TKACHENKO	1:59.446	2:00.064	13
14	84	Giovanni Scamardi	38.049	3	Giacomo Ghermandi	40.817	3	Giacomo Ghermandi	42.314	14	3	GHERMANDI	2:00.956	2:02.283	14

















Autodromo Nazionale Monza

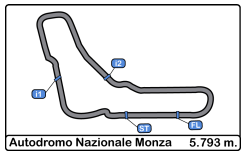
TCR Europe

Race - 2

Leader Sequence



N° Driver	Nat	Cat	Clas	Team	Nat	Vehicle	Start Lap	End Lap	Laps	Total Laps
27 FILIPPI	 FRA			Comtoyout	 BEL	Audi RS 3 LMS TCR	1	2	2	2
34 CORONEL	 NLD	D		Comtoyout Racing	 BEL	Audi RS 3 LMS TCR	3	4	2	2
8 BALDAN	 ITA	D		Comtoyout	 BEL	Audi RS 3 LMS TCR	5	5	1	1
127 VOLT	 EST	R		ALM Motorsport	 EST	Honda Civic Type R	6	6	1	1
8 BALDAN	 ITA	D		Comtoyout	 BEL	Audi RS 3 LMS TCR	7	7	1	2
127 VOLT	 EST	R		ALM Motorsport	 BEL	Honda Civic Type R	8	10	3	4



# Autodromo Nazionale Monza


## TCR Europe

### Race - 2

#### Best 5 Lap Times



Cls	N°	Driver	Nat	Cat	Cls	Team	Nat	Vehicle	Best 1		Best 2		Best 3		Best 4		Best 5	
									Time	Lap	Time	Lap	Time	Lap	Time	Lap	Time	Lap
1	127	VOLT		R	1	ALM Motorsport		Honda Civic Type R	1:57.552	9	1:57.903	10	1:57.943	3	1:58.000	4	1:58.023	6
2	22	PAUWELS		R	2	Comtoy Racing		Audi RS 3 LMS TCR	1:58.183	5	1:58.277	7	1:58.595	6	1:58.750	4	1:58.877	8
3	11	DAVIDOVSKI		D	1	Comtoy		Audi RS 3 LMS TCR	1:58.204	5	1:58.443	8	1:58.611	6	1:58.697	10	1:58.754	4
4	34	CORONEL		D	2	Comtoy Racing		Audi RS 3 LMS TCR	1:58.255	6	1:58.401	9	1:58.418	4	1:58.932	7	1:59.208	10
5	39	BROWN				Comtoy Racing		Audi RS 3 LMS TCR	1:58.306	5	1:58.495	8	1:58.574	7	1:58.651	6	1:58.825	9
6	8	BALDAN		D	3	Comtoy		Audi RS 3 LMS TCR	1:58.344	4	1:58.362	6	1:58.423	9	1:58.501	5	1:58.763	10
7	264	LOSONCZY		R	3	Aggressive Team Italia		Hyundai Elantra N	1:58.365	7	1:58.389	6	1:58.651	5	1:58.660	8	1:58.954	9
8	44	JELMINI				PMA Motorsport		Audi RS 3 LMS TCR	1:58.386	5	1:58.442	8	1:58.547	10	1:58.642	7	1:58.755	6
9	10	ANDERSSON		R	4	MA:GP		Lynk & Co 03 TCR	1:58.391	9	1:58.590	6	1:58.767	7	1:58.769	4	1:58.783	5
10	27	FILIPPI				Comtoy		Audi RS 3 LMS TCR	1:58.391	6	1:58.666	7	1:58.876	9	1:59.030	5	1:59.094	4
11	84	SCAMARDI				Aggressive Team Italia		Hyundai Elantra N	1:58.866	4	1:59.971	8	2:00.027	9	2:00.136	6	2:00.325	7
12	29	PEKLIN		R	5	Volcano Motorsport		Audi RS 3 LMS TCR	1:59.045	4	1:59.223	6	1:59.960	5	2:01.078	3	2:01.129	2
13	7	TKACHENKO		R	6	Volcano Motorsport		Audi RS 3 LMS TCR	2:00.064	8	2:00.066	10	2:00.403	5	2:00.991	9	2:01.471	2
14	3	GHERMANDI		D	4	LEMA Racing		Audi RS 3 LMS TCR	2:02.283	2	2:06.987	1	2:12.390	8	2:16.350	6	2:16.992	9



Autodromo Nazionale Monza

TCR Europe


Race - 2

Best 5 Top Speeds



Autodromo Nazionale Monza 5.793 m.

Clas	N°	Driver	Nat	Cat	Cls	Team	Nat	Vehicle	Top 1		Top 2		Top 3		Top 4		Top 5		Avg	
									Km/h	Lap	Km/h	Lap	Km/h	Lap	Km/h	Lap	Km/h	Lap		
1	11	DAVIDOVSKI		DKD	D	1	Comtoyoy		Audi RS 3 LMS TCR	255.3	4	252.9	7	252.9	8	252.3	5	250.0	9	252.7
2	22	PAUWELS		BEL	R	1	Comtoyoy Racing		Audi RS 3 LMS TCR	255.3	4	250.0	3	250.0	6	246.0	5	243.2	7	248.9
3	44	JELMINI		ITA			PMA Motorsport		Audi RS 3 LMS TCR	254.7	4	248.8	8	247.7	5	244.3	7	242.6	3	247.6
4	8	BALDAN		ITA	D	2	Comtoyoy		Audi RS 3 LMS TCR	253.5	8	252.9	5	252.3	6	251.7	4	251.7	10	252.4
5	10	ANDERSSON		SWE	R	2	MA:GP		Lynk & Co 03 TCR	253.5	5	251.7	9	246.5	6	246.5	10	244.8	8	248.6
6	127	VOLT		EST	R	3	ALM Motorsport		Honda Civic Type R	253.5	3	253.5	8	251.1	6	251.1	10	250.5	4	251.9
7	7	TKACHENKO		UKR	R	4	Volcano Motorsport		Audi RS 3 LMS TCR	251.7	4	251.7	10	247.7	8	244.8	9	244.3	2	248.0
8	27	FILIPPI		FRA			Comtoyoy		Audi RS 3 LMS TCR	251.7	4	251.1	8	246.5	3	243.2	5	242.6	6	247.0
9	39	BROWN		GBR			Comtoyoy Racing		Audi RS 3 LMS TCR	251.7	4	248.8	5	246.5	7	246.0	9	243.7	6	247.3
10	34	CORONEL		MEX	D	3	Comtoyoy Racing		Audi RS 3 LMS TCR	251.1	6	249.4	2	248.8	4	248.8	8	243.7	5	248.4
11	84	SCAMARDI		BEL			Aggressive Team Italia		Hyundai Elantra N TCR	251.1	4	248.8	5	247.7	8	246.5	9	246.5	10	248.1
12	264	LOSONCZY		HUN	R	5	Aggressive Team Italia		Hyundai Elantra N TCR	250.0	4	245.4	10	242.1	6	241.6	9	241.0	2	244.0
13	3	GHERMANDI		ITA	D	4	LEMA Racing		Audi RS 3 LMS TCR	240.0	3	230.2	2	203.7	6	202.2	9	194.2	1	214.1
14	29	PEKLIN		UKR	R	6	Volcano Motorsport		Audi RS 3 LMS TCR	232.2	5	232.2	6	231.7	3	230.7	7	225.4	4	230.5



Autodromo Nazionale Monza

TCR Europe


Race - 2

Fastest Laps Sequence



Autodromo Nazionale Monza 5.793 m.

Lap	Time of Day	Session Time	Nº Driver	Nat	Cat	Team	Nat	Vehicle	Time	Km/h
2	16:38:29.017	4:06.017	27 FILIPPI		FRA	Comtoyoyou		Audi RS 3 LMS	1:59.349	174.7
2	16:38:29.183	4:06.183	34 CORONEL		NLD	Comtoyoyou Racing		Audi RS 3 LMS	1:59.283	174.8
2	16:38:29.391	4:06.391	8 BALDAN		ITA	Comtoyoyou		Audi RS 3 LMS	1:59.010	175.2
3	16:40:29.983	6:06.983	127 VOLT		EST	ALM Motorsport		Honda Civic Type R	1:57.943	176.8
9	16:52:20.700	17:57.700	127 VOLT		EST	ALM Motorsport		Honda Civic Type R	1:57.552	177.4



# Autodromo Nazionale Monza

## TCR Europe


### Race - 2

#### Event Best Maximum Speed



Autodromo Nazionale Monza 5.793 m.

N°	Driver	Nat	Cat	Clas	Team	Nat	Vehicle	Km/h	Session
127	VOLT		R	1	ALM Motorsport		Honda Civic Type R	256.5	Race - 1
22	PAUWELS		R	2	Comtoy Racing		Audi RS 3 LMS	255.3	Race - 2
11	DAVIDOVSKI		D	1	Comtoy		Audi RS 3 LMS	255.3	Race - 2
44	JELMINI				PMA Motorsport		Audi RS 3 LMS	254.7	Race - 2
27	FILIPPI				Comtoy		Audi RS 3 LMS	254.1	Race - 1
10	ANDERSSON		R	3	MA:GP		Lynk & Co 03 TCR	253.5	Race - 2
8	BALDAN		D	2	Comtoy		Audi RS 3 LMS	253.5	Race - 2
39	BROWN				Comtoy Racing		Audi RS 3 LMS	251.7	Race - 2
7	TKACHENKO		R	4	Volcano Motorsport		Audi RS 3 LMS	251.7	Race - 2
84	SCAMARDI				Aggressive Team Italia		Hyundai Elantra N	251.1	Race - 2
34	CORONEL		D	3	Comtoy Racing		Audi RS 3 LMS	251.1	Race - 2
264	LOSONCZY		R	5	Aggressive Team Italia		Hyundai Elantra N	250.0	Race - 2
29	PEKLIN		R	6	Volcano Motorsport		Audi RS 3 LMS	247.1	Race - 1
3	GHERMANDI		D	4	LEMA Racing		Audi RS 3 LMS	246.5	Qualifying - 1



# Autodromo Nazionale Monza

## TCR Europe


### Race - 2

#### Lap Chart



#### LAP

Nr	Pos	Grid	1	2	3	4	5	6	7	8	9	10
3	1	3	27	27	34	34	8	127	8	127	127	127
84	2	84	34	34	8	8	127	8	127	8	8	8
34	3	34	3	8	27	127	34	34	34	34	34	34
10	4	10	8	10	127	27	10	27	27	27	10	10
39	5	39	10	127	10	10	27	10	10	10	27	27
27	6	27	39	3	22	22	22	22	22	22	22	22
11	7	11	127	22	44	44	44	44	44	44	44	44
8	8	8	84	39	11	11	11	11	11	11	11	11
22	9	22	22	44	39	39	39	39	39	39	39	39
127	10	127	44	11	264	264	264	264	264	264	264	264
7	11	7	11	84	84	84	84	29	84	84	84	84
44	12	44	264	264	29	29	29	84	7	7	7	7
29	13	29	7	7	7	7	7	7	29	3	3	
264	14	264	29	29	3	3	3	3	3	29		



# Autodromo Nazionale Monza

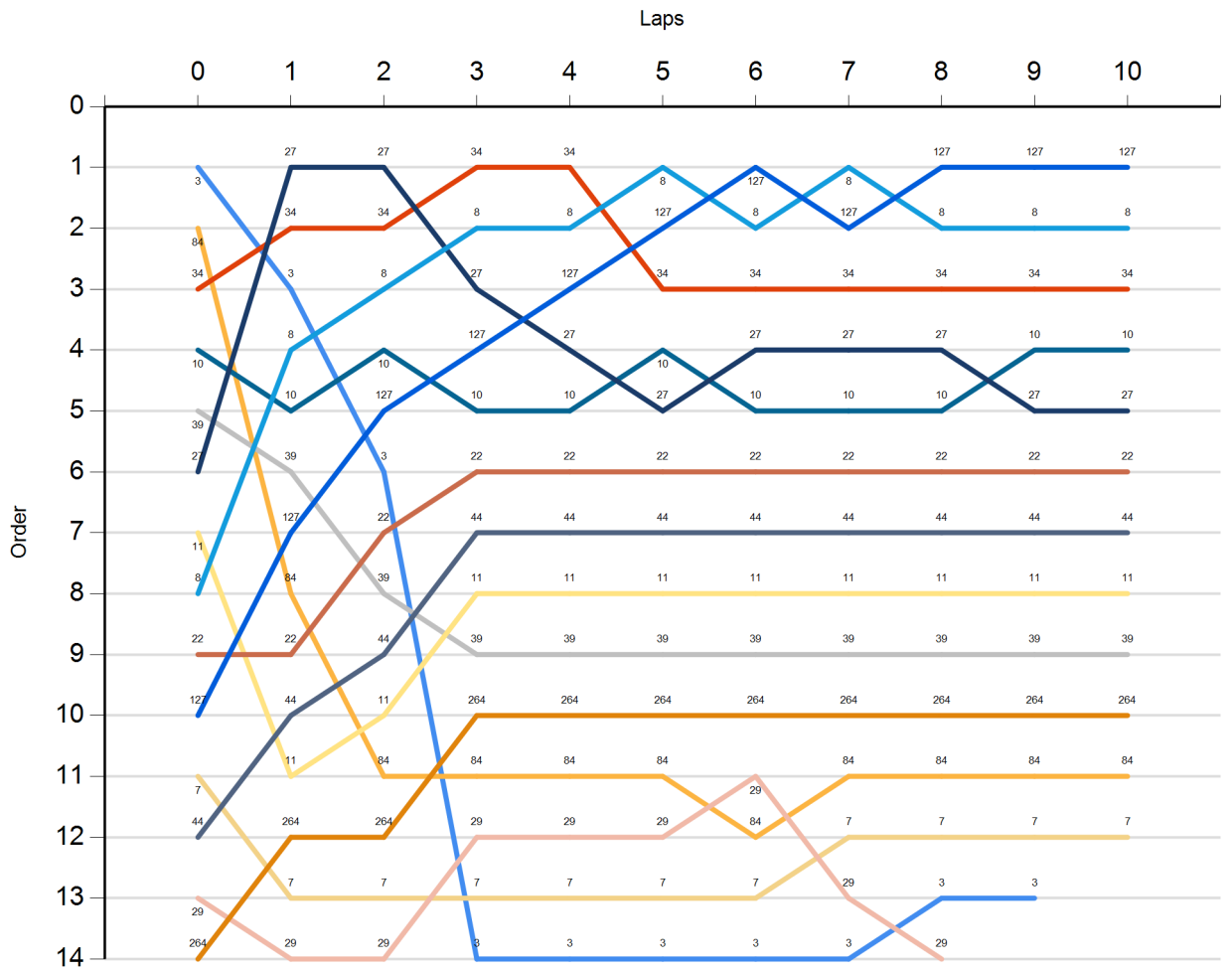
## TCR Europe


### Race - 2

#### Graphic Lap Chart



- 3
- 84
- 34
- 10
- 39
- 27
- 11
- 8
- 22
- 127
- 7
- 44
- 29
- 264





Autodromo Nazionale Monza

TCR Europe

Race - 2


Pit Stop Analysis



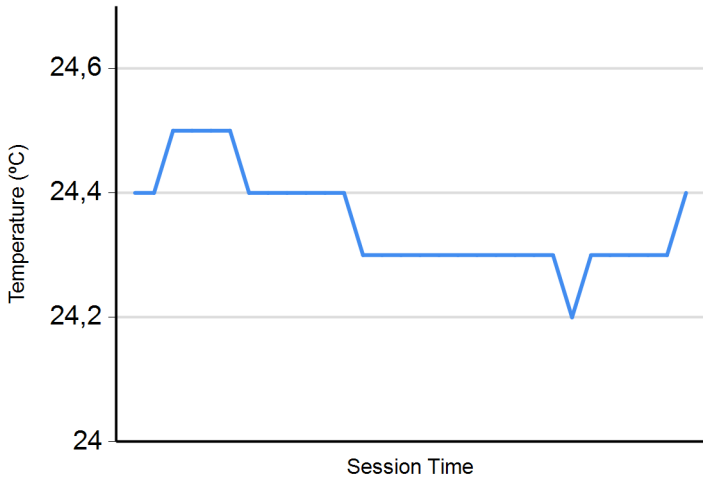
Autodromo Nazionale Monza 5.793 m.

Or d.	Nr.	In Day Time	Driver	Nat	Cat	Team	Nat	Vehicle	In Time	Stop N°	Pit Time	Handicap	Dif.
1	3	16:41:06.105	GHERMANDI		E	D LEMA Racing		Audi RS 3 LMS TCR	6:42.915	1	25.799		

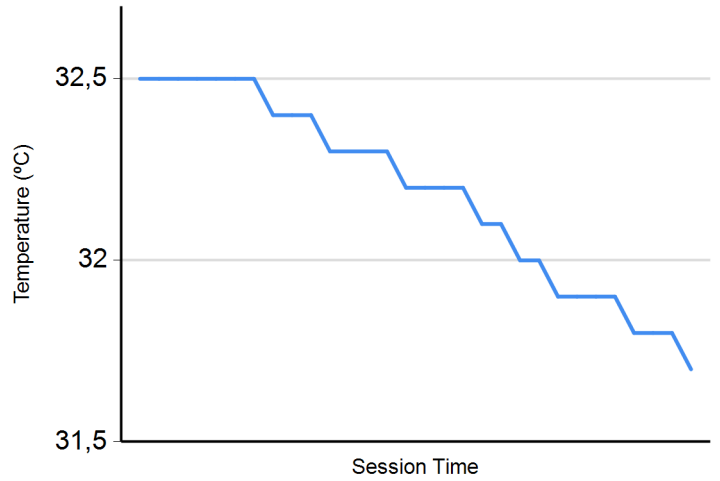




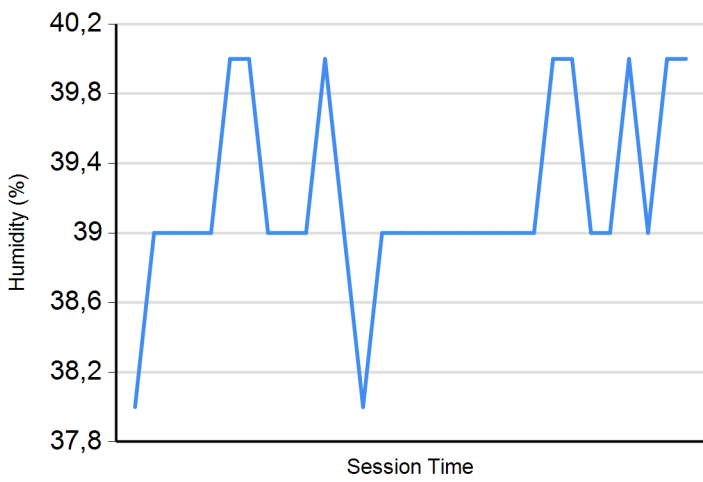
**Air Temperature**



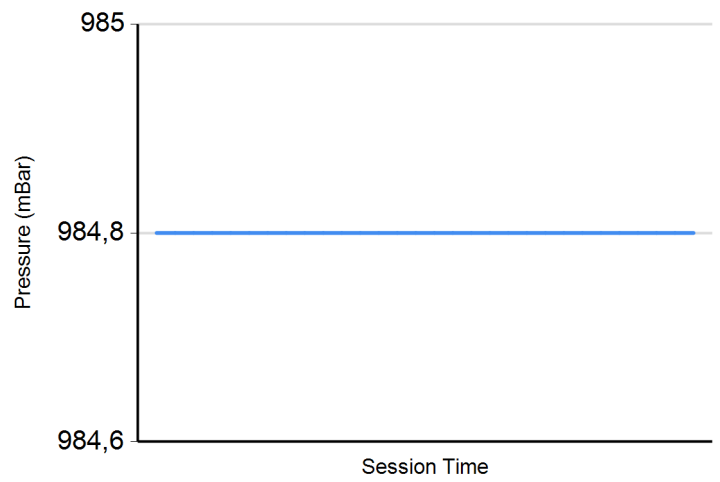
**Track Temperature**



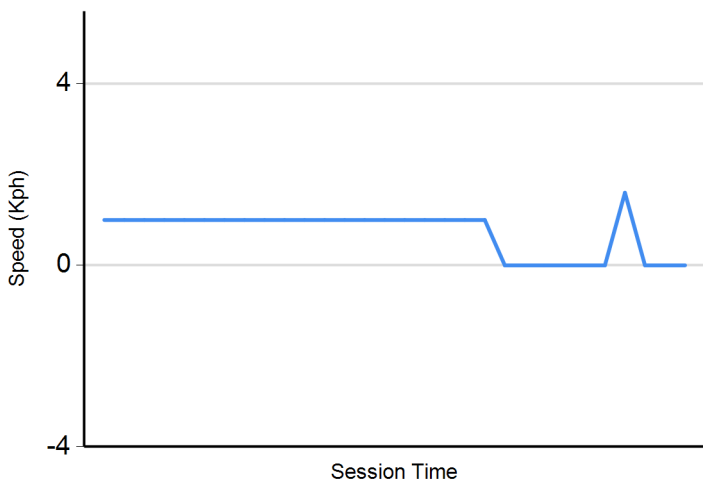
**Humidity**



**Pressure**



**Wind Speed**



**Wind direction**

