



Autodromo Nazionale Monza

TCR Europe

Race - 1

Provisional Results



Clas	Nº	Driver	Nat	Cat	Clas	Team	Nat	Vehicle	Laps	Total Time	Gap	Interval	Km/h	Best	Time	Km/h
1	22	PAUWELS	BEL	R	1	Comtoy Racing	BEL	Audi RS 3 LMS TCR	12	28:23.758			146.8	10	1:58.321	176.2
2	8	BALDAN	ITA	D	1	Comtoy	BEL	Audi RS 3 LMS TCR	12	28:24.227	0.469	0.469	146.8	10	1:58.051	176.6
3	11	DAVIDOVSKI	MKD	D	2	Comtoy	BEL	Audi RS 3 LMS TCR	12	28:24.744	0.986	0.517	146.8	10	1:58.142	176.5
4	127	VOLT	EST	R	2	ALM Motorsport	EST	Honda Civic Type R	12	28:27.694	3.936	2.950	146.5	10	1:57.340	177.7
5	27	FILIPPI	FRA			Comtoy	BEL	Audi RS 3 LMS TCR	12	28:28.713	4.955	1.019	146.4	10	1:58.558	175.9
6	39	BROWN	GBR			Comtoy Racing	BEL	Audi RS 3 LMS TCR	12	28:30.009	6.251	1.296	146.3	8	1:58.661	175.7
7	84	SCAMARDI	BEL			Aggressive Team Italia	ITA	Hyundai Elantra N	12	28:34.289	10.531	4.280	145.9	8	1:59.377	174.6
8	10	ANDERSSON	SWE	R	3	MA:GP	SWE	Lynk & Co 03 TCR	12	28:36.828	13.070	2.539	145.7	11	1:59.105	175.0
9	29	PEKLIN	UKR	R	4	Volcano Motorsport	ESP	Audi RS 3 LMS TCR	12	28:38.942	15.184	2.114	145.5	11	1:58.979	175.2
10	264	LOSONCZY	HUN	R	5	Aggressive Team Italia	ITA	Hyundai Elantra N	12	28:39.003	15.245	0.061	145.5	10	1:59.194	174.9
11	34	CORONEL	NLD	D	3	Comtoy Racing	BEL	Audi RS 3 LMS TCR	10	24:39.981	2 Laps	2 Laps	140.9	9	1:58.332	176.2

Not classified: (Requirements: 75% of number laps of leader = 9 Laps)

3	GHERMANDI	ITA	D		LEMA Racing	SVK	Audi RS 3 LMS TCR	2	4:11.154	10 Laps	8 Laps	166.0	2	2:01.145	172.1
7	TKACHENKO	UKR	R		Volcano Motorsport	ESP	Audi RS 3 LMS TCR	2	4:12.480	10 Laps	1.326	165.1	2	2:01.194	172.0
44	JELMINI	ITA			PMA Motorsport	ITA	Audi RS 3 LMS TCR								


Fastest lap VOLT in 1:57.340 at 177.7 Km/h in lap 10

Published at:.....

Track Temp: 14.9 °C Air Temp: 12.5 °C Humidity: 95 % Track Status: DRY

Race Director:

Timekeeper:


Luis Garcia
JOB-1605-ESP/M





Autodromo Nazionale Monza
TCR Europe
Race - 1
Provisional Results by Category



Rookie																
Clas	Nº	Driver	Nat	Cat	Clas	Team	Nat	Vehicle	Laps	Total Time	Gap	Interval	Km/h	Best	Time	Km/h
1	22	PAUWELS		R	1	Comtoyou Racing		Audi RS 3 LMS TCR	12	28:23.758			146.8	10	1:58.321	176.2
2	127	VOLT		R	2	ALM Motorsport		Honda Civic Type R FL5 TCR	12	28:27.694	3.936	3.936	146.5	10	1:57.340	177.7
3	10	ANDERSSON		R	3	MA:GP		Lynk & Co 03 TCR	12	28:36.828	13.070	9.134	145.7	11	1:59.105	175.0
4	29	PEKLIN		R	4	Volcano Motorsport		Audi RS 3 LMS TCR	12	28:38.942	15.184	2.114	145.5	11	1:58.979	175.2
5	264	LOSONCZY		R	5	Aggressive Team Italia		Hyundai Elantra N TCR	12	28:39.003	15.245	0.061	145.5	10	1:59.194	174.9
Not classified: (Requirements: 75% of number laps of leader = 9 Laps)																
7		TKACHENKO		R	6	Volcano Motorsport		Audi RS 3 LMS TCR	2	4:12.480	10 Laps	10 Laps	165.1	2	2:01.194	172.0

D																
Clas	Nº	Driver	Nat	Cat	Clas	Team	Nat	Vehicle	Laps	Total Time	Gap	Interval	Km/h	Best	Time	Km/h
1	8	BALDAN		D	1	Comtoyou		Audi RS 3 LMS TCR	12	28:24.227			146.8	10	1:58.051	176.6
2	11	DAVIDOVSKI		D	2	Comtoyou		Audi RS 3 LMS TCR	12	28:24.744	0.517	0.517	146.8	10	1:58.142	176.5
3	34	CORONEL		D	3	Comtoyou Racing		Audi RS 3 LMS TCR	10	24:39.981	2 Laps	2 Laps	140.9	9	1:58.332	176.2
Not classified: (Requirements: 75% of number laps of leader = 9 Laps)																
3		GHERMANDI		D	4	LEMA Racing		Audi RS 3 LMS TCR	2	4:11.154	10 Laps	8 Laps	166.0	2	2:01.145	172.1

Clas	Nº	Driver	Nat	Cat	Clas	Team	Nat	Vehicle	Laps	Total Time	Gap	Interval	Km/h	Best	Time	Km/h
1	27	FILIPPI				Comtoyou		Audi RS 3 LMS TCR	12	28:28.713			146.4	10	1:58.558	175.9
2	39	BROWN				Comtoyou Racing		Audi RS 3 LMS TCR	12	28:30.009	1.296	1.296	146.3	8	1:58.661	175.7
3	84	SCAMARDI				Aggressive Team Italia		Hyundai Elantra N TCR	12	28:34.289	5.576	4.280	145.9	8	1:59.377	174.6
Not classified: (Requirements: 75% of number laps of leader = 9 Laps)																
44		JELMINI				PMA Motorsport		Audi RS 3 LMS TCR								

Fastest lap VOLT in 1:57.340 at 177.7 Km/h in lap 10

Published at:.....

Track Temp: 14.9 °C Air Temp: 12.5 °C Humidity: 95 % Track Status: DRY

Race Director:

Timekeeper:

Luis Garcia
 JOB-1605-ESP/M





Autodromo Nazionale Monza

TCR Europe

Race - 1



Provisional Classification by Driver Fastest Lap

Clas	N°	Driver	Nat	Cat	Clas	Team	Nat	Vehicle	Laps	Best	Time	Gap	Interval	Km/h
1	127	VOLT		R	1	ALM Motorsport		Honda Civic Type R	12	10	1:57.340			177.7
2	8	BALDAN		D	1	Comtoyoy		Audi RS 3 LMS	12	10	1:58.051	0.711	0.711	176.6
3	11	DAVIDOVSKI		D	2	Comtoyoy		Audi RS 3 LMS	12	10	1:58.142	0.802	0.091	176.5
4	22	PAUWELS		R	2	Comtoyoy Racing		Audi RS 3 LMS	12	10	1:58.321	0.981	0.179	176.2
5	34	CORONEL		D	3	Comtoyoy Racing		Audi RS 3 LMS	10	9	1:58.332	0.992	0.011	176.2
6	27	FILIPPI				Comtoyoy		Audi RS 3 LMS	12	10	1:58.558	1.218	0.226	175.9
7	39	BROWN				Comtoyoy Racing		Audi RS 3 LMS	12	8	1:58.661	1.321	0.103	175.7
8	29	PEKLIN		R	3	Volcano Motorsport		Audi RS 3 LMS	12	11	1:58.979	1.639	0.318	175.2
9	10	ANDERSSON		R	4	MA:GP		Lynk & Co 03 TCR	12	11	1:59.105	1.765	0.126	175.0
10	264	LOSONCZY		R	5	Aggressive Team Italia		Hyundai Elantra N	12	10	1:59.194	1.854	0.089	174.9
11	84	SCAMARDI				Aggressive Team Italia		Hyundai Elantra N	12	8	1:59.377	2.037	0.183	174.6
12	3	GHERMANDI		D	4	LEMA Racing		Audi RS 3 LMS	2	2	2:01.145	3.805	1.768	172.1
13	7	TKACHENKO		R	6	Volcano Motorsport		Audi RS 3 LMS	2	2	2:01.194	3.854	0.049	172.0



Autodromo Nazionale Monza

TCR Europe


Race - 1

Distance and Speed Average



Autodromo Nazionale Monza 5.793 m.

Clas	N°	Driver	Nat	Cat	Clas	Team	Nat	Vehicle	Laps	Distance	Total Time	Km/h
1	22	PAUWELS		R	1	Comtoyou Racing		Audi RS 3 LMS	12	69.51	28:23.758	146.8
2	8	BALDAN		D	1	Comtoyou		Audi RS 3 LMS	12	69.51	28:24.227	146.8
3	11	DAVIDOVSKI		D	2	Comtoyou		Audi RS 3 LMS	12	69.51	28:24.744	146.8
4	127	VOLT		R	2	ALM Motorsport		Honda Civic Type R	12	69.51	28:27.694	146.5
5	27	FILIPPI				Comtoyou		Audi RS 3 LMS	12	69.51	28:28.713	146.4
6	39	BROWN				Comtoyou Racing		Audi RS 3 LMS	12	69.51	28:30.009	146.3
7	84	SCAMARDI				Aggressive Team Italia		Hyundai Elantra N	12	69.51	28:34.289	145.9
8	10	ANDERSSON		R	3	MA:GP		Lynk & Co 03 TCR	12	69.51	28:36.828	145.7
9	29	PEKLIN		R	4	Volcano Motorsport		Audi RS 3 LMS	12	69.51	28:38.942	145.5
10	264	LOSONCZY		R	5	Aggressive Team Italia		Hyundai Elantra N	12	69.51	28:39.003	145.5
11	34	CORONEL		D	3	Comtoyou Racing		Audi RS 3 LMS	10	57.93	24:39.981	140.9
12	3	GHERMANDI		D	4	LEMA Racing		Audi RS 3 LMS	2	11.58	4:11.154	166.0
13	7	TKACHENKO		R	6	Volcano Motorsport		Audi RS 3 LMS	2	11.58	4:12.480	165.1
14	44	JELMINI				PMA Motorsport		Audi RS 3 LMS	0			



Autodromo Nazionale Monza

TCR Europe

Race - 1

Lap Analysis



3 Giacomo Ghermandi Audi RS 3 LMS TCR **11** Viktor Davidovski Audi RS 3 LMS TCR
 D LEMA Racing D Comtoyoy

Lap	D	Time	Sector 1	Sector 2	Sector 3	T. Spd	Elapsed	Lap	D	Time	Sector 1	Sector 2	Sector 3	T. Spd	Elapsed
1		2:10.009	43.895	43.575	42.539	204.1	2:10.009	1		2:04.498	41.975	41.595	40.928	197.4	2:04.498
2		2:01.145	38.386	40.934	41.825	235.8	4:11.154	2		1:59.709	38.280	40.627	40.802	246.0	4:04.207

7 Daniel Tkachenko Audi RS 3 LMS TCR
 Rookie Volcano Motorsport

Lap	D	Time	Sector 1	Sector 2	Sector 3	T. Spd	Elapsed	Lap	D	Time	Sector 1	Sector 2	Sector 3	T. Spd	Elapsed
1		2:11.286	44.311	45.176	41.799	200.7	2:11.286	3		2:43.266	37.488	55.866	1:09.912	254.1	6:47.473
2		2:01.194	39.333	40.590	41.271	247.7	4:12.480	4		3:54.050	1:20.554	1:15.713	1:17.783	76.7	10:41.523

8 Nicola Baldan Audi RS 3 LMS TCR
 D Comtoyoy

Lap	D	Time	Sector 1	Sector 2	Sector 3	T. Spd	Elapsed	Lap	D	Time	Sector 1	Sector 2	Sector 3	T. Spd	Elapsed
1		2:04.381	41.794	41.464	41.123	192.8	2:04.381	5		3:51.864	1:17.099	1:13.865	1:20.900	88.9	14:33.387
2		1:59.093	37.921	40.589	40.583	242.6	4:03.474	6		2:00.223	38.816	40.738	40.669	231.7	16:33.610

22 Kobe Pauwels Audi RS 3 LMS TCR
 Rookie Comtoyoy Racing


Lap	D	Time	Sector 1	Sector 2	Sector 3	T. Spd	Elapsed	Lap	D	Time	Sector 1	Sector 2	Sector 3	T. Spd	Elapsed
1		2:04.381	41.794	41.464	41.123	192.8	2:04.381	1		2:03.176	40.175	41.729	41.272	194.5	2:03.176
2		1:59.093	37.921	40.589	40.583	242.6	4:03.474	2		1:59.386	37.943	40.655	40.788	247.7	4:02.562

10 Viktor Andersson Lynk & Co 03 TCR
 Rookie MA:GP

Lap	D	Time	Sector 1	Sector 2	Sector 3	T. Spd	Elapsed	Lap	D	Time	Sector 1	Sector 2	Sector 3	T. Spd	Elapsed
1		2:09.016	43.926	43.360	41.730	194.9	2:09.016	9		1:58.666	37.608	40.324	40.734	248.2	22:28.526
2		1:59.849	38.069	40.720	41.060	250.5	4:08.865	10		1:58.321	37.562	40.287	40.472	249.4	24:26.847

27 John Filippi Audi RS 3 LMS TCR
 Comtoyoy

Lap	D	Time	Sector 1	Sector 2	Sector 3	T. Spd	Elapsed	Lap	D	Time	Sector 1	Sector 2	Sector 3	T. Spd	Elapsed
1		2:09.016	43.926	43.360	41.730	194.9	2:09.016	1		2:07.756	43.569	42.667	41.520	194.2	2:07.756
2		1:59.849	38.069	40.720	41.060	250.5	4:08.865	2		1:59.237	37.630	40.496	41.111	254.1	4:06.993



Autodromo Nazionale Monza

TCR Europe

Race - 1

Lap Analysis



29 Ivan Peklin Audi RS 3 LMS TCR **84** Giovanni Scamardi Hyundai Elantra N TCR
 Rookie Volcano Motorsport Aggressive Team Italia

Lap	D	Time	Sector 1	Sector 2	Sector 3	T. Spd	Elapsed	Lap	D	Time	Sector 1	Sector 2	Sector 3	T. Spd	Elapsed
1		2:09.478	44.177	43.573	41.728	199.2	2:09.478	1		2:08.168	43.755	43.106	41.307	198.1	2:08.168
2		2:01.357	39.053	41.027	41.277	246.0	4:10.835	2		2:00.085	38.449	40.668	40.968	246.0	4:08.253
3		2:42.354	37.805	56.025	1:08.524	240.0	6:53.189	3		2:42.575	38.222	54.839	1:09.514	248.8	6:50.828
4		3:55.766	1:22.854	1:15.916	1:16.996	75.6	10:48.955	4		3:55.807	1:22.160	1:15.671	1:17.976	74.4	10:46.635
5		3:46.359	1:16.872	1:12.106	1:17.381	121.4	14:35.314	5		3:48.418	1:16.363	1:13.597	1:18.458	101.3	14:35.053
6		2:03.164	39.684	41.821	41.659	223.6	16:38.478	6		2:01.136	39.545	40.868	40.723	243.7	16:36.189
7		2:02.683	37.923	43.696	41.064	247.1	18:41.161	7		1:59.444	38.166	40.651	40.627	244.8	18:35.633
8		1:59.733	37.868	40.843	41.022	231.7	20:40.894	8		1:59.377	38.126	40.351	40.900	248.8	20:35.010
9		1:59.333	37.780	40.507	41.046	238.4	22:40.227	9		2:00.043	38.575	40.607	40.861	247.1	22:35.053
10		1:59.714	38.216	40.702	40.796	236.8	24:39.941	10		1:59.412	38.077	40.669	40.666	247.7	24:34.465
11		1:58.979	37.611	40.436	40.932	242.1	26:38.920	11		1:59.931	38.252	40.913	40.766	247.7	26:34.396
12		2:00.022	37.447	41.340	41.235	246.0	28:38.942	12		1:59.893	38.334	40.756	40.803	247.1	28:34.289

34 Tom Coronel Audi RS 3 LMS TCR **127** Ruben Volt Honda Civic Type R FL5 TCR
 D Comtoy Racing Rookie ALM Motorsport

Lap	D	Time	Sector 1	Sector 2	Sector 3	T. Spd	Elapsed	Lap	D	Time	Sector 1	Sector 2	Sector 3	T. Spd	Elapsed
1		2:05.118	42.314	41.494	41.310	196.7	2:05.118	1		2:11.479	47.030	42.474	41.975	194.9	2:11.479
2		1:59.623	38.111	40.674	40.838	229.7	4:04.741	2		1:59.689	38.256	40.346	41.087	247.1	4:11.168
3		2:43.214	37.612	56.316	1:09.286	238.9	6:47.955	3		2:42.845	38.086	56.444	1:08.315	245.4	6:54.013
4		3:55.014	1:21.185	1:15.823	1:18.006	77.5	10:42.969	4		3:55.866	1:22.803	1:15.881	1:17.182	72.1	10:49.879
5		3:50.724	1:16.835	1:13.611	1:20.278	90.0	14:33.693	5		3:45.665	1:16.929	1:11.857	1:16.879	105.2	14:35.544
6		2:00.447	38.729	40.829	40.889	216.4	16:34.140	6		2:03.129	39.859	41.257	42.013	219.0	16:38.673
7		1:58.999	37.735	40.356	40.908	235.2	18:33.139	7		1:59.044	38.229	40.232	40.583	250.5	18:37.717
8		1:58.667	37.475	40.471	40.721	244.3	20:31.806	8		1:57.681	37.539	39.791	40.351	252.9	20:35.398
9		1:58.332	37.419	40.055	40.858	248.8	22:30.138	9		1:58.499	37.455	40.340	40.704	252.9	22:33.897
10		2:09.843 P	37.776	40.934	51.133	229.2	24:39.981	10		1:57.340	37.265	39.820	40.255	256.5	24:31.237

39 Lewis Brown Audi RS 3 LMS TCR **264** Levente Losonczy Hyundai Elantra N TCR
 Comtoy Racing Rookie Aggressive Team Italia

Lap	D	Time	Sector 1	Sector 2	Sector 3	T. Spd	Elapsed	Lap	D	Time	Sector 1	Sector 2	Sector 3	T. Spd	Elapsed
1		2:07.516	43.584	42.259	41.673	190.8	2:07.516								
2		2:00.351	38.220	40.901	41.230	231.7	4:07.867								
3		2:41.814	37.827	54.942	1:09.045	249.4	6:49.681	1		2:10.271	44.656	43.747	41.868	197.8	2:10.271
4		3:55.071	1:21.717	1:15.645	1:17.709	72.1	10:44.752	2		2:01.755	38.433	41.974	41.348	235.2	4:12.026
5		3:49.993	1:16.988	1:13.499	1:19.506	95.6	14:34.745	3		2:42.627	38.608	56.025	1:07.994	239.4	6:54.653
6		2:00.659	38.690	40.958	41.011	226.8	16:35.404	4		3:56.147	1:23.131	1:16.108	1:16.908	79.7	10:50.800
7		1:58.945	37.647	40.571	40.727	243.7	18:34.349	5		3:44.974	1:16.667	1:11.669	1:16.638	87.4	14:35.774
8		1:58.661	37.451	40.473	40.737	250.0	20:33.010	6		2:03.322	40.017	41.540	41.765	219.0	16:39.096
9		1:59.327	37.419	40.497	41.411	246.0	22:32.337	7		2:00.234	38.313	40.784	41.137	238.9	18:39.330
10		1:59.486	37.749	40.550	41.187	251.7	24:31.823	8		2:00.214	38.353	40.708	41.153	241.0	20:39.544
11		1:58.890	37.486	40.467	40.937	247.1	26:30.713	9		2:00.305	38.652	40.528	41.125	232.2	22:39.849
12		1:59.296	37.579	40.813	40.904	247.7	28:30.009	10		1:59.194	38.444	39.611	41.139	228.8	24:39.043
								11		1:59.314	37.875	40.551	40.888	249.4	26:38.357
								12		2:00.646	37.841	41.439	41.366	246.0	28:39.003



Autodromo Nazionale Monza

TCR Europe

Race - 1

Analysis by Lap



Autodromo Nazionale Monza 5.793 m.

Num Lap Time Gap

Lap 1

22	2:03.176	
8	2:04.381	01.205
11	2:04.498	01.322
34	2:05.118	01.942
39	2:07.516	04.340
27	2:07.756	04.580
84	2:08.168	04.992
10	2:09.016	05.840
29	2:09.478	06.302
3	2:10.009	06.833
264	2:10.271	07.095
7	2:11.286	08.110
127	2:11.479	08.303

Num Lap Time Gap

Lap 2

22	1:59.386	
8	1:59.093	00.912
11	1:59.709	01.645
34	1:59.623	02.179
27	1:59.237	04.431
39	2:00.351	05.305
84	2:00.085	05.691
10	1:59.849	06.303
29	2:01.357	08.273
3	2:01.145	08.592
127	1:59.689	08.606
264	2:01.755	09.464
7	2:01.194	09.918

Num Lap Time Gap

Lap 3

22	2:42.301	
8	2:43.047	01.658
11	2:43.266	02.610
34	2:43.214	03.092
27	2:41.948	04.078
39	2:41.814	04.818
84	2:42.575	05.965
10	2:43.587	07.589
29	2:42.354	08.326
127	2:42.845	09.150
264	2:42.627	09.790

Num Lap Time Gap

Lap 4

22	3:53.721	
8	3:53.108	01.045
11	3:54.050	02.939
34	3:55.014	04.385
27	3:54.932	05.289
39	3:55.071	06.168
84	3:55.807	08.051
10	3:55.663	09.531
29	3:55.766	10.371
127	3:55.866	11.295
264	3:56.147	12.216

Num Lap Time Gap

Lap 5

22	3:54.124	
8	3:53.566	00.487
11	3:51.864	00.679
34	3:50.724	00.985
27	3:50.294	01.459
39	3:49.993	02.037
84	3:48.418	02.345
10	3:47.034	02.441
29	3:46.359	02.606
127	3:45.665	02.836
264	3:44.974	03.066

Num Lap Time Gap

Lap 6

22	2:00.017	
8	2:00.060	00.530
11	2:00.223	00.885
34	2:00.447	01.415
27	2:00.347	01.789
39	2:00.659	02.679
84	2:01.136	03.464
29	2:03.164	05.753
127	2:03.129	05.948
10	2:03.726	06.150
264	2:03.322	06.371

Num Lap Time Gap

Lap 7

22	1:58.704	
8	1:58.839	00.665
11	1:59.129	01.310
34	1:58.999	01.710
27	1:59.021	02.106
39	1:58.945	02.920
84	1:59.444	04.204
127	1:59.044	06.288
264	2:00.234	07.901
10	2:01.730	09.176
29	2:02.683	09.732

Num Lap Time Gap

Lap 8

22	1:58.431	
8	1:58.370	00.604
11	1:58.207	01.086
34	1:58.667	01.946
27	1:58.940	02.615
39	1:58.661	03.150
84	1:59.377	05.150
127	1:57.681	05.538
264	2:00.214	09.684
10	1:59.189	09.934
29	1:59.733	11.034

Num Lap Time Gap

Lap 9

22	1:58.666	
8	1:59.034	00.972
11	1:58.983	01.403

Num Lap Time Gap

34	1:58.332	01.612
27	1:58.921	02.870
39	1:59.327	03.811
127	1:58.499	05.371
84	2:00.043	06.527
10	1:59.386	10.654
264	2:00.305	11.323
29	1:59.333	11.701

Num Lap Time Gap

Lap 10

22	1:58.321	
8	1:58.051	00.702
11	1:58.142	01.224
27	1:58.558	03.107
127	1:57.340	04.390
39	1:59.486	04.976
84	1:59.412	07.618
10	1:59.228	11.561
264	1:59.194	12.196
29	1:59.714	13.094
34	2:09.843	13.134

Num Lap Time Gap

Lap 11

22	1:58.349	
8	1:58.120	00.473
11	1:58.404	01.279
27	1:58.882	03.640
127	1:57.773	03.814
39	1:58.890	05.517
84	1:59.931	09.200
10	1:59.105	12.317
264	1:59.314	13.161
29	1:58.979	13.724

Num Lap Time Gap

Lap 12

22	1:58.562	
8	1:58.558	00.469
11	1:58.269	00.986
127	1:58.684	03.936
27	1:59.877	04.955
39	1:59.296	06.251
84	1:59.893	10.531
10	1:59.315	13.070
29	2:00.022	15.184
264	2:00.646	15.245





Autodromo Nazionale Monza


TCR Europe

Race - 1

Best Sectors Results



Sector - 1			Sector - 2			Sector - 3			Ideal Lap vs Best Lap						
Clas	Nº	Driver	Time	Nº	Driver	Time	Nº	Driver	Time	Clas	Nº	Driver	Ideal Lap	Best Lap	Clas
1	12	Ruben Volt	37.235	264	Levente Losonczy	39.611	127	Ruben Volt	40.079	1	127	VOLT	1:57.078	1:57.340	1
2	8	Nicola Baldan	37.361	127	Ruben Volt	39.764	11	Viktor Davidovski	40.452	2	11	DAVIDOVSKI	1:57.842	1:58.142	3
3	11	Viktor Davidovski	37.377	11	Viktor Davidovski	40.013	8	Nicola Baldan	40.466	3	8	BALDAN	1:57.977	1:58.051	2
4	34	Tom Coronel	37.419	34	Tom Coronel	40.055	22	Kobe Pauwels	40.472	4	22	PAUWELS	1:58.185	1:58.321	4
5	39	Lewis Brown	37.419	8	Nicola Baldan	40.150	27	John Filippi	40.554	5	34	CORONEL	1:58.195	1:58.332	5
6	29	Ivan Peklin	37.447	22	Kobe Pauwels	40.151	84	Giovanni Scamardi	40.627	6	264	LOSONCZY	1:58.340	1:59.194	10
7	27	John Filippi	37.471	10	Viktor Andersson	40.292	10	Viktor Andersson	40.718	7	27	FILIPPI	1:58.395	1:58.558	6
8	22	Kobe Pauwels	37.562	84	Giovanni Scamardi	40.351	34	Tom Coronel	40.721	8	39	BROWN	1:58.613	1:58.661	7
9	10	Viktor Andersson	37.786	27	John Filippi	40.370	39	Lewis Brown	40.727	9	29	PEKLIN	1:58.679	1:58.979	8
10	26	Levente Losonczy	37.841	29	Ivan Peklin	40.436	29	Ivan Peklin	40.796	10	10	ANDERSSON	1:58.796	1:59.105	9
11	84	Giovanni Scamardi	38.077	39	Lewis Brown	40.467	264	Levente Losonczy	40.888	11	84	SCAMARDI	1:59.055	1:59.377	11
12	3	Giacomo Ghermandi	38.386	7	Daniel Tkachenko	40.590	7	Daniel Tkachenko	41.271	12	3	GHERMANDI	2:01.145	2:01.145	12
13	7	Daniel Tkachenko	39.333	3	Giacomo Ghermandi	40.934	3	Giacomo Ghermandi	41.825	13	7	TKACHENKO	2:01.194	2:01.194	13





Autodromo Nazionale Monza

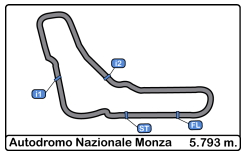
TCR Europe

Race - 1

Leader Sequence



N°	Driver	Nat	Cat	Clas	Team	Nat	Vehicle	Start Lap	End Lap	Laps	Total Laps
22	PAUWELS	 BEL	R		Comtoyout Racing	 BEL	Audi RS 3 LMS TCR	1	12	12	12



Autodromo Nazionale Monza

TCR Europe

Race - 1

Best 5 Lap Times



Cls	N°	Driver	Nat	Cat	Cls	Team	Nat	Vehicle	Best 1		Best 2		Best 3		Best 4		Best 5	
									Time	Lap	Time	Lap	Time	Lap	Time	Lap	Time	Lap
1	127	VOLT		R	1	ALM Motorsport		Honda Civic Type R	1:57.340	10	1:57.681	8	1:57.773	11	1:58.499	9	1:58.684	12
2	8	BALDAN		D	1	Comtoyoy		Audi RS 3 LMS TCR	1:58.051	10	1:58.120	11	1:58.370	8	1:58.558	12	1:58.839	7
3	11	DAVIDOVSKI		D	2	Comtoyoy		Audi RS 3 LMS TCR	1:58.142	10	1:58.207	8	1:58.269	12	1:58.404	11	1:58.983	9
4	22	PAUWELS		R	2	Comtoyoy Racing		Audi RS 3 LMS TCR	1:58.321	10	1:58.349	11	1:58.431	8	1:58.562	12	1:58.666	9
5	34	CORONEL		D	3	Comtoyoy Racing		Audi RS 3 LMS TCR	1:58.332	9	1:58.667	8	1:58.999	7	1:59.623	2	2:00.447	6
6	27	FILIPPI				Comtoyoy		Audi RS 3 LMS TCR	1:58.558	10	1:58.882	11	1:58.921	9	1:58.940	8	1:59.021	7
7	39	BROWN				Comtoyoy Racing		Audi RS 3 LMS TCR	1:58.661	8	1:58.890	11	1:58.945	7	1:59.296	12	1:59.327	9
8	29	PEKLIN		R	3	Volcano Motorsport		Audi RS 3 LMS TCR	1:58.979	11	1:59.333	9	1:59.714	10	1:59.733	8	2:00.022	12
9	10	ANDERSSON		R	4	MA:GP		Lynk & Co 03 TCR	1:59.105	11	1:59.189	8	1:59.228	10	1:59.315	12	1:59.386	9
10	264	LOSONCZY		R	5	Aggressive Team Italia		Hyundai Elantra N	1:59.194	10	1:59.314	11	2:00.214	8	2:00.234	7	2:00.305	9
11	84	SCAMARDI				Aggressive Team Italia		Hyundai Elantra N	1:59.377	8	1:59.412	10	1:59.444	7	1:59.893	12	1:59.931	11
12	3	GHERMANDI		D	4	LEMA Racing		Audi RS 3 LMS TCR	2:01.145	2	2:10.009	1						
13	7	TKACHENKO		R	6	Volcano Motorsport		Audi RS 3 LMS TCR	2:01.194	2	2:11.286	1						



Autodromo Nazionale Monza

TCR Europe

Race - 1

Best 5 Top Speeds



Clas	N°	Driver	Nat	Cat	Cls	Team	Nat	Vehicle	Top 1		Top 2		Top 3		Top 4		Top 5		Avg
									Km/h	Lap	Km/h	Lap	Km/h	Lap	Km/h	Lap	Km/h	Lap	
1	127	VOLT		R	1	ALM Motorsport		Honda Civic Type R	256.5	10	252.9	8	252.9	9	252.9	11	252.9	12	253.6
2	11	DAVIDOVSKI		D	1	Comtoyoy		Audi RS 3 LMS TCR	254.1	3	252.9	9	252.3	8	251.1	11	251.1	12	252.3
3	27	FILIPPI				Comtoyoy		Audi RS 3 LMS TCR	254.1	2	248.2	3	248.2	9	247.1	11	246.0	8	248.7
4	39	BROWN				Comtoyoy Racing		Audi RS 3 LMS TCR	251.7	10	250.0	8	249.4	3	247.7	12	247.1	11	249.2
5	10	ANDERSSON		R	2	MA:GP		Lynk & Co 03 TCR	251.1	7	250.5	2	250.5	3	248.2	8	248.2	9	249.7
6	8	BALDAN		D	2	Comtoyoy		Audi RS 3 LMS TCR	250.0	11	249.4	8	249.4	9	249.4	10	248.8	3	249.4
7	22	PAUWELS		R	3	Comtoyoy Racing		Audi RS 3 LMS TCR	249.4	8	249.4	10	248.8	3	248.8	12	248.2	9	248.9
8	264	LOSONCZY		R	4	Aggressive Team Italia		Hyundai Elantra N TCR	249.4	11	246.0	12	241.0	8	239.4	3	238.9	7	242.9
9	7	TKACHENKO		R	5	Volcano Motorsport		Audi RS 3 LMS TCR	248.8	3	247.7	2	200.7	1					232.4
10	34	CORONEL		D	3	Comtoyoy Racing		Audi RS 3 LMS TCR	248.8	9	244.3	8	238.9	3	235.2	7	229.7	2	239.4
11	84	SCAMARDI				Aggressive Team Italia		Hyundai Elantra N TCR	248.8	3	248.8	8	247.7	10	247.7	11	247.1	9	248.0
12	29	PEKLIN		R	6	Volcano Motorsport		Audi RS 3 LMS TCR	247.1	7	246.0	2	246.0	12	242.1	11	240.0	3	244.2
13	3	GHERMANDI		D	4	LEMA Racing		Audi RS 3 LMS TCR	237.8	3	235.8	2	204.1	1					225.9





Autodromo Nazionale Monza

TCR Europe

Race - 1

Fastest Laps Sequence



Lap	Time of Day	Session Time	N° Driver	Nat	Cat	Team	Nat	Vehicle	Time	Km/h
2	8:38:20.831	4:02.831	22 PAUWELS	 BEL	R	Comtoyou Racing	 BEL	Audi RS 3 LMS	1:59.386	174.6
2	8:38:21.744	4:03.744	8 BALDAN	 ITA	D	Comtoyou	 BEL	Audi RS 3 LMS	1:59.093	175.1
7	8:52:49.699	18:31.699	22 PAUWELS	 BEL	R	Comtoyou Racing	 BEL	Audi RS 3 LMS	1:58.704	175.6
8	8:54:48.130	20:30.130	22 PAUWELS	 BEL	R	Comtoyou Racing	 BEL	Audi RS 3 LMS	1:58.431	176.0
8	8:54:48.733	20:30.733	8 BALDAN	 ITA	D	Comtoyou	 BEL	Audi RS 3 LMS	1:58.370	176.1
8	8:54:49.216	20:31.216	11 DAVIDOVSKI	 MKD	D	Comtoyou	 BEL	Audi RS 3 LMS	1:58.207	176.4
8	8:54:53.667	20:35.667	127 VOLT	 EST	R	ALM Motorsport	 EST	Honda Civic Type R	1:57.681	177.2
10	8:58:49.506	24:31.506	127 VOLT	 EST	R	ALM Motorsport	 EST	Honda Civic Type R	1:57.340	177.7



Autodromo Nazionale Monza


TCR Europe

Race - 1

Event Best Maximum Speed



N°	Driver	Nat	Cat	Clas	Team	Nat	Vehicle	Km/h	Session	
127	VOLT		EST	R	1	ALM Motorsport		Honda Civic Type R	256.5	Race - 1
27	FILIPPI		FRA		Comtoyoy		Audi RS 3 LMS	254.1	Race - 1	
11	DAVIDOVSKI		MND	D	1	Comtoyoy		Audi RS 3 LMS	254.1	Race - 1
22	PAUWELS		BEL	R	2	Comtoyoy Racing		Audi RS 3 LMS	252.3	Qualifying - 2
44	JELMINI		ITA		PMA Motorsport		Audi RS 3 LMS	251.7	Qualifying - 1	
39	BROWN		GBR		Comtoyoy Racing		Audi RS 3 LMS	251.7	Race - 1	
8	BALDAN		ITA	D	2	Comtoyoy		Audi RS 3 LMS	251.1	Qualifying - 1
10	ANDERSSON		SWE	R	3	MA:GP		Lynk & Co 03 TCR	251.1	Race - 1
34	CORONEL		NLD	D	3	Comtoyoy Racing		Audi RS 3 LMS	250.0	Qualifying - 2
264	LOSONCZY		HUN	R	4	Aggressive Team Italia		Hyundai Elantra N	249.4	Race - 1
7	TKACHENKO		UKR	R	5	Volcano Motorsport		Audi RS 3 LMS	248.8	Race - 1
84	SCAMARDI		BEL		Aggressive Team Italia		Hyundai Elantra N	248.8	Race - 1	
29	PEKLIN		UKR	R	6	Volcano Motorsport		Audi RS 3 LMS	247.1	Race - 1
3	GHERMANDI		ITA	D	4	LEMA Racing		Audi RS 3 LMS	246.5	Qualifying - 1



Autodromo Nazionale Monza

TCR Europe

Race - 1


Lap Chart



LAP

Nr	Pos	Grid	1	2	3	4	5	6	7	8	9	10	11	12
127	1	127	22	22	22	22	22	22	22	22	22	22	22	22
22	2	22	8	8	8	8	8	8	8	8	8	8	8	8
8	3	8	11	11	11	11	11	11	11	11	11	11	11	11
11	4	11	34	34	34	34	34	34	34	34	34	27	27	127
27	5	27	39	27	27	27	27	27	27	27	27	127	127	27
39	6	39	27	39	39	39	39	39	39	39	39	39	39	39
10	7	10	84	84	84	84	84	84	84	84	127	84	84	84
34	8	34	10	10	10	10	10	29	127	127	84	10	10	10
84	9	84	29	29	29	29	29	127	264	264	10	264	264	29
44	10	44	3	3	127	127	127	10	10	10	264	29	29	264
29	11	29	264	127	264	264	264	264	29	29	29	34		
7	12	7	7	264										
3	13	3	127	7										
264	14	264												





Autodromo Nazionale Monza

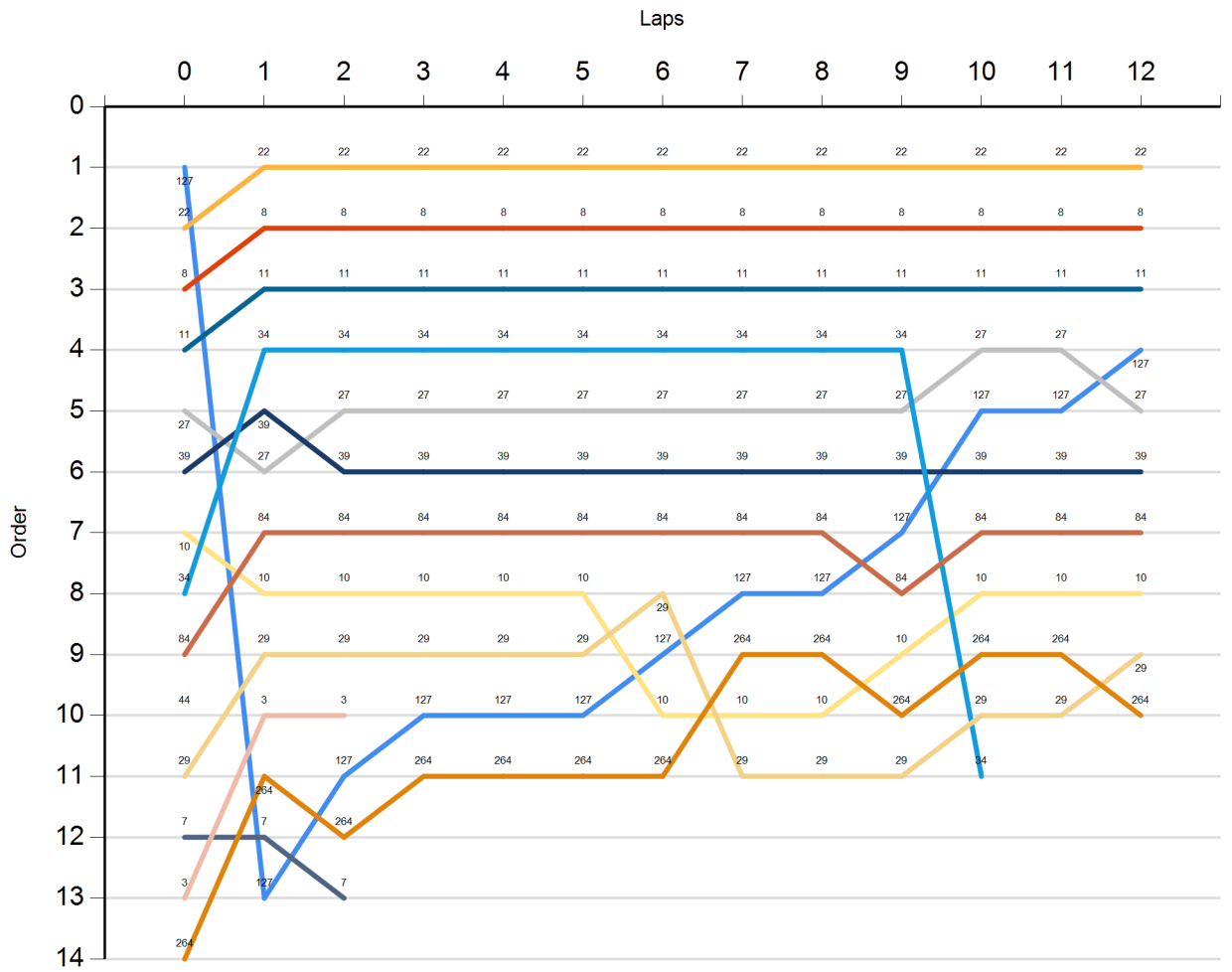
TCR Europe

Race - 1

Graphic Lap Chart



- 127
- 22
- 8
- 11
- 27
- 39
- 10
- 34
- 84
- 44
- 29
- 7
- 3
- 264





Autodromo Nazionale Monza

TCR Europe


Race - 1

Pit Stop Analysis

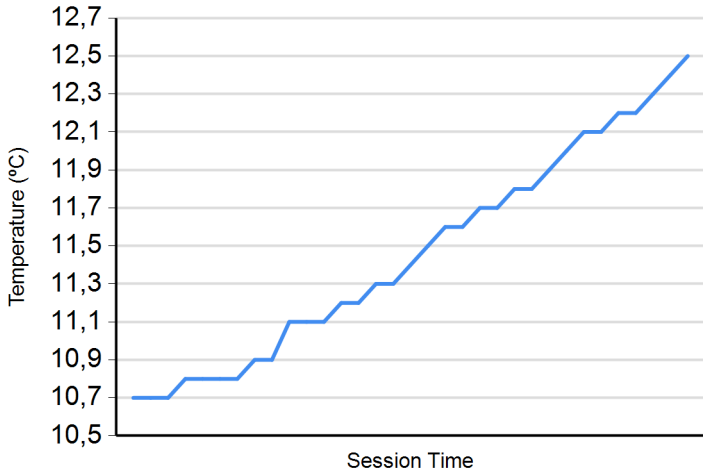


Or d.	Nr.	In Day Time	Driver	Nat	Cat	Team	Nat	Vehicle	In Time	Stop N°	Pit Time	Handicap	Dif.
----------	-----	-------------	--------	-----	-----	------	-----	---------	---------	---------	----------	----------	------

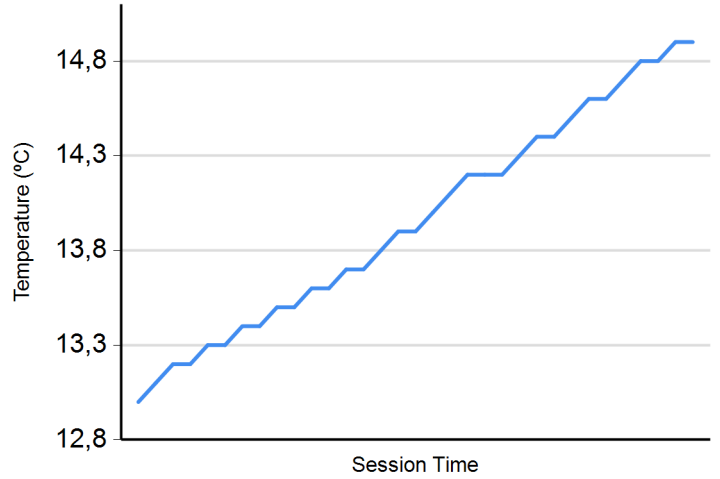




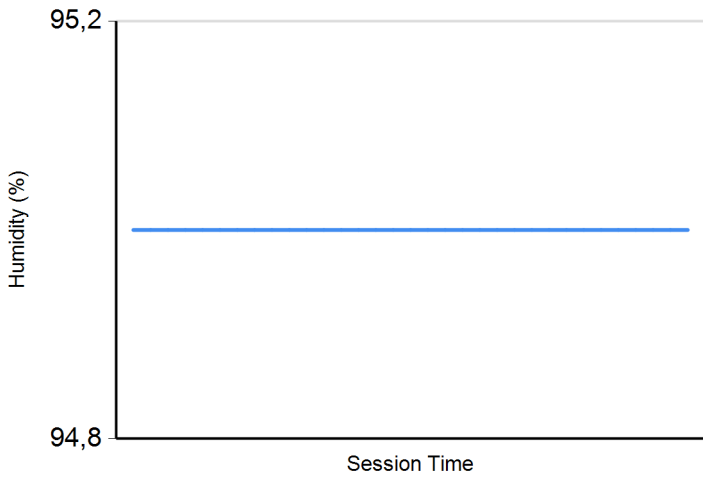
Air Temperature



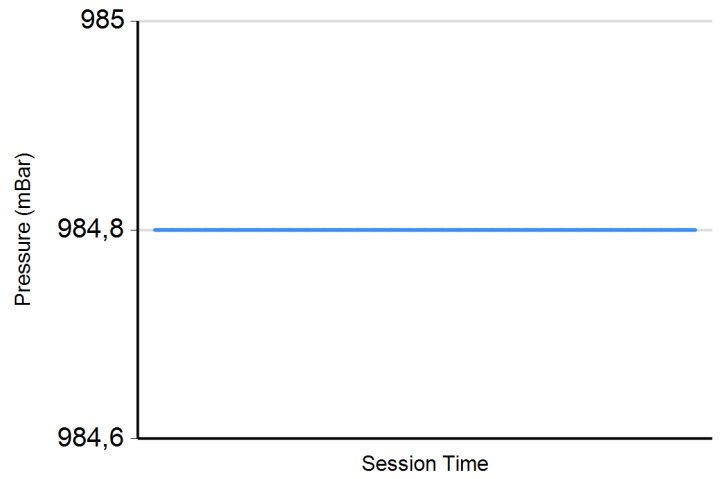
Track Temperature



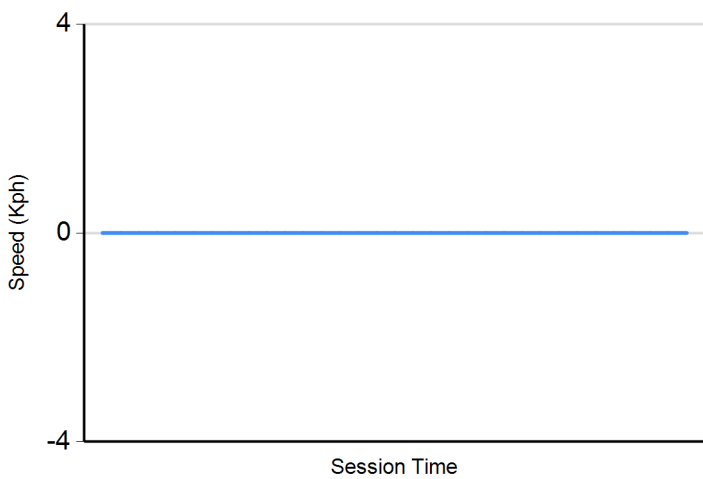
Humidity



Pressure



Wind Speed



Wind direction

North = 0°/360° Est = 90° South = 180° West = 270°

