

**Autodromo Nazionale Monza**  
**TCR Europe**  
**Qualifying - 2**  
**Provisional Results**



Clas	Nº	Driver	Nat	Cat	Clas	Team	Nat	Vehicle	Laps	Best	Time	Gap	Interval	Km/h
1	127	VOLT		R	1	ALM Motorsport		Honda Civic Type R	5	4	1:56.758			178.6
2	22	PAUWELS		R	2	Comtoyou Racing		Audi RS 3 LMS TCR	5	4	1:57.263	0.505	0.505	177.8
3	8	BALDAN		D	1	Comtoyou		Audi RS 3 LMS TCR	5	4	1:57.275	0.517	0.012	177.8
4	11	DAVIDOVSKI		D	2	Comtoyou		Audi RS 3 LMS TCR	6	2	1:57.289	0.531	0.014	177.8
5	27	FILIPPI				Comtoyou		Audi RS 3 LMS TCR	5	3	1:57.299	0.541	0.010	177.7
6	39	BROWN				Comtoyou Racing		Audi RS 3 LMS TCR	5	4	1:57.889	1.131	0.590	176.9
7	10	ANDERSSON		R	3	MA:GP		Lynk & Co 03 TCR	5	2	1:58.341	1.583	0.452	176.2
8	34	CORONEL		D	3	Comtoyou Racing		Audi RS 3 LMS TCR	5	2	1:58.470	1.712	0.129	176.0
9	84	SCAMARDI				Aggressive Team Italia		Hyundai Elantra N TCR	6	4	1:58.862	2.104	0.392	175.4
10	3	GHERMANDI		D	4	LEMA Racing		Audi RS 3 LMS TCR	6	5	1:59.596	2.838	0.734	174.3
11	7	TKACHENKO		R	4	Volcano Motorsport		Audi RS 3 LMS TCR	6	5	2:00.281	3.523	0.685	173.3
12	44	JELMINI				PMA Motorsport		Audi RS 3 LMS TCR	2	1	13:19:40.950	13:17:44.	13:17:40.	00.0

**\* PENALTIES**

CAR 84 TIME 1:59.135 DELETED CUTTING T 4-5

CAR 44 TIME 2:26.115 DELETED CUTTING T 4-5

Published at:.....


Track Temp: **22.9 °C** Air Temp: **20.9 °C** Humidity: **60 %** Track Status: **WET**

**Race Director:**

**Timekeeper:**

Luis Garcia  
 JOB-1605-ESP/M





**Autodromo Nazionale Monza**  
**TCR Europe**  
**Qualifying - 2**  
**Provisional Results by Category**



Rookie														
Clas	Nº	Driver	Nat	Cat	Clas	Team	Nat	Vehicle	Laps	Best	Time	Gap	Interval	Km/h
1	127	VOLT		R	1	ALM Motorsport		Honda Civic Type R	5	4	1:56.758			178.6
2	22	PAUWELS		R	2	Comtoyou Racing		Audi RS 3 LMS TCR	5	4	1:57.263	0.505	0.505	177.8
3	10	ANDERSSON		R	3	MA:GP		Lynk & Co 03 TCR	5	2	1:58.341	1.583	1.078	176.2
4	7	TKACHENKO		R	4	Volcano Motorsport		Audi RS 3 LMS TCR	6	5	2:00.281	3.523	1.940	173.3

D														
Clas	Nº	Driver	Nat	Cat	Clas	Team	Nat	Vehicle	Laps	Best	Time	Gap	Interval	Km/h
1	8	BALDAN		D	1	Comtoyou		Audi RS 3 LMS TCR	5	4	1:57.275			177.8
2	11	DAVIDOVSKI		D	2	Comtoyou		Audi RS 3 LMS TCR	6	2	1:57.289	0.014	0.014	177.8
3	34	CORONEL		D	3	Comtoyou Racing		Audi RS 3 LMS TCR	5	2	1:58.470	1.195	1.181	176.0
4	3	GHERMANDI		D	4	LEMA Racing		Audi RS 3 LMS TCR	6	5	1:59.596	2.321	1.126	174.3

Clas	Nº	Driver	Nat	Cat	Clas	Team	Nat	Vehicle	Laps	Best	Time	Gap	Interval	Km/h
1	27	FILIPPI				Comtoyou		Audi RS 3 LMS TCR	5	3	1:57.299			177.7
2	39	BROWN				Comtoyou Racing		Audi RS 3 LMS TCR	5	4	1:57.889	0.590	0.590	176.9
3	84	SCAMARDI				Aggressive Team Italia		Hyundai Elantra N TCR	6	4	1:58.862	1.563	0.973	175.4
4	44	JELMINI				PMA Motorsport		Audi RS 3 LMS TCR	2	1	13:19:40.950	13:17:43.	13:17:42.	00.0

**\* PENALTIES**

CAR 84 TIME 1:59.135 DELETED CUTTING T 4-5

CAR 44 TIME 2:26.115 DELETED CUTTING T 4-5

Published at:.....


Track Temp: **22.9 °C** Air Temp: **20.9 °C** Humidity: **60 %** Track Status: **WET**

**Race Director:**

**Timekeeper:**

Luis Garcia  
 JOB-1605-ESP/M





# Autodromo Nazionale Monza

## TCR Europe Qualifying - 2 Lap Analysis



**3** Giacomo Ghermandi Audi RS 3 LMS TCR **27** John Filippi Audi RS 3 LMS TCR  
 D LEMA Racing Comtoyout

Lap	D	Time	Sector 1	Sector 2	Sector 3	T. Spd	Elapsed	Lap	D	Time	Sector 1	Sector 2	Sector 3	T. Spd	Elapsed
1		13:19:41.832	13:18:10.160	46.946	44.726	155.6	13:19:41.832	1		13:19:26.874	13:18:02.930	42.553	41.391	184.3	13:19:26.874
2		2:00.134	38.287	40.858	40.989	235.8	13:21:41.966	2		1:58.380	37.818	40.225	40.337	242.1	13:21:25.254
3		1:59.736	38.281	40.473	40.982	238.9	13:23:41.702	3		1:57.299	37.384	39.835	40.080	250.0	13:23:22.553
4		2:02.636	38.240	42.419	41.977	241.6	13:25:44.338	4		1:57.589	37.422	40.161	40.006	251.1	13:25:20.142
5		1:59.596	38.183	40.554	40.859	242.1	13:27:43.934	5		2:25.219 P	37.662	49.977	57.580	249.4	13:27:45.361
6		2:41.507 P	43.436	46.482	1:11.589	240.5	13:30:25.441								

**7** Daniel Tkachenko Audi RS 3 LMS TCR **34** Tom Coronel Audi RS 3 LMS TCR  
 D Rookie Volcano Motorsport Comtoyout Racing

Lap	D	Time	Sector 1	Sector 2	Sector 3	T. Spd	Elapsed	Lap	D	Time	Sector 1	Sector 2	Sector 3	T. Spd	Elapsed
1		13:19:31.748	13:17:59.977	43.747	48.024	165.6	13:19:31.748	1		13:20:28.734	13:19:05.227	41.841	41.666	190.8	13:20:28.734
2		2:12.061	39.218	46.259	46.584	238.4	13:21:43.809	2		1:58.470	37.843	40.259	40.368	247.1	13:22:27.204
3		2:00.496	38.164	41.008	41.324	239.4	13:23:44.305	3		1:59.756	37.499	39.750	42.507	249.4	13:24:26.960
4		2:01.652	38.009	40.753	42.890	243.7	13:25:45.957	4		1:58.872	37.608	39.957	41.307	249.4	13:26:25.832
5		2:00.281	38.214	40.991	41.076	238.4	13:27:46.238	5		2:12.000 P	37.425	39.958	54.617	250.0	13:28:37.832
6		2:55.225 P	50.208	52.777	1:12.240	197.0	13:30:41.463								

**8** Nicola Baldan Audi RS 3 LMS TCR **39** Lewis Brown Audi RS 3 LMS TCR  
 D Comtoyout Comtoyout Racing

Lap	D	Time	Sector 1	Sector 2	Sector 3	T. Spd	Elapsed	Lap	D	Time	Sector 1	Sector 2	Sector 3	T. Spd	Elapsed
1		13:19:24.392	13:17:59.173	42.691	42.528	161.6	13:19:24.392	1		13:19:43.625	13:18:15.463	45.130	43.032	165.1	13:19:43.625
2		1:57.494	37.504	39.921	40.069	248.8	13:21:21.886	2		1:58.714	37.402	40.340	40.972	247.1	13:21:42.339
3		1:59.507	37.599	39.851	42.057	249.4	13:23:21.393	3		2:05.342	41.403	42.579	41.360	236.3	13:23:47.681
4		1:57.275	37.453	39.934	39.888	250.0	13:25:18.668	4		1:57.889	37.368	39.972	40.549	248.8	13:25:45.570
5		2:42.847 P	47.298	51.263	1:04.286	168.4	13:28:01.515	5		2:19.948 P	37.999	43.743	58.206	228.3	13:28:05.518

**10** Viktor Andersson Lynk & Co 03 TCR **44** Felice Jelmini Audi RS 3 LMS TCR  
 D Rookie MA:GP PMA Motorsport

Lap	D	Time	Sector 1	Sector 2	Sector 3	T. Spd	Elapsed	Lap	D	Time	Sector 1	Sector 2	Sector 3	T. Spd	Elapsed
1		13:19:31.083	13:18:05.909	42.172	43.002	178.5	13:19:31.083	1		13:19:40.950	13:18:09.081	47.434	44.435	164.3	13:19:40.950
2		1:58.341	38.024	40.102	40.215	244.3	13:21:29.424	2		2:26.445 P	40.050	48.756	57.309	251.1	13:22:07.065
3		2:01.203	37.601	39.937	43.665	250.0	13:23:30.627								
4		1:59.392	37.857	39.949	41.586	247.1	13:25:30.019								
5		2:18.747 P	37.857	43.087	57.803	248.2	13:27:48.766								


**11** Viktor Davidovski Audi RS 3 LMS TCR **84** Giovanni Scamardi Hyundai Elantra N TCR  
 D Comtoyout Aggressive Team Italia

Lap	D	Time	Sector 1	Sector 2	Sector 3	T. Spd	Elapsed	Lap	D	Time	Sector 1	Sector 2	Sector 3	T. Spd	Elapsed
1		13:20:04.168	13:18:39.792	42.739	41.637	181.5	13:20:04.168	1		13:19:27.906	13:18:01.904	43.031	42.971	184.6	13:19:27.906
2		1:57.289	37.353	39.836	40.100	250.5	13:22:01.457	2		4:59.435	38.445	40.210	40.480	243.7	13:21:27.041
3		1:57.483	37.454	40.042	39.987	251.1	13:23:58.940	3		1:59.125	38.270	40.414	40.441	246.0	13:23:26.166
4		2:16.489	37.659	52.357	46.473	250.5	13:26:15.429	4		1:58.862	38.331	40.387	40.144	246.0	13:25:25.028
5		1:58.093	37.633	40.162	40.298	248.8	13:28:13.522	5		1:58.961	38.337	40.309	40.315	245.4	13:27:23.989
6		2:47.648 P	53.405	54.172	1:00.071	141.1	13:31:01.170	6		2:21.479 P	40.469	43.539	57.471	195.6	13:29:45.468

**22** Kobe Pauwels Audi RS 3 LMS TCR **127** Ruben Volt Honda Civic Type R FL5 TCR  
 D Rookie ALM Motorsport

Lap	D	Time	Sector 1	Sector 2	Sector 3	T. Spd	Elapsed	Lap	D	Time	Sector 1	Sector 2	Sector 3	T. Spd	Elapsed
1		13:19:23.600	13:17:57.941	43.077	42.582	162.4	13:19:23.600	1		13:19:37.169	13:18:06.184	43.073	47.912	184.3	13:19:37.169
2		1:59.499	37.601	40.237	41.661	248.8	13:21:23.099	2		1:57.685	37.745	39.622	40.318	252.3	13:21:34.854
3		1:57.396	37.391	39.891	40.114	252.3	13:23:20.495	3		1:57.455	37.510	39.957	39.988	251.7	13:23:32.309
4		1:57.263	37.412	39.921	39.930	250.5	13:25:17.758	4		1:56.758	37.293	39.378	40.087	253.5	13:25:29.067
5		2:41.044 P	47.419	51.136	1:02.489	144.5	13:27:58.802	5		2:04.688 P	37.271	39.401	48.016	252.9	13:27:33.755





# Autodromo Nazionale Monza


## TCR Europe

### Qualifying - 2

#### Best Sectors Results




Sector - 1			Sector - 2			Sector - 3			Ideal Lap vs Best Lap						
Clas	Nº	Driver	Time	Nº	Driver	Time	Nº	Driver	Time	Clas	Nº	Driver	Ideal Lap	Best Lap	Clas
1	12	Ruben Volt	37.271	127	Ruben Volt	39.378	8	Nicola Baldan	39.888	1	127	VOLT	1:56.637	1:56.758	1
2	11	Viktor Davidovski	37.353	34	Tom Coronel	39.750	22	Kobe Pauwels	39.930	2	11	DAVIDOVSKI	1:57.176	1:57.289	4
3	39	Lewis Brown	37.368	27	John Filippi	39.835	11	Viktor Davidovski	39.987	3	8	BALDAN	1:57.192	1:57.275	3
4	27	John Filippi	37.384	11	Viktor Davidovski	39.836	127	Ruben Volt	39.988	4	22	PAUWELS	1:57.212	1:57.263	2
5	22	Kobe Pauwels	37.391	8	Nicola Baldan	39.851	27	John Filippi	40.006	5	27	FILIPPI	1:57.225	1:57.299	5
6	34	Tom Coronel	37.425	22	Kobe Pauwels	39.891	84	Giovanni Scamardi	40.144	6	34	CORONEL	1:57.543	1:58.470	8
7	8	Nicola Baldan	37.453	10	Viktor Andersson	39.937	10	Viktor Andersson	40.215	7	10	ANDERSSON	1:57.753	1:58.341	7
8	10	Viktor Andersson	37.601	39	Lewis Brown	39.972	34	Tom Coronel	40.368	8	39	BROWN	1:57.889	1:57.889	6
9	7	Daniel Tkachenko	38.009	84	Giovanni Scamardi	40.210	39	Lewis Brown	40.549	9	84	SCAMARDI	1:58.624	1:58.862	9
10	3	Giacomo Ghermandi	38.183	3	Giacomo Ghermandi	40.473	3	Giacomo Ghermandi	40.859	10	3	GHERMANDI	1:59.515	1:59.596	10
11	84	Giovanni Scamardi	38.270	7	Daniel Tkachenko	40.753	7	Daniel Tkachenko	41.076	11	7	TKACHENKO	1:59.838	2:00.281	11
12	44	Felice Jelmini	40.050	44	Felice Jelmini	47.434	44	Felice Jelmini	44.435	12	44	JELMINI	2:11.919	Transpo	12



**Autodromo Nazionale Monza**  
**TCR Europe**  
**Qualifying - 2**  
**Best 5 Lap Times**



Cls	N°	Driver	Nat	Cat	Cls	Team	Nat	Vehicle	Best 1		Best 2		Best 3		Best 4		Best 5	
									Time	Lap	Time	Lap	Time	Lap	Time	Lap	Time	Lap
1	127	VOLT		R	1	ALM Motorsport		Honda Civic Type R	1:56.758	4	1:57.455	3	1:57.685	2	2:04.688	5		
2	22	PAUWELS		R	2	Comtoy Racing		Audi RS 3 LMS TCR	1:57.263	4	1:57.396	3	1:59.499	2	2:41.044	5		
3	8	BALDAN		D	1	Comtoy		Audi RS 3 LMS TCR	1:57.275	4	1:57.494	2	1:59.507	3	2:42.847	5		
4	11	DAVIDOVSKI		D	2	Comtoy		Audi RS 3 LMS TCR	1:57.289	2	1:57.483	3	1:58.093	5	2:16.489	4	2:47.648	6
5	27	FILIPPI				Comtoy		Audi RS 3 LMS TCR	1:57.299	3	1:57.589	4	1:58.380	2	2:25.219	5		
6	39	BROWN				Comtoy Racing		Audi RS 3 LMS TCR	1:57.889	4	1:58.714	2	2:05.342	3	2:19.948	5		
7	10	ANDERSSON		R	3	MA:GP		Lynk & Co 03 TCR	1:58.341	2	1:59.392	4	2:01.203	3	2:18.747	5		
8	34	CORONEL		D	3	Comtoy Racing		Audi RS 3 LMS TCR	1:58.470	2	1:58.872	4	1:59.756	3	2:12.000	5		
9	84	SCAMARDI				Aggressive Team Italia		Hyundai Elantra N	1:58.862	4	1:58.961	5	1:59.125	3	2:21.479	6		
10	3	GHERMANDI		D	4	LEMA Racing		Audi RS 3 LMS TCR	1:59.596	5	1:59.736	3	2:00.134	2	2:02.636	4	2:41.507	6
11	7	TKACHENKO		R	4	Volcano Motorsport		Audi RS 3 LMS TCR	2:00.281	5	2:00.496	3	2:01.652	4	2:12.061	2	2:55.225	6
12	44	JELMINI				PMA Motorsport		Audi RS 3 LMS TCR										



# Autodromo Nazionale Monza


## TCR Europe

### Qualifying - 2

#### Best 5 Top Speeds




Clas	N°	Driver	Nat	Cat	Cls	Team	Nat	Vehicle	Top 1		Top 2		Top 3		Top 4		Top 5		Avg
									Km/h	Lap	Km/h	Lap	Km/h	Lap	Km/h	Lap	Km/h	Lap	
1	127	VOLT		R	1	ALM Motorsport		Honda Civic Type R	253.5	4	252.9	5	252.3	2	251.7	3	184.3	1	238.9
2	22	PAUWELS		R	2	Comtoy Racing		Audi RS 3 LMS TCR	252.3	3	250.5	4	248.8	2	162.4	1	144.5	5	211.7
3	11	DAVIDOVSKI		D	1	Comtoy		Audi RS 3 LMS TCR	251.1	3	250.5	2	250.5	4	248.8	5	181.5	1	236.5
4	27	FILIPPI				Comtoy		Audi RS 3 LMS TCR	251.1	4	250.0	3	249.4	5	242.1	2	184.3	1	235.4
5	44	JELMINI				PMA Motorsport		Audi RS 3 LMS TCR	251.1	2	164.3	1							207.7
6	8	BALDAN		D	2	Comtoy		Audi RS 3 LMS TCR	250.0	4	249.4	3	248.8	2	168.4	5	161.6	1	215.6
7	10	ANDERSSON		R	3	MA:GP		Lynk & Co 03 TCR	250.0	3	248.2	5	247.1	4	244.3	2	178.5	1	233.6
8	34	CORONEL		D	3	Comtoy Racing		Audi RS 3 LMS TCR	250.0	5	249.4	3	249.4	4	247.1	2	190.8	1	237.3
9	39	BROWN				Comtoy Racing		Audi RS 3 LMS TCR	248.8	4	247.1	2	236.3	3	228.3	5	165.1	1	225.1
10	84	SCAMARDI				Aggressive Team Italia		Hyundai Elantra N TCR	246.0	3	246.0	4	245.4	5	243.7	2	195.6	6	235.3
11	7	TKACHENKO		R	4	Volcano Motorsport		Audi RS 3 LMS TCR	243.7	4	239.4	3	238.4	2	238.4	5	197.0	6	231.4
12	3	GHERMANDI		D	4	LEMA Racing		Audi RS 3 LMS TCR	242.1	5	241.6	4	240.5	6	238.9	3	235.8	2	239.8



Autodromo Nazionale Monza  
 TCR Europe  
 Qualifying - 2  
 Fastest Laps Sequence



Lap	Time of Day	Session Time	N° Driver	Nat	Cat	Team	Nat	Vehicle	Time	Km/h
2	13:21:21.886	56:21.886	8 BALDAN	ITA	D	Comtoyou	BEL	Audi RS 3 LMS	1:57.494	177.4
2	13:22:01.457	57:01.457	11 DAVIDOVSKI	MKD	D	Comtoyou	BEL	Audi RS 3 LMS	1:57.289	177.8
4	13:25:17.758	1:00:17.758	22 PAUWELS	BEL	R	Comtoyou Racing	BEL	Audi RS 3 LMS	1:57.263	177.8
4	13:25:29.067	1:00:29.067	127 VOLT	EST	R	ALM Motorsport	EST	Honda Civic Type R	1:56.758	178.6




**Autodromo Nazionale Monza**  
**TCR Europe**  
**Qualifying - 2**  
**Event Best Maximum Speed**




N°	Driver	Nat	Cat	Clas	Team	Nat	Vehicle	Km/h	Session
127	VOLT		R	1	ALM Motorsport		Honda Civic Type R	253.5	Qualifying - 2
22	PAUWELS		R	2	Comtoy Racing		Audi RS 3 LMS	252.3	Qualifying - 2
44	JELMINI				PMA Motorsport		Audi RS 3 LMS	251.7	Qualifying - 1
8	BALDAN		D	1	Comtoy		Audi RS 3 LMS	251.1	Qualifying - 1
11	DAVIDOVSKI		D	2	Comtoy		Audi RS 3 LMS	251.1	Qualifying - 2
27	FILIPPI				Comtoy		Audi RS 3 LMS	251.1	Qualifying - 2
10	ANDERSSON		R	3	MA:GP		Lynk & Co 03 TCR	250.0	Qualifying - 2
34	CORONEL		D	3	Comtoy Racing		Audi RS 3 LMS	250.0	Qualifying - 2
264	LOSONCZY		R	4	Aggressive Team Italia		Hyundai Elantra N	249.4	Qualifying - 1
39	BROWN				Comtoy Racing		Audi RS 3 LMS	248.8	Qualifying - 2
84	SCAMARDI				Aggressive Team Italia		Hyundai Elantra N	247.1	Qualifying - 1
7	TKACHENKO		R	5	Volcano Motorsport		Audi RS 3 LMS	247.1	Qualifying - 1
3	GHERMANDI		D	4	LEMA Racing		Audi RS 3 LMS	246.5	Qualifying - 1
29	PEKLIN		R	6	Volcano Motorsport		Audi RS 3 LMS	239.4	Qualifying - 1



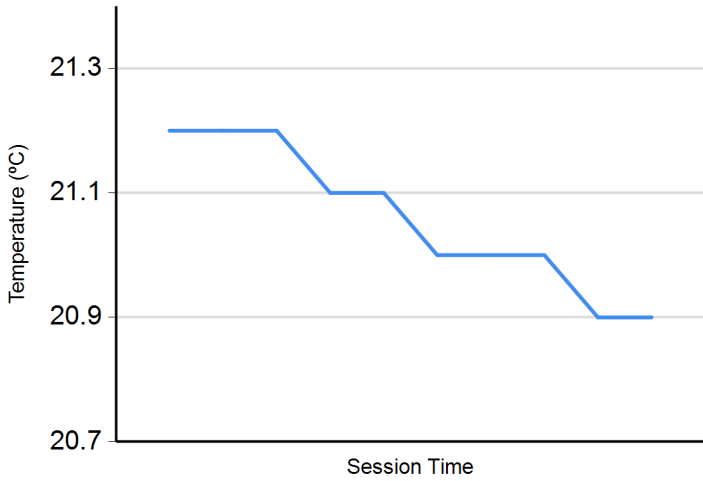


Autodromo Nazionale Monza  
TCR Europe  
Qualifying - 2  
Pit Stop Analysis

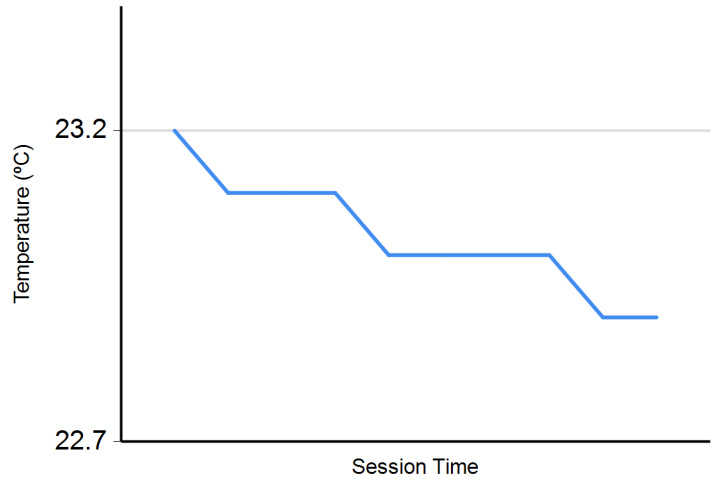




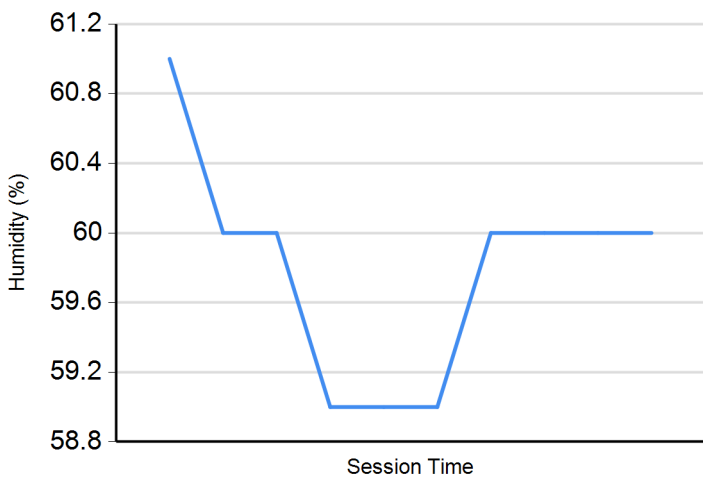
**Air Temperature**



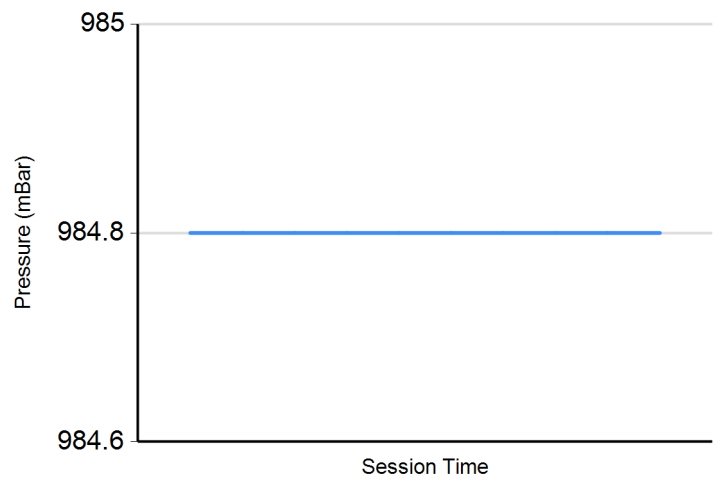
**Track Temperature**



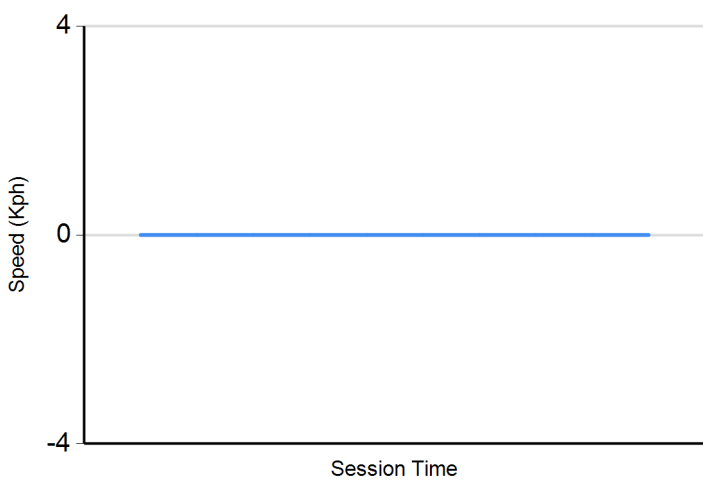
**Humidity**



**Pressure**



**Wind Speed**



**Wind direction**

