



Autodromo Nazionale Monza
TCR Europe
Qualifying - 1
Provisional Results



Clas	Nº	Driver	Nat	Cat	Clas	Team	Nat	Vehicle	Laps	Best	Time	Gap	Interval	Km/h
1	44	JELMINI	ITA			PMA Motorsport	ITA	Audi RS 3 LMS TCR	9	8	1:57.464			177.5
2	8	BALDAN	ITA	D	1	Comtoyou	BEL	Audi RS 3 LMS TCR	10	9	1:57.772	0.308	0.308	177.0
3	22	PAUWELS	BEL	R	1	Comtoyou Racing	BEL	Audi RS 3 LMS TCR	11	10	1:57.984	0.520	0.212	176.7
4	11	DAVIDOVSKI	MDA	D	2	Comtoyou	BEL	Audi RS 3 LMS TCR	8	7	1:58.107	0.643	0.123	176.5
5	39	BROWN	GBR			Comtoyou Racing	BEL	Audi RS 3 LMS TCR	10	9	1:58.201	0.737	0.094	176.4
6	127	VOLT	EST	R	2	ALM Motorsport	EST	Honda Civic Type R	7	6	1:58.315	0.851	0.114	176.2
7	10	ANDERSSON	SWE	R	3	MA:GP	SWE	Lynk & Co 03 TCR	9	8	1:58.499	1.035	0.184	175.9
8	34	CORONEL	NLD	D	3	Comtoyou Racing	BEL	Audi RS 3 LMS TCR	10	8	1:58.550	1.086	0.051	175.9
9	27	FILIPPI	FRA			Comtoyou	BEL	Audi RS 3 LMS TCR	11	8	1:58.629	1.165	0.079	175.7
10	84	SCAMARDI	BEL			Aggressive Team Italia	ITA	Hyundai Elantra N TCR	9	8	1:59.220	1.756	0.591	174.9
11	3	GHERMANDI	ITA	D	4	LEMA Racing	SVK	Audi RS 3 LMS TCR	10	9	1:59.283	1.819	0.063	174.8
12	7	TKACHENKO	UKR	R	4	Volcano Motorsport	ESP	Audi RS 3 LMS TCR	10	9	2:00.390	2.926	1.107	173.2
13	29	PEKLIN	UKR	R	5	Volcano Motorsport	ESP	Audi RS 3 LMS TCR	9	8	2:01.407	3.943	1.017	171.7
14	264	LOSONCZY	HUN	R	6	Aggressive Team Italia	ITA	Hyundai Elantra N TCR	3	0	9:46:39.000	9:44:41.5	9:44:37.5	00.0

*** PENALTIES**

CAR 29 TIME 3:52.230 DELETED CUTTING T 4-5

CAR 29 TIME 3:52.230 DELETED CUTTING T 2**

CAR 7 TIME 2:01.066 DELETED CUTTING T 4-5

CAR 264 ALL TIMES CANCELLED FOR CAUSING A RED FLAG

CAR 3 TIME 2:28.060 DELETED CUTTING T 1-2

CAR 44 TIME 2:17.425 DELETED CUTTING T 4-5

Published at:.....

Track Temp: 23.3 °C Air Temp: 21.5 °C Humidity: 61 % Track Status: WET

Race Director:

Timekeeper:

Luis Garcia
 JOB-1605-ESP/M





Autodromo Nazionale Monza

TCR Europe

Qualifying - 1

Provisional Results by Category



Clas	Nº	Driver	Nat	Cat	Clas	Team	Nat	Vehicle	Laps	Best	Time	Gap	Interval	Km/h
1	44	JELMINI	ITA			PMA Motorsport	ITA	Audi RS 3 LMS TCR	9	8	1:57.464			177.5
2	39	BROWN	GBR			Comtoyou Racing	BEL	Audi RS 3 LMS TCR	10	9	1:58.201	0.737	0.737	176.4
3	27	FILIPPI	FRA			Comtoyou	BEL	Audi RS 3 LMS TCR	11	8	1:58.629	1.165	0.428	175.7
4	84	SCAMARDI	BEL			Aggressive Team Italia	ITA	Hyundai Elantra N TCR	9	8	1:59.220	1.756	0.591	174.9

Rookie

Clas	Nº	Driver	Nat	Cat	Clas	Team	Nat	Vehicle	Laps	Best	Time	Gap	Interval	Km/h
1	22	PAUWELS	BEL	R	1	Comtoyou Racing	BEL	Audi RS 3 LMS TCR	11	10	1:57.984			176.7
2	127	VOLT	EST	R	2	ALM Motorsport	EST	Honda Civic Type R	7	6	1:58.315	0.331	0.331	176.2
3	10	ANDERSSON	SWE	R	3	MA:GP	SWE	Lynk & Co 03 TCR	9	8	1:58.499	0.515	0.184	175.9
4	7	TKACHENKO	UKR	R	4	Volcano Motorsport	ESP	Audi RS 3 LMS TCR	10	9	2:00.390	2.406	1.891	173.2
5	29	PEKLIN	UKR	R	5	Volcano Motorsport	ESP	Audi RS 3 LMS TCR	9	8	2:01.407	3.423	1.017	171.7
6	264	LOSONCZY	HUN	R	6	Aggressive Team Italia	ITA	Hyundai Elantra N TCR	3	0	9:46:39.000	9:44:41.0	9:44:37.5	00.0

D

Clas	Nº	Driver	Nat	Cat	Clas	Team	Nat	Vehicle	Laps	Best	Time	Gap	Interval	Km/h
1	8	BALDAN	ITA	D	1	Comtoyou	BEL	Audi RS 3 LMS TCR	10	9	1:57.772			177.0
2	11	DAVIDOVSKI	HRV	D	2	Comtoyou	BEL	Audi RS 3 LMS TCR	8	7	1:58.107	0.335	0.335	176.5
3	34	CORONEL	HND	D	3	Comtoyou Racing	BEL	Audi RS 3 LMS TCR	10	8	1:58.550	0.778	0.443	175.9
4	3	GHERMANDI	ITA	D	4	LEMA Racing	SVK	Audi RS 3 LMS TCR	10	9	1:59.283	1.511	0.733	174.8

*** PENALTIES**

CAR 29 TIME 3:52.230 DELETED CUTTING T 4-5

CAR 29 TIME 3:52.230 DELETED CUTTING T 2**

CAR 7 TIME 2:01.066 DELETED CUTTING T 4-5

CAR 264 ALL TIMES CANCELLED FOR CAUSING A RED FLAG

CAR 3 TIME 2:28.060 DELETED CUTTING T 1-2

CAR 44 TIME 2:17.425 DELETED CUTTING T 4-5

Published at:.....

Track Temp: 23.3 °C Air Temp: 21.5 °C Humidity: 61 % Track Status: WET

Race Director:

Timekeeper:

Luis Garcia
JOB-1605-ESP/M





Autodromo Nazionale Monza

TCR Europe Qualifying - 1 Lap Analysis



3 Giacomo Ghermandi Audi RS 3 LMS TCR **11** Viktor Davidovski Audi RS 3 LMS TCR

D LEMA Racing							D Comtoyoy								
Lap	D	Time	Sector 1	Sector 2	Sector 3	T. Spd	Elapsed	Lap	D	Time	Sector 1	Sector 2	Sector 3	T. Spd	Elapsed
1		12:14:44.483	12:13:12.246	46.090	46.147	146.1	12:14:44.483	1		12:14:36.541 P	12:12:59.061	46.571	50.909	150.0	12:14:36.541
2		2:03.924	38.590	41.405	43.929	228.8	12:16:48.407	2		3:41.130	2:17.290	42.250	41.590	190.1	12:18:17.671
3		2:00.998	38.799	41.100	41.099	233.7	12:18:49.405	3		1:58.652	37.695	40.557	40.400	248.8	12:20:16.323
4		2:20.625 P	38.349	40.728	1:01.548	243.2	12:21:10.030	4		3:18.821 P	53.293	1:05.170	1:20.358	183.6	12:23:35.144
5		41:28.161	39:59.063	44.427	44.671	138.1	13:02:38.191	5		45:41.447	44:15.646	43.813	41.988	124.4	13:09:16.591
6		2:02.889	38.936	41.018	42.935	226.4	13:04:41.080	6		2:05.156	37.702	40.260	47.194	249.4	13:11:21.747
7		2:00.301	38.334	40.726	41.241	235.8	13:06:41.381	7		1:58.107	37.407	40.088	40.612	248.8	13:13:19.854
8		1:59.906	38.071	40.787	41.048	243.7	13:08:41.287	8		2:09.695 P	40.289	40.966	48.440	203.3	13:15:29.549
9		1:59.283	37.978	40.480	40.825	246.5	13:10:40.570	22 Kobe Pauwels Audi RS 3 LMS TCR							
10		2:28.060 P	43.876	47.661	56.523	244.3	13:13:08.630	Rookie Comtoyoy Racing							

Rookie Volcano Motorsport							Rookie Comtoyoy Racing								
Lap	D	Time	Sector 1	Sector 2	Sector 3	T. Spd	Elapsed	Lap	D	Time	Sector 1	Sector 2	Sector 3	T. Spd	Elapsed
1		12:14:26.084	12:12:57.792	44.684	43.608	147.5	12:14:26.084	1		12:14:26.084	12:12:57.792	44.684	43.608	147.5	12:14:26.084
2		2:00.508	38.185	41.252	41.071	246.0	12:16:26.592	2		2:00.508	38.185	41.252	41.071	246.0	12:16:26.592
3		1:59.007	37.918	40.691	40.398	248.8	12:18:25.599	3		1:59.007	37.918	40.691	40.398	248.8	12:18:25.599
4		1:58.607	37.820	40.409	40.378	251.1	12:20:24.206	4		1:58.607	37.820	40.409	40.378	251.1	12:20:24.206
5		4:41.135 P	1:24.614	1:24.469	1:52.052	83.2	12:25:05.341	5		4:41.135 P	1:24.614	1:24.469	1:52.052	83.2	12:25:05.341
6		38:49.597 P	37:02.428	45.456	1:01.713	159.7	13:03:54.938	6		38:49.597 P	37:02.428	45.456	1:01.713	159.7	13:03:54.938
7		3:10.565	1:46.937	42.260	41.368	191.1	13:07:05.503	7		3:10.565	1:46.937	42.260	41.368	191.1	13:07:05.503
8		1:58.869	37.893	40.518	40.458	247.1	13:09:04.372	8		1:58.869	37.893	40.518	40.458	247.1	13:09:04.372
9		1:58.568	37.631	40.448	40.489	250.5	13:11:02.940	9		1:58.568	37.631	40.448	40.489	250.5	13:11:02.940
10		1:57.984	37.534	40.230	40.220	250.0	13:13:00.924	10		1:57.984	37.534	40.230	40.220	250.0	13:13:00.924
11		2:15.766 P	40.448	42.989	52.329	199.6	13:15:16.690	27 John Filippi Audi RS 3 LMS TCR							

D Comtoyoy							Comtoyoy								
Lap	D	Time	Sector 1	Sector 2	Sector 3	T. Spd	Elapsed	Lap	D	Time	Sector 1	Sector 2	Sector 3	T. Spd	Elapsed
1		12:14:37.678 P	12:13:02.535	44.209	50.934	158.1	12:14:37.678	1		12:14:32.223 P	12:12:56.015	44.770	51.438	162.8	12:14:32.223
2		3:53.194	2:29.769	41.874	41.551	153.1	12:18:30.872	2		3:57.612	2:33.768	42.283	41.561	124.1	12:18:29.835
3		1:58.699	37.719	40.703	40.277	247.1	12:20:29.571	3		1:59.020	38.067	40.449	40.504	241.6	12:20:28.855
4		4:47.824 P	1:25.583	1:25.198	1:57.043	69.7	12:25:17.395	4		4:44.914 P	1:24.481	1:25.126	1:55.307	69.7	12:25:13.769
5		37:07.602	35:42.536	42.925	42.141	152.7	13:02:24.997	5		37:08.411	35:42.405	43.471	42.535	168.7	13:02:22.180
6		1:59.937	38.180	41.050	40.707	227.3	13:04:24.934	6		2:00.666	38.494	41.213	40.959	226.8	13:04:22.846
7		2:00.813	37.718	40.252	42.843	243.7	13:06:25.747	7		1:59.361	38.441	40.343	40.577	220.8	13:06:22.207
8		2:00.584	38.893	40.846	40.845	231.7	13:08:26.331	8		1:58.629	38.015	40.210	40.404	225.9	13:08:20.836
9		1:57.772	37.538	40.255	39.979	247.7	13:10:24.103	9		2:00.042	38.562	40.805	40.675	218.1	13:10:20.878
10		2:04.384 P	37.370	40.074	46.940	251.1	13:12:28.487	10		1:59.317	37.742	40.116	41.459	241.0	13:12:20.195
11		2:28.449 P	50.720	44.253	53.476	130.4	13:14:48.644	29 Ivan Peklin Audi RS 3 LMS TCR							

Rookie MA:GP							Rookie Volcano Motorsport								
Lap	D	Time	Sector 1	Sector 2	Sector 3	T. Spd	Elapsed	Lap	D	Time	Sector 1	Sector 2	Sector 3	T. Spd	Elapsed
1		12:15:09.488 P	12:13:34.136	44.129	51.223	155.6	12:15:09.488	1		12:14:44.772 P	12:13:04.976	46.955	52.841	132.6	12:14:44.772
2		4:10.438	2:46.702	41.919	41.817	180.6	12:19:19.926	2		3:52.230	2:24.222	44.149	43.859	160.2	12:18:37.002
3		3:17.145 P	38.772	51.614	1:46.759	241.6	12:22:37.071	3		2:18.669 P	38.116	40.978	59.575	239.4	12:20:55.671
4		40:00.323	38:31.545	44.066	44.712	142.6	13:02:37.394	4		41:32.130	40:06.082	43.655	42.393	151.6	13:02:27.801
5		2:01.711	39.149	41.224	41.338	213.8	13:04:39.105	5		2:10.796 P	38.367	41.393	51.036	225.4	13:04:38.597
6		1:59.545	38.471	40.225	40.849	236.8	13:06:38.650	6		3:49.802	2:26.770	41.188	41.844	179.4	13:08:28.399
7		1:59.245	38.212	40.191	40.842	238.9	13:08:37.895	7		2:05.005	37.949	40.749	46.307	233.2	13:10:33.404
8		1:58.499	38.224	39.962	40.313	240.5	13:10:36.394	8		2:01.407	39.695	40.897	40.815	226.8	13:12:34.811
9		2:12.203 P	38.125	39.863	54.215	240.0	13:12:48.597	9		2:28.729 P	44.264	45.809	58.656	226.4	13:15:03.540





Autodromo Nazionale Monza

TCR Europe Qualifying - 1 Lap Analysis



34 Tom Coronel Audi RS 3 LMS TCR **127** Ruben Volt Honda Civic Type R FL5 TCR
 D Comtoy Racing Rookie ALM Motorsport

Lap	D	Time	Sector 1	Sector 2	Sector 3	T. Spd	Elapsed	Lap	D	Time	Sector 1	Sector 2	Sector 3	T. Spd	Elapsed
1		12:14:51.270 P	12:13:13.469	45.019	52.782	165.3	12:14:51.270	1		12:15:32.134	12:14:03.411	43.390	45.333	183.3	12:15:32.134
2		4:01.948	2:40.182	40.848	40.918	192.5	12:18:53.218	2		1:59.398	37.868	40.526	41.004	250.5	12:17:31.532
3		3:02.976 P	37.783	40.304	1:44.889	247.1	12:21:56.194	3		1:58.676	37.948	40.291	40.437	250.5	12:19:30.208
4		40:22.918	38:57.294	43.116	42.508	183.9	13:02:19.112	4		3:11.805 P	37.762	55.232	1:38.811	251.1	12:22:42.013
5		2:02.022	38.627	41.726	41.669	216.4	13:04:21.134	5		48:04.815	46:38.709	42.716	43.390	108.3	13:10:46.828
6		2:00.341	38.577	40.748	41.016	219.0	13:06:21.475	6		1:58.315	37.820	39.921	40.574	249.4	13:12:45.143
7		1:59.122	37.983	40.390	40.749	237.3	13:08:20.597	7		2:15.687 P	38.145	41.884	55.658	247.1	13:15:00.830
8		1:58.550	37.735	40.229	40.586	244.8	13:10:19.147	264 Levente Losonczy Hyundai Elantra N TCR							
9		2:01.379	37.787	40.312	43.280	246.5	13:12:20.526	Rookie Aggressive Team Italia							
10		2:39.440 P	56.402	46.073	56.965	127.8	13:14:59.966								

39 Lewis Brown Audi RS 3 LMS TCR
 Comtoy Racing

Lap	D	Time	Sector 1	Sector 2	Sector 3	T. Spd	Elapsed	Lap	D	Time	Sector 1	Sector 2	Sector 3	T. Spd	Elapsed
1		12:14:42.619 P	12:13:02.645	46.062	53.912	151.6	12:14:42.619	1		42:14:41.409	12:13:08.006	47.839	45.564	129.6	12:14:41.409
2		4:08.276	2:31.161	49.959	47.156	180.9	12:18:50.895	2		4:59.989	38.418	40.853	40.718	238.4	12:16:41.398
3		2:20.861 P	37.910	41.100	1:01.851	247.7	12:21:11.756	3		4:59.244	38.177	40.510	40.554	237.3	12:18:40.639
4		41:14.291	39:46.710	44.889	42.692	164.1	13:02:26.047	4			37.714	40.009		249.4	
5		2:00.312	38.153	41.136	41.023	235.8	13:04:26.359								
6		1:59.071	37.679	40.537	40.855	241.0	13:06:25.430								
7		1:58.718	37.656	40.395	40.667	248.2	13:08:24.148								
8		1:58.752	37.657	40.513	40.582	246.5	13:10:22.900								
9		1:58.201	37.556	40.149	40.496	248.2	13:12:21.101								
10		2:30.283 P	50.838	45.303	54.142	126.1	13:14:51.384								

44 Felice Jelmini Audi RS 3 LMS TCR
 PMA Motorsport

Lap	D	Time	Sector 1	Sector 2	Sector 3	T. Spd	Elapsed
1		12:14:52.106 P	12:13:11.424	45.589	55.093	144.1	12:14:52.106
2		3:55.677	2:24.798	47.098	43.781	190.4	12:18:47.783
3		2:14.137 P	37.688	40.199	56.250	251.7	12:21:01.920
4		41:30.703	40:04.666	39.309	46.728	147.3	13:02:32.623
5		1:58.651	38.003	40.238	40.410	241.6	13:04:31.274
6		1:58.289	37.737	40.204	40.348	246.0	13:06:29.563
7		1:57.766	37.657	40.014	40.095	248.8	13:08:27.329
8		1:57.464	37.383	39.989	40.092	248.2	13:10:24.793
9		2:17.425 P	38.985	44.076	54.364	251.7	13:12:42.218

84 Giovanni Scamardi Hyundai Elantra N TCR
 Aggressive Team Italia

Lap	D	Time	Sector 1	Sector 2	Sector 3	T. Spd	Elapsed
1		12:14:43.171	12:13:08.996	47.378	46.797	140.0	12:14:43.171
2		2:00.624	38.844	40.972	40.808	236.3	12:16:43.795
3		1:59.935	38.281	40.691	40.963	246.0	12:18:43.730
4		2:13.867 P	38.497	40.418	54.952	247.1	12:20:57.597
5		41:35.936	40:08.702	43.210	44.024	140.4	13:02:33.533
6		2:01.063	38.676	41.147	41.240	237.3	13:04:34.596
7		1:59.737	38.444	40.678	40.615	244.3	13:06:34.333
8		1:59.220	38.287	40.400	40.533	244.8	13:08:33.553
9		2:07.042 P	38.591	40.766	47.685	243.2	13:10:40.595



Autodromo Nazionale Monza

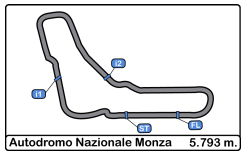
TCR Europe

Qualifying - 1

Best Sectors Results



Sector - 1			Sector - 2			Sector - 3			Ideal Lap vs Best Lap						
Clas	Nº	Driver	Time	Nº	Driver	Time	Nº	Driver	Time	Clas	Nº	Driver	Ideal Lap	Best Lap	Clas
1	8	Nicola Baldan	37.370	44	Felice Jelmini	39.309	8	Nicola Baldan	39.979	1	44	JELMINI	1:56.784	1:57.464	1
2	44	Felice Jelmini	37.383	10	Viktor Andersson	39.863	44	Felice Jelmini	40.092	2	8	BALDAN	1:57.423	1:57.772	2
3	11	Viktor Davidovski	37.407	127	Ruben Volt	39.921	22	Kobe Pauwels	40.220	3	11	DAVIDOVSKI	1:57.895	1:58.107	4
4	22	Kobe Pauwels	37.534	264	Levente Losonczy	40.009	10	Viktor Andersson	40.313	4	22	PAUWELS	1:57.984	1:57.984	3
5	39	Lewis Brown	37.556	8	Nicola Baldan	40.074	11	Viktor Davidovski	40.400	5	127	VOLT	1:58.120	1:58.315	6
6	26	Levente Losonczy	37.714	11	Viktor Davidovski	40.088	27	John Filippi	40.404	6	39	BROWN	1:58.201	1:58.201	5
7	34	Tom Coronel	37.735	27	John Filippi	40.116	127	Ruben Volt	40.437	7	27	FILIPPI	1:58.262	1:58.629	9
8	27	John Filippi	37.742	39	Lewis Brown	40.149	39	Lewis Brown	40.496	8	264	LOSONCZY	1:58.277	Transpo	14
9	7	Daniel Tkachenko	37.745	34	Tom Coronel	40.229	84	Giovanni Scamardi	40.533	9	10	ANDERSSON	1:58.301	1:58.499	7
10	12	Ruben Volt	37.762	22	Kobe Pauwels	40.230	264	Levente Losonczy	40.554	10	34	CORONEL	1:58.550	1:58.550	8
11	29	Ivan Peklin	37.949	84	Giovanni Scamardi	40.400	34	Tom Coronel	40.586	11	84	SCAMARDI	1:59.214	1:59.220	10
12	3	Giacomo Ghermandi	37.978	3	Giacomo Ghermandi	40.480	29	Ivan Peklin	40.815	12	3	GHERMANDI	1:59.283	1:59.283	11
13	10	Viktor Andersson	38.125	29	Ivan Peklin	40.749	3	Giacomo Ghermandi	40.825	13	29	PEKLIN	1:59.513	2:01.407	13
14	84	Giovanni Scamardi	38.281	7	Daniel Tkachenko	41.014	7	Daniel Tkachenko	41.290	14	7	TKACHENKO	2:00.049	2:00.390	12



Autodromo Nazionale Monza


TCR Europe

Qualifying - 1

Best 5 Lap Times



Cls	N°	Driver	Nat	Cat	Cls	Team	Nat	Vehicle	Best 1		Best 2		Best 3		Best 4		Best 5	
									Time	Lap	Time	Lap	Time	Lap	Time	Lap	Time	Lap
1	44	JELMINI				PMA Motorsport		Audi RS 3 LMS TCR	1:57.464	8	1:57.766	7	1:58.289	6	1:58.651	5	3:55.677	2
2	8	BALDAN		D	1	Comtoyoyou		Audi RS 3 LMS TCR	1:57.772	9	1:59.937	6	2:00.584	8	2:00.813	7	2:04.384	10
3	22	PAUWELS		R	1	Comtoyoyou Racing		Audi RS 3 LMS TCR	1:57.984	10	1:58.568	9	1:58.869	8	1:59.007	3	2:00.508	2
4	11	DAVIDOVSKI		D	2	Comtoyoyou		Audi RS 3 LMS TCR	1:58.107	7	1:58.652	3	2:05.156	6	2:09.695	8	3:41.130	2
5	39	BROWN				Comtoyoyou Racing		Audi RS 3 LMS TCR	1:58.201	9	1:58.718	7	1:58.752	8	1:59.071	6	2:00.312	5
6	127	VOLT		R	2	ALM Motorsport		Honda Civic Type R	1:58.315	6	1:58.676	3	1:59.398	2	2:15.687	7	48:04.81	5
7	10	ANDERSSON		R	3	MA:GP		Lynk & Co 03 TCR	1:58.499	8	1:59.245	7	1:59.545	6	2:01.711	5	2:12.203	9
8	34	CORONEL		D	3	Comtoyoyou Racing		Audi RS 3 LMS TCR	1:58.550	8	1:59.122	7	2:00.341	6	2:01.379	9	2:02.022	5
9	27	FILIPPI				Comtoyoyou		Audi RS 3 LMS TCR	1:58.629	8	1:59.317	10	1:59.361	7	2:00.042	9	2:00.666	6
10	84	SCAMARDI				Aggressive Team Italia		Hyundai Elantra N	1:59.220	8	1:59.737	7	1:59.935	3	2:00.624	2	2:01.063	6
11	3	GHERMANDI		D	4	LEMA Racing		Audi RS 3 LMS TCR	1:59.283	9	1:59.906	8	2:00.301	7	2:00.998	3	2:02.889	6
12	7	TKACHENKO		R	4	Volcano Motorsport		Audi RS 3 LMS TCR	2:00.390	9	2:00.535	6	2:12.191	7	2:15.601	8	2:22.926	10
13	29	PEKLIN		R	5	Volcano Motorsport		Audi RS 3 LMS TCR	2:01.407	8	2:05.005	7	2:10.796	5	2:28.729	9	3:49.802	6
14	264	LOSONCZY		R	6	Aggressive Team Italia		Hyundai Elantra N										



Autodromo Nazionale Monza

TCR Europe

Qualifying - 1

Best 5 Top Speeds



Autodromo Nazionale Monza 5.793 m.

Clas	N°	Driver	Nat	Cat	Cls	Team	Nat	Vehicle	Top 1		Top 2		Top 3		Top 4		Top 5		Avg
									Km/h	Lap	Km/h	Lap	Km/h	Lap	Km/h	Lap	Km/h	Lap	
1	44	JELMINI				PMA Motorsport		Audi RS 3 LMS TCR	251.7	3	251.7	9	248.8	7	248.2	8	246.0	6	249.3
2	8	BALDAN		D	1	Comtoyoy		Audi RS 3 LMS TCR	251.1	10	247.7	9	247.1	3	243.7	7	231.7	8	244.3
3	22	PAUWELS		R	1	Comtoyoy Racing		Audi RS 3 LMS TCR	251.1	4	250.5	9	250.0	10	248.8	3	247.1	8	249.5
4	127	VOLT		R	2	ALM Motorsport		Honda Civic Type R	251.1	4	250.5	2	250.5	3	249.4	6	247.1	7	249.7
5	11	DAVIDOVSKI		D	2	Comtoyoy		Audi RS 3 LMS TCR	249.4	6	248.8	3	248.8	7	203.3	8	190.1	2	228.1
6	264	LOSONCZY		R	3	Aggressive Team Italia		Hyundai Elantra N TCR	249.4	4	238.4	2	237.3	3	129.6	1			213.7
7	39	BROWN				Comtoyoy Racing		Audi RS 3 LMS TCR	248.2	7	248.2	9	247.7	3	246.5	8	241.0	6	246.3
8	7	TKACHENKO		R	4	Volcano Motorsport		Audi RS 3 LMS TCR	247.1	7	244.3	8	243.2	9	238.9	3	233.7	6	241.4
9	34	CORONEL		D	3	Comtoyoy Racing		Audi RS 3 LMS TCR	247.1	3	246.5	9	244.8	8	237.3	7	219.0	6	239.0
10	84	SCAMARDI				Aggressive Team Italia		Hyundai Elantra N TCR	247.1	4	246.0	3	244.8	8	244.3	7	243.2	9	245.1
11	3	GHERMANDI		D	4	LEMA Racing		Audi RS 3 LMS TCR	246.5	9	244.3	10	243.7	8	243.2	4	235.8	7	242.7
12	10	ANDERSSON		R	5	MA:GP		Lynk & Co 03 TCR	241.6	3	240.5	8	240.0	9	238.9	7	236.8	6	239.5
13	27	FILIPPI				Comtoyoy		Audi RS 3 LMS TCR	241.6	3	241.0	10	226.8	6	225.9	8	220.8	7	231.2
14	29	PEKLIN		R	6	Volcano Motorsport		Audi RS 3 LMS TCR	239.4	3	233.2	7	226.8	8	226.4	9	225.4	5	230.3



Autodromo Nazionale Monza
TCR Europe
Qualifying - 1
Fastest Laps Sequence




Lap	Time of Day	Session Time	N° Driver	Nat	Cat	Team	Nat	Vehicle	Time	Km/h
2	12:16:26.592	4:26.592	22 PAUWELS		R	Comtoyou Racing		Audi RS 3 LMS	2:00.508	173.0
2	12:17:31.532	5:31.532	127 VOLT		R	ALM Motorsport		Honda Civic Type R	1:59.398	174.6
3	12:18:25.599	6:25.599	22 PAUWELS		R	Comtoyou Racing		Audi RS 3 LMS	1:59.007	175.2
3	12:19:30.208	7:30.208	127 VOLT		R	ALM Motorsport		Honda Civic Type R	1:58.676	175.7
3	12:20:16.323	8:16.323	11 DAVIDOVSKI		D	Comtoyou		Audi RS 3 LMS	1:58.652	175.7
5	13:04:31.274	52:31.274	44 JELMINI			PMA Motorsport		Audi RS 3 LMS	1:58.651	175.7
6	13:06:29.563	54:29.563	44 JELMINI			PMA Motorsport		Audi RS 3 LMS	1:58.289	176.3
7	13:08:27.329	56:27.329	44 JELMINI			PMA Motorsport		Audi RS 3 LMS	1:57.766	177.0
8	13:10:24.793	58:24.793	44 JELMINI			PMA Motorsport		Audi RS 3 LMS	1:57.464	177.5



Autodromo Nazionale Monza
TCR Europe
Qualifying - 1
Event Best Maximum Speed



N°	Driver	Nat	Cat	Clas	Team	Nat	Vehicle	Km/h	Session
44	JELMINI		ITA		PMA Motorsport		Audi RS 3 LMS	251.7	Qualifying - 1
22	PAUWELS		BEL	R 1	Comtoy Racing		Audi RS 3 LMS	251.1	Qualifying - 1
127	VOLT		EST	R 2	ALM Motorsport		Honda Civic Type R	251.1	Qualifying - 1
8	BALDAN		ITA	D 1	Comtoy		Audi RS 3 LMS	251.1	Qualifying - 1
264	LOSONCZY		HUN	R 3	Aggressive Team Italia		Hyundai Elantra N	249.4	Qualifying - 1
11	DAVIDOVSKI		MKD	D 2	Comtoy		Audi RS 3 LMS	249.4	Qualifying - 1
39	BROWN		GBR		Comtoy Racing		Audi RS 3 LMS	248.2	Qualifying - 1
84	SCAMARDI		BEL		Aggressive Team Italia		Hyundai Elantra N	247.1	Qualifying - 1
34	CORONEL		NLD	D 3	Comtoy Racing		Audi RS 3 LMS	247.1	Qualifying - 1
7	TKACHENKO		UKR	R 4	Volcano Motorsport		Audi RS 3 LMS	247.1	Qualifying - 1
3	GHERMANDI		ITA	D 4	LEMA Racing		Audi RS 3 LMS	246.5	Qualifying - 1
27	FILIPPI		FRA		Comtoy		Audi RS 3 LMS	241.6	Qualifying - 1
10	ANDERSSON		SWE	R 5	MA:GP		Lynk & Co 03 TCR	241.6	Qualifying - 1
29	PEKLIN		UKR	R 6	Volcano Motorsport		Audi RS 3 LMS	239.4	Qualifying - 1



Autodromo Nazionale Monza

TCR Europe

Qualifying - 1

Pit Stop Analysis



3 Giacomo Ghermandi Audi RS 3 LMS TCR
 D LEMA Racing

N°	In Day Time	In Time	Out Time	Pit Time	T. Pit Time	Handicap	Diff.
1	12:21:03.102	12:21:03.102	13:00:26.544	39:23.442	39:23.442		

7 Daniel Tkachenko Audi RS 3 LMS TCR
 Rookie Volcano Motorsport

N°	In Day Time	In Time	Out Time	Pit Time	T. Pit Time	Handicap	Diff.
1	12:14:41.383	12:14:41.383	12:16:25.151	1:43.768	1:43.768		
2	12:20:42.875	12:20:42.875	13:00:20.851	39:37.976	41:21.744		

8 Nicola Baldan Audi RS 3 LMS TCR
 D Comtoyoyu

N°	In Day Time	In Time	Out Time	Pit Time	T. Pit Time	Handicap	Diff.
1	12:14:32.505	12:14:32.505	12:16:27.366	1:54.861	1:54.861		
2	12:25:11.554	12:25:11.554	13:00:18.405	35:06.851	37:01.712		

10 Viktor Andersson Lynk & Co 03 TCR
 Rookie MA:GP

N°	In Day Time	In Time	Out Time	Pit Time	T. Pit Time	Handicap	Diff.
1	12:15:04.282	12:15:04.282	12:17:15.400	2:11.118	2:11.118		
2	12:22:31.681	12:22:31.681	13:00:24.190	37:52.509	40:03.627		

11 Viktor Davidovski Audi RS 3 LMS TCR
 D Comtoyoyu

N°	In Day Time	In Time	Out Time	Pit Time	T. Pit Time	Handicap	Diff.
1	12:14:31.402	12:14:31.402	12:16:14.597	1:43.195	1:43.195		
2	12:23:30.046	12:23:30.046	13:07:03.626	43:33.580	45:16.775		

22 Kobe Pauwels Audi RS 3 LMS TCR
 Rookie Comtoyoyu Racing

N°	In Day Time	In Time	Out Time	Pit Time	T. Pit Time	Handicap	Diff.
1	12:25:00.199	12:25:00.199	13:01:24.134	36:23.935	36:23.935		
2	13:03:49.761	13:03:49.761	13:05:02.176	1:12.415	37:36.350		

27 John Filippi Audi RS 3 LMS TCR
 Comtoyoyu

N°	In Day Time	In Time	Out Time	Pit Time	T. Pit Time	Handicap	Diff.
1	12:14:27.052	12:14:27.052	12:16:24.532	1:57.480	1:57.480		
2	12:25:08.330	12:25:08.330	13:00:15.373	35:07.043	37:04.523		

29 Ivan Peklin Audi RS 3 LMS TCR
 Rookie Volcano Motorsport

N°	In Day Time	In Time	Out Time	Pit Time	T. Pit Time	Handicap	Diff.
1	12:14:39.604	12:14:39.604	12:16:29.076	1:49.472	1:49.472		
2	12:20:49.602	12:20:49.602	13:00:19.628	39:30.026	41:19.498		
3	13:04:33.342	13:04:33.342	13:06:26.773	1:53.431	43:12.929		

34 Tom Coronel Audi RS 3 LMS TCR
 D Comtoyoyu Racing

N°	In Day Time	In Time	Out Time	Pit Time	T. Pit Time	Handicap	Diff.
1	12:14:45.554	12:14:45.554	12:16:52.509	2:06.955	2:06.955		
2	12:21:49.327	12:21:49.327	13:00:13.946	38:24.619	40:31.574		

39 Lewis Brown Audi RS 3 LMS TCR
 Comtoyoyu Racing

N°	In Day Time	In Time	Out Time	Pit Time	T. Pit Time	Handicap	Diff.
1	12:14:37.391	12:14:37.391	12:16:32.401	1:55.010	1:55.010		
2	12:21:04.487	12:21:04.487	13:00:17.198	39:12.711	41:07.721		

44 Felice Jelmini Audi RS 3 LMS TCR
 PMA Motorsport


N°	In Day Time	In Time	Out Time	Pit Time	T. Pit Time	Handicap	Diff.
1	12:14:46.613	12:14:46.613	12:16:37.430	1:50.817	1:50.817		
2	12:20:56.786	12:20:56.786	13:00:25.556	39:28.770	41:19.587		

84 Giovanni Scamardi Hyundai Elantra N TCR
 Aggressive Team Italia

N°	In Day Time	In Time	Out Time	Pit Time	T. Pit Time	Handicap	Diff.
1	12:20:51.866	12:20:51.866	13:00:21.925	39:30.059	39:30.059		

127 Ruben Volt Honda Civic Type R FL5 TCR
 Rookie ALM Motorsport

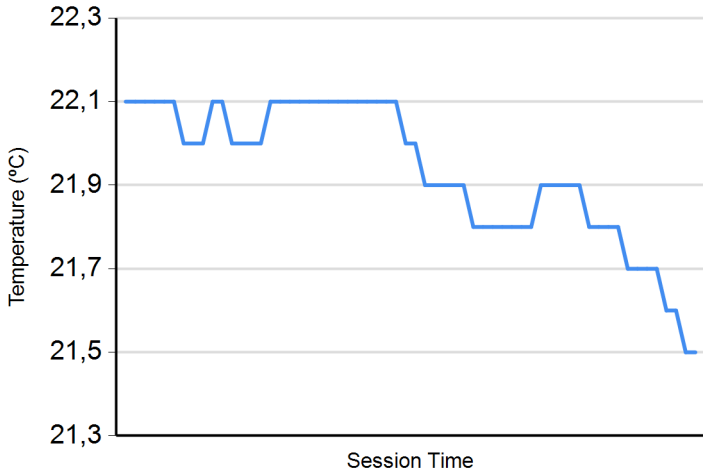
N°	In Day Time	In Time	Out Time	Pit Time	T. Pit Time	Handicap	Diff.
1	12:22:36.442	12:22:36.442	13:08:22.007	45:45.565	45:45.565		



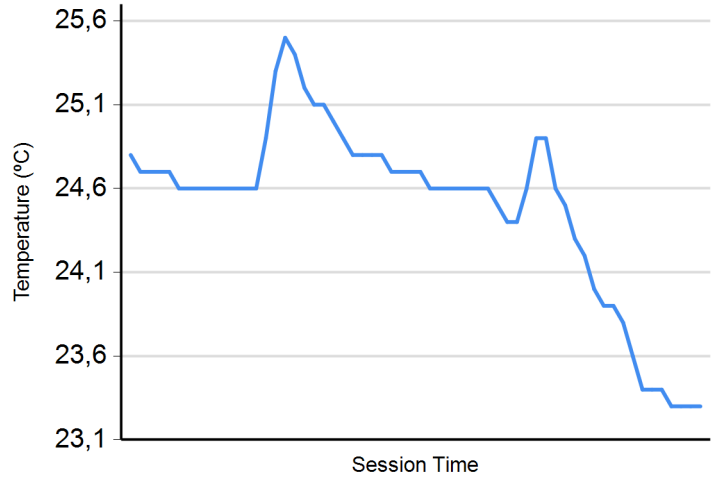
Autodromo Nazionale Monza
TCR Europe
Qualifying - 1
Weather Report



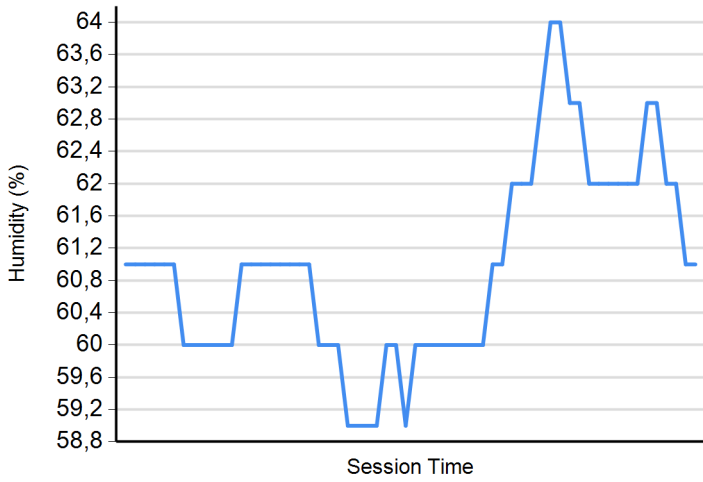
Air Temperature



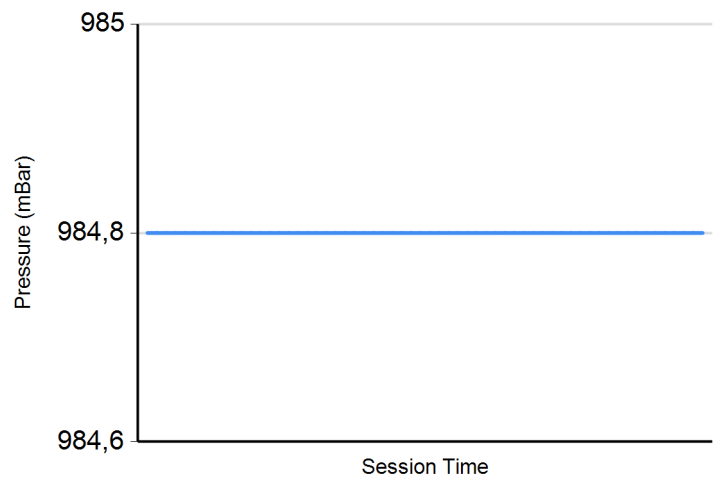
Track Temperature



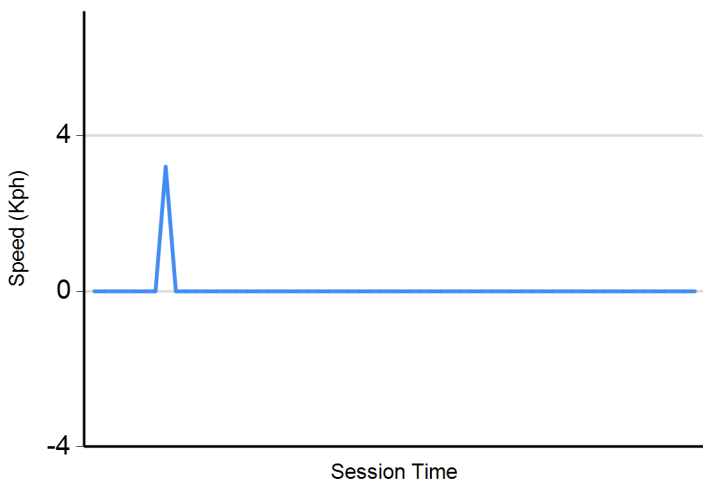
Humidity



Pressure



Wind Speed



Wind direction

