

Autodromo Nazionale Monza

TCR Europe

Free Practice - 1

Provisional Results



Clas	Nº	Driver	Nat	Cat	Clas	Team	Nat	Vehicle	Laps	Best	Time	Gap	Interval	Km/h
1	34	CORONEL		D	1	Comtoyou Racing		Audi RS 3 LMS TCR	12	11	2:12.657			157.2
2	11	DAVIDOVSKI		D	2	Comtoyou		Audi RS 3 LMS TCR	13	12	2:12.814	0.157	0.157	157.0
3	22	PAUWELS		R	1	Comtoyou Racing		Audi RS 3 LMS TCR	13	11	2:13.077	0.420	0.263	156.7
4	39	BROWN				Comtoyou Racing		Audi RS 3 LMS TCR	12	11	2:13.128	0.471	0.051	156.6
5	8	BALDAN		D	3	Comtoyou Racing		Audi RS 3 LMS TCR	12	9	2:13.231	0.574	0.103	156.5
6	27	FILIPPI				Comtoyou		Audi RS 3 LMS TCR	11	10	2:13.236	0.579	0.005	156.5
7	10	ANDERSSON		R	2	MA:GP		Lynk & Co 03 TCR	12	11	2:13.459	0.802	0.223	156.2
8	29	PEKLIN		R	3	Volcano Motorsport		Audi RS 3 LMS TCR	12	11	2:13.907	1.250	0.448	155.7
9	127	VOLT		R	4	ALM Motorsport		Honda Civic Type R	12	11	2:13.959	1.302	0.052	155.6
10	44	JELMINI				PMA Motorsport		Audi RS 3 LMS TCR	12	7	2:14.294	1.637	0.335	155.2
11	3	GHERMANDI		D	4	LEMA Racing		Audi RS 3 LMS TCR	13	12	2:14.804	2.147	0.510	154.7
12	7	TKACHENKO		R	5	Volcano Motorsport		Audi RS 3 LMS TCR	12	10	2:14.830	2.173	0.026	154.6
13	264	LOSONCZY		R	6	Aggressive Team Italia		Hyundai Elantra N TCR	12	10	2:14.925	2.268	0.095	154.5
14	84	SCAMARDI				Aggressive Team Italia		Hyundai Elantra N TCR	13	11	2:15.550	2.893	0.625	153.8

\* PENALTIES

CARS #7 - #8 - #27 - #29 - #34 - #39 - #44 - #84 - #127 - #264 SOME LAP TIMES DELETED DUE TRACK LIMITS

Published at:.....


Track Temp: 20.7 °C Air Temp: 20.4 °C Humidity: 85 % Track Status: WET

Race Director:

Timekeeper:

Luis Garcia  
JOB-1605-ESP/M





**Autodromo Nazionale Monza**  
**TCR Europe**  
**Free Practice - 1**  
**Provisional Results by Category**



Rookie														
Clas	Nº	Driver	Nat	Cat	Clas	Team	Nat	Vehicle	Laps	Best	Time	Gap	Interval	Km/h
1	22	PAUWELS		R	1	Comtoyou Racing		Audi RS 3 LMS TCR	13	11	2:13.077			156.7
2	10	ANDERSSON		R	2	MA:GP		Lynk & Co 03 TCR	12	11	2:13.459	0.382	0.382	156.2
3	29	PEKLIN		R	3	Volcano Motorsport		Audi RS 3 LMS TCR	12	11	2:13.907	0.830	0.448	155.7
4	127	VOLT		R	4	ALM Motorsport		Honda Civic Type R	12	11	2:13.959	0.882	0.052	155.6
5	7	TKACHENKO		R	5	Volcano Motorsport		Audi RS 3 LMS TCR	12	10	2:14.830	1.753	0.871	154.6
6	264	LOSONCZY		R	6	Aggressive Team Italia		Hyundai Elantra N TCR	12	10	2:14.925	1.848	0.095	154.5

D														
Clas	Nº	Driver	Nat	Cat	Clas	Team	Nat	Vehicle	Laps	Best	Time	Gap	Interval	Km/h
1	34	CORONEL		D	1	Comtoyou Racing		Audi RS 3 LMS TCR	12	11	2:12.657			157.2
2	11	DAVIDOVSKI		D	2	Comtoyou		Audi RS 3 LMS TCR	13	12	2:12.814	0.157	0.157	157.0
3	8	BALDAN		D	3	Comtoyou Racing		Audi RS 3 LMS TCR	12	9	2:13.231	0.574	0.417	156.5
4	3	GHERMANDI		D	4	LEMA Racing		Audi RS 3 LMS TCR	13	12	2:14.804	2.147	1.573	154.7
1	39	BROWN				Comtoyou Racing		Audi RS 3 LMS TCR	12	11	2:13.128			156.6
2	27	FILIPPI				Comtoyou		Audi RS 3 LMS TCR	11	10	2:13.236	0.108	0.108	156.5
3	44	JELMINI				PMA Motorsport		Audi RS 3 LMS TCR	12	7	2:14.294	1.166	1.058	155.2
4	84	SCAMARDI				Aggressive Team Italia		Hyundai Elantra N TCR	13	11	2:15.550	2.422	1.256	153.8

**\* PENALTIES**

CARS #7 - #8 - #27 - #29 - #34 - #39 - #44 - #84 - #127 - #264 SOME LAP TIMES DELETED DUE TRACK LIMITS

Published at:.....


Track Temp: 20.7 °C Air Temp: 20.4 °C Humidity: 85 % Track Status: WET

Race Director:

Timekeeper:

Luis Garcia  
 JOB-1605-ESP/M





# Autodromo Nazionale Monza

## TCR Europe

### Free Practice - 1

#### Lap Analysis



3

Giacomo Ghermandi

Audi RS 3 LMS TCR

10

Viktor Andersson

Lynk & Co 03 TCR

D

LEMA Racing

Rookie

MA:GP

Lap	D	Time	Sector 1	Sector 2	Sector 3	T. Spd	Elapsed	Lap	D	Time	Sector 1	Sector 2	Sector 3	T. Spd	Elapsed
1		13:23:20.372	13:21:30.310	54.583	55.479	101.0	13:23:20.372	1		13:23:10.943	13:21:28.711	51.137	51.095	103.4	13:23:10.943
2		2:44.043 P	51.024	49.975	1:03.044	154.2	13:26:04.415	2		2:21.283	44.602	48.247	48.434	197.8	13:25:32.226
3		3:07.122	1:30.532	47.725	48.865	156.9	13:29:11.537	3		2:17.232	42.644	47.362	47.226	196.7	13:27:49.458
4		2:17.727	42.336	47.130	48.261	187.8	13:31:29.264	4		2:15.809	42.070	46.854	46.885	211.7	13:30:05.267
5		2:17.589	42.694	46.786	48.109	191.1	13:33:46.853	5		2:39.116 P	43.657	52.670	1:02.789	205.3	13:32:44.383
6		2:16.380	42.221	46.320	47.839	185.2	13:36:03.233	6		6:04.728	4:27.041	50.247	47.440	151.8	13:38:49.111
7		2:25.120 P	42.049	46.672	56.399	184.6	13:38:28.353	7		2:13.936	41.575	45.916	46.445	211.3	13:41:03.047
8		4:38.450	3:05.013	45.808	47.629	178.5	13:43:06.803	8		2:17.491	41.442	48.571	47.478	216.8	13:43:20.538
9		2:15.534	42.423	45.619	47.492	203.7	13:45:22.337	9		2:36.800 P	52.768	48.028	56.004	220.8	13:45:57.338
10		2:15.825	42.059	46.292	47.474	204.5	13:47:38.162	10		4:02.633	2:27.835	47.484	47.314	130.5	13:49:59.971
11		2:16.178	41.972	46.077	48.129	189.1	13:49:54.340	11		2:13.459	41.592	45.492	46.375	216.0	13:52:13.430
12		2:14.804	42.005	45.556	47.243	198.5	13:52:09.144	12		3:04.441 P	53.968	1:00.939	1:09.534	142.2	13:55:17.871
13		2:29.845 P	42.298	45.649	1:01.898	185.8	13:54:38.989								

7

Daniel Tkachenko

Audi RS 3 LMS TCR

11

Viktor Davidovski

Audi RS 3 LMS TCR

Rookie

Volcano Motorsport

D

Comtoyout

Lap	D	Time	Sector 1	Sector 2	Sector 3	T. Spd	Elapsed	Lap	D	Time	Sector 1	Sector 2	Sector 3	T. Spd	Elapsed
1		13:23:10.445	13:21:24.105	51.959	54.381	87.2	13:23:10.445	1		13:22:49.279	13:21:09.033	50.661	49.585	108.4	13:22:49.279
2		2:29.962	48.167	49.813	51.982	147.1	13:25:40.407	2		2:21.344	43.837	48.211	49.296	168.4	13:25:10.623
3		2:42.506 P	45.807	48.229	1:08.470	190.1	13:28:22.913	3		2:25.436 P	43.159	47.119	55.158	177.0	13:27:36.059
4		3:36.337	2:00.168	48.790	47.379	172.8	13:31:59.250	4		4:02.864	2:21.332	46.542	54.990	170.0	13:31:38.923
5		2:18.983	42.914	47.579	48.490	165.6	13:34:18.233	5		2:15.890	41.640	46.875	47.375	203.3	13:33:54.813
6		2:18.741	44.172	46.251	48.318	214.2	13:36:36.974	6		2:15.560	41.668	46.712	47.180	208.8	13:36:10.373
7		<del>2:17.295</del>	41.804	46.991	48.500	204.5	13:38:54.269	7		2:19.696	41.887	46.840	50.969	205.3	13:38:30.069
8		2:16.573	41.897	46.694	47.982	191.8	13:41:10.842	8		2:24.460 P	42.054	46.532	55.874	205.3	13:40:54.529
9		2:15.577	41.975	45.537	48.065	176.1	13:43:26.419	9		4:14.064	2:38.873	47.179	48.012	165.6	13:45:08.593
10		2:14.830	41.686	45.141	48.003	194.5	13:45:41.249	10		2:13.465	41.610	45.591	46.264	217.3	13:47:22.058
11		<del>2:21.805</del> P	42.300	44.977	54.528	192.8	13:48:03.054	11		2:13.146	41.332	45.434	46.380	214.2	13:49:35.204
12		4:48.507 P	2:46.239	47.366	1:14.902	182.1	13:52:51.561	12		2:12.814	41.589	45.210	46.015	218.1	13:51:48.018
13								13		2:54.466 P	49.210	58.484	1:06.772	144.1	13:54:42.484

8

Nicola Baldan

Audi RS 3 LMS TCR

22

Kobe Pauwels

Audi RS 3 LMS TCR

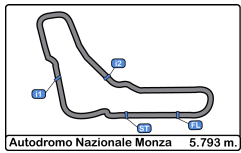
D

Comtoyout Racing

Rookie

Comtoyout Racing

Lap	D	Time	Sector 1	Sector 2	Sector 3	T. Spd	Elapsed	Lap	D	Time	Sector 1	Sector 2	Sector 3	T. Spd	Elapsed
1		13:22:49.575	13:21:10.921	49.710	48.944	113.5	13:22:49.575	1		13:22:41.872	13:21:04.560	48.563	48.749	104.7	13:22:41.872
2		2:17.073	42.252	47.480	47.341	180.3	13:25:06.648	2		2:16.351	42.185	46.924	47.242	199.2	13:24:58.223
3		<del>2:14.498</del>	41.647	46.131	46.720	191.1	13:27:21.146	3		2:16.352	41.859	47.161	47.332	191.4	13:27:14.575
4		2:15.749	41.967	46.953	46.829	189.8	13:29:36.895	4		2:16.069	41.775	46.882	47.412	195.2	13:29:30.644
5		2:23.725 P	41.927	46.775	55.023	188.4	13:32:00.620	5		2:23.737 P	41.517	47.396	54.824	198.8	13:31:54.381
6		5:50.071	4:13.162	47.864	49.045	180.9	13:37:50.691	6		6:18.787	4:45.770	46.749	46.268	146.9	13:38:13.168
7		2:13.980	41.749	45.691	46.540	186.2	13:40:04.671	7		2:13.113	41.135	45.845	46.133	198.1	13:40:26.281
8		2:13.309	41.858	45.195	46.256	196.7	13:42:17.980	8		2:13.506	41.267	45.873	46.366	194.5	13:42:39.787
9		2:13.231	41.713	44.863	46.655	194.9	13:44:31.211	9		2:13.727	41.785	45.517	46.425	196.7	13:44:53.514
10		2:19.636 P	41.892	45.018	52.726	194.2	13:46:50.847	10		2:13.648	41.480	45.601	46.567	193.5	13:47:07.162
11		<del>3:27.356</del>	1:57.824	43.115	46.417	188.4	13:50:18.203	11		2:13.077	41.249	45.490	46.338	206.8	13:49:20.239
12		2:24.149 P	41.977	44.535	57.637	192.5	13:52:42.352	12		2:13.081	41.538	45.492	46.051	193.8	13:51:33.320
13								13		2:45.615 P	47.840	52.032	1:05.743	181.8	13:54:18.935



# Autodromo Nazionale Monza

## TCR Europe

### Free Practice - 1

#### Lap Analysis



27

John Filippi

Audi RS 3 LMS TCR

39

Lewis Brown

Audi RS 3 LMS TCR

Comtoyout

Comtoyout Racing

Lap	D	Time	Sector 1	Sector 2	Sector 3	T. Spd	Elapsed	Lap	D	Time	Sector 1	Sector 2	Sector 3	T. Spd	Elapsed
1		13:23:09.237	13:21:12.528	59.772	56.937	100.3	13:23:09.237	1		13:22:51.021	13:21:10.584	51.651	48.786	112.8	13:22:51.021
2		2:32.434	50.982	51.159	50.293	144.9	13:25:41.671	2		2:20.540	43.542	49.189	47.809	172.8	13:25:11.561
3		2:22.467	46.329	48.031	48.107	154.9	13:28:04.138	3		2:18.615	43.244	47.594	47.777	170.3	13:27:30.176
4		2:17.024	43.249	46.972	46.803	164.3	13:30:21.162	4		2:16.452	42.176	46.624	47.652	187.1	13:29:46.628
5		2:15.720	41.787	46.935	46.998	196.3	13:32:36.882	5		2:30.865 P	45.603	47.280	57.982	201.4	13:32:17.493
6		2:29.816 P	44.162	48.740	56.914	186.5	13:35:06.698	6		6:16.710	4:42.203	46.797	47.710	169.0	13:38:34.203
7		6:17.666	4:44.797	46.311	46.558	153.1	13:41:24.364	7		2:14.297	41.553	45.803	46.941	200.0	13:40:48.500
8		2:13.995	41.789	45.506	46.700	202.2	13:43:38.359	8		2:13.691	41.646	45.288	46.757	198.1	13:43:02.191
9		2:13.856	41.724	45.641	46.491	204.5	13:45:52.215	9		2:13.873	41.457	45.597	46.819	199.2	13:45:16.064
10		2:13.236	41.647	45.372	46.217	203.3	13:48:05.451	10		2:13.608	41.662	45.172	46.774	204.1	13:47:29.672
11		2:28.897 P	41.700	49.622	57.575	209.3	13:50:34.348	11		2:13.128	41.505	45.332	46.291	203.0	13:49:42.800

29

Ivan Peklin

Audi RS 3 LMS TCR

44

Felice Jelmini

Audi RS 3 LMS TCR

Rookie

Volcano Motorsport

PMA Motorsport

Lap	D	Time	Sector 1	Sector 2	Sector 3	T. Spd	Elapsed	Lap	D	Time	Sector 1	Sector 2	Sector 3	T. Spd	Elapsed
1		13:23:48.018 P	13:21:32.187	1:07.180	1:08.651	96.5	13:23:48.018	1		13:22:55.362	13:21:23.621	44.289	47.452	103.1	13:22:55.362
2		4:29.476	2:42.453	52.066	54.957	139.5	13:28:17.494	2		2:46.084	41.930	45.657	47.497	179.1	13:25:10.446
3		2:24.495	45.594	49.057	49.844	161.6	13:30:41.989	3		2:15.710	41.768	46.491	47.451	191.8	13:27:26.156
4		2:40.110 P	42.880	52.203	1:05.027	180.6	13:33:22.099	4		2:15.725	41.565	46.592	47.568	192.1	13:29:41.881
5		4:46.178	3:10.426	47.686	48.066	129.3	13:38:08.277	5		2:22.501 P	41.970	47.291	53.240	187.8	13:32:04.382
6		2:15.796	42.360	46.602	46.834	180.3	13:40:24.073	6		5:08.440	3:31.956	48.430	48.054	153.6	13:37:12.822
7		2:18.951	45.254	46.250	47.447	203.3	13:42:43.024	7		2:14.294	41.581	45.601	47.112	188.1	13:39:27.116
8		2:14.821	42.021	45.697	47.103	191.1	13:44:57.845	8		2:20.404	41.966	48.860	49.575	187.8	13:41:47.517
9		2:14.252	41.842	45.533	46.877	200.7	13:47:12.097	9		2:14.787	41.795	45.553	47.439	187.1	13:44:02.304
10		2:44.307	42.145	45.516	46.736	196.7	13:49:26.494	10		2:40.348 P	42.009	43.438	53.901	192.1	13:46:21.652
11		2:13.907	41.787	45.381	46.739	198.8	13:51:40.401	11		4:03.904	2:33.250	43.287	47.367	175.8	13:50:25.556
12		2:44.381 P	46.878	53.298	1:04.205	143.2	13:54:24.782	12		2:27.592 P	42.333	44.541	1:00.718	189.1	13:52:53.148

34

Tom Coronel

Audi RS 3 LMS TCR

84

Giovanni Scamardi

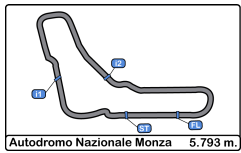
Hyundai Elantra N TCR

D

Comtoyout Racing

Aggressive Team Italia

Lap	D	Time	Sector 1	Sector 2	Sector 3	T. Spd	Elapsed	Lap	D	Time	Sector 1	Sector 2	Sector 3	T. Spd	Elapsed
1		13:22:33.420	13:20:57.433	48.265	47.722	176.4	13:22:33.420	1		13:22:57.752	13:21:23.242	46.505	48.005	90.2	13:22:57.752
2		2:15.096	41.910	46.266	46.920	180.6	13:24:48.516	2		2:18.098	42.865	47.407	47.826	183.0	13:25:15.850
3		2:13.693	41.279	45.995	46.419	206.8	13:27:02.209	3		2:20.272	44.217	48.078	47.977	211.3	13:27:36.122
4		2:20.543	40.464	47.779	52.300	205.7	13:29:22.752	4		2:23.748 P	42.392	45.021	56.305	191.4	13:29:59.840
5		2:24.848 P	41.538	46.558	56.752	196.7	13:31:47.600	5		3:34.846	1:58.436	45.081	48.329	179.7	13:33:31.686
6		4:44.385	3:03.046	51.585	49.754	177.0	13:36:31.985	6		2:16.932	42.146	46.766	48.020	200.0	13:35:48.618
7		2:14.293	41.947	45.803	46.543	187.5	13:38:46.278	7		2:15.894	42.581	45.680	47.633	192.1	13:38:04.512
8		2:13.429	41.268	45.231	46.930	202.2	13:40:59.707	8		2:32.994	45.135	1:00.028	47.831	193.8	13:40:37.506
9		2:19.593 P	41.415	45.171	53.007	192.1	13:43:19.300	9		2:17.021	42.831	46.581	47.609	196.3	13:42:54.527
10		4:56.123	3:19.694	48.966	47.463	162.4	13:48:15.423	10		2:16.577	42.486	46.873	47.218	184.3	13:45:11.104
11		2:12.657	41.484	45.043	46.130	188.4	13:50:28.080	11		2:15.550	42.354	46.346	46.850	194.2	13:47:26.654
12		3:19.173 P	54.217	1:09.039	1:15.917	146.1	13:53:47.253	12		2:15.597	42.664	46.251	46.682	196.0	13:49:42.251
								13		2:26.947 P	45.252	46.604	55.091	210.9	13:52:09.198



# Autodromo Nazionale Monza

## TCR Europe

### Free Practice - 1

#### Lap Analysis



# 127

Ruben Volt

Honda Civic Type R FL5 TCR

Rookie

ALM Motorsport

Lap	D	Time	Sector 1	Sector 2	Sector 3	T. Spd	Elapsed
1		13:23:03.597	13:21:25.581	48.582	49.434	97.1	13:23:03.597
2		2:17.031	42.773	46.981	47.277	173.6	13:25:20.628
3		2:16.725	41.861	46.831	48.033	200.7	13:27:37.353
4		2:32.048 P	44.166	50.512	57.370	194.2	13:30:09.401
5		4:45.781	3:12.519	46.867	46.395	158.3	13:34:55.182
6		<del>2:42.433</del>	41.253	44.524	46.656	199.6	13:37:07.615
7		<del>2:44.923</del>	41.756	46.177	46.990	206.8	13:39:22.538
8		2:14.855	41.674	46.080	47.101	208.0	13:41:37.393
9		2:24.114 P	41.517	46.656	55.941	205.7	13:44:01.507
10		<del>4:07.087</del>	2:26.752	46.156	54.179	184.6	13:48:08.594
11		2:13.959	41.457	45.841	46.661	212.1	13:50:22.553
12		2:22.303 P	41.479	45.063	55.761	213.4	13:52:44.856

# 264


Levente Losonczy

Hyundai Elantra N TCR

Rookie

Aggressive Team Italia

Lap	D	Time	Sector 1	Sector 2	Sector 3	T. Spd	Elapsed
1		13:22:59.763	13:21:23.452	47.645	48.666	91.9	13:22:59.763
2		2:18.161	43.732	47.319	47.110	165.6	13:25:17.924
3		<del>2:15.985</del>	41.329	47.013	47.643	195.6	13:27:33.909
4		2:37.093 P	45.132	53.861	58.100	181.5	13:30:11.002
5		3:29.772	1:54.538	47.413	47.821	149.5	13:33:40.774
6		2:16.933	43.164	46.562	47.207	181.5	13:35:57.707
7		<del>2:16.949</del>	42.910	47.174	46.835	187.8	13:38:14.626
8		2:15.884	42.522	46.361	47.001	186.2	13:40:30.510
9		2:16.047	42.173	46.403	47.471	198.1	13:42:46.557
10		2:14.925	42.027	46.316	46.582	202.2	13:45:01.482
11		<del>2:15.304</del>	42.601	45.327	47.373	215.5	13:47:16.783
12		<del>2:24.327</del> P	43.442	45.440	55.445	192.1	13:49:41.110



Autodromo Nazionale Monza

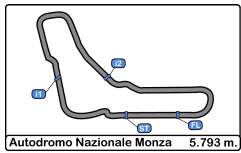
TCR Europe

Free Practice - 1

Best Sectors Results



Sector - 1			Sector - 2			Sector - 3			Ideal Lap vs Best Lap						
Clas	Nº	Driver	Time	Nº	Driver	Time	Nº	Driver	Time	Clas	Nº	Driver	Ideal Lap	Best Lap	Clas
1	34	Tom Coronel	40.464	8	Nicola Baldan	43.115	11	Viktor Davidovski	46.015	1	8	BALDAN	2:11.018	2:13.231	5
2	22	Kobe Pauwels	41.135	44	Felice Jelmini	43.287	22	Kobe Pauwels	46.051	2	34	CORONEL	2:11.637	2:12.657	1
3	12	Ruben Volt	41.253	127	Ruben Volt	44.524	34	Tom Coronel	46.130	3	44	JELMINI	2:11.964	2:14.294	10
4	26	Levente Losonczy	41.329	7	Daniel Tkachenko	44.977	27	John Filippi	46.217	4	127	VOLT	2:12.172	2:13.959	9
5	11	Viktor Davidovski	41.332	84	Giovanni Scamardi	45.021	8	Nicola Baldan	46.256	5	11	DAVIDOVSKI	2:12.557	2:12.814	2
6	10	Viktor Andersson	41.442	34	Tom Coronel	45.043	39	Lewis Brown	46.291	6	22	PAUWELS	2:12.676	2:13.077	3
7	39	Lewis Brown	41.457	39	Lewis Brown	45.172	10	Viktor Andersson	46.375	7	39	BROWN	2:12.920	2:13.128	4
8	44	Felice Jelmini	41.565	11	Viktor Davidovski	45.210	127	Ruben Volt	46.395	8	27	FILIPPI	2:13.236	2:13.236	6
9	8	Nicola Baldan	41.647	264	Levente Losonczy	45.327	264	Levente Losonczy	46.582	9	264	LOSONCZY	2:13.238	2:14.925	13
10	27	John Filippi	41.647	27	John Filippi	45.372	84	Giovanni Scamardi	46.682	10	10	ANDERSSON	2:13.309	2:13.459	7
11	7	Daniel Tkachenko	41.686	29	Ivan Peklin	45.381	29	Ivan Peklin	46.736	11	84	SCAMARDI	2:13.849	2:15.550	14
12	29	Ivan Peklin	41.787	22	Kobe Pauwels	45.490	44	Felice Jelmini	47.112	12	29	PEKLIN	2:13.904	2:13.907	8
13	3	Giacomo Ghermandi	41.972	10	Viktor Andersson	45.492	3	Giacomo Ghermandi	47.243	13	7	TKACHENKO	2:14.042	2:14.830	12
14	84	Giovanni Scamardi	42.146	3	Giacomo Ghermandi	45.556	7	Daniel Tkachenko	47.379	14	3	GHERMANDI	2:14.771	2:14.804	11



# Autodromo Nazionale Monza

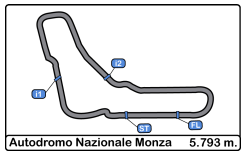
## TCR Europe

### Free Practice - 1

#### Best 5 Lap Times



Cls	N°	Driver	Nat	Cat	Cls	Team	Nat	Vehicle	Best 1		Best 2		Best 3		Best 4		Best 5	
									Time	Lap	Time	Lap	Time	Lap	Time	Lap	Time	Lap
1	34	CORONEL		D	1	Comtoy Racing		Audi RS 3 LMS TCR	2:12.657	11	2:13.429	8	2:13.693	3	2:14.293	7	2:15.096	2
2	11	DAVIDOVSKI		D	2	Comtoy		Audi RS 3 LMS TCR	2:12.814	12	2:13.146	11	2:13.465	10	2:15.560	6	2:15.890	5
3	22	PAUWELS		R	1	Comtoy Racing		Audi RS 3 LMS TCR	2:13.077	11	2:13.081	12	2:13.113	7	2:13.506	8	2:13.648	10
4	39	BROWN				Comtoy Racing		Audi RS 3 LMS TCR	2:13.128	11	2:13.608	10	2:13.691	8	2:13.873	9	2:14.297	7
5	8	BALDAN		D	3	Comtoy Racing		Audi RS 3 LMS TCR	2:13.231	9	2:13.309	8	2:13.980	7	2:15.749	4	2:17.073	2
6	27	FILIPPI				Comtoy		Audi RS 3 LMS TCR	2:13.236	10	2:13.856	9	2:13.995	8	2:15.720	5	2:17.024	4
7	10	ANDERSSON		R	2	MA:GP		Lynk & Co 03 TCR	2:13.459	11	2:13.936	7	2:15.809	4	2:17.232	3	2:17.491	8
8	29	PEKLIN		R	3	Volcano Motorsport		Audi RS 3 LMS TCR	2:13.907	11	2:14.252	9	2:14.821	8	2:15.796	6	2:18.951	7
9	127	VOLT		R	4	ALM Motorsport		Honda Civic Type R	2:13.959	11	2:14.855	8	2:16.725	3	2:17.031	2	2:22.303	12
10	44	JELMINI				PMA Motorsport		Audi RS 3 LMS TCR	2:14.294	7	2:14.787	9	2:15.710	3	2:15.725	4	2:22.501	5
11	3	GHERMANDI		D	4	LEMA Racing		Audi RS 3 LMS TCR	2:14.804	12	2:15.534	9	2:15.825	10	2:16.178	11	2:16.380	6
12	7	TKACHENKO		R	5	Volcano Motorsport		Audi RS 3 LMS TCR	2:14.830	10	2:15.577	9	2:16.573	8	2:18.741	6	2:18.983	5
13	264	LOSONCZY		R	6	Aggressive Team Italia		Hyundai Elantra N	2:14.925	10	2:15.884	8	2:16.047	9	2:16.933	6	2:18.161	2
14	84	SCAMARDI				Aggressive Team Italia		Hyundai Elantra N	2:15.550	11	2:15.597	12	2:16.577	10	2:16.932	6	2:17.021	9



# Autodromo Nazionale Monza

## TCR Europe

### Free Practice - 1


#### Best 5 Top Speeds



Autodromo Nazionale Monza 5.793 m.

Clas	N°	Driver	Nat	Cat	Cls	Team	Nat	Vehicle	Top 1		Top 2		Top 3		Top 4		Top 5		Avg
									Km/h	Lap	Km/h	Lap	Km/h	Lap	Km/h	Lap	Km/h	Lap	
1	10	ANDERSSON		R	1	MA:GP		Lynk & Co 03 TCR	220.8	9	216.8	8	216.0	11	211.7	4	211.3	7	215.3
2	11	DAVIDOVSKI		D	1	Comtoyout		Audi RS 3 LMS TCR	218.1	12	217.3	10	214.2	11	208.8	6	205.3	7	212.7
3	264	LOSONCZY		R	2	Aggressive Team Italia		Hyundai Elantra N TCR	215.5	11	202.2	10	198.1	9	195.6	3	192.1	12	200.7
4	7	TKACHENKO		R	3	Volcano Motorsport		Audi RS 3 LMS TCR	214.2	6	204.5	7	194.5	10	192.8	11	191.8	8	199.6
5	127	VOLT		R	4	ALM Motorsport		Honda Civic Type R	213.4	12	212.1	11	208.0	8	206.8	7	205.7	9	209.2
6	84	SCAMARDI				Aggressive Team Italia		Hyundai Elantra N TCR	211.3	3	210.9	13	200.0	6	196.3	9	196.0	12	202.9
7	27	FILIPPI				Comtoyout		Audi RS 3 LMS TCR	209.3	11	204.5	9	203.3	10	202.2	8	196.3	5	203.1
8	22	PAUWELS		R	5	Comtoyout Racing		Audi RS 3 LMS TCR	206.8	11	199.2	2	198.8	5	198.1	7	196.7	9	199.9
9	34	CORONEL		D	2	Comtoyout Racing		Audi RS 3 LMS TCR	206.8	3	205.7	4	202.2	8	196.7	5	192.1	9	200.7
10	3	GHERMANDI		D	3	LEMA Racing		Audi RS 3 LMS TCR	204.5	10	203.7	9	198.5	12	191.1	5	189.1	11	197.4
11	39	BROWN				Comtoyout Racing		Audi RS 3 LMS TCR	204.1	10	203.0	11	201.4	5	200.0	7	199.2	9	201.5
12	29	PEKLIN		R	6	Volcano Motorsport		Audi RS 3 LMS TCR	203.3	7	200.7	9	198.8	11	196.7	10	191.1	8	198.1
13	8	BALDAN		D	4	Comtoyout Racing		Audi RS 3 LMS TCR	196.7	8	194.9	9	194.2	10	192.5	12	191.1	3	193.9
14	44	JELMINI				PMA Motorsport		Audi RS 3 LMS TCR	192.1	4	192.1	10	191.8	3	189.1	12	188.1	7	190.6





Autodromo Nazionale Monza

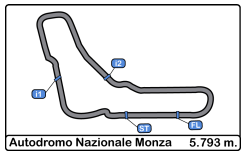
TCR Europe

Free Practice - 1

Fastest Laps Sequence



Lap	Time of Day	Session Time	N° Driver	Nat	Cat	Team	Nat	Vehicle	Time	Km/h
2	13:24:48.516	4:48.516	34 CORONEL		NLD	D Comtoyou Racing		Audi RS 3 LMS	2:15.096	154.3
3	13:27:02.209	7:02.209	34 CORONEL		NLD	D Comtoyou Racing		Audi RS 3 LMS	2:13.693	155.9
7	13:40:26.281	20:26.281	22 PAUWELS		BEL	R Comtoyou Racing		Audi RS 3 LMS	2:13.113	156.6
11	13:49:20.239	29:20.239	22 PAUWELS		BEL	R Comtoyou Racing		Audi RS 3 LMS	2:13.077	156.7
11	13:50:28.080	30:28.080	34 CORONEL		NLD	D Comtoyou Racing		Audi RS 3 LMS	2:12.657	157.2



# Autodromo Nazionale Monza

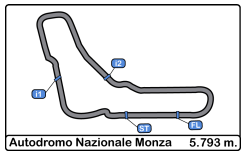
## TCR Europe

### Free Practice - 1

#### Event Best Maximum Speed



N°	Driver	Nat	Cat	Clas	Team	Nat	Vehicle	Km/h	Session
10	ANDERSSON		R	1	MA:GP		Lynk & Co 03 TCR	220.8	Free Practice - 1
11	DAVIDOVSKI		D	1	Comtoyoy		Audi RS 3 LMS	218.1	Free Practice - 1
264	LOSONCZY		R	2	Aggressive Team Italia		Hyundai Elantra N	215.5	Free Practice - 1
7	TKACHENKO		R	3	Volcano Motorsport		Audi RS 3 LMS	214.2	Free Practice - 1
127	VOLT		R	4	ALM Motorsport		Honda Civic Type R	213.4	Free Practice - 1
84	SCAMARDI				Aggressive Team Italia		Hyundai Elantra N	211.3	Free Practice - 1
27	FILIPPI				Comtoyoy		Audi RS 3 LMS	209.3	Free Practice - 1
34	CORONEL		D	2	Comtoyoy Racing		Audi RS 3 LMS	206.8	Free Practice - 1
22	PAUWELS		R	5	Comtoyoy Racing		Audi RS 3 LMS	206.8	Free Practice - 1
3	GHERMANDI		D	3	LEMA Racing		Audi RS 3 LMS	204.5	Free Practice - 1
39	BROWN				Comtoyoy Racing		Audi RS 3 LMS	204.1	Free Practice - 1
29	PEKLIN		R	6	Volcano Motorsport		Audi RS 3 LMS	203.3	Free Practice - 1
8	BALDAN		D	4	Comtoyoy Racing		Audi RS 3 LMS	196.7	Free Practice - 1
44	JELMINI				PMA Motorsport		Audi RS 3 LMS	192.1	Free Practice - 1



# Autodromo Nazionale Monza

## TCR Europe

### Free Practice - 1

#### Pit Stop Analysis



**3** Giacomo Ghermandi Audi RS 3 LMS TCR  
 D LEMA Racing

N°	In Day Time	In Time	Out Time	Pit Time	T. Pit Time	Handicap	Diff.
1	13:25:59.130	13:25:59.130	13:26:51.619	52.489	52.489		
2	13:38:23.133	13:38:23.133	13:40:51.766	2:28.633	3:21.122		

**7** Daniel Tkachenko Audi RS 3 LMS TCR  
 Rookie Volcano Motorsport

N°	In Day Time	In Time	Out Time	Pit Time	T. Pit Time	Handicap	Diff.
1	13:28:17.709	13:28:17.709	13:29:38.400	1:20.691	1:20.691		
2	13:47:57.851	13:47:57.851	13:50:07.702	2:09.851	3:30.542		

**8** Nicola Baldan Audi RS 3 LMS TCR  
 D Comtoy Racing

N°	In Day Time	In Time	Out Time	Pit Time	T. Pit Time	Handicap	Diff.
1	13:31:55.395	13:31:55.395	13:35:29.908	3:34.513	3:34.513		
2	13:46:45.549	13:46:45.549	13:48:07.562	1:22.013	4:56.526		

**10** Viktor Andersson Lynk & Co 03 TCR  
 Rookie MA:GP

N°	In Day Time	In Time	Out Time	Pit Time	T. Pit Time	Handicap	Diff.
1	13:32:39.116	13:32:39.116	13:36:24.777	3:45.661	3:45.661		
2	13:45:52.027	13:45:52.027	13:47:37.237	1:45.210	5:30.871		

**11** Viktor Davidovski Audi RS 3 LMS TCR  
 D Comtoy

N°	In Day Time	In Time	Out Time	Pit Time	T. Pit Time	Handicap	Diff.
1	13:27:30.788	13:27:30.788	13:29:14.553	1:43.765	1:43.765		
2	13:40:49.442	13:40:49.442	13:42:47.781	1:58.339	3:42.104		

**22** Kobe Pauwels Audi RS 3 LMS TCR  
 Rookie Comtoy Racing

N°	In Day Time	In Time	Out Time	Pit Time	T. Pit Time	Handicap	Diff.
1	13:31:49.194	13:31:49.194	13:35:57.752	4:08.558	4:08.558		

**27** John Filippi Audi RS 3 LMS TCR  
 Comtoy

N°	In Day Time	In Time	Out Time	Pit Time	T. Pit Time	Handicap	Diff.
1	13:35:01.483	13:35:01.483	13:38:53.271	3:51.788	3:51.788		

**29** Ivan Peklin Audi RS 3 LMS TCR  
 Rookie Volcano Motorsport

N°	In Day Time	In Time	Out Time	Pit Time	T. Pit Time	Handicap	Diff.
1	13:23:42.809	13:23:42.809	13:25:41.332	1:58.523	1:58.523		
2	13:33:15.928	13:33:15.928	13:35:45.521	2:29.593	4:28.116		

**34** Tom Coronel Audi RS 3 LMS TCR  
 D Comtoy Racing

N°	In Day Time	In Time	Out Time	Pit Time	T. Pit Time	Handicap	Diff.
1	13:31:41.948	13:31:41.948	13:34:06.756	2:24.808	2:24.808		
2	13:43:13.922	13:43:13.922	13:45:54.858	2:40.936	5:05.744		

**39** Lewis Brown Audi RS 3 LMS TCR  
 Comtoy Racing

N°	In Day Time	In Time	Out Time	Pit Time	T. Pit Time	Handicap	Diff.
1	13:32:12.264	13:32:12.264	13:36:14.591	4:02.327	4:02.327		

**44** Felice Jelmini Audi RS 3 LMS TCR  
 PMA Motorsport

N°	In Day Time	In Time	Out Time	Pit Time	T. Pit Time	Handicap	Diff.
1	13:31:59.264	13:31:59.264	13:34:49.713	2:50.449	2:50.449		
2	13:46:16.507	13:46:16.507	13:48:13.564	1:57.057	4:47.506		

**84** Giovanni Scamardi Hyundai Elantra N TCR  
 Aggressive Team Italia

N°	In Day Time	In Time	Out Time	Pit Time	T. Pit Time	Handicap	Diff.
1	13:29:54.235	13:29:54.235	13:31:15.342	1:21.107	1:21.107		


**127** Ruben Volt Honda Civic Type R FL5 TCR  
 Rookie ALM Motorsport

N°	In Day Time	In Time	Out Time	Pit Time	T. Pit Time	Handicap	Diff.
1	13:30:04.286	13:30:04.286	13:32:24.337	2:20.051	2:20.051		
2	13:43:56.446	13:43:56.446	13:45:44.754	1:48.308	4:08.359		

**264** Levente Losonczy Hyundai Elantra N TCR  
 Rookie Aggressive Team Italia

N°	In Day Time	In Time	Out Time	Pit Time	T. Pit Time	Handicap	Diff.
1	13:30:05.690	13:30:05.690	13:31:22.061	1:16.371	1:16.371		

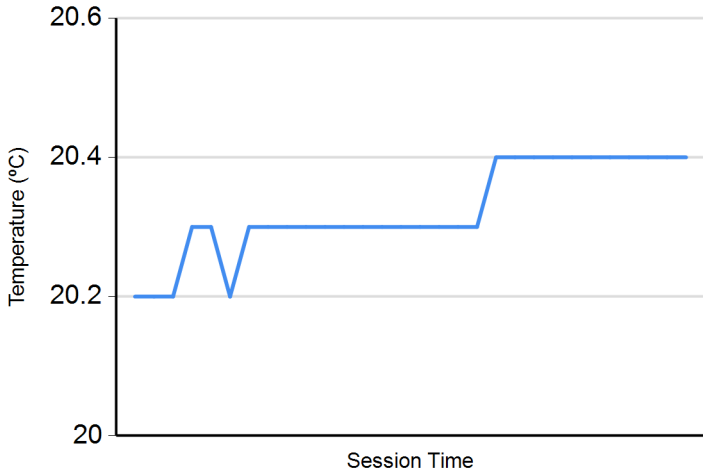




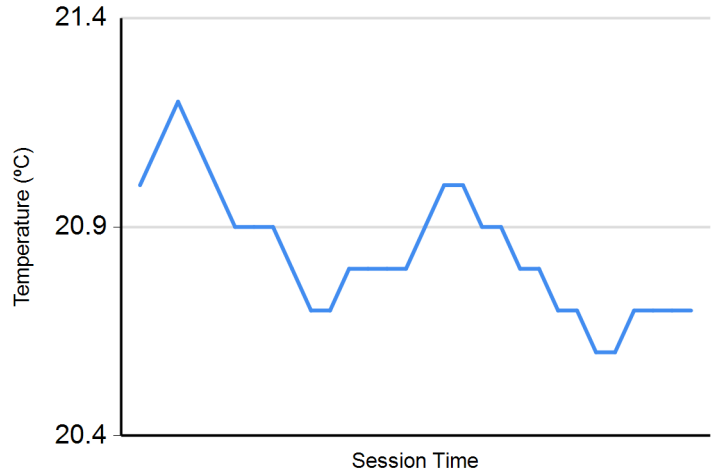
**Autodromo Nazionale Monza**  
**TCR Europe**  
**Free Practice - 1**  
**Weather Report**



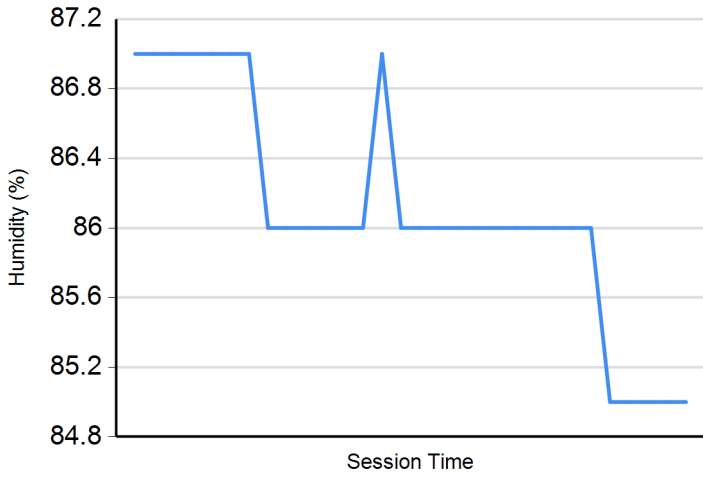
**Air Temperature**



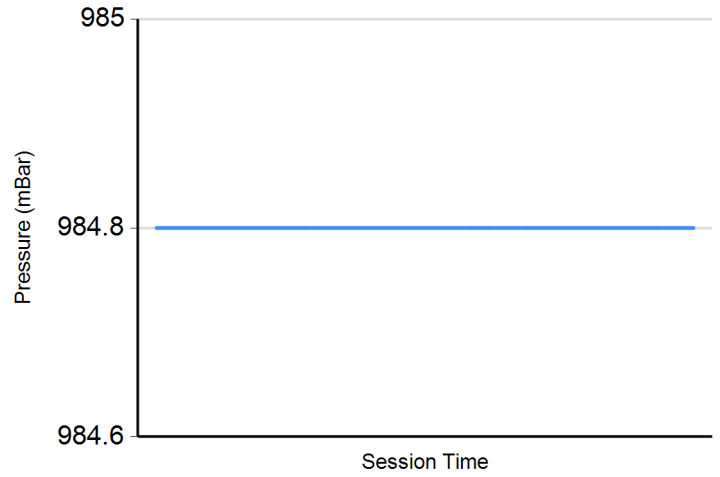
**Track Temperature**



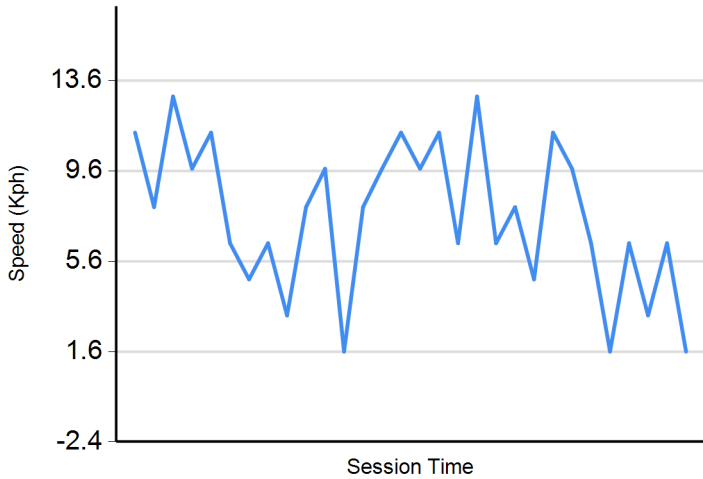
**Humidity**



**Pressure**



**Wind Speed**



**Wind direction**

North = 0°/360° Est = 90° South = 180° West = 270°

