



Autodromo Nazionale Monza

GT Cup Europe

Race - 2

Provisional Results



Cls	N°	Entrant/Team	Nat	Driver 1	Nat	Driver 2	Nat	Vehicle	Cat	Cl	Laps	Total Time	Gap	Interval	Km/h	Best	Time	Km/h
1	80	Mertel Motorsport	DEU	Iván Velasco	ESP	Jorge Cabezas	ESP	Ferrari 488 Challenge Evo	PROAM	1	21	45:08.279			161.7	11	1:51.062	187.7
2	54	Q1-trackracing	BEL	Jan Lauryszen	BEL			Porsche 992 GT3 Cup	PROAM	2	21	45:10.610	2.331	2.331	161.5	10	1:51.585	186.8
3	69	Kessel Racing	CHE	Alexandre Bochez	CHE	Mikaël Bochez	CHE	Ferrari 488 Challenge Evo	AM	1	21	45:11.853	3.574	1.243	161.4	16	1:53.005	184.5
4	12	GDL Racing	SMR	Glauco Solieri	ITA			Porsche 992 GT3 Cup	AM	2	21	45:13.204	4.925	1.351	161.4	16	1:52.870	184.7
5	17*	Rossocorsa Racing	ITA	Lorenzo Innocenti	ITA	Andrea Belicchi	ITA	Ferrari 488 Challenge Evo	PROAM	3	21	45:14.602	6.323	1.398	161.3	7	1:50.239	189.1
6	78	ZRS Motorsport	ITA	Davide Scannicchio	ITA	Fabio Babini	ITA	Porsche 992 GT3 Cup	PROAM	4	21	45:14.879	6.600	0.277	161.3	13	1:51.542	186.9
7	81*	Mertel Motorsport	DEU	Luca Ludwig	DEU	Steven Liquorish	GBR	Ferrari 488 Challenge Evo	PROAM	5	21	45:15.065	6.786	0.186	161.3	16	1:51.179	187.5
8	57	Q1-trackracing	BEL	Quentin Antonel	FRA	Nicolas Vandierendonck	BEL	Porsche 992 GT3 Cup	AM*	3	21	45:15.875	7.596	0.810	161.2	12	1:51.778	186.5
9	21	Camil Perian / R01 Racing by Varu Nicu	ROU	Camil Perian	ROU	Florin Tincescu	ROU	Porsche 911 GT3 Cup gen 2	AM	4	21	45:16.530	8.251	0.655	161.2	13	1:53.304	184.0
10	68	GDL Racing	SMR	Samuele Bosio	ITA			Porsche 992 GT3 Cup	AM	5	21	45:17.028	8.749	0.498	161.1	10	1:53.252	184.1
11	77	EST1 Racing	EST	Indrek Jaaska	EST			Porsche 992 GT3 Cup	AM	6	21	45:18.237	9.958	1.209	161.1	16	1:52.892	184.7
12	44	Eugenio Pisani / SP Racing	ITA	Eugenio Pisani	ITA	Stefano Zanini	MCO	Porsche 911 GT3 Cup gen 2	PROAM	6	21	45:20.977	12.698	2.740	160.9	9	1:51.434	187.1
13	73*	Van Straten / Orhès Racing	FRA	Axel Van Straaten	FRA	Remi Van Straaten	FRA	Porsche 992 GT3 Cup	PROAM	7	21	45:22.407	14.128	1.430	160.8	16	1:52.322	185.6
14	11*	Fabio Fabiani / SP Racing	ITA	Fabio Fabiani	ITA	Stefano Zerbi	ITA	Porsche 911 GT3 Cup gen 2	AM	7	21	45:23.485	15.206	1.078	160.8	16	1:54.961	181.4
15	14	Ghinzani Arco Motorsport	ITA	Maurizio Fondi	ITA	Laura Van den Hengel	NLD	Porsche 992 GT3 Cup	AM	8	21	45:24.625	16.346	1.140	160.7	10	1:53.181	184.2
16	70*	GDL Racing	SMR	Roberto Bosio	ITA			Porsche 911 GT3 Cup gen 2	AM	9	21	45:30.214	21.935	5.589	160.4	8	1:57.146	178.0
17	67	GDL Racing	SMR	Federico Lamperti	ITA	Stefano Borghi	ITA	Porsche 992 GT3 Cup	AM	10	20	43:23.093	1 Lap	1 Lap	160.2	9	1:53.093	184.4
18	71	GDL Racing	SMR	Jim Michaelian	USA			Porsche 911 GT3 Cup gen 2	AM	11	20	45:39.282	1 Lap	2:16.189	152.2	7	2:03.128	169.3
19	47	EST1 Racing	EST	Alex Reimann	EST			Porsche 992 GT3 Cup	PROAM	8	16	33:18.184	5 Laps	4 Laps	166.9	7	1:51.502	187.0
20	19	Mertel Motorsport	DEU	Stefano Bozzoni	ITA	Fernando Navarrete	ESP	Ferrari 488 Challenge Evo	AM	12	16	33:18.841	5 Laps	0.657	166.9	10	1:49.956	189.6

Not classified: (Requirements: 75% of number laps of leader = 16 Laps)

52	Q1-trackracing	BEL	Xander Przybylak	BEL	Laurent Vandervelde	BEL	Porsche 992 GT3 Cup	AM	13	1	2:03.564	20 Laps	15 Laps	168.7	1	2:03.564	168.7
----	----------------	-----	------------------	-----	----------------------------	-----	---------------------	----	----	---	-----------------	---------	---------	-------	---	----------	-------

Fastest lap Bozzoni - Navarrete in 1:49.956 at 189.6 Km/h in lap 10

AM	19	Mertel Motorsport	DEU	Stefano Bozzoni	ITA	Fernando Navarrete	ESP	Ferrari 488 Challenge Evo	10	1:49.956	189.6
PROAM	17*	Rossocorsa Racing	ITA	Lorenzo Innocenti	ITA	Andrea Belicchi	ITA	Ferrari 488 Challenge Evo	7	1:50.239	189.1

* PENALTIES

CAR #17- 5 SECONDS TIME PENALTY ADDED TO RACE TIME - GAINING ADVANTAGE OUT OF TRACK

CAR #81- 5 SECONDS TIME PENALTY ADDED TO RACE TIME - GAINING ADVANTAGE OUT OF TRACK

CAR #11 - 5 SECONDS TIME PENALTY TO BE ADDED TO RACE TIME - GAINING ADVANTAGE OUT OF TRACK

CAR #73 - 10 SECONDS TIME PENALTY TO BE ADDED TO RACE TIME - CAUSING A COLLISION WITH CAR 52

CAR #70 - 5 SECONDS TIME PENALTY TO BE ADDED TO RACE TIME - CROSSING WHITE LINE AT PIT EXIT

Published at:.....

Track Temp: **33.4 °C** Air Temp: **24.4 °C** Humidity: **41 %** Track Status: **DRY**


Race Director:

Timekeeper:

Luis Garcia

JOB-1605-ESP/M





Autodromo Nazionale Monza
GT Cup Europe
Race - 2
Provisional Results by Category



PROAM																		
Cls	N°	Entrant/Team	Nat	Driver 1	Nat	Driver 2	Nat	Vehicle	Cat	Cl	Laps	Total Time	Gap	Interval	Km/h	Best	Time	Km/h
1	80	Mertel Motorsport	DEU	Iván Velasco	ESP	Jorge Cabezas	ESP	Ferrari 488 Challenge Evo	PROAM	1	21	45:08.279			161.7	11	1:51.062	187.7
2	54	Q1-trackracing	BEL	Jan Laurysse	BEL			Porsche 992 GT3 Cup	PROAM	2	21	45:10.610	2.331	2.331	161.5	10	1:51.585	186.8
3	17 *	Rosscorsa Racing	ITA	Lorenzo Innocenti	ITA	Andrea Belicchi	ITA	Ferrari 488 Challenge Evo	PROAM	3	21	45:14.602	6.323	3.992	161.3	7	1:50.239	189.1
4	78	ZRS Motorsport	ITA	Davide Scannichio	ITA	Fabio Babini	ITA	Porsche 992 GT3 Cup	PROAM	4	21	45:14.879	6.600	0.277	161.3	13	1:51.542	186.9
5	81 *	Mertel Motorsport	DEU	Luca Ludwig	DEU	Steven Liguorish	GBR	Ferrari 488 Challenge Evo	PROAM	5	21	45:15.065	6.786	0.186	161.3	16	1:51.179	187.5
6	44	Eugenio Pisani / SP Racing	ITA	Eugenio Pisani	ITA	Stefano Zanini	MCO	Porsche 911 GT3 Cup gen 2	PROAM	6	21	45:20.977	12.698	5.912	160.9	9	1:51.434	187.1
7	73 *	Van Straten / Orhès Racing	FRA	Axel Van Straaten	FRA	Remi Van Straaten	MCO	Porsche 992 GT3 Cup	PROAM	7	21	45:22.407	14.128	1.430	160.8	16	1:52.322	185.6
8	47	EST1 Racing	EST	Alex Reimann	EST			Porsche 992 GT3 Cup	PROAM	8	16	33:18.184	5 Laps	5 Laps	166.9	7	1:51.502	187.0

AM																		
Cls	N°	Entrant/Team	Nat	Driver 1	Nat	Driver 2	Nat	Vehicle	Cat	Cl	Laps	Total Time	Gap	Interval	Km/h	Best	Time	Km/h
1	69	Kessel Racing	CHE	Alexandre Bochez	CHE	Mikaël Bochez	CHE	Ferrari 488 Challenge Evo	AM	1	21	45:11.853			161.4	16	1:53.005	184.5
2	12	GDL Racing	SMR	Glauco Solieri	ITA			Porsche 992 GT3 Cup	AM	2	21	45:13.204	1.351	1.351	161.4	16	1:52.870	184.7
3	57	Q1-trackracing	BEL	Quentin Antonel	FRA	Nicolas Vandierendonck	BEL	Porsche 992 GT3 Cup	AM*	3	21	45:15.875	4.022	2.671	161.2	12	1:51.778	186.5
4	21	Camil Perian / R01 Racing by Varu Nicu	ROU	Camil Perian	ROU	Florin Tincescu	ROU	Porsche 911 GT3 Cup gen 2	AM	4	21	45:16.530	4.677	0.655	161.2	13	1:53.304	184.0
5	68	GDL Racing	SMR	Samuele Bosio	ITA			Porsche 992 GT3 Cup	AM	5	21	45:17.028	5.175	0.498	161.1	10	1:53.252	184.1
6	77	EST1 Racing	EST	Indrek Jaaska	EST			Porsche 992 GT3 Cup	AM	6	21	45:18.237	6.384	1.209	161.1	16	1:52.892	184.7
7	11 *	Fabio Fabiani / SP Racing	ITA	Fabio Fabiani	ITA	Stefano Zerbi	ITA	Porsche 911 GT3 Cup gen 2	AM	7	21	45:23.485	11.632	5.248	160.8	16	1:54.961	181.4
8	14	Ghinzani Arco Motorsport	ITA	Maurizio Fondi	ITA	Laura Van den Hengel	NLD	Porsche 992 GT3 Cup	AM	8	21	45:24.625	12.772	1.140	160.7	10	1:53.181	184.2
9	70 *	GDL Racing	SMR	Roberto Bosio	ITA			Porsche 911 GT3 Cup gen 2	AM	9	21	45:30.214	18.361	5.589	160.4	8	1:57.146	178.0
10	67	GDL Racing	SMR	Federico Lamperti	ITA	Stefano Borghi	ITA	Porsche 992 GT3 Cup	AM	10	20	43:23.093	1 Lap	1 Lap	160.2	9	1:53.093	184.4
11	71	GDL Racing	SMR	Jim Michaelian	USA			Porsche 911 GT3 Cup gen 2	AM	11	20	45:39.282	1 Lap	2:16.189	152.2	7	2:03.128	169.3
12	19	Mertel Motorsport	DEU	Stefano Bozzoni	ITA	Fernando Navarrete	ESP	Ferrari 488 Challenge Evo	AM	12	16	33:18.841	5 Laps	4 Laps	166.9	10	1:49.956	189.6

Not classified: (Requirements: 75% of number laps of leader = 16 Laps)

52	Q1-trackracing	BEL	Xander Przybylak	BEL	Laurent Vandervele	BEL	Porsche 992 GT3 Cup	AM	13	1	2:03.564	20 Laps	15 Laps	168.7	1	2:03.564	168.7
----	----------------	-----	------------------	-----	---------------------------	-----	---------------------	----	----	---	-----------------	---------	---------	-------	---	----------	-------

Fastest lap Bozzoni - Navarrete in 1:49.956 at 189.6 Km/h in lap 10

*** PENALTIES**

- CAR #17- 5 SECONDS TIME PENALTY ADDED TO RACE TIME - GAINING ADVANTAGE OUT OF TRACK
- CAR #81- 5 SECONDS TIME PENALTY ADDED TO RACE TIME - GAINING ADVANTAGE OUT OF TRACK
- CAR #11 - 5 SECONDS TIME PENALTY TO BE ADDED TO RACE TIME - GAINING ADVANTAGE OUT OF TRACK
- CAR #73 - 10 SECONDS TIME PENALTY TO BE ADDED TO RACE TIME - CAUSING A COLLISION WITH CAR 52
- CAR #70 - 5 SECONDS TIME PENALTY TO BE ADDED TO RACE TIME - CROSSING WHITE LINE AT PIT EXIT

Published at:.....


Track Temp: **33.4 °C** Air Temp: **24.4 °C** Humidity: **41 %** Track Status: **DRY**

Race Director:

Timekeeper: Luis Garcia

JOB-1605-ESP/M





Autodromo Nazionale Monza
GT Cup Europe
Race - 2
Provisional Results by Class



GT Open Cup Europe																		
Cls	N°	Entrant/Team	Nat	Driver 1	Nat	Driver 2	Nat	Vehicle	Cat	Cl	Laps	Total Time	Gap	Interval	Km/h	Best	Time	Km/h
1	80	Mertel Motorsport	ESP	Iván Velasco	ESP	Jorge Cabezas	ESP	Ferrari 488 Challenge Evo	GT Cup	1	21	45:08.279			161.7	11	1:51.062	187.7
2	54	Q1-trackracing	BEL	Jan Laurysse	BEL			Porsche 992 GT3 Cup	GT Cup	2	21	45:10.610	2.331	2.331	161.5	10	1:51.585	186.8
3	69	Kessel Racing	CHE	Alexandre Bochez	CHE	Mikaël Bochez	CHE	Ferrari 488 Challenge Evo	GT Cup	3	21	45:11.853	3.574	1.243	161.4	16	1:53.005	184.5
4	12	GDL Racing	ITA	Glauco Solieri	ITA			Porsche 992 GT3 Cup	GT Cup	4	21	45:13.204	4.925	1.351	161.4	16	1:52.870	184.7
5	17 *	Rosscorsa Racing	ITA	Lorenzo Innocenti	ITA	Andrea Belicchi	ITA	Ferrari 488 Challenge Evo	GT Cup	5	21	45:14.602	6.323	1.398	161.3	7	1:50.239	189.1
6	78	ZRS Motorsport	ITA	Davide Scannicchio	ITA	Fabio Babini	ITA	Porsche 992 GT3 Cup	GT Cup	6	21	45:14.879	6.600	0.277	161.3	13	1:51.542	186.9
7	81 *	Mertel Motorsport	DEU	Luca Ludwig	DEU	Steven Liguorish	GBR	Ferrari 488 Challenge Evo	GT Cup	7	21	45:15.065	6.786	0.186	161.3	16	1:51.179	187.5
8	57	Q1-trackracing	BEL	Quentin Antonel	FRA	Nicolas Vandierendonck	BEL	Porsche 992 GT3 Cup	GT Cup*	8	21	45:15.875	7.596	0.810	161.2	12	1:51.778	186.5
9	21	Camil Perian / R01 Racing by Varu Nicu	ROU	Camil Perian	ROU	Florin Tincescu	ROU	Porsche 911 GT3 Cup gen 2	GT Cup	9	21	45:16.530	8.251	0.655	161.2	13	1:53.304	184.0
10	68	GDL Racing	SMR	Samuele Bosio	ITA			Porsche 992 GT3 Cup	GT Cup	10	21	45:17.028	8.749	0.498	161.1	10	1:53.252	184.1
11	77	EST1 Racing	EST	Indrek Jaaska	EST			Porsche 992 GT3 Cup	GT Cup	11	21	45:18.237	9.958	1.209	161.1	16	1:52.892	184.7
12	44	Eugenio Pisani / SP Racing	ITA	Eugenio Pisani	ITA	Stefano Zanini	MCO	Porsche 911 GT3 Cup gen 2	GT Cup	12	21	45:20.977	12.698	2.740	160.9	9	1:51.434	187.1
13	73 *	Van Straten / Orhès Racing	FRA	Axel Van Straaten	FRA	Remi Van Straaten	FRA	Porsche 992 GT3 Cup	GT Cup	13	21	45:22.407	14.128	1.430	160.8	16	1:52.322	185.6
14	11 *	Fabio Fabiani / SP Racing	ITA	Fabio Fabiani	ITA	Stefano Zerbi	ITA	Porsche 911 GT3 Cup gen 2	GT Cup	14	21	45:23.485	15.206	1.078	160.8	16	1:54.961	181.4
15	14	Ghinzani Arco Motorsport	ITA	Maurizio Fondi	ITA	Laura Van den Hengel	NLD	Porsche 992 GT3 Cup	GT Cup	15	21	45:24.625	16.346	1.140	160.7	10	1:53.181	184.2
16	70 *	GDL Racing	SMR	Roberto Bosio	ITA			Porsche 911 GT3 Cup gen 2	GT Cup	16	21	45:30.214	21.935	5.589	160.4	8	1:57.146	178.0
17	67	GDL Racing	SMR	Federico Lamperti	ITA	Stefano Borghi	ITA	Porsche 992 GT3 Cup	GT Cup	17	20	43:23.093	1 Lap	1 Lap	160.2	9	1:53.093	184.4
18	71	GDL Racing	SMR	Jim Michaelian	USA			Porsche 911 GT3 Cup gen 2	GT Cup	18	20	45:39.282	1 Lap	2:16.189	152.2	7	2:03.128	169.3
19	47	EST1 Racing	EST	Alex Reimann	EST			Porsche 992 GT3 Cup	GT Cup	19	16	33:18.184	5 Laps	4 Laps	166.9	7	1:51.502	187.0
20	19	Mertel Motorsport	DEU	Stefano Bozzoni	ITA	Fernando Navarrete	ESP	Ferrari 488 Challenge Evo	GT Cup	20	16	33:18.841	5 Laps	0.657	166.9	10	1:49.956	189.6
Not classified: (Requirements: 75% of number laps of leader = 16 Laps)																		
52	Q1-trackracing		BEL	Xander Przybylak	BEL	Laurent Vandervelde	BEL	Porsche 992 GT3 Cup	GT Cup	21	1	2:03.564	20 Laps	15 Laps	168.7	1	2:03.564	168.7

Fastest lap Bozzoni - Navarrete in 1:49.956 at 189.6 Km/h in lap 10

*** PENALTIES**

- CAR #17- 5 SECONDS TIME PENALTY ADDED TO RACE TIME - GAINING ADVANTAGE OUT OF TRACK
- CAR #81- 5 SECONDS TIME PENALTY ADDED TO RACE TIME - GAINING ADVANTAGE OUT OF TRACK
- CAR #11 - 5 SECONDS TIME PENALTY TO BE ADDED TO RACE TIME - GAINING ADVANTAGE OUT OF TRACK
- CAR #73 - 10 SECONDS TIME PENALTY TO BE ADDED TO RACE TIME - CAUSING A COLLISION WITH CAR 52
- CAR #70 - 5 SECONDS TIME PENALTY TO BE ADDED TO RACE TIME - CROSSING WHITE LINE AT PIT EXIT

Published at:.....

Track Temp: **33.4 °C** Air Temp: **24.4 °C** Humidity: **41 %** Track Status: **DRY**


Race Director:

Timekeeper:

Luis Garcia

JOB-1605-ESP/M





Autodromo Nazionale Monza
GT Cup Europe
Race - 2




GT Cup
 Europe

Provisional Classification by Driver Fastest Lap

Cl	N°	Entrant/Team	Nat	Vehicle	Driver	Nat	Cat	Cl	Laps	Best	Time	Gap	Interval	Km/h
1	19	Mertel Motorsport	DEU	Ferrari 488 Challenge Evo	Fernando Navarrete	ESP	AM	1	14	10	1:49.956			189.6
2	17	Rosscorsa Racing	ITA	Ferrari 488 Challenge Evo	Andrea Belicchi	ITA	PROAM	1	14	7	1:50.239	0.283	0.283	189.1
3	80	Mertel Motorsport	DEU	Ferrari 488 Challenge Evo	Iván Velasco	ESP	PROAM	2	13	11	1:51.062	1.106	0.823	187.7
4	81	Mertel Motorsport	DEU	Ferrari 488 Challenge Evo	Luca Ludwig	DEU	PROAM	3	10	5	1:51.179	1.223	0.117	187.5
5	44	Eugenio Pisani / SP Racing	ITA	Porsche 911 GT3 Cup gen 2	Eugenio Pisani	ITA	PROAM	4	14	9	1:51.434	1.478	0.255	187.1
6	47	EST1 Racing	EST	Porsche 992 GT3 Cup	Alex Reimann	EST	PROAM	5	16	7	1:51.502	1.546	0.068	187.0
7	78	ZRS Motorsport	ITA	Porsche 992 GT3 Cup	Fabio Babini	ITA	PROAM	6	14	13	1:51.542	1.586	0.040	186.9
8	54	Q1-trackracing	BEL	Porsche 992 GT3 Cup	Jan Laurysen	BEL	PROAM	7	21	10	1:51.585	1.629	0.043	186.8
9	57	Q1-trackracing	BEL	Porsche 992 GT3 Cup	Quentin Antonel	FRA	AM*	2	14	12	1:51.778	1.822	0.193	186.5
10	80	Mertel Motorsport	DEU	Ferrari 488 Challenge Evo	Jorge Cabezas	ESP	PROAM	8	8	2	1:51.810	1.854	0.032	186.5
11	73	Van Straten / Orhès Racing	FRA	Porsche 992 GT3 Cup	Remi Van Straaten	FRA	PROAM	9	10	5	1:52.322	2.366	0.512	185.6
12	12	GDL Racing	SMR	Porsche 992 GT3 Cup	Glauco Solieri	ITA	AM	3	21	16	1:52.870	2.914	0.548	184.7
13	77	EST1 Racing	EST	Porsche 992 GT3 Cup	Indrek Jaaska	EST	AM	4	21	16	1:52.892	2.936	0.022	184.7
14	69	Kessel Racing	CHE	Ferrari 488 Challenge Evo	Alexandre Bochez	CHE	AM	5	10	5	1:53.005	3.049	0.113	184.5
15	69	Kessel Racing	CHE	Ferrari 488 Challenge Evo	Mikaël Bochez	CHE	AM	6	11	9	1:53.064	3.108	0.059	184.4
16	67	GDL Racing	SMR	Porsche 992 GT3 Cup	Federico Lamperti	ITA	AM	7	12	9	1:53.093	3.137	0.029	184.4
17	14	Ghinzani Arco Motorsport	ITA	Porsche 992 GT3 Cup	Laura Van den Heng	NLD	AM	8	11	10	1:53.181	3.225	0.088	184.2
18	68	GDL Racing	SMR	Porsche 992 GT3 Cup	Samuele Bosio	ITA	AM	9	21	10	1:53.252	3.296	0.071	184.1
19	21	Camil Perian / R01 Racing by Varu Nicu	ROU	Porsche 911 GT3 Cup gen 2	Florin Tincescu	ROU	AM	10	10	2	1:53.304	3.348	0.052	184.0
20	17	Rosscorsa Racing	ITA	Ferrari 488 Challenge Evo	Lorenzo Innocenti	ITA	PROAM	10	7	6	1:53.320	3.364	0.016	184.0
21	81	Mertel Motorsport	DEU	Ferrari 488 Challenge Evo	Steven Liquorish	GBR	PROAM	11	11	9	1:53.547	3.591	0.227	183.6
22	73	Van Straten / Orhès Racing	FRA	Porsche 992 GT3 Cup	Axel Van Straaten	FRA	PROAM	12	11	6	1:53.695	3.739	0.148	183.4
23	57	Q1-trackracing	BEL	Porsche 992 GT3 Cup	Nicolas Vandierendoo	BEL	AM*	11	7	2	1:54.455	4.499	0.760	182.2
24	11	Fabio Fabiani / SP Racing	ITA	Porsche 911 GT3 Cup gen 2	Fabio Fabiani	ITA	AM	12	10	5	1:54.961	5.005	0.506	181.4
25	78	ZRS Motorsport	ITA	Porsche 992 GT3 Cup	Davide Scannicchio	ITA	PROAM	13	7	2	1:55.508	5.552	0.547	180.5
26	67	GDL Racing	SMR	Porsche 992 GT3 Cup	Stefano Borghi	ITA	AM	13	8	3	1:56.305	6.349	0.797	179.3
27	11	Fabio Fabiani / SP Racing	ITA	Porsche 911 GT3 Cup gen 2	Stefano Zerbi	ITA	AM	14	11	7	1:56.533	6.577	0.228	178.9
28	21	Camil Perian / R01 Racing by Varu Nicu	ROU	Porsche 911 GT3 Cup gen 2	Roberto Bosio	ROU	AM	15	11	9	1:56.655	6.699	0.122	178.7
29	70	GDL Racing	SMR	Porsche 911 GT3 Cup gen 2	Roberto Bosio	ITA	AM	16	21	8	1:57.146	7.190	0.491	178.0
30	44	Eugenio Pisani / SP Racing	ITA	Porsche 911 GT3 Cup gen 2	Stefano Zanini	MCO	PROAM	14	7	6	1:57.182	7.226	0.036	177.9
31	14	Ghinzani Arco Motorsport	ITA	Porsche 992 GT3 Cup	Maurizio Fondi	ITA	AM	17	10	9	1:58.393	8.437	1.211	176.1
32	19	Mertel Motorsport	DEU	Ferrari 488 Challenge Evo	Stefano Bozzoni	ITA	AM	18	2	2	1:59.217	9.261	0.824	174.9
33	71	GDL Racing	SMR	Porsche 911 GT3 Cup gen 2	Jim Michaelian	USA	AM	19	20	7	2:03.128	13.172	3.911	169.3
34	52	Q1-trackracing	BEL	Porsche 992 GT3 Cup	Laurent Vandervelde	BEL	AM	20	1	1	2:03.564	13.608	0.436	168.7





Autodromo Nazionale Monza

GT Cup Europe

Race - 2

Distance and Speed Average



Autodromo Nazionale Monza 5.793 m

Cls	N°	Entrant/Team	Nat	Driver 1	Nat	Driver 2	Nat	Vehicle	Cat	Cls	Laps	Distance	Total Time	Km/h
1	80	Mertel Motorsport		Iván Velasco		Jorge Cabezas		Ferrari 488 Challenge Evo	PROAM	1	21	121.65	45:08.279	161.7
2	54	Q1-trackracing		Jan Laurysse				Porsche 992 GT3 Cup	PROAM	2	21	121.65	45:10.610	161.5
3	69	Kessel Racing		Alexandre Bochez		Mikaël Bochez		Ferrari 488 Challenge Evo	AM	1	21	121.65	45:11.853	161.4
4	12	GDL Racing		Glauco Solieri				Porsche 992 GT3 Cup	AM	2	21	121.65	45:13.204	161.4
5	17	Rossocorsa Racing		Lorenzo Innocenti		Andrea Belicchi		Ferrari 488 Challenge Evo	PROAM	3	21	121.65	45:14.602	161.3
6	78	ZRS Motorsport		Daide Scannicchio		Fabio Babini		Porsche 992 GT3 Cup	PROAM	4	21	121.65	45:14.879	161.3
7	81	Mertel Motorsport		Luca Ludwig		Steven Liguorish		Ferrari 488 Challenge Evo	PROAM	5	21	121.65	45:15.065	161.3
8	57	Q1-trackracing		Quentin Antone!		Nicolas Vandierendonck		Porsche 992 GT3 Cup	AM*	3	21	121.65	45:15.875	161.2
9	21	Camil Perian / R01 Racing by Varu Nicu		Camil Perian		Florin Tinescu		Porsche 911 GT3 Cup gen 2	AM	4	21	121.65	45:16.530	161.2
10	68	GDL Racing		Samuele Bosio				Porsche 992 GT3 Cup	AM	5	21	121.65	45:17.028	161.1
11	77	EST1 Racing		Indrek Jaaska				Porsche 992 GT3 Cup	AM	6	21	121.65	45:18.237	161.1
12	44	Eugenio Pisani / SP Racing		Eugenio Pisani		Stefano Zanini		Porsche 911 GT3 Cup gen 2	PROAM	6	21	121.65	45:20.977	160.9
13	73	Van Straten / Orhès Racing		Axel Van Straaten		Remi Van Straaten		Porsche 992 GT3 Cup	PROAM	7	21	121.65	45:22.407	160.8
14	11	Fabio Fabiani / SP Racing		Fabio Fabiani		Stefano Zerbi		Porsche 911 GT3 Cup gen 2	AM	7	21	121.65	45:23.485	160.8
15	14	Ghinzani Arco Motorsport		Maurizio Fondi		Laura Van den Hengel		Porsche 992 GT3 Cup	AM	8	21	121.65	45:24.625	160.7
16	70	GDL Racing		Roberto Bosio				Porsche 911 GT3 Cup gen 2	AM	9	21	121.65	45:30.214	160.4
17	67	GDL Racing		Federico Lamperti		Stefano Borghi		Porsche 992 GT3 Cup	AM	10	20	115.86	43:23.093	160.2
18	71	GDL Racing		Jim Michaelian				Porsche 911 GT3 Cup gen 2	AM	11	20	115.86	45:39.282	152.2
19	47	EST1 Racing		Alex Reimann				Porsche 992 GT3 Cup	PROAM	8	16	92.68	33:18.184	166.9
20	19	Mertel Motorsport		Stefano Bozzoni		Fernando Navarrete		Ferrari 488 Challenge Evo	AM	12	16	92.68	33:18.841	166.9
Not classified: (Requirements: 75% of number laps of leader = 16 Laps)														
	52	Q1-trackracing		Xander Przybylak		Laurent Vandervelde		Porsche 992 GT3 Cup	AM	13	1	05.79	2:03.564	168.7





Autodromo Nazionale Monza
GT Cup Europe
Race - 2
Lap Analysis



11							14								
Fabio Fabiani							Maurizio Fondi								
Porsche 911 GT3 Cup gen 2							Porsche 992 GT3 Cup								
AM Stefano Zerbi							AM Laura Van den Hengel								
Fabio Fabiani / SP Racing							Ghinzani Arco Motorsport								
Lap	D	Time	Sector 1	Sector 2	Sector 3	T. Spd	Elapsed	Lap	D	Time	Sector 1	Sector 2	Sector 3	T. Spd	Elapsed
1	2	2:08.691	45.919	41.255	41.517	175.3	2:08.691	1	2	2:06.413	44.988	40.483	40.942	176.4	2:06.413
2	2	1:57.481	35.855	40.317	41.309	243.7	4:06.172	2	2	1:55.768	36.025	39.483	40.260	252.3	4:02.181
3	2	2:15.482	35.870	43.711	55.901	253.5	6:21.654	3	2	2:17.737	35.386	41.686	1:00.665	261.5	6:19.918
4	2	3:09.196	1:09.810	1:06.646	52.740	141.1	9:30.850	4	2	3:08.751	1:09.962	1:06.041	52.748	138.6	9:28.669
5	2	1:56.946	35.754	39.964	41.228	251.1	11:27.796	5	2	1:54.805	35.737	38.713	40.355	254.1	11:23.474
6	2	1:57.212	35.591	39.963	41.658	246.0	13:25.008	6	2	1:54.888	35.803	39.249	39.836	264.7	13:18.362
7	2	1:56.533	35.655	40.033	40.845	255.9	15:21.541	7	2	1:54.963	35.526	39.806	39.631	269.3	15:13.325
8	2	1:57.106	35.580	40.221	41.305	247.1	17:18.647	8	2	1:54.222	35.368	38.985	39.869	264.0	17:07.547
9	2	1:57.409	35.807	40.696	40.906	251.7	19:16.056	9	2	1:53.557	35.013	38.946	39.598	274.8	19:01.104
10	2	1:57.022	35.502	40.171	41.349	254.1	21:13.078	10	2	1:53.181	35.076	38.750	39.355	272.0	20:54.285
11	2	2:04.359 P	35.801	40.690	47.868	246.0	23:17.437	11	2	2:01.622 P	34.075	39.409	48.138	269.3	22:55.907
12	1	3:08.244	1:46.860	40.553	40.831	214.2	26:25.681	12	1	3:31.139	2:07.417	41.478	42.244	203.7	26:27.046
13	1	1:56.800	35.456	40.068	41.276	247.7	28:22.481	13	1	2:00.043	36.322	41.356	42.365	268.6	28:27.089
14	1	1:56.879	35.555	40.429	40.895	268.6	30:19.360	14	1	1:59.215	36.402	40.904	41.909	260.8	30:26.304
15	1	1:55.875	35.338	39.846	40.691	269.3	32:15.235	15	1	1:59.257	36.483	40.880	41.894	251.7	32:25.561
16	1	1:54.961	35.036	39.720	40.205	272.7	34:10.196	16	1	1:59.522	36.295	41.046	42.181	265.3	34:25.083
17	1	2:06.367	35.526	40.191	50.650	244.8	36:16.563	17	1	2:06.957	40.507	42.352	44.098	179.7	36:32.040
18	1	2:29.437	41.371	43.964	1:04.102	195.2	38:46.000	18	1	2:16.490	40.114	43.566	52.810	216.8	38:48.530
19	1	2:36.591	53.411	53.854	49.326	138.6	41:22.591	19	1	2:34.927	52.755	52.853	49.319	108.7	41:23.457
20	1	1:56.359	36.020	40.209	40.130	255.9	43:18.950	20	1	1:58.393	37.119	39.992	41.282	224.0	43:21.850
21	1	1:59.535	35.512	41.203	42.820	247.7	45:18.485	21	1	2:02.775	38.259	40.985	43.531	263.4	45:24.625

12							17								
Glauco Solieri							Lorenzo Innocenti								
Porsche 992 GT3 Cup							Ferrari 488 Challenge Evo								
AM GDL Racing							PROAM Andrea Belicchi								
Rosscorsa Racing															
Lap	D	Time	Sector 1	Sector 2	Sector 3	T. Spd	Elapsed	Lap	D	Time	Sector 1	Sector 2	Sector 3	T. Spd	Elapsed
1		2:01.082	41.516	39.836	39.730	198.5	2:01.082	1	2	1:55.817	38.750	38.523	38.544	246.0	1:55.817
2		1:54.456	35.552	39.059	39.845	247.1	3:55.538	2	2	1:51.518	34.726	38.213	38.579	274.1	3:47.335
3		2:20.167	35.663	43.256	1:01.248	254.1	6:15.705	3	2	2:22.610	34.789	46.707	1:01.114	269.3	6:09.945
4		3:08.518	1:07.788	1:07.734	52.996	129.4	9:24.223	4	2	3:09.124	1:06.746	1:07.720	54.658	104.9	9:19.069
5		1:54.128	35.587	39.145	39.396	252.3	11:18.351	5	2	1:51.540	34.787	38.033	38.720	268.6	11:10.609
6		1:54.190	35.303	39.350	39.537	267.3	13:12.541	6	2	1:51.398	34.591	38.146	38.661	274.1	13:02.007
7		1:53.973	35.527	39.073	39.373	268.6	15:06.514	7	2	1:50.239	34.781	37.073	38.385	272.7	14:52.246
8		1:53.480	35.221	38.991	39.268	270.6	16:59.994	8	2	1:51.370	34.600	38.247	38.523	272.7	16:43.616
9		1:53.420	35.077	39.058	39.285	274.1	18:53.414	9	2	1:51.353	34.619	38.182	38.552	272.7	18:34.969
10		1:54.602	35.519	39.598	39.485	260.8	20:48.016	10	2	1:51.313	34.563	38.277	38.473	275.5	20:26.282
11		2:00.962 P	35.179	38.903	46.880	249.4	22:48.978	11	2	1:51.588	34.684	38.450	38.454	275.5	22:17.870
12		3:01.258	1:42.601	38.980	39.677	210.9	25:50.236	12	2	1:51.375	34.663	38.245	38.467	272.7	24:09.245
13		1:55.345	35.779	39.331	40.235	246.0	27:45.581	13	2	1:51.243	34.586	38.234	38.423	274.1	26:00.488
14		1:54.861	35.723	39.475	39.663	248.2	29:40.442	14	2	1:57.026 P	34.654	37.606	44.766	270.0	27:57.514
15		1:54.836	36.334	39.554	38.948	245.4	31:35.278	15	1	3:22.353	2:01.782	39.948	40.623	213.4	31:19.867
16		1:52.870	34.946	38.723	39.201	272.7	33:28.148	16	1	1:54.490	35.475	39.669	39.346	262.7	33:14.357
17		2:00.689	35.214	41.994	43.481	274.1	35:28.837	17	1	2:02.970	34.637	39.346	48.987	279.7	35:17.327
18		3:09.837	52.463	1:08.075	1:09.299	179.7	38:38.674	18	1	3:17.954	59.356	1:08.785	1:09.813	166.1	38:35.281
19		2:39.917	55.027	53.997	50.893	113.0	41:18.591	19	1	2:41.812	54.912	54.191	52.709	118.4	41:17.093
20		1:57.445	36.216	40.702	40.527	247.7	43:16.036	20	1	1:53.320	35.802	38.622	38.896	274.1	43:10.413
21		1:57.168	35.140	40.199	41.829	254.7	45:13.204	21	1	1:59.189	34.611	39.063	45.515	280.5	45:09.602





Autodromo Nazionale Monza
GT Cup Europe
Race - 2
Lap Analysis



19 Stefano Bozzoni Ferrari 488 Challenge Evo **44** Eugenio Pisani Porsche 911 GT3 Cup gen 2
 AM Fernando Navarrete Martel Motorsport PROAM Stefano Zanini Eugenio Pisani / SP Racing

Lap	D	Time	Sector 1	Sector 2	Sector 3	T. Spd	Elapsed	Lap	D	Time	Sector 1	Sector 2	Sector 3	T. Spd	Elapsed
1	2	1:59.092	40.514	39.033	39.545	220.8	1:59.092	1	1	1:57.244	39.281	39.020	38.943	229.2	1:57.244
2	2	1:52.233	34.627	38.692	38.914	266.6	3:51.325	2	1	1:53.040	35.656	38.349	39.035	252.9	3:50.284
3	2	2:21.590	35.255	45.142	1:01.193	245.4	6:12.915	3	1	2:21.092	35.228	44.804	1:01.060	257.7	6:11.376
4	2	3:08.958	1:07.675	1:07.370	53.913	125.4	9:21.873	4	1	3:09.054	1:06.925	1:07.722	54.407	117.9	9:20.430
5	2	1:52.058	34.933	38.159	38.966	252.3	11:13.931	5	1	1:52.676	35.222	38.652	38.802	251.7	11:13.106
6	2	1:51.502	34.418	38.239	38.845	261.5	13:05.433	6	1	1:52.198	34.745	38.405	39.048	271.3	13:05.304
7	2	1:53.362	34.966	38.807	39.589	248.2	14:58.795	7	1	1:54.065	34.881	38.917	40.267	262.7	14:59.369
8	2	1:51.349	34.532	38.143	38.674	274.1	16:50.144	8	1	1:52.630	34.836	38.473	39.321	274.1	16:51.999
9	2	1:51.168	34.453	37.964	38.751	277.6	18:41.312	9	1	1:51.434	34.127	38.341	38.966	260.8	18:43.433
10	2	1:49.956	34.370	37.297	38.289	276.2	20:31.268	10	1	1:52.045	34.289	38.593	39.163	264.0	20:35.478
11	2	1:51.002	34.478	38.129	38.395	275.5	22:22.270	11	1	1:53.164	35.140	38.993	39.031	285.7	22:28.642
12	2	1:50.615	34.267	37.979	38.369	277.6	24:12.885	12	1	1:53.151	34.902	38.739	39.510	255.3	24:21.793
13	2	1:50.968	34.316	38.252	38.400	269.3	26:03.853	13	1	1:53.361	34.621	39.219	39.521	269.3	26:15.154
14	2	1:57.608 P	34.551	38.416	44.641	267.3	28:01.461	14	1	1:59.441 P	35.573	39.225	44.643	257.1	28:14.595
15	1	3:18.163	1:55.882	40.653	41.628	209.3	31:19.624	15	2	3:06.396	1:44.464	39.987	41.945	213.0	31:20.991
16	1	1:59.217	36.149	41.439	41.629	249.4	33:18.841	16	2	1:57.970	35.519	41.271	41.180	246.0	33:18.961
17	1	40.183	1:11.344	240.5				17	2	2:59.493 P	43.126	1:09.913	1:06.454	244.3	36:18.454

21 Camil Perian Porsche 911 GT3 Cup gen 2
 AM Florin Tincescu Camil Perian / R01 Racing by Varu

Lap	D	Time	Sector 1	Sector 2	Sector 3	T. Spd	Elapsed	Lap	D	Time	Sector 1	Sector 2	Sector 3	T. Spd	Elapsed
1	1	2:10.518	46.512	42.261	41.745	169.2	2:10.518	18	2	2:37.949	1:15.837	40.494	41.618	206.1	38:56.403
2	1	1:57.592	36.652	39.697	41.243	213.8	4:08.110	19	2	2:28.685	46.384	53.828	48.473	128.2	41:25.088
3	1	2:15.228	36.425	43.284	55.519	242.6	6:23.338	20	2	1:57.182	36.897	39.640	40.645	219.0	43:22.270
4	1	3:08.636	1:09.438	1:06.106	53.092	135.3	9:31.974	21	2	1:58.707	34.835	40.281	43.591	269.3	45:20.977


47 Alex Reimann Porsche 992 GT3 Cup
 PROAM EST1 Racing

Lap	D	Time	Sector 1	Sector 2	Sector 3	T. Spd	Elapsed
1	1	1:59.211	40.774	39.466	38.971	218.1	1:59.211
2	1	1:52.377	34.830	38.630	38.917	260.2	3:51.588
3	1	2:21.608	35.702	44.703	1:01.203	252.9	6:13.196
4	1	3:08.998	1:07.705	1:07.533	53.760	128.4	9:22.194
5	1	1:52.265	35.196	38.345	38.724	248.2	11:14.459
6	1	1:55.148	34.794	41.929	38.425	266.6	13:09.607
7	1	1:51.502	34.723	38.154	38.625	272.7	15:01.109
8	1	1:51.676	34.915	38.332	38.429	241.0	16:52.785
9	1	1:51.826	34.826	38.124	38.876	252.9	18:44.611
10	1	1:52.169	35.360	38.507	38.302	268.6	20:36.780
11	1	1:59.314 P	35.351	38.056	45.907	264.7	22:36.094
12	1	3:11.857	1:54.343	38.964	38.550	212.5	25:47.951
13	1	1:52.521	34.852	38.934	38.735	268.6	27:40.472
14	1	1:51.700	34.895	38.449	38.356	255.3	29:32.172
15	1	1:51.922	34.767	38.317	38.838	260.2	31:24.094
16	1	1:54.090	34.776	38.985	40.329	262.7	33:18.184

52 Xander Przybylak Porsche 992 GT3 Cup
 AM Laurent Vanderveelde Q1-trackracing

Lap	D	Time	Sector 1	Sector 2	Sector 3	T. Spd	Elapsed
1	2	2:03.564	42.420	40.055	41.089	201.1	2:03.564





Autodromo Nazionale Monza
GT Cup Europe
Race - 2
Lap Analysis



54

Jan Lauryssen

Porsche 992 GT3 Cup **67**

Federico Lamperti

Porsche 992 GT3 Cup

PROAM

Q1-trackracing AM

Stefano Borghi

GDL Racing

Lap	D	Time	Sector 1	Sector 2	Sector 3	T. Spd	Elapsed	Lap	D	Time	Sector 1	Sector 2	Sector 3	T. Spd	Elapsed
1		1:58.104	40.049	38.945	39.110	226.4	1:58.104	1	1	2:04.284	43.612	40.467	40.205	193.5	2:04.284
2		1:52.623	35.287	38.500	38.836	262.7	3:50.727	2	1	1:54.803	36.029	39.307	39.467	257.7	3:59.087
3		2:21.265	35.115	45.179	1:00.971	267.9	6:11.992	3	1	2:19.220	35.543	43.481	1:00.196	254.1	6:18.307
4		3:08.989	1:07.562	1:07.242	54.185	118.6	9:20.981	4	1	3:08.507	1:09.133	1:06.708	52.666	126.9	9:26.814
5		1:53.842	35.318	38.596	39.928	252.9	11:14.823	5	1	1:55.403	35.345	39.057	41.001	253.5	11:22.217
6		1:52.322	35.134	38.375	38.813	262.7	13:07.145	6	1	1:55.033	36.324	38.823	39.886	262.7	13:17.250
7		1:52.721	34.998	38.832	38.891	271.3	14:59.866	7	1	1:53.714	35.326	38.712	39.676	272.7	15:10.964
8		1:52.437	35.071	38.237	39.129	256.5	16:52.303	8	1	1:54.046	35.719	38.911	39.416	260.8	17:05.010
9		1:52.188	34.829	38.388	38.971	259.6	18:44.491	9	1	1:53.093	35.373	38.551	39.169	268.6	18:58.103
10		1:51.585	35.119	37.794	38.672	267.9	20:36.076	10	1	1:53.352	35.198	38.555	39.599	271.3	20:51.455
11		1:59.341 P	34.996	38.930	45.415	266.6	22:35.417	11	1	1:53.794	35.530	38.637	39.627	265.3	22:45.249
12		3:08.529	1:51.108	38.419	39.002	210.5	25:43.946	12	1	2:01.460 P	35.425	38.970	47.065	270.6	24:46.709
13		1:52.227	35.117	38.305	38.805	264.7	27:36.173	13	2	3:56.872	2:34.722	40.357	41.793	205.7	28:43.581
14		1:52.953	35.632	38.391	38.930	264.7	29:29.126	14	2	1:57.324	36.119	39.613	41.592	267.9	30:40.905
15		1:52.158	35.155	38.205	38.798	270.0	31:21.284	15	2	1:56.305	35.785	39.350	41.170	260.8	32:37.210
16		1:56.360	35.294	41.148	39.918	251.7	33:17.644	16	2	1:57.011	35.739	39.849	41.423	262.1	34:34.221
17		2:02.032	34.949	41.589	45.494	271.3	35:19.676	17	2	1:58.921	36.102	39.803	43.016	229.2	36:33.142
18		3:16.688	58.097	1:08.787	1:09.804	157.2	38:36.364	18	2	2:17.044	39.980	43.443	53.621	193.2	38:50.186
19		2:41.031	55.256	53.384	52.391	119.8	41:17.395	19	2	2:34.541	52.111	53.684	48.746	123.1	41:24.727
20		1:54.587	36.493	39.326	38.768	259.6	43:11.982	20	2	1:58.366	37.649	40.161	40.556	215.1	43:23.093
21		1:58.628	34.942	38.421	45.265	270.6	45:10.610								

57

Quentin Antonel

Porsche 992 GT3 Cup

AM

Samuele Bosio

Porsche 992 GT3 Cup

AM*

Nicolas Vandierendonck

Q1-trackracing

GDL Racing

Lap	D	Time	Sector 1	Sector 2	Sector 3	T. Spd	Elapsed	Lap	D	Time	Sector 1	Sector 2	Sector 3	T. Spd	Elapsed
1	1	1:59.730	41.061	39.673	38.996	213.0	1:59.730	1	1	2:05.377	43.966	40.832	40.579	199.6	2:05.377
2	1	1:53.447	35.623	38.882	38.942	242.1	3:53.177	2	1	1:55.638	35.753	39.594	40.291	267.9	4:01.015
3	1	2:21.295	35.372	44.724	1:01.199	247.1	6:14.472	3	1	2:18.181	35.339	42.405	1:00.437	262.1	6:19.196
4	1	3:08.328	1:07.897	1:07.719	52.712	124.5	9:22.800	4	1	3:08.688	1:09.661	1:06.603	52.424	136.1	9:27.884
5	1	1:53.458	35.531	38.798	39.129	247.7	11:16.258	5	1	1:55.027	35.784	38.901	40.342	255.3	11:22.911
6	1	1:52.366	35.126	38.432	38.808	265.3	13:08.624	6	1	1:54.842	35.605	39.416	39.821	268.6	13:17.753
7	1	1:52.212	35.045	38.413	38.754	264.7	15:00.836	7	1	1:56.344	35.912	40.523	39.909	264.7	15:14.097
8	1	1:52.216	35.013	38.286	38.917	263.4	16:53.052	8	1	1:54.471	35.994	38.860	39.617	252.3	17:08.568
9	1	1:52.331	35.166	38.276	38.889	255.3	18:45.383	9	1	1:53.580	35.300	38.659	39.621	270.0	19:02.148
10	1	1:52.098	35.081	38.454	38.563	264.0	20:37.481	10	1	1:53.252	35.255	38.587	39.410	270.0	20:55.400
11	1	1:52.098	35.081	38.454	38.563	264.0	20:37.481	11	1	1:53.910	35.372	38.849	39.689	272.0	22:49.310
12	1	1:52.323	35.147	38.181	38.995	263.4	22:29.804	12	1	1:54.075	35.537	38.646	39.892	269.3	24:43.385
13	1	1:53.568	35.177	39.070	39.321	260.2	26:15.150	13	1	1:53.524	35.338	38.633	39.553	266.6	26:36.909
14	1	2:00.381 P	35.537	39.453	45.391	268.6	28:15.531	14	1	2:00.776 P	35.495	38.175	47.106	260.2	28:37.685
15	2	3:21.639	2:01.087	39.810	40.742	205.3	31:37.170	15	2	3:00.363	1:41.709	38.917	39.737	208.8	31:38.048
16	2	1:54.455	35.478	39.060	39.917	267.9	33:31.625	16	2	1:54.707	35.352	39.143	40.212	267.9	33:32.755
17	2	1:58.384	35.642	41.541	41.201	253.5	35:30.009	17	2	1:59.087	35.524	41.851	41.712	261.5	35:31.842
18	2	3:10.880	52.929	1:08.054	1:09.897	170.0	38:40.889	18	2	3:09.887	52.166	1:08.071	1:09.650	182.4	38:41.729
19	2	2:38.140	54.389	53.939	49.812	159.7	41:19.029	19	2	2:38.296	54.638	53.943	49.715	164.3	41:20.025
20	2	1:57.284	36.891	39.697	40.696	242.6	43:16.313	20	2	1:56.925	36.465	39.571	40.889	256.5	43:16.950
21	2	1:59.562	35.629	40.705	43.228	253.5	45:15.875	21	2	2:00.078	36.395	40.708	42.975	239.4	45:17.028





Autodromo Nazionale Monza
GT Cup Europe
Race - 2
Lap Analysis



GT Cup
Europe

69

Alexandre Bochez

Ferrari 488 Challenge Evo

71

Jim Michaelian

Porsche 911 GT3 Cup gen 2

AM

Mikaël Bochez

Kessel Racing

AM

GDL Racing

Lap	D	Time	Sector 1	Sector 2	Sector 3	T. Spd	Elapsed	Lap	D	Time	Sector 1	Sector 2	Sector 3	T. Spd	Elapsed
1	2	2:01.861	41.966	39.907	39.988	196.7	2:01.861	1		2:19.122	49.085	44.426	45.611	144.0	2:19.122
2	2	1:55.618	35.279	39.577	40.762	256.5	3:57.479	2		2:07.386	39.160	43.415	44.811	186.8	4:26.508
3	2	2:18.631	35.200	43.093	1:00.338	249.4	6:16.110	3		2:12.342	39.963	45.938	46.441	189.1	6:38.850
4	2	3:08.520	1:08.213	1:07.528	52.779	126.4	9:24.630	4		2:57.866	56.395	1:06.563	54.908	177.9	9:36.716
5	2	1:54.801	35.390	39.744	39.667	262.7	11:19.431	5		2:06.628	38.769	43.334	44.525	210.5	11:43.344
6	2	1:53.557	35.021	38.848	39.688	264.0	13:12.988	6		2:05.712	37.920	42.954	44.838	221.7	13:49.056
7	2	1:54.373	35.299	39.348	39.726	264.7	15:07.361	7		2:03.128	36.970	42.419	43.739	240.0	15:52.184
8	2	1:53.714	35.087	39.078	39.549	280.5	17:01.075	8		2:04.033	37.113	42.617	44.303	252.9	17:56.217
9	2	1:53.064	34.779	39.024	39.261	269.3	18:54.139	9		2:04.899	38.128	42.684	44.087	216.8	20:01.116
10	2	1:53.125	34.878	38.945	39.302	276.9	20:47.264	10		2:17.196 P	37.463	42.953	56.780	224.0	22:18.312
11	2	2:00.409 P	35.125	38.933	46.351	250.0	22:47.673	11		3:22.354	1:54.949	43.392	44.013	134.8	25:40.666
12	1	3:02.295	1:42.400	39.942	39.953	212.5	25:49.968	12		2:06.863	38.492	43.948	44.423	225.0	27:47.529
13	1	1:55.558	35.332	39.691	40.535	252.3	27:45.526	13		2:03.426	37.869	41.985	43.572	213.8	29:50.955
14	1	1:54.345	35.182	39.525	39.638	276.2	29:39.871	14		2:03.937	38.476	42.352	43.109	216.0	31:54.892
15	1	1:53.206	35.158	38.843	39.205	246.5	31:33.077	15		2:03.933	36.788	43.034	44.111	235.2	33:58.825
16	1	1:53.005	34.698	38.856	39.451	270.6	33:26.082	16		2:17.086	40.193	44.016	52.877	201.4	36:15.911
17	1	2:01.752	35.411	42.855	43.486	268.6	35:27.834	17		2:28.488	41.246	43.978	1:03.264	191.8	38:44.399
18	1	3:10.158	52.217	1:08.197	1:09.744	187.8	38:37.992	18		2:38.087	54.265	54.053	49.769	147.3	41:22.486
19	1	2:39.928	54.882	53.951	51.095	120.6	41:17.920	19		2:09.816	42.520	43.609	43.687	161.9	43:32.302
20	1	1:56.428	36.187	40.274	39.967	248.2	43:14.348	20		2:06.980	37.726	43.720	45.534	216.4	45:39.282
21	1	1:57.505	35.197	39.273	43.035	260.2	45:11.853								

70

Roberto Bosio

Porsche 911 GT3 Cup gen 2

73

Axel Van Straaten

Porsche 992 GT3 Cup

AM

GDL Racing

PROAM

Remi Van Straaten

Van Straten / Orhès Racing

Lap	D	Time	Sector 1	Sector 2	Sector 3	T. Spd	Elapsed	Lap	D	Time	Sector 1	Sector 2	Sector 3	T. Spd	Elapsed
1		2:11.212	46.237	42.178	42.797	166.9	2:11.212	1	1	2:03.089	42.722	40.084	40.283	187.1	2:03.089
2		2:00.239	37.189	40.901	42.149	211.7	4:11.451	2	1	1:55.560	36.596	38.937	40.027	227.3	3:58.649
3		2:13.060	36.338	41.656	55.066	219.5	6:24.511	3	1	2:19.104	35.480	43.101	1:00.523	257.1	6:17.753
4		3:09.382	1:09.816	1:06.133	53.433	131.8	9:33.893	4	1	3:08.470	1:08.776	1:06.725	52.969	148.3	9:26.223
5		1:58.797	36.557	40.345	41.895	220.8	11:32.690	5	1	1:54.277	35.302	39.279	39.696	242.6	11:20.500
6		1:57.990	36.343	40.294	41.353	224.0	13:30.680	6	1	1:53.695	35.194	39.023	39.478	256.5	13:14.195
7		1:57.429	36.267	39.309	41.853	231.2	15:28.109	7	1	1:53.933	35.060	39.389	39.484	245.4	15:08.128
8		1:57.146	36.080	39.964	41.102	232.2	17:25.255	8	1	1:54.061	35.597	38.913	39.551	264.7	17:02.189
9		1:57.653	35.880	40.401	41.372	235.2	19:22.908	9	1	1:54.312	35.529	39.289	39.494	266.6	18:56.501
10		1:57.741	36.294	39.919	41.528	226.8	21:20.649	10	1	1:53.838	34.888	39.083	39.867	268.6	20:50.339
11		2:04.947 P	36.154	40.204	48.589	233.2	23:25.596	11	1	1:59.892 P	35.148	38.460	46.284	269.3	22:50.231
12		3:10.028	1:47.725	40.468	41.835	201.4	26:35.624	12	2	3:04.152	1:44.234	39.976	39.942	211.3	25:54.383
13		1:58.819	36.307	40.710	41.802	235.8	28:34.443	13	2	1:54.073	35.800	39.173	39.100	234.2	27:48.456
14		1:57.882	35.984	40.048	41.850	230.7	30:32.325	14	2	1:53.599	35.726	38.616	39.257	234.2	29:42.055
15		1:57.629	36.045	40.395	41.189	246.0	32:29.954	15	2	1:54.332	35.388	39.196	39.748	242.1	31:36.387
16		1:57.484	35.509	40.137	41.838	250.5	34:27.438	16	2	1:52.322	34.823	38.576	38.923	269.3	33:28.709
17		2:05.146	38.990	42.238	43.918	177.3	36:32.584	17	2	2:00.407	35.117	42.174	43.116	266.0	35:29.116
18		2:16.706	40.163	43.473	53.070	192.1	38:49.290	18	2	3:11.059	52.908	1:08.247	1:09.904	177.0	38:40.175
19		2:34.866	52.629	53.537	48.700	117.0	41:24.156	19	2	2:38.602	54.272	54.401	49.929	121.6	41:18.777
20		1:58.486	37.288	39.859	41.339	205.3	43:22.642	20	2	1:56.147	36.392	40.224	39.531	246.5	43:14.924
21		2:02.572	40.294	39.923	42.355	252.3	45:25.214	21	2	1:57.483	35.314	40.366	41.803	255.9	45:12.407





Autodromo Nazionale Monza

GT Cup Europe

Race - 2

Lap Analysis



GT Cup Europe

77

Indrek Jaaska

Porsche 992 GT3 Cup 80

Iván Velasco

Ferrari 488 Challenge Evo

AM

EST1 Racing

PROAM

Jorge Cabezas

Mertel Motorsport

Lap	D	Time	Sector 1	Sector 2	Sector 3	T. Spd	Elapsed	Lap	D	Time	Sector 1	Sector 2	Sector 3	T. Spd	Elapsed
1		2:07.764	45.642	41.023	41.099	179.4	2:07.764	1	1	1:56.594	38.991	39.121	38.482	238.4	1:56.594
2		1:56.085	36.156	39.790	40.139	237.3	4:03.849	2	1	1:51.315	34.685	38.154	38.476	256.5	3:47.909
3		2:16.845	36.124	42.701	58.020	252.9	6:20.694	3	1	2:22.886	34.683	46.960	1:01.243	267.9	6:10.795
4		3:09.169	1:10.162	1:06.421	52.586	129.6	9:29.863	4	1	3:09.251	1:06.745	1:07.645	54.861	113.8	9:20.046
5		1:55.154	35.487	39.654	40.013	264.7	11:25.017	5	1	1:51.247	34.633	38.236	38.378	269.3	11:11.293
6		1:54.886	35.311	39.719	39.856	267.9	13:19.903	6	1	1:51.496	34.884	38.145	38.467	268.6	13:02.789
7		1:54.864	35.227	39.610	40.027	264.7	15:14.767	7	1	1:51.505	34.435	38.281	38.789	274.1	14:54.294
8		1:58.317	38.280	39.936	40.101	276.2	17:13.084	8	1	1:51.134	34.607	38.051	38.476	267.9	16:45.428
9		1:54.932	35.411	39.574	39.947	258.3	19:08.016	9	1	1:52.303	34.920	38.171	39.212	271.3	18:37.731
10		1:53.819	35.187	39.141	39.491	267.3	21:01.835	10	1	1:51.256	34.563	38.177	38.516	272.7	20:28.987
11		1:53.795	35.066	38.973	39.756	274.8	22:55.630	11	1	1:51.062	34.537	38.024	38.501	274.1	22:20.049
12		1:53.991	35.104	38.949	39.938	275.5	24:49.621	12	1	1:51.593	34.541	38.245	38.807	247.7	24:11.642
13		2:00.103 P	35.360	39.204	45.539	258.9	26:49.724	13	1	1:57.973 P	34.459	38.242	45.272	269.3	26:09.615
14		3:02.182	1:43.697	39.216	39.269	210.9	29:51.906	14	2	3:19.217	2:01.804	38.471	38.942	208.0	29:28.832
15		1:55.555	36.833	39.134	39.588	248.2	31:47.461	15	2	1:51.810	34.858	38.229	38.723	276.9	31:20.642
16		1:52.892	35.136	38.217	39.539	265.3	33:40.353	16	2	1:52.206	34.840	38.768	38.598	269.3	33:12.848
17		2:30.731	35.996	55.121	59.614	265.3	36:11.084	17	2	2:00.542	34.424	39.451	46.667	277.6	35:13.390
18		2:31.574	42.808	45.749	1:03.017	183.0	38:42.658	18	2	3:21.355	1:02.815	1:08.595	1:09.945	169.2	38:34.745
19		2:37.864	54.283	54.118	49.463	155.1	41:20.522	19	2	2:41.951	54.952	54.101	52.898	112.3	41:16.696
20		1:57.872	37.369	40.380	40.123	253.5	43:18.394	20	2	1:52.712	35.399	38.495	38.818	269.3	43:09.408
21		1:59.843	35.855	40.682	43.306	247.7	45:18.237	21	2	1:58.871	34.531	38.266	46.074	279.7	45:08.279

78

Davide Scannicchio

Porsche 992 GT3 Cup 81

Luca Ludwig

Ferrari 488 Challenge Evo

PROAM

Fabio Babini

ZRS Motorsport

PROAM

Steven Liquorish

Mertel Motorsport

Lap	D	Time	Sector 1	Sector 2	Sector 3	T. Spd	Elapsed	Lap	D	Time	Sector 1	Sector 2	Sector 3	T. Spd	Elapsed
1	2	1:59.070	40.759	39.408	38.903	221.7	1:59.070	1	2	2:03.617	43.481	40.402	39.734	198.1	2:03.617
2	2	1:52.619	35.523	38.528	38.568	245.4	3:51.689	2	2	1:54.464	35.579	39.233	39.652	252.3	3:58.081
3	2	2:21.927	36.076	44.654	1:01.197	257.1	6:13.616	3	2	2:18.475	35.365	43.009	1:00.101	271.3	6:16.556
4	2	3:09.067	1:07.893	1:07.638	53.536	129.0	9:22.683	4	2	3:08.882	1:09.059	1:06.893	52.930	125.2	9:25.438
5	2	1:52.508	35.227	38.621	38.660	256.5	11:15.191	5	2	1:54.662	35.377	39.659	39.626	272.7	11:20.100
6	2	1:52.240	35.098	38.630	38.512	257.7	13:07.431	6	2	1:53.652	35.192	39.125	39.335	274.1	13:13.752
7	2	1:51.953	34.953	38.422	38.578	268.6	14:59.384	7	2	1:53.982	35.238	39.370	39.374	270.6	15:07.734
8	2	1:52.294	35.055	38.395	38.844	264.7	16:51.678	8	2	1:54.589	35.217	39.215	40.157	276.9	17:02.323
9	2	1:51.766	35.209	38.107	38.450	272.7	18:43.444	9	2	1:53.547	35.247	39.064	39.236	269.3	18:55.870
10	2	1:51.728	35.262	38.245	38.221	264.7	20:35.172	10	2	1:55.779	35.108	39.413	41.258	274.8	20:51.649
11	2	1:51.910	35.052	38.366	38.492	271.3	22:27.082	11	2	2:02.591 P	35.664	39.405	47.522	270.0	22:54.240
12	2	1:51.566	34.907	38.199	38.460	272.7	24:18.648	12	1	3:00.523	1:42.693	38.567	39.263	206.1	25:54.763
13	2	1:51.542	34.873	38.164	38.505	272.7	26:10.190	13	1	1:52.216	34.678	38.476	39.062	266.6	27:46.979
14	2	1:57.178 P	34.804	38.257	44.117	270.0	28:07.368	14	1	1:52.786	34.618	39.161	39.007	269.3	29:39.765
15	1	3:07.820	1:47.681	40.095	40.044	210.5	31:15.188	15	1	1:51.576	34.659	38.232	38.685	267.3	31:31.341
16	1	1:55.508	35.737	39.681	40.090	270.6	33:10.696	16	1	1:51.179	34.424	38.036	38.719	275.5	33:22.520
17	1	1:59.307	35.499	39.484	44.324	270.6	35:10.003	17	1	1:59.924	34.662	39.750	45.512	280.5	35:22.444
18	1	3:24.086	1:04.671	1:09.610	1:09.805	129.4	38:34.089	18	1	3:14.641	56.521	1:08.547	1:09.573	167.7	38:37.085
19	1	2:42.546	55.004	54.101	53.441	130.7	41:16.635	19	1	2:40.560	55.250	53.473	51.837	125.0	41:17.645
20	1	1:57.694	36.894	40.492	40.308	257.1	43:14.329	20	1	1:53.772	35.962	38.787	39.023	260.8	43:11.417
21	1	2:00.550	35.764	42.348	42.438	257.7	45:14.879	21	1	1:58.648	34.611	38.425	45.612	271.3	45:10.065





Autodromo Nazionale Monza
GT Cup Europe
Race - 2



Analysis by Lap

Num	Lap Time	Gap	Num	Lap Time	Gap	Num	Lap Time	Gap	Num	Lap Time	Gap	Num	Lap Time	Gap
Lap 1			81	2:18.475	06.611	Lap 6			81	1:54.589	18.707	80	1:51.062	02.179
17	1:55.817		73	2:19.104	07.808	17	1:51.398		67	1:54.046	21.394	19	1:51.002	04.400
80	1:56.594	00.777	67	2:19.220	08.362	80	1:51.496	00.782	14	1:54.222	23.931	78	1:51.910	09.212
44	1:57.244	01.427	68	2:18.181	09.251	44	1:52.198	03.297	68	1:54.471	24.952	44	1:53.164	10.772
54	1:58.104	02.287	14	2:17.737	09.973	19	1:51.502	03.426	77	1:58.317	29.468	57	1:52.323	11.934
78	1:59.070	03.253	77	2:16.845	10.749	54	1:52.322	05.138	11	1:57.106	35.031	54	1:59.341	17.547
19	1:59.092	03.275	11	2:15.482	11.709	78	1:52.240	05.424	21	1:57.165	37.215	47	1:59.314	18.224
47	1:59.211	03.394	21	2:15.228	13.393	57	1:52.366	06.617	70	1:57.146	41.639	67	1:53.794	27.379
57	1:59.730	03.913	70	2:13.060	14.566	47	1:55.148	07.600	71	2:04.033	1:12.601	69	2:00.409	29.803
12	2:01.082	05.265	71	2:12.342	28.905	12	1:54.190	10.534	Num Lap Time Gap			12	2:00.962	31.108
69	2:01.861	06.044	Num Lap Time Gap			69	1:53.557	10.981	Lap 9			68	1:53.910	31.440
73	2:03.089	07.272	Lap 4			81	1:53.652	11.745	17	1:51.353		73	1:59.892	32.361
52	2:03.564	07.747	17	3:09.124		73	1:53.695	12.188	80	1:52.303	02.762	81	2:02.591	36.370
81	2:03.617	07.800	80	3:09.251	00.977	67	1:55.033	15.243	19	1:51.168	06.343	77	1:53.795	37.760
67	2:04.284	08.467	44	3:09.054	01.361	68	1:54.842	15.746	44	1:51.434	08.464	14	2:01.622	38.037
68	2:05.377	09.560	54	3:08.989	01.912	14	1:54.888	16.355	78	1:51.766	08.475	11	2:04.359	59.567
14	2:06.413	10.596	19	3:08.958	02.804	77	1:54.886	17.896	54	1:52.188	09.522	21	2:04.278	1:01.484
77	2:07.764	11.947	47	3:08.998	03.125	11	1:57.212	23.001	47	1:51.826	09.642	70	2:04.947	1:07.726
11	2:08.691	12.874	78	3:09.067	03.614	21	1:57.405	24.378	57	1:52.331	10.414	Num Lap Time Gap		
21	2:10.518	14.701	57	3:08.328	03.731	70	1:57.990	28.673	12	1:53.420	18.445	Lap 12		
70	2:11.212	15.395	12	3:08.518	05.154	71	2:05.712	47.049	69	1:53.064	19.170	17	1:51.375	
71	2:19.122	23.305	69	3:08.520	05.561	Num Lap Time Gap			81	1:53.547	20.901	80	1:51.593	02.397
Num Lap Time Gap			81	3:08.882	06.369	Lap 7			73	1:54.312	21.532	19	1:50.615	03.640
Lap 2			73	3:08.470	07.154	17	1:50.239		67	1:53.093	23.134	78	1:51.566	09.403
17	1:51.518		67	3:08.507	07.745	80	1:51.505	02.048	14	1:53.557	26.135	57	1:51.778	12.337
80	1:51.315	00.574	68	3:08.688	08.815	19	1:53.362	06.549	68	1:53.580	27.179	44	1:53.151	12.548
44	1:53.040	02.949	14	3:08.751	09.600	44	1:54.065	07.123	77	1:54.932	33.047	68	1:54.075	34.140
54	1:52.623	03.392	77	3:09.169	10.794	78	1:51.953	07.138	11	1:57.409	41.087	67	2:01.460	37.464
19	1:52.233	03.990	11	3:09.196	11.781	54	1:52.721	07.620	21	1:56.655	42.517	77	1:53.991	40.376
47	1:52.377	04.253	21	3:08.636	12.905	57	1:52.212	08.590	70	1:57.653	47.939	71	3:22.354	1 Lap
78	1:52.619	04.354	70	3:09.382	14.824	47	1:51.502	08.863	71	2:04.899	1:26.147	54	3:08.529	1:34.701
57	1:53.447	05.842	71	2:57.866	17.647	12	1:53.973	14.268	Num Lap Time Gap			47	3:11.857	1:38.706
12	1:54.456	08.203	Num Lap Time Gap			69	1:54.373	15.115	Lap 10			69	3:02.295	1:40.723
69	1:55.618	10.144	Lap 5			81	1:53.982	15.488	17	1:51.313		12	3:01.258	1:40.991
81	1:54.464	10.746	17	1:51.540		73	1:53.933	15.882	80	1:51.256	02.705	73	3:04.152	1:45.138
73	1:55.560	11.314	80	1:51.247	00.684	67	1:53.714	18.718	19	1:49.956	04.986	81	3:00.523	1:45.518
67	1:54.803	11.752	44	1:52.676	02.497	14	1:54.963	21.079	78	1:51.728	08.890	Num Lap Time Gap		
68	1:55.638	13.680	19	1:52.058	03.322	68	1:56.344	21.851	44	1:52.045	09.196	Lap 13		
14	1:55.768	14.846	47	1:52.265	03.850	77	1:54.864	22.521	54	1:51.585	09.794	17	1:51.243	
77	1:56.085	16.514	54	1:53.842	04.214	11	1:56.533	29.295	47	1:52.169	10.498	19	1:50.968	03.365
11	1:57.481	18.837	78	1:52.508	04.582	21	1:57.281	31.420	57	1:52.098	11.199	80	1:57.973	09.127
21	1:57.592	20.775	57	1:53.458	05.649	70	1:57.429	35.863	69	1:53.125	20.982	78	1:51.542	09.702
70	2:00.239	24.116	12	1:54.128	07.742	71	2:03.128	59.938	12	1:54.602	21.734	57	1:53.568	14.662
71	2:07.386	39.173	69	1:54.801	08.822	Num Lap Time Gap			73	1:53.838	24.057	44	1:53.361	14.666
Num Lap Time Gap			81	1:54.662	09.491	Lap 8			67	1:53.352	25.173	21	2:59.180	1 Lap
Lap 3			73	1:54.277	09.891	17	1:51.370		81	1:55.779	25.367	11	3:08.244	1 Lap
17	2:22.610		67	1:55.403	11.608	80	1:51.134	01.812	14	1:53.181	28.003	14	3:31.139	1 Lap
80	2:22.886	00.850	68	1:55.027	12.302	19	1:51.349	06.528	68	1:53.252	29.118	70	3:10.028	1 Lap
44	2:21.092	01.431	14	1:54.805	12.865	78	1:52.294	08.062	77	1:53.819	35.553	68	1:53.524	36.421
54	2:21.265	02.047	77	1:55.154	14.408	44	1:52.630	08.383	11	1:57.022	46.796	77	2:00.103	49.236
19	2:21.590	02.970	11	1:56.946	17.187	54	1:52.437	08.687	21	1:57.590	48.794	54	1:52.227	1:35.685
47	2:21.608	03.251	21	1:57.006	18.371	47	1:51.676	09.169	70	1:57.741	54.367	47	1:52.521	1:39.984
78	2:21.927	03.671	70	1:58.797	22.081	57	1:52.216	09.436	Num Lap Time Gap			69	1:55.558	1:45.038
57	2:21.295	04.527	71	2:06.628	32.735	12	1:53.480	16.378	Lap 11			12	1:55.345	1:45.093
12	2:20.167	05.760	Num Lap Time Gap			69	1:53.714	17.459	17	1:51.588		81	1:52.216	1:46.491
69	2:18.631	06.165	Lap 9			73	1:54.061	18.573	71	2:17.196	1 Lap	71	2:06.863	1 Lap
Num Lap Time Gap			Lap 6			Num Lap Time Gap			Lap 9			73	1:54.073	1:47.968
Lap 1			Lap 4			Lap 7			Lap 10			Lap 13		





Autodromo Nazionale Monza

GT Cup Europe

Race - 2

Analysis by Lap



GT Cup Europe

Europe


Num	Lap Time	Gap
Lap 14		
17	1:57.026	
19	1:57.608	03.947
78	1:57.178	09.854
21	1:53.304	1 Lap
44	1:59.441	17.081
57	2:00.381	18.017
11	1:56.800	1 Lap
14	2:00.043	1 Lap
70	1:58.819	1 Lap
68	2:00.776	40.171
67	3:56.872	1 Lap
80	3:19.217	1:31.318
54	1:52.953	1:31.612
47	1:51.700	1:34.658
81	1:52.786	1:42.251
69	1:54.345	1:42.357
12	1:54.861	1:42.928
73	1:53.599	1:44.541
71	2:03.426	1 Lap
77	3:02.182	1:54.392
21	1:53.591	2:07.915
11	1:56.879	2:21.846
14	1:59.215	2:28.790
70	1:57.882	2:34.811
67	1:57.324	2:43.391
Num	Lap Time	Gap
Lap 15		
78	3:07.820	
19	3:18.163	04.436
17	3:22.353	04.679
80	1:51.810	05.454
44	3:06.396	05.803
54	1:52.158	06.096
47	1:51.922	08.906
81	1:51.576	16.153
69	1:53.206	17.889
12	1:54.836	20.090
73	1:54.332	21.199
57	3:21.639	21.982
68	3:00.363	22.860
77	1:55.555	32.273
71	2:03.937	1 Lap
21	1:53.998	44.239
11	1:55.875	1:00.047
14	1:59.257	1:10.373
70	1:57.629	1:14.766
67	1:56.305	1:22.022
Num	Lap Time	Gap
Lap 16		
78	1:55.508	
80	1:52.206	02.152
17	1:54.490	03.661
54	1:56.360	06.948
47	1:54.090	07.488
19	1:59.217	08.145

Num	Lap Time	Gap
44	1:57.970	08.265
81	1:51.179	11.824
69	1:53.005	15.386
12	1:52.870	17.452
73	1:52.322	18.013
57	1:54.455	20.929
68	1:54.707	22.059
77	1:52.892	29.657
21	1:53.838	42.569
71	2:03.933	1 Lap
11	1:54.961	59.500
14	1:59.522	1:14.387
70	1:57.484	1:16.742
67	1:57.011	1:23.525
Num	Lap Time	Gap
Lap 17		
78	1:59.307	
80	2:00.542	03.387
17	2:02.970	07.324
54	2:02.032	09.673
81	1:59.924	12.441
69	2:01.752	17.831
12	2:00.689	18.834
73	2:00.407	19.113
57	1:58.384	20.006
68	1:59.087	21.839
77	2:30.731	1:01.081
21	2:21.412	1:04.674
71	2:17.086	1 Lap
11	2:06.367	1:06.560
44	2:59.493	1:08.451
14	2:06.957	1:22.037
70	2:05.146	1:22.581
67	1:58.921	1:23.139
Num	Lap Time	Gap
Lap 18		
78	3:24.086	
80	3:21.355	00.656
17	3:17.954	01.192
54	3:16.688	02.275
81	3:14.641	02.996
69	3:10.158	03.903
12	3:09.837	04.585
73	3:11.059	06.086
57	3:10.880	06.800
68	3:09.887	07.640
77	2:31.574	08.569
21	2:28.738	09.326
71	2:28.488	1 Lap
11	2:29.437	11.911
14	2:16.490	14.441
70	2:16.706	15.201
67	2:17.044	16.097
44	2:37.949	22.314

Num	Lap Time	Gap
Lap 19		
78	2:42.546	
80	2:41.951	00.061
17	2:41.812	00.458
54	2:41.031	00.760
81	2:40.560	01.010
69	2:39.928	01.285
12	2:39.917	01.956
73	2:38.602	02.142
57	2:38.140	02.394
68	2:38.296	03.390
77	2:37.864	03.887
21	2:37.700	04.480
71	2:38.087	1 Lap
11	2:36.591	05.956
14	2:34.927	06.822
70	2:34.866	07.521
67	2:34.541	08.092
44	2:28.685	08.453
Num	Lap Time	Gap
Lap 20		
80	1:52.712	
17	1:53.320	01.005
81	1:53.772	02.009
54	1:54.587	02.574
78	1:57.694	04.921
69	1:56.428	04.940
73	1:56.147	05.516
12	1:57.445	06.628
57	1:57.284	06.905
68	1:56.925	07.542
21	1:55.975	07.682
77	1:57.872	08.986
11	1:56.359	09.542
14	1:58.393	12.442
44	1:57.182	12.862
70	1:58.486	13.234
67	1:58.366	13.685
71	2:09.816	1 Lap
Num	Lap Time	Gap
Lap 21		
80	1:58.871	
17	1:59.189	01.323
81	1:58.648	01.786
54	1:58.628	02.331
69	1:57.505	03.574
73	1:57.483	04.128
12	1:57.168	04.925
78	2:00.550	06.600
57	1:59.562	07.596
21	1:59.440	08.251
68	2:00.078	08.749
77	1:59.843	09.958
11	1:59.535	10.206
44	1:58.707	12.698
14	2:02.775	16.346

Num	Lap Time	Gap
70	2:02.572	16.935
71	2:06.980	1 Lap





Autodromo Nazionale Monza

GT Cup Europe

Race - 2

Best Sectors Results



Sector - 1			Sector - 2			Sector - 3			Ideal Lap vs Best Lap		
Clas	Nº Driver	Time	Nº Driver	Time	Nº Driver	Time	Clas	Nº Driver	Ideal Lap	Best Lap	Clas
1	14 Fondi - Van den Hengel	34.075	17 Innocenti - Belicchi	37.073	78 Scannicchio - Babini	38.221	1	19 Bozzoni - Navarrete	1:49.853	1:49.956	1
2	44 Pisani - Zanini	34.127	19 Bozzoni - Navarrete	37.297	19 Bozzoni - Navarrete	38.289	2	17 Innocenti - Belicchi	1:50.021	1:50.239	2
3	19 Bozzoni - Navarrete	34.267	54 Jan Lauryszen	37.794	47 Alex Reimann	38.302	3	80 Velasco - Cabezas	1:50.826	1:51.062	3
4	80 Velasco - Cabezas	34.424	80 Velasco - Cabezas	38.024	80 Velasco - Cabezas	38.378	4	47 Alex Reimann	1:51.081	1:51.502	6
5	81 Ludwig - Liquorish	34.424	81 Ludwig - Liquorish	38.036	17 Innocenti - Belicchi	38.385	5	78 Scannicchio - Babini	1:51.132	1:51.542	7
6	17 Innocenti - Belicchi	34.563	47 Alex Reimann	38.056	57 Antonel - Vandierendonck	38.563	6	81 Ludwig - Liquorish	1:51.145	1:51.179	4
7	69 Bochez - Bochez	34.698	78 Scannicchio - Babini	38.107	54 Jan Lauryszen	38.672	7	44 Pisani - Zanini	1:51.270	1:51.434	5
8	47 Alex Reimann	34.723	57 Antonel - Vandierendonck	38.121	81 Ludwig - Liquorish	38.685	8	54 Jan Lauryszen	1:51.295	1:51.585	8
9	78 Scannicchio - Babini	34.804	68 Samuele Bosio	38.175	44 Pisani - Zanini	38.802	9	57 Antonel - Vandierendonck	1:51.697	1:51.778	9
10	73 Van Straaten - Van Straaten	34.823	77 Indrek Jaaska	38.217	73 Van Straaten - Van Straaten	38.923	10	14 Fondi - Van den Hengel	1:52.143	1:53.181	15
11	54 Jan Lauryszen	34.829	44 Pisani - Zanini	38.341	12 Glauco Solieri	38.948	11	73 Van Straaten - Van Straaten	1:52.206	1:52.322	10
12	21 Perian - Tincescu	34.943	73 Van Straaten - Van Straaten	38.460	67 Lamperti - Borghi	39.169	12	77 Indrek Jaaska	1:52.552	1:52.892	12
13	12 Glauco Solieri	34.946	67 Lamperti - Borghi	38.551	69 Bochez - Bochez	39.205	13	12 Glauco Solieri	1:52.617	1:52.870	11
14	57 Antonel - Vandierendonck	35.013	14 Fondi - Van den Hengel	38.713	77 Indrek Jaaska	39.269	14	69 Bochez - Bochez	1:52.746	1:53.005	13
15	11 Fabiani - Zerbi	35.036	12 Glauco Solieri	38.723	14 Fondi - Van den Hengel	39.355	15	68 Samuele Bosio	1:52.840	1:53.252	16
16	77 Indrek Jaaska	35.066	21 Perian - Tincescu	38.791	68 Samuele Bosio	39.410	16	67 Lamperti - Borghi	1:52.918	1:53.093	14
17	67 Lamperti - Borghi	35.198	69 Bochez - Bochez	38.843	21 Perian - Tincescu	39.516	17	21 Perian - Tincescu	1:53.250	1:53.304	17
18	68 Samuele Bosio	35.255	70 Roberto Bosio	39.309	11 Fabiani - Zerbi	40.130	18	11 Fabiani - Zerbi	1:54.886	1:54.961	18
19	70 Roberto Bosio	35.509	11 Fabiani - Zerbi	39.720	52 Przybylak - Vandervelde	41.089	19	70 Roberto Bosio	1:55.920	1:57.146	19
20	71 Jim Michaelian	36.788	52 Przybylak - Vandervelde	40.055	70 Roberto Bosio	41.102	20	71 Jim Michaelian	2:01.882	2:03.128	20
21	52 Przybylak - Vandervelde	42.420	71 Jim Michaelian	41.985	71 Jim Michaelian	43.109	21	52 Przybylak - Vandervelde	2:03.564	2:03.564	21





Autodromo Nazionale Monza

GT Cup Europe


Race - 2

Leader Sequence



N°	Entrant/Team	Nat	Driver 1	Nat	Driver 2	Nat	Vehicle	Cat	Start Lap	End Lap	Laps	Total Laps
17	Rossocorsa Racing		Lorenzo Innocenti		Andrea Belicchi		Ferrari 488 Challenge Evo	PROAM	1	14	14	14
78	ZRS Motorsport		Davide Scannicchio		Fabio Babini		Porsche 992 GT3 Cup	PROAM	15	19	5	5
80	Mertel Motorsport		Iván Velasco		Jorge Cabezas		Ferrari 488 Challenge Evo	PROAM	20	21	2	2





Autodromo Nazionale Monza

GT Cup Europe


Race - 2

Best 5 Lap Times



Cl	N° Entrant/Team	Nat	Driver 1	Nat	Driver 2	Nat	Vehicle	Cat	Cl	Best 1		Best 2		Best 3		Best 4		Best 5	
										Time	Lap	Time	Lap	Time	Lap	Time	Lap	Time	Lap
1	19 Mertel Motorsport	DEU	Stefano Bozzoni	ITA	Fernando Navarrete	ESP	Ferrari 488 Challenge Evo	AM	1	1:49.956	10	1:50.615	12	1:50.968	13	1:51.002	11	1:51.168	9
2	17 Rossocorsa Racing	ITA	Lorenzo Innocenti	ITA	Andrea Belicchi	ITA	Ferrari 488 Challenge Evo	PROAM	1	1:50.239	7	1:51.243	13	1:51.313	10	1:51.353	9	1:51.370	8
3	80 Mertel Motorsport	DEU	Iván Velasco	ESP	Jorge Cabezas	ESP	Ferrari 488 Challenge Evo	PROAM	2	1:51.062	11	1:51.134	8	1:51.247	5	1:51.256	10	1:51.315	2
4	81 Mertel Motorsport	DEU	Luca Ludwig	DEU	Steven Liquorish	GBR	Ferrari 488 Challenge Evo	PROAM	3	1:51.179	16	1:51.576	15	1:52.216	13	1:52.786	14	1:53.547	9
5	44 Eugenio Pisani / SP Racing	ITA	Eugenio Pisani	ITA	Stefano Zanini	MCO	Porsche 911 GT3 Cup gen 2	PROAM	4	1:51.434	9	1:52.045	10	1:52.198	6	1:52.630	8	1:52.676	5
6	47 EST1 Racing	EST	Alex Reimann	EST			Porsche 992 GT3 Cup	PROAM	5	1:51.502	7	1:51.676	8	1:51.700	14	1:51.826	9	1:51.922	15
7	78 ZRS Motorsport	ITA	Davide Scannicchio	ITA	Fabio Babini	ITA	Porsche 992 GT3 Cup	PROAM	6	1:51.542	13	1:51.566	12	1:51.728	10	1:51.766	9	1:51.910	11
8	54 Q1-trackracing	BEL	Jan Laurysen	BEL			Porsche 992 GT3 Cup	PROAM	7	1:51.585	10	1:52.158	15	1:52.188	9	1:52.227	13	1:52.322	6
9	57 Q1-trackracing	BEL	Quentin Antonel	FRA	Nicolas Vandierendonck	BEL	Porsche 992 GT3 Cup	AM*	2	1:51.778	12	1:52.098	10	1:52.212	7	1:52.216	8	1:52.323	11
10	73 Van Straten / Orhès Racing	FRA	Axel Van Straaten	FRA	Remi Van Straaten	FRA	Porsche 992 GT3 Cup	PROAM	8	1:52.322	16	1:53.599	14	1:53.695	6	1:53.838	10	1:53.933	7
11	12 GDL Racing	SMR	Glauco Solieri	ITA			Porsche 992 GT3 Cup	AM	3	1:52.870	16	1:53.420	9	1:53.480	8	1:53.973	7	1:54.128	5
12	77 EST1 Racing	EST	Indrek Jaaska	EST			Porsche 992 GT3 Cup	AM	4	1:52.892	16	1:53.795	11	1:53.819	10	1:53.991	12	1:54.864	7
13	69 Kessel Racing	CHE	Alexandre Bochez	CHE	Mikaël Bochez	CHE	Ferrari 488 Challenge Evo	AM	5	1:53.005	16	1:53.064	9	1:53.125	10	1:53.206	15	1:53.557	6
14	67 GDL Racing	ITA	Federico Lamperti	ITA	Stefano Borghi	ITA	Porsche 992 GT3 Cup	AM	6	1:53.093	9	1:53.352	10	1:53.714	7	1:53.794	11	1:54.046	8
15	14 Ghinzani Arco Motorsport	ITA	Maurizio Fondi	ITA	Laura Van den Hengel	NLD	Porsche 992 GT3 Cup	AM	7	1:53.181	10	1:53.557	9	1:54.222	8	1:54.805	5	1:54.888	6
16	68 GDL Racing	SMR	Samuele Bosio	ITA			Porsche 992 GT3 Cup	AM	8	1:53.252	10	1:53.524	13	1:53.580	9	1:53.910	11	1:54.075	12
17	21 Camil Perian / R01 Racing by Varu Nicu	ROU	Camil Perian	ROU	Florin Tincescu	ROU	Porsche 911 GT3 Cup gen 2	AM	9	1:53.304	13	1:53.591	14	1:53.838	16	1:53.998	15	1:55.975	20
18	11 Fabio Fabiani / SP Racing	ITA	Fabio Fabiani	ITA	Stefano Zerbi	ITA	Porsche 911 GT3 Cup gen 2	AM	10	1:54.961	16	1:55.875	15	1:56.359	20	1:56.533	7	1:56.800	13
19	70 GDL Racing	SMR	Roberto Bosio	ITA			Porsche 911 GT3 Cup gen 2	AM	11	1:57.146	8	1:57.429	7	1:57.484	16	1:57.629	15	1:57.653	9
20	71 GDL Racing	SMR	Jim Michaelian	USA			Porsche 911 GT3 Cup gen 2	AM	12	2:03.128	7	2:03.426	13	2:03.933	15	2:03.937	14	2:04.033	8
21	52 Q1-trackracing	BEL	Xander Przybylak	BEL	Laurent Vandervelde	BEL	Porsche 992 GT3 Cup	AM	13	2:03.564	1								





Autodromo Nazionale Monza

GT Cup Europe

Race - 2


Best 5 Top Speeds



Top 1 Top 2 Top 3 Top 4 Top 5

Cl	N° Entrant/Team	Nat	Driver 1	Nat	Driver 2	Nat	Vehicle	Cat	Cl	Top 1		Top 2		Top 3		Top 4		Top 5		Avg
										Km/h	Lap	Km/h	Lap	Km/h	Lap	Km/h	Lap	Km/h	Lap	
1	44 Eugenio Pisani / SP Racing	ITA	Eugenio Pisani	ITA	Stefano Zanini	IND	Porsche 911 GT3 Cup gen 2	PROAM	1	285.7	11	274.1	8	271.3	6	269.3	13	269.3	21	273.9
2	17 Rossocorsa Racing	ITA	Lorenzo Innocenti	ITA	Andrea Belicchi	ITA	Ferrari 488 Challenge Evo	PROAM	2	280.5	21	279.7	17	275.5	10	275.5	11	274.1	2	277.0
3	69 Kessel Racing	CHE	Alexandre Bochez	CHE	Mikaël Bochez	CHE	Ferrari 488 Challenge Evo	AM	1	280.5	8	276.9	10	276.2	14	270.6	16	269.3	9	274.7
4	81 Mertel Motorsport	DEU	Luca Ludwig	DEU	Steven Liquorish	GBR	Ferrari 488 Challenge Evo	PROAM	3	280.5	17	276.9	8	275.5	16	274.8	10	274.1	6	276.3
5	80 Mertel Motorsport	DEU	Iván Velasco	ESP	Jorge Cabezas	ESP	Ferrari 488 Challenge Evo	PROAM	4	279.7	21	277.6	17	276.9	15	274.1	7	274.1	11	276.5
6	19 Mertel Motorsport	DEU	Stefano Bozzoni	ITA	Fernando Navarrete	ESP	Ferrari 488 Challenge Evo	AM	2	277.6	9	277.6	12	276.2	10	275.5	11	274.1	8	276.2
7	67 GDL Racing	ITA	Federico Lamperti	ITA	Stefano Borghi	ITA	Porsche 992 GT3 Cup	AM	3	276.9	21	272.7	7	271.3	10	270.6	12	268.6	9	272.0
8	77 EST1 Racing	EST	Indrek Jaaska	EST			Porsche 992 GT3 Cup	AM	4	276.2	8	275.5	12	274.8	11	267.9	6	267.3	10	272.3
9	14 Ghinzani Arco Motorsport	ITA	Maurizio Fondi	ITA	Laura Van den Hengel	NLD	Porsche 992 GT3 Cup	AM	5	274.8	9	272.0	10	269.3	7	269.3	11	268.6	13	270.8
10	12 GDL Racing	SMR	Glauco Solieri	ITA			Porsche 992 GT3 Cup	AM	6	274.1	9	274.1	17	272.7	16	270.6	8	268.6	7	272.0
11	11 Fabio Fabiani / SP Racing	ITA	Fabio Fabiani	ITA	Stefano Zerbi	ITA	Porsche 911 GT3 Cup gen 2	AM	7	272.7	16	269.3	15	268.6	14	255.9	7	255.9	20	264.5
12	21 Camil Perian / R01 Racing by Varu Nicu	ROU	Camil Perian	ROU	Florin Tincescu	ROU	Porsche 911 GT3 Cup gen 2	AM	8	272.7	14	267.3	8	266.6	16	264.7	10	264.0	11	267.0
13	47 EST1 Racing	EST	Alex Reimann	EST			Porsche 992 GT3 Cup	PROAM	5	272.7	7	268.6	10	268.6	13	266.6	6	264.7	11	268.2
14	78 ZRS Motorsport	ITA	Davide Scannicchio	ITA	Fabio Babini	ITA	Porsche 992 GT3 Cup	PROAM	6	272.7	9	272.7	12	272.7	13	271.3	11	270.6	16	272.0
15	68 GDL Racing	SMR	Samuele Bosio	ITA			Porsche 992 GT3 Cup	AM	9	272.0	11	270.0	9	270.0	10	269.3	12	268.6	6	270.0
16	54 Q1-trackracing	BEL	Jan Lauryszen	BEL			Porsche 992 GT3 Cup	PROAM	7	271.3	7	271.3	17	270.6	21	270.0	15	267.9	3	270.2
17	73 Van Straten / Orhès Racing	FRA	Axel Van Straaten	FRA	Remi Van Straaten	FRA	Porsche 992 GT3 Cup	PROAM	8	269.3	11	269.3	16	268.6	10	266.6	9	266.0	17	267.9
18	57 Q1-trackracing	BEL	Quentin Antonel	FRA	Nicolas Vandierendonck	BEL	Porsche 992 GT3 Cup	AM*	10	268.6	14	267.9	16	267.3	12	265.3	6	264.7	7	266.8
19	71 GDL Racing	SMR	Jim Michaelian	USA			Porsche 911 GT3 Cup gen 2	AM	11	252.9	8	240.0	7	235.2	15	225.0	12	224.0	10	235.4
20	70 GDL Racing	SMR	Roberto Bosio	ITA			Porsche 911 GT3 Cup gen 2	AM	12	252.3	21	250.5	16	246.0	15	235.8	13	235.2	9	244.0
21	52 Q1-trackracing	BEL	Xander Przybylak	BEL	Laurent Vandervelde	BEL	Porsche 992 GT3 Cup	AM	13	201.1	1									201.1





Autodromo Nazionale Monza

GT Cup Europe

Race - 2


Fastest Laps Sequence

Autodromo Nazionale Monza 5.793 m.



Lap	Time of Day	Session Time	N° Entrant/Team	Nat	Driver 1	Nat	Driver 2	Nat	Vehicle	Cat	Time	Km/h
2	15:12:55.757	3:47.757	17 Rossocorsa Racing	ITA	Lorenzo Innocenti	ITA	Andrea Belicchi	ITA	Ferrari 488 Challenge Evo	PROAM	1:51.518	187.0
2	15:12:56.332	3:48.332	80 Mertel Motorsport	DEU	Iván Velasco	ESP	Jorge Cabezas	ESP	Ferrari 488 Challenge Evo	PROAM	1:51.315	187.3
5	15:20:19.716	11:11.716	80 Mertel Motorsport	DEU	Iván Velasco	ESP	Jorge Cabezas	ESP	Ferrari 488 Challenge Evo	PROAM	1:51.247	187.4
7	15:24:00.669	14:52.669	17 Rossocorsa Racing	ITA	Lorenzo Innocenti	ITA	Andrea Belicchi	ITA	Ferrari 488 Challenge Evo	PROAM	1:50.239	189.1
10	15:29:39.691	20:31.691	19 Mertel Motorsport	DEU	Stefano Bozzoni	ITA	Fernando Navarrete	ESP	Ferrari 488 Challenge Evo	AM	1:49.956	189.6





Autodromo Nazionale Monza

GT Cup Europe

Race - 2


Event Best Maximum Speed

Autodromo Nazionale Monza 5.793 m.



N°	Entrant/Team	Nat	Driver 1	Nat	Driver 2	Nat	Vehicle	Cat	Km/h	Session
44	Eugenio Pisani / SP Racing	ITA	Eugenio Pisani	ITA	Stefano Zanini	MCO	Porsche 911 GT3 Cup gen 2	PROAM	285.7	Race - 2
69	Kessel Racing	CHE	Alexandre Bochez	CHE	Mikaël Bochez	CHE	Ferrari 488 Challenge Evo	AM	280.5	Race - 2
81	Mertel Motorsport	DEU	Luca Ludwig	DEU	Steven Liquorish	GBR	Ferrari 488 Challenge Evo	PROAM	280.5	Race - 2
17	Rosscorsa Racing	ITA	Lorenzo Innocenti	ITA	Andrea Belicchi	ITA	Ferrari 488 Challenge Evo	PROAM	280.5	Race - 2
80	Mertel Motorsport	DEU	Iván Velasco	ESP	Jorge Cabezas	ESP	Ferrari 488 Challenge Evo	PROAM	279.7	Race - 2
19	Mertel Motorsport	DEU	Stefano Bozzoni	ITA	Fernando Navarrete	ESP	Ferrari 488 Challenge Evo	AM	277.6	Race - 2
21	Camil Perian / R01 Racing by Varu Nicu	ROU	Camil Perian	ROU	Florin Tincescu	ROU	Porsche 911 GT3 Cup gen 2	AM	276.9	Qualifying - 1 Driver - 1
78	ZRS Motorsport	ITA	Davide Scannicchio	ITA	Fabio Babini	ITA	Porsche 992 GT3 Cup	PROAM	276.9	Qualifying - 2 Driver - 2
67	GDL Racing	SMR	Federico Lamperti	ITA	Stefano Borghi	ITA	Porsche 992 GT3 Cup	AM	276.9	Race - 2
11	Fabio Fabiani / SP Racing	ITA	Fabio Fabiani	ITA	Stefano Zerbi	ITA	Porsche 911 GT3 Cup gen 2	AM	276.2	Qualifying - 1 Driver - 1
16	Volcano Motorsport	ESP	Evgenii Leonov	MDA			Porsche 992 GT3 Cup	PROAM*	276.2	Qualifying - 1 Driver - 1
47	EST1 Racing	EST	Alex Reimann	EST			Porsche 992 GT3 Cup	PROAM	276.2	Qualifying - 2 Driver - 2
77	EST1 Racing	EST	Indrek Jaaska	EST			Porsche 992 GT3 Cup	AM	276.2	Qualifying - 2 Driver - 2
57	Q1-trackracing	BEL	Quentin Antonel	FRA	Nicolas Vandierendonck	BEL	Porsche 992 GT3 Cup	AM*	274.8	Qualifying - 2 Driver - 2
14	Ghinzani Arco Motorsport	ITA	Maurizio Fondi	ITA	Laura Van den Hengel	NLD	Porsche 992 GT3 Cup	AM	274.8	Race - 2
52	Q1-trackracing	BEL	Xander Przybylak	BEL	Laurent Vandervelde	BEL	Porsche 992 GT3 Cup	AM	274.1	Qualifying - 2 Driver - 2
12	GDL Racing	SMR	Glauco Solieri	ITA			Porsche 992 GT3 Cup	AM	274.1	Race - 2
54	Q1-trackracing	BEL	Jan Lauryssen	BEL			Porsche 992 GT3 Cup	PROAM	272.7	Qualifying - 2 Driver - 2
73	Van Straten / Orhès Racing	FRA	Axel Van Straaten	FRA	Remi Van Straaten	FRA	Porsche 992 GT3 Cup	PROAM	272.0	Qualifying - 1 Driver - 1
68	GDL Racing	SMR	Samuele Bosio	ITA			Porsche 992 GT3 Cup	AM	272.0	Race - 2
55	Q1-trackracing	BEL	Gustavo Condé	BRA	H. Mello	BRA	Porsche 992 GT3 Cup	AM	262.1	Qualifying - 1 Driver - 1
71	GDL Racing	SMR	Jim Michaelian	USA			Porsche 911 GT3 Cup gen 2	AM	252.9	Race - 2
70	GDL Racing	SMR	Roberto Bosio	ITA			Porsche 911 GT3 Cup gen 2	AM	252.3	Race - 2





Autodromo Nazionale Monza

GT Cup Europe

Race - 2


Lap Chart



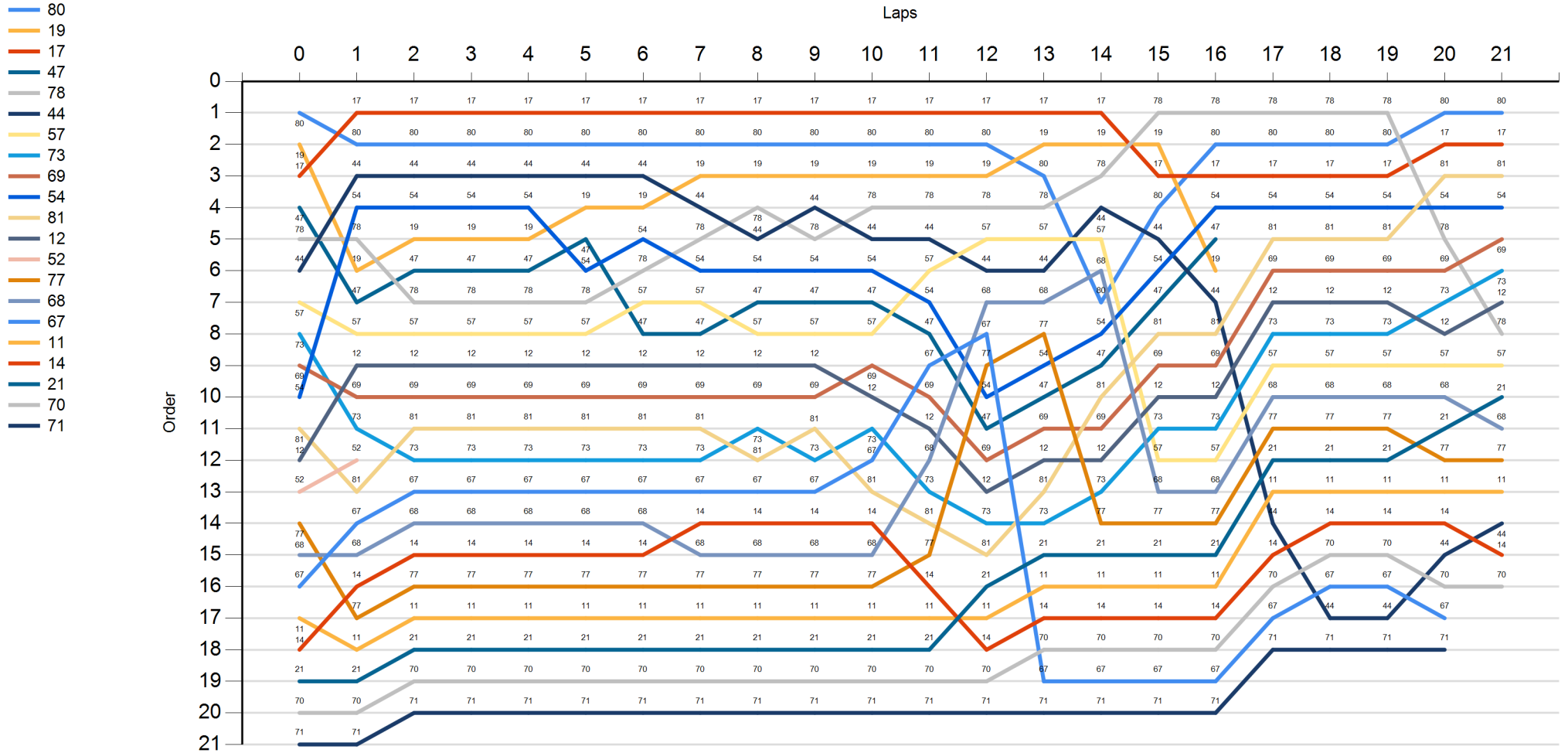
LAP


Nr	Po	Grid	1	2	3	4	5	6	7	8	9	10	11	12	13	14	15	16	17	18	19	20	21
80	1	80	17	17	17	17	17	17	17	17	17	17	17	17	17	17	78	78	78	78	78	80	80
19	2	19	80	80	80	80	80	80	80	80	80	80	80	80	19	19	19	80	80	80	80	17	17
17	3	17	44	44	44	44	44	44	19	19	19	19	19	19	80	78	17	17	17	17	17	81	81
47	4	47	54	54	54	54	19	19	44	78	44	78	78	78	78	44	80	54	54	54	54	54	54
78	5	78	78	19	19	19	47	54	78	44	78	44	44	57	57	57	44	47	81	81	81	78	69
44	6	44	19	47	47	47	54	78	54	54	54	54	57	44	44	68	54	19	69	69	69	69	73
57	7	57	47	78	78	78	78	57	57	47	47	47	54	68	68	80	47	44	12	12	12	73	12
73	8	73	57	57	57	57	57	47	47	57	57	57	47	67	77	54	81	81	73	73	73	12	78
69	9	69	12	12	12	12	12	12	12	12	12	69	67	77	54	47	69	69	57	57	57	57	57
54	10	54	69	69	69	69	69	69	69	69	69	12	69	54	47	81	12	12	68	68	68	68	21
81	11	81	73	81	81	81	81	81	81	73	81	73	12	47	69	69	73	73	77	77	77	21	68
12	12	12	52	73	73	73	73	73	73	81	73	67	68	69	12	12	57	57	21	21	21	77	77
52	13	52	81	67	67	67	67	67	67	67	67	81	73	12	81	73	68	68	11	11	11	11	11
77	14	77	67	68	68	68	68	68	14	14	14	14	81	73	73	77	77	77	44	14	14	14	44
68	15	68	68	14	14	14	14	14	68	68	68	68	77	81	21	21	21	21	14	70	70	44	14
67	16	67	14	77	77	77	77	77	77	77	77	14	21	11	11	11	11	11	70	67	67	70	70
11	17	11	77	11	11	11	11	11	11	11	11	11	11	11	14	14	14	14	67	44	44	67	
14	18	14	11	21	21	21	21	21	21	21	21	21	21	14	70	70	70	70	71	71	71	71	
21	19	21	21	70	70	70	70	70	70	70	70	70	70	70	67	67	67	67					
70	20	70	70	71	71	71	71	71	71	71	71	71	71	71	71	71	71	71					
71	21	71	71																				





Autodromo Nazionale Monza
 GT Cup Europe
 Race - 2
 Graphic Lap Chart





Autodromo Nazionale Monza

GT Cup Europe

Race - 2


Pit Stop Analysis



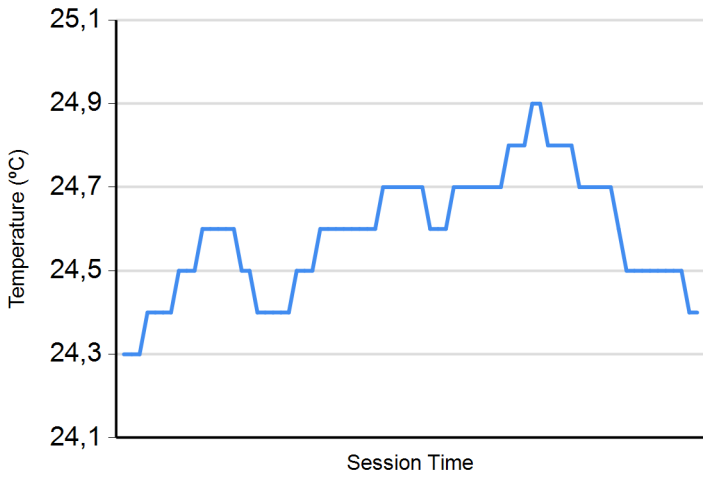
Ord	Nr.	In Day Time	Entrant/Team	Nat	Driver 1	Nat	Driver 2	Nat	Vehicle	Cat	In Time	Stop N°	Pit Time	Handicap	Diff.
1	71	15:31:21.243	GDL Racing	SMR	Jim Michaelian	USA			Porsche 911 GT3 Cup gen 2	AM	22:12.820	1	1:19.215	1:10	
2	54	15:31:38.515	Q1-trackracing	BEL	Jan Laurysen	BEL			Porsche 992 GT3 Cup	PROA	22:30.092	1	1:21.682	1:20	
3	47	15:31:39.242	EST1 Racing	EST	Alex Reimann	EST			Porsche 992 GT3 Cup	PROA	22:30.819	1	1:24.413	1:20	
4	69	15:31:50.620	Kessel Racing	CHE	Alexandre Bochez	CHE	Mikaël Bochez	CHE	Ferrari 488 Challenge Evo	AM	22:42.197	1	1:12.607	1:10	
5	12	15:31:52.122	GDL Racing	SMR	Glauco Solieri	ITA			Porsche 992 GT3 Cup	AM	22:43.699	1	1:13.082	1:10	
6	73	15:31:53.263	Van Straten / Orhès Racing	FRA	Axel Van Straaten	FRA	Remi Van Straaten	FRA	Porsche 992 GT3 Cup	PROA	22:44.840	1	1:14.142	1:10	
7	81	15:31:57.283	Mertel Motorsport	DEU	Luca Ludwig	DEU	Steven Liquorish	GBR	Ferrari 488 Challenge Evo	PROA	22:48.860	1	1:12.591	1:10	
8	14	15:31:59.085	Ghinzani Arco Motorsport	ITA	Maurizio Fondi	ITA	Laura Van den Hengel	NLD	Porsche 992 GT3 Cup	AM	22:50.662	1	1:35.666	1:10	
9	11	15:32:20.495	Fabio Fabiani / SP Racing	ITA	Fabio Fabiani	ITA	Stefano Zerbi	ITA	Porsche 911 GT3 Cup gen 2	AM	23:12.072	1	1:16.773	1:10	
10	21	15:32:22.261	Camil Perian / R01 Racing by Va	ROU	Camil Perian	ROU	Florin Tincescu	ROU	Porsche 911 GT3 Cup gen 2	AM	23:13.838	1	1:11.005	1:10	
11	70	15:32:28.434	GDL Racing	SMR	Roberto Bosio	ITA			Porsche 911 GT3 Cup gen 2	AM	23:20.011	1	1:16.971	1:10	
12	67	15:33:49.478	GDL Racing	SMR	Federico Lamperti	ITA	Stefano Borghi	ITA	Porsche 992 GT3 Cup	AM	24:41.055	1	2:03.849	1:10	
13	80	15:35:12.600	Mertel Motorsport	DEU	Iván Velasco	ESP	Jorge Cabezas	ESP	Ferrari 488 Challenge Evo	PROA	26:04.177	1	1:31.737	1:30	
14	77	15:35:52.605	EST1 Racing	EST	Indrek Jaaska	EST			Porsche 992 GT3 Cup	AM	26:44.182	1	1:13.463	1:10	
15	17	15:37:00.543	Rossocorsa Racing	ITA	Lorenzo Innocenti	ITA	Andrea Belicchi	ITA	Ferrari 488 Challenge Evo	PROA	27:52.120	1	1:32.266	1:30	
16	19	15:37:04.375	Mertel Motorsport	DEU	Stefano Bozzoni	ITA	Fernando Navarrete	ESP	Ferrari 488 Challenge Evo	AM	27:55.952	1	1:24.424	1:15	
17	78	15:37:10.480	ZRS Motorsport	ITA	Davide Scannicchio	ITA	Fabio Babini	ITA	Porsche 992 GT3 Cup	PROA	28:02.057	1	1:17.415	1:15	
18	44	15:37:17.584	Eugenio Pisani / SP Racing	ITA	Eugenio Pisani	ITA	Stefano Zanini	MCO	Porsche 911 GT3 Cup gen 2	PROA	28:09.161	1	1:14.508	1:10	
19	57	15:37:18.689	Q1-trackracing	BEL	Quentin Antonel	FRA	Nicolas Vandierendonck	BEL	Porsche 992 GT3 Cup	AM*	28:10.266	1	1:30.260	1:30	
20	68	15:37:40.773	GDL Racing	SMR	Samuele Bosio	ITA			Porsche 992 GT3 Cup	AM	28:32.350	1	1:11.866	1:10	
21	44	15:45:21.398	Eugenio Pisani / SP Racing	ITA	Eugenio Pisani	ITA	Stefano Zanini	MCO	Porsche 911 GT3 Cup gen 2	PROA	36:12.975	2	45.283	1:10	-24.717

* timing tolerance of 0.3%

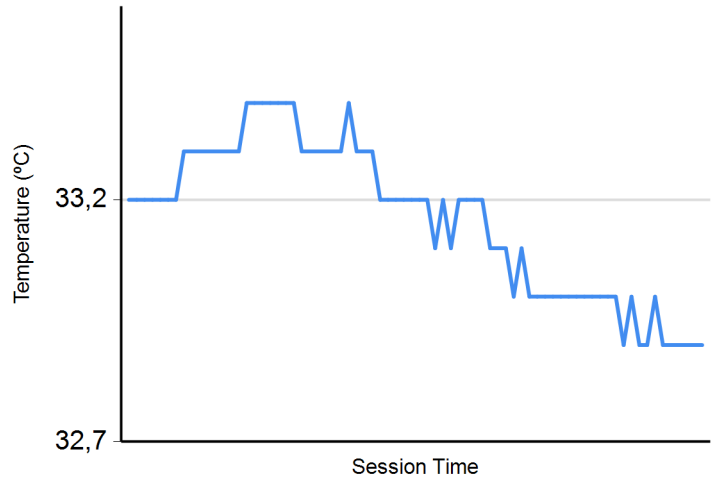




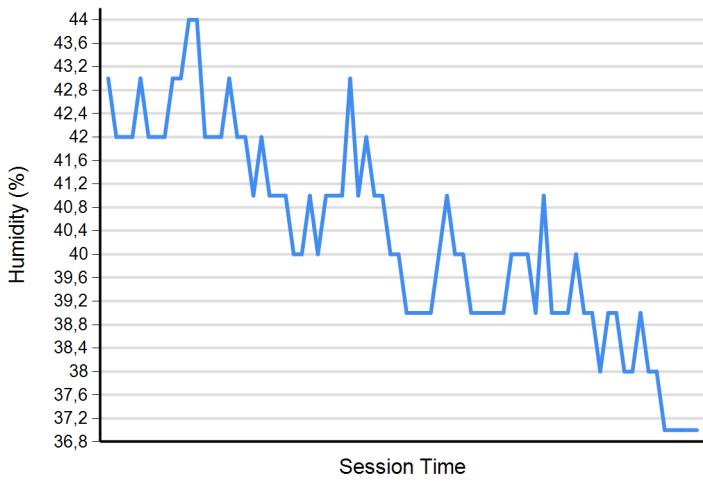
Air Temperature



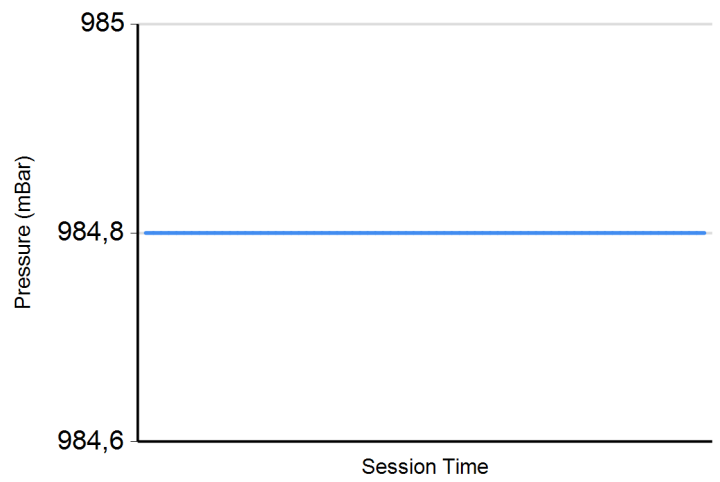
Track Temperature



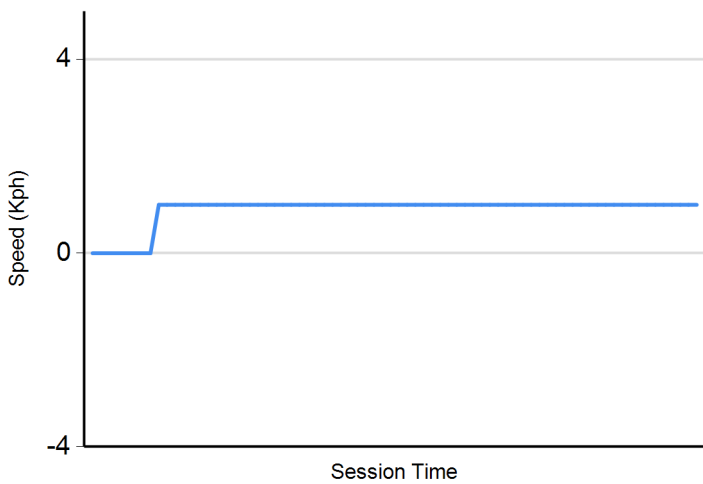
Humidity



Pressure



Wind Speed



Wind direction

North = 0°/360° Est = 90° South = 180° West = 270°

