

Autodromo Nazionale Monza
GT Cup Europe
Qualifying - 2 Driver - 2
Provisional Results



Autodromo Nazionale Monza 5.793 m.

Cls	N°	Entrant/Team	Nat	Driver 1	Nat	Driver 2	Nat	Vehicle	Cat	Cls	Laps	Best	Time	Gap	Interval	Km/h
1	80	Mertel Motorsport	DEU	Iván Velasco	ESP	Jorge Cabezas	ESP	Ferrari 488 Challenge Evo	PROAM	1	9	8	1:49.924			189.7
2	19	Mertel Motorsport	DEU	Stefano Bozzoni	ITA	Fernando Navarrete	ESP	Ferrari 488 Challenge Evo	AM	1	9	8	1:50.020	0.096	0.096	189.5
3	17	Rosscorsa Racing	ITA	Lorenzo Innocenti	ITA	Andrea Belicchi	ITA	Ferrari 488 Challenge Evo	PROAM	2	9	5	1:50.178	0.254	0.158	189.2
4	47	EST1 Racing	EST	Alex Reimann	EST			Porsche 992 GT3 Cup	PROAM	3	11	8	1:50.201	0.277	0.023	189.2
5	78	ZRS Motorsport	ITA	Davide Scannicchio	ITA	Fabio Babini	ITA	Porsche 992 GT3 Cup	PROAM	4	11	10	1:50.338	0.414	0.137	189.0
6	44	Eugenio Pisani / SP Racing	ITA	Eugenio Pisani	ITA	Stefano Zanini	MCO	Porsche 911 GT3 Cup gen 2	PROAM	5	10	8	1:50.835	0.911	0.497	188.1
7	57	Q1-trackracing	BEL	Quentin Antonel	FRA	Nicolas Vandierendonck	BEL	Porsche 992 GT3 Cup	AM*	2	9	8	1:50.883	0.959	0.048	188.0
8	54	Q1-trackracing	BEL	Jan Lauryszen	BEL			Porsche 992 GT3 Cup	PROAM	6	10	9	1:51.740	1.816	0.857	186.6
9	73	Van Straten / Orhès Racing	FRA	Axel Vanstraten	FRA	Remi Vanstraten	FRA	Porsche 992 GT3 Cup	PROAM	7	11	10	1:52.273	2.349	0.533	185.7
10	69	Kessel Racing	CHE	Alexandre Bochez	CHE	Mikaël Bochez	CHE	Ferrari 488 Challenge Evo	AM	3	11	10	1:52.649	2.725	0.376	185.1
11	81	Mertel Motorsport	DEU	Luca Ludwig	DEU	Steven Liquorish	GBR	Ferrari 488 Challenge Evo	PROAM	8	10	9	1:52.689	2.765	0.040	185.0
12	12	GDL Racing	SMR	Glauco Solieri	ITA			Porsche 992 GT3 Cup	AM	4	11	10	1:52.787	2.863	0.098	184.9
13	52	Q1-trackracing	BEL	Xander Przybylak	BEL	Laurent Vandervelde	BEL	Porsche 992 GT3 Cup	AM	5	10	9	1:52.834	2.910	0.047	184.8
14	77	EST1 Racing	EST	Indrek Jaaska	EST			Porsche 992 GT3 Cup	AM	6	11	10	1:53.326	3.402	0.492	184.0
15	68	GDL Racing	SMR	Samuele Bosio	ITA			Porsche 992 GT3 Cup	AM	7	9	8	1:53.854	3.930	0.528	183.1
16	67	GDL Racing	SMR	Federico Lamperti	ITA	Stefano Borghi	ITA	Porsche 992 GT3 Cup	AM	8	8	7	1:53.877	3.953	0.023	183.1
17	11	Fabio Fabiani / SP Racing	ITA	Fabio Fabiani	ITA	Stefano Zerbi	ITA	Porsche 911 GT3 Cup gen 2	AM	9	11	10	1:54.545	4.621	0.668	182.0
18	14	Ghinzani Arco Motorsport	ITA	Maurizio Fondi	ITA	Laura Van den Hengel	NLD	Porsche 992 GT3 Cup	AM	10	10	7	1:55.196	5.272	0.651	181.0
19	21	Camil Perian / R01 Racing by Varu Nicu	ROU	Camil Perian	ROU	Florin Tinescu	ROU	Porsche 911 GT3 Cup gen 2	AM	11	9	6	1:56.709	6.785	1.513	178.6
20	70	GDL Racing	SMR	Roberto Bosio	ITA			Porsche 911 GT3 Cup gen 2	AM	12	11	8	1:58.235	8.311	1.526	176.3
21	71	GDL Racing	SMR	Jim Michaelian	USA			Porsche 911 GT3 Cup gen 2	AM	13	10	8	2:02.471	12.547	4.236	170.2

*** PENALTIES**

CAR 21 TIME 1:56.028 DELETED CUTTING T 4-5

CAR 77 TIME 1:57.720 DELETED CUTTING T 4-5

CAR 21 TIME 2:13.171 DELETED CUTTING T 4-5

CAR 14 TIME 2:44.035 DELETED CUTTING T 4-5

Published at:.....

Track Temp: **16.8 °C** Air Temp: **14.5 °C** Humidity: **87 %** Track Status: **DRY**


Race Director:

Timekeeper:

Luis Garcia

JOB-1605-ESP/M





Autodromo Nazionale Monza
GT Cup Europe
Qualifying - 2 Driver - 2
Provisional Results by Category



PROAM																
Cls	N°	Entrant/Team	Nat	Driver 1	Nat	Driver 2	Nat	Vehicle	Cat	Cls	Laps	Best	Time	Gap	Interval	Km/h
1	80	Mertel Motorsport	DEU	<u>Iván Velasco</u>	ESP	Jorge Cabezas	ESP	Ferrari 488 Challenge Evo	PROAM	1	9	8	1:49.924			189.7
2	17	Rosscorsa Racing	ITA	Lorenzo Innocenti	ITA	<u>Andrea Belicchi</u>	ITA	Ferrari 488 Challenge Evo	PROAM	2	9	5	1:50.178	0.254	0.254	189.2
3	47	EST1 Racing	EST	Alex Reimann	EST			Porsche 992 GT3 Cup	PROAM	3	11	8	1:50.201	0.277	0.023	189.2
4	78	ZRS Motorsport	ITA	Davide Scannicchio	ITA	<u>Fabio Babini</u>	ITA	Porsche 992 GT3 Cup	PROAM	4	11	10	1:50.338	0.414	0.137	189.0
5	44	Eugenio Pisani / SP Racing	ITA	<u>Eugenio Pisani</u>	ITA	Stefano Zanini	MCO	Porsche 911 GT3 Cup gen 2	PROAM	5	10	8	1:50.835	0.911	0.497	188.1
6	54	Q1-trackracing	BEL	Jan Laurysen	BEL			Porsche 992 GT3 Cup	PROAM	6	10	9	1:51.740	1.816	0.905	186.6
7	73	Van Straten / Orhès Racing	FRA	<u>Axel Vanstraten</u>	FRA	Remi Vanstraten	FRA	Porsche 992 GT3 Cup	PROAM	7	11	10	1:52.273	2.349	0.533	185.7
8	81	Mertel Motorsport	DEU	Luca Ludwig	DEU	<u>Steven Liguorish</u>	GBR	Ferrari 488 Challenge Evo	PROAM	8	10	9	1:52.689	2.765	0.416	185.0

AM																
Cls	N°	Entrant/Team	Nat	Driver 1	Nat	Driver 2	Nat	Vehicle	Cat	Cls	Laps	Best	Time	Gap	Interval	Km/h
1	19	Mertel Motorsport	DEU	Stefano Bozzoni	ITA	<u>Fernando Navarrete</u>	ESP	Ferrari 488 Challenge Evo	AM	1	9	8	1:50.020			189.5
2	57	Q1-trackracing	BEL	<u>Quentin Antonel</u>	FRA	Nicolas Vandierendonck	BEL	Porsche 992 GT3 Cup	AM*	2	9	8	1:50.883	0.863	0.863	188.0
3	69	Kessel Racing	CHE	Alexandre Bochez	CHE	<u>Mikaël Bochez</u>	CHE	Ferrari 488 Challenge Evo	AM	3	11	10	1:52.649	2.629	1.766	185.1
4	12	GDL Racing	SMR	Glauco Solieri	ITA			Porsche 992 GT3 Cup	AM	4	11	10	1:52.787	2.767	0.138	184.9
5	52	Q1-trackracing	BEL	Xander Przybylak	BEL	<u>Laurent Vandervelde</u>	BEL	Porsche 992 GT3 Cup	AM	5	10	9	1:52.834	2.814	0.047	184.8
6	77	EST1 Racing	EST	Indrek Jaaska	EST			Porsche 992 GT3 Cup	AM	6	11	10	1:53.326	3.306	0.492	184.0
7	68	GDL Racing	SMR	Samuele Bosio	ITA			Porsche 992 GT3 Cup	AM	7	9	8	1:53.854	3.834	0.528	183.1
8	67	GDL Racing	ITA	<u>Federico Lamperti</u>	ITA	Stefano Borghi	ITA	Porsche 992 GT3 Cup	AM	8	8	7	1:53.877	3.857	0.023	183.1
9	11	Fabio Fabiani / SP Racing	ITA	Fabio Fabiani	ITA	<u>Stefano Zerbi</u>	ITA	Porsche 911 GT3 Cup gen 2	AM	9	11	10	1:54.545	4.525	0.668	182.0
10	14	Ghinzani Arco Motorsport	ITA	Maurizio Fondi	ITA	<u>Laura Van den Hengel</u>	NLD	Porsche 992 GT3 Cup	AM	10	10	7	1:55.196	5.176	0.651	181.0
11	21	Camil Perian / R01 Racing by Varu Nicu	ROU	<u>Camil Perian</u>	ROU	Florin Tinescu	ROU	Porsche 911 GT3 Cup gen 2	AM	11	9	6	1:56.709	6.689	1.513	178.6
12	70	GDL Racing	SMR	Roberto Bosio	ITA			Porsche 911 GT3 Cup gen 2	AM	12	11	8	1:58.235	8.215	1.526	176.3
13	71	GDL Racing	SMR	Jim Michaelian	USA			Porsche 911 GT3 Cup gen 2	AM	13	10	8	2:02.471	12.451	4.236	170.2

*** PENALTIES**

CAR 21 TIME 1:56.028 DELETED CUTTING T 4-5

CAR 77 TIME 1:57.720 DELETED CUTTING T 4-5

CAR 21 TIME 2:13.171 DELETED CUTTING T 4-5

CAR 14 TIME 2:44.035 DELETED CUTTING T 4-5

Published at:.....


Track Temp: **16.8 °C** Air Temp: **14.5 °C** Humidity: **87 %** Track Status: **DRY**

Race Director:

Timekeeper: Luis Garcia

[Signature] JOB-1605-ESP/M





Autodromo Nazionale Monza
GT Cup Europe
Qualifying - 2 Driver - 2
Provisional Results by Class



GT Open Cup Europe																
Cls	N°	Entrant/Team	Nat	Driver 1	Nat	Driver 2	Nat	Vehicle	Cat	Cls	Laps	Best	Time	Gap	Interval	Km/h
1	80	Mertel Motorsport	DEU	<u>Iván Velasco</u>	ESP	Jorge Cabezas	ESP	Ferrari 488 Challenge Evo	GT Cup	1	9	8	1:49.924			189.7
2	19	Mertel Motorsport	DEU	Stefano Bozzoni	ITA	<u>Fernando Navarrete</u>	ESP	Ferrari 488 Challenge Evo	GT Cup	2	9	8	1:50.020	0.096	0.096	189.5
3	17	Rosscorsa Racing	ITA	Lorenzo Innocenti	ITA	<u>Andrea Belicchi</u>	ITA	Ferrari 488 Challenge Evo	GT Cup	3	9	5	1:50.178	0.254	0.158	189.2
4	47	EST1 Racing	EST	Alex Reimann	EST			Porsche 992 GT3 Cup	GT Cup	4	11	8	1:50.201	0.277	0.023	189.2
5	78	ZRS Motorsport	ITA	Davide Scannicchio	ITA	<u>Fabio Babini</u>	ITA	Porsche 992 GT3 Cup	GT Cup	5	11	10	1:50.338	0.414	0.137	189.0
6	44	Eugenio Pisani / SP Racing	ITA	<u>Eugenio Pisani</u>	ITA	Stefano Zanini	MCO	Porsche 911 GT3 Cup gen 2	GT Cup	6	10	8	1:50.835	0.911	0.497	188.1
7	57	Q1-trackracing	BEL	<u>Quentin Antonel</u>	FRA	Nicolas Vandierendonck	BEL	Porsche 992 GT3 Cup	GT Cup*	7	9	8	1:50.883	0.959	0.048	188.0
8	54	Q1-trackracing	BEL	Jan Laurysse	BEL			Porsche 992 GT3 Cup	GT Cup	8	10	9	1:51.740	1.816	0.857	186.6
9	73	Van Straten / Orhès Racing	FRA	<u>Axel Vanstraten</u>	FRA	Remi Vanstraten	FRA	Porsche 992 GT3 Cup	GT Cup	9	11	10	1:52.273	2.349	0.533	185.7
10	69	Kessel Racing	CHE	Alexandre Bochez	CHE	<u>Mikaël Bochez</u>	CHE	Ferrari 488 Challenge Evo	GT Cup	10	11	10	1:52.649	2.725	0.376	185.1
11	81	Mertel Motorsport	DEU	Luca Ludwig	DEU	<u>Steven Liquorish</u>	GBR	Ferrari 488 Challenge Evo	GT Cup	11	10	9	1:52.689	2.765	0.040	185.0
12	12	GDL Racing	ITA	Glauco Solieri	ITA			Porsche 992 GT3 Cup	GT Cup	12	11	10	1:52.787	2.863	0.098	184.9
13	52	Q1-trackracing	BEL	Xander Przybylak	BEL	<u>Laurent Vandervelde</u>	BEL	Porsche 992 GT3 Cup	GT Cup	13	10	9	1:52.834	2.910	0.047	184.8
14	77	EST1 Racing	EST	Indrek Jaaska	EST			Porsche 992 GT3 Cup	GT Cup	14	11	10	1:53.326	3.402	0.492	184.0
15	68	GDL Racing	ITA	Samuele Bosio	ITA			Porsche 992 GT3 Cup	GT Cup	15	9	8	1:53.854	3.930	0.528	183.1
16	67	GDL Racing	ITA	<u>Federico Lamperti</u>	ITA	Stefano Borghi	ITA	Porsche 992 GT3 Cup	GT Cup	16	8	7	1:53.877	3.953	0.023	183.1
17	11	Fabio Fabiani / SP Racing	ITA	Fabio Fabiani	ITA	<u>Stefano Zerbi</u>	ITA	Porsche 911 GT3 Cup gen 2	GT Cup	17	11	10	1:54.545	4.621	0.668	182.0
18	14	Ghinzani Arco Motorsport	ITA	Maurizio Fondi	ITA	<u>Laura Van den Hengel</u>	NLD	Porsche 992 GT3 Cup	GT Cup	18	10	7	1:55.196	5.272	0.651	181.0
19	21	Camil Perian / R01 Racing by Varu Nicu	ROU	<u>Camil Perian</u>	ROU	Florin Tincescu	ROU	Porsche 911 GT3 Cup gen 2	GT Cup	19	9	6	1:56.709	6.785	1.513	178.6
20	70	GDL Racing	ITA	Roberto Bosio	ITA			Porsche 911 GT3 Cup gen 2	GT Cup	20	11	8	1:58.235	8.311	1.526	176.3
21	71	GDL Racing	USA	Jim Michaelian	USA			Porsche 911 GT3 Cup gen 2	GT Cup	21	10	8	2:02.471	12.547	4.236	170.2

*** PENALTIES**

- CAR 21 TIME 1:56.028 DELETED CUTTING T 4-5
- CAR 77 TIME 1:57.720 DELETED CUTTING T 4-5
- CAR 21 TIME 2:13.171 DELETED CUTTING T 4-5
- CAR 14 TIME 2:44.035 DELETED CUTTING T 4-5

Published at:.....


Track Temp: **16.8 °C** Air Temp: **14.5 °C** Humidity: **87 %** Track Status: **DRY**

Race Director:

Timekeeper: Luis Garcia

 JOB-1605-ESP/M






Autodromo Nazionale Monza
GT Cup Europe
Qualifying - 2 Driver - 2
Lap Analysis



11							19										
AM			Fabio Fabiani / SP Racing				AM			Mertel Motorsport							
Lap	D	Time	Sector 1	Sector 2	Sector 3	T. Spd	Lap	D	Time	Sector 1	Sector 2	Sector 3	T. Spd	Elapsed			
1	2	9:14:14.100	9:12:26.260	55.804	52.036	86.1	1	2	9:16:31.576	9:14:39.222	59.712	52.642	65.7	9:16:31.576			
2	2	2:11.057	41.170	44.654	45.233	175.8	2	2	1:53.292	35.696	38.704	38.892	230.7	9:18:24.868			
3	2	2:01.514	36.627	41.719	43.168	247.7	3	2	1:50.721	34.688	37.609	38.424	268.6	9:20:15.589			
4	2	1:58.214	36.125	40.850	41.239	231.2	4	2	1:59.995 P	34.569	37.987	47.439	273.4	9:22:15.584			
5	2	1:57.252	35.499	40.228	41.525	263.4	5	2	4:22.376	2:38.002	54.027	50.347	186.2	9:26:37.960			
6	2	2:05.146	39.074	43.105	42.967	206.5	6	2	1:51.932	35.123	37.896	38.913	240.5	9:28:29.892			
7	2	1:57.301	35.387	40.744	41.170	251.1	7	2	1:50.668	34.684	37.548	38.436	277.6	9:30:20.560			
8	2	2:01.539	36.612	42.713	42.214	230.2	8	2	1:50.020	34.607	37.404	38.009	272.7	9:32:10.580			
9	2	1:55.700	35.060	39.401	41.239	259.6	9	2	2:24.670 P	41.597	45.361	57.712	205.7	9:34:35.250			
10	2	1:54.545	34.911	39.589	40.045	262.7	21							Camil Perian		Porsche 911 GT3 Cup gen 2	
11	2	2:45.734 P	44.778	55.079	1:05.877	177.9	AM			Florin Tincescu		Camil Perian / R01 Racing by Varu					
12							44										
AM			GDL Racing				PROAM			Eugenio Pisani / SP Racing							
Lap	D	Time	Sector 1	Sector 2	Sector 3	T. Spd	Lap	D	Time	Sector 1	Sector 2	Sector 3	T. Spd	Elapsed			
1	1	9:14:29.073	9:12:46.203	54.924	47.946	120.0	1	1	9:14:34.463	9:12:35.505	1:01.915	57.043	97.6	9:14:34.463			
2	1	2:09.451	40.266	46.452	42.733	172.5	2	1	2:01.348	37.122	41.956	42.270	230.2	9:16:35.811			
3	1	1:56.044	36.212	39.904	39.928	223.6	3	1	1:57.884	35.834	40.612	41.438	261.5	9:18:33.695			
4	1	1:55.386	35.626	39.826	39.934	243.2	4	1	1:58.023	35.604	40.565	41.854	264.0	9:20:31.718			
5	1	1:54.283	35.674	39.134	39.475	261.5	5	1	4:56.028	35.555	39.516	40.957	267.9	9:22:27.746			
6	1	1:54.958	35.690	39.819	39.449	235.2	6	1	1:56.709	35.512	40.305	40.892	262.1	9:24:24.455			
7	1	1:54.470	35.114	39.733	39.623	272.7	7	1	1:59.007	35.517	40.714	42.776	260.8	9:26:23.462			
8	1	1:53.576	35.294	38.858	39.424	270.0	8	1	2:43.474	42.234	46.285	44.652	220.4	9:28:36.633			
9	1	1:53.441	35.083	38.814	39.544	249.4	9	1	2:00.318	35.005	43.099	42.214	271.3	9:30:36.951			
10	1	1:52.787	35.254	38.433	39.100	272.7	10	1		35.390			267.9				
11	1	2:28.324 P	38.135	50.429	59.760	210.5	47							Alex Reimann		Porsche 992 GT3 Cup	
14							47										
AM			Ghinzani Arco Motorsport				PROAM			EST1 Racing							
Lap	D	Time	Sector 1	Sector 2	Sector 3	T. Spd	Lap	D	Time	Sector 1	Sector 2	Sector 3	T. Spd	Elapsed			
1	2	9:14:35.445	9:12:36.321	1:02.134	56.990	94.5	1	1	9:16:03.074	9:14:13.535	59.476	50.063	110.7	9:16:03.074			
2	2	2:04.731	38.564	42.791	43.376	207.2	2	1	2:00.874	39.726	42.224	38.924	198.5	9:18:03.948			
3	2	2:00.195	36.970	41.235	41.990	241.6	3	1	1:51.338	34.762	38.182	38.394	266.0	9:19:55.286			
4	2	1:55.731	35.566	39.777	40.388	256.5	4	1	1:51.112	34.454	38.127	38.531	267.9	9:21:46.398			
5	2	1:55.898	35.557	39.618	40.723	255.3	5	1	1:56.485	34.576	37.882	44.027	271.3	9:23:42.883			
6	2	2:00.203	35.856	43.535	40.812	240.5	6	1	1:50.907	34.385	37.937	38.585	278.3	9:25:33.790			
7	2	1:55.196	35.678	39.392	40.126	235.8	7	1	1:57.026	34.508	39.778	42.740	270.0	9:27:30.816			
8	2	1:55.214	35.589	39.582	40.043	253.5	8	1	1:50.835	34.382	37.937	38.516	278.3	9:29:21.651			
9	2	2:44.035	35.557	1:25.744	42.734	244.3	9	1	1:50.861	34.489	37.997	38.375	275.5	9:31:12.512			
10	2	2:21.048 P	39.446	44.821	56.781	176.7	10	1	2:26.438 P	41.723	47.579	57.136	187.8	9:33:38.950			
17							47										
PROAM			Rossocorsa Racing				PROAM			EST1 Racing							
Lap	D	Time	Sector 1	Sector 2	Sector 3	T. Spd	Lap	D	Time	Sector 1	Sector 2	Sector 3	T. Spd	Elapsed			
1	2	9:16:58.818	9:15:28.584	46.988	43.246	143.6	1	1	9:13:37.835	9:12:02.555	49.353	45.927	123.5	9:13:37.835			
2	2	2:03.773	39.741	43.540	40.492	223.6	2	1	2:05.963	36.471	45.209	44.283	232.2	9:15:43.798			
3	2	1:51.298	34.925	38.257	38.116	269.3	3	1	1:52.585	34.995	38.716	38.874	275.5	9:17:36.383			
4	2	1:50.468	34.680	37.816	37.972	274.8	4	1	1:51.356	34.846	38.337	38.173	274.1	9:19:27.739			
5	2	1:50.178	34.447	37.683	38.048	275.5	5	1	1:59.260	34.554	41.482	43.224	274.8	9:21:26.999			
6	2	2:23.416	42.385	58.983	42.048	231.2	6	1	1:52.267	34.864	38.921	38.482	270.6	9:23:19.266			
7	2	1:50.750	34.525	37.802	38.423	276.9	7	1	1:50.435	34.663	37.874	37.898	275.5	9:25:09.701			
8	2	2:12.636	41.292	47.010	44.334	276.9	8	1	1:50.201	34.543	37.658	38.000	274.8	9:26:59.902			
9	2	2:32.281 P	40.203	47.675	1:04.403	257.7	9	1	1:52.276	34.844	38.809	38.623	266.0	9:28:52.178			
							10	1	1:53.592	34.668	40.026	38.898	276.2	9:30:45.770			
							11	1	2:05.275 P	34.914	39.287	51.074	249.4	9:32:51.045			





Autodromo Nazionale Monza
GT Cup Europe
Qualifying - 2 Driver - 2
Lap Analysis



GT Cup
Europe

52 Xander Przybylak Porsche 992 GT3 Cup **68** Samuele Bosio Porsche 992 GT3 Cup
 AM Laurent Vandervelde Q1-trackracing AM GDL Racing

Lap	D	Time	Sector 1	Sector 2	Sector 3	T. Spd	Elapsed	Lap	D	Time	Sector 1	Sector 2	Sector 3	T. Spd	Elapsed
1	2	9:13:48.955	9:12:13.962	48.330	46.663	127.3	9:13:48.955	1	9:15:25.981	9:13:49.398	49.505	47.078	117.7	9:15:25.981	
2	2	2:04.903	39.796	41.274	43.833	191.4	9:15:53.858	2	1:58.396	37.547	40.207	40.642	239.4	9:17:24.377	
3	2	1:55.767	35.506	39.410	40.851	274.1	9:17:49.625	3	1:54.882	35.987	39.120	39.775	250.0	9:19:19.259	
4	2	2:01.108 P	35.654	39.025	46.429	238.9	9:19:50.733	4	1:55.731	35.611	39.002	41.118	264.0	9:21:14.990	
5	2	4:39.406	3:12.132	44.984	42.290	188.8	9:24:30.139	5	1:54.078	35.457	38.621	40.000	259.6	9:23:09.068	
6	2	1:56.654	36.348	39.801	40.505	216.0	9:26:26.793	6	2:02.863 P	35.528	39.032	48.303	269.3	9:25:11.931	
7	2	1:54.203	35.522	38.881	39.800	258.3	9:28:20.996	7	3:20.476	1:58.979	39.180	42.317	166.4	9:28:32.407	
8	2	1:53.676	35.391	39.021	39.264	246.0	9:30:14.672	8	1:53.854	35.237	38.704	39.913	271.3	9:30:26.261	
9	2	1:52.834	35.295	38.479	39.060	255.9	9:32:07.506	9	2:13.104 P	35.051	40.779	57.274	271.3	9:32:39.365	
10	2	2:23.029 P	37.244	46.368	59.417	206.8	9:34:30.535								

54 Jan Laurysen Porsche 992 GT3 Cup **69** Alexandre Bochez Ferrari 488 Challenge Evo
 PROAM Q1-trackracing AM Mikaël Bochez Kessel Racing

Lap	D	Time	Sector 1	Sector 2	Sector 3	T. Spd	Elapsed	Lap	D	Time	Sector 1	Sector 2	Sector 3	T. Spd	Elapsed
1	1	9:13:48.403	9:12:14.645	47.169	46.589	111.2	9:13:48.403	1	2	9:14:09.093	9:12:29.914	50.229	48.950	103.6	9:14:09.093
2	1	2:04.944	39.797	40.530	44.617	202.2	9:15:53.347	2	2	2:04.364	38.866	41.961	43.537	193.8	9:16:13.457
3	1	2:02.135	41.858	40.740	39.537	271.3	9:17:55.482	3	2	1:57.212	36.018	40.267	40.927	255.9	9:18:10.669
4	1	1:58.478	36.045	41.258	41.175	272.7	9:19:53.960	4	2	1:54.421	35.069	39.383	39.969	268.6	9:20:05.090
5	1	1:53.333	35.256	38.212	39.865	261.5	9:21:47.293	5	2	1:53.618	34.977	38.877	39.764	273.4	9:21:58.708
6	1	1:51.750	35.081	38.115	38.554	266.6	9:23:39.043	6	2	1:53.964	35.179	38.977	39.808	271.3	9:23:52.672
7	1	2:04.246 P	35.029	40.373	48.844	262.7	9:25:43.289	7	2	2:01.305 P	35.357	38.798	47.150	275.5	9:25:53.977
8	1	3:30.723	2:12.854	39.027	38.842	211.7	9:29:14.012	8	2	3:08.034	1:47.884	39.389	40.761	211.7	9:29:02.011
9	1	1:51.740	34.918	38.195	38.627	270.0	9:31:05.752	9	2	1:54.068	34.652	39.201	40.215	278.3	9:30:56.079
10	1	2:16.964 P	39.350	44.882	52.732	183.3	9:33:22.716	10	2	1:52.649	34.685	38.860	39.104	276.9	9:32:48.728
								11	2	2:28.863 P	41.674	49.608	57.581	186.2	9:35:17.591

57 Quentin Antonel Porsche 992 GT3 Cup **70** Roberto Bosio Porsche 911 GT3 Cup gen 2
 AM* Nicolas Vandierendonck Q1-trackracing AM GDL Racing

Lap	D	Time	Sector 1	Sector 2	Sector 3	T. Spd	Elapsed	Lap	D	Time	Sector 1	Sector 2	Sector 3	T. Spd	Elapsed
1	1	9:15:12.129	9:13:24.391	52.489	55.249	123.1	9:15:12.129	1	9:14:03.730	9:12:15.092	55.287	53.351	124.7	9:14:03.730	
2	1	2:09.501	46.878	41.595	41.028	174.4	9:17:21.630	2	2:10.985	42.179	43.631	45.175	165.1	9:16:14.715	
3	1	1:55.589	36.084	39.835	39.670	236.3	9:19:17.219	3	2:04.923	37.195	43.692	44.036	227.8	9:18:19.638	
4	1	1:53.909	36.250	38.866	38.793	246.5	9:21:11.128	4	2:00.225	36.644	40.843	42.738	237.3	9:20:19.863	
5	1	1:52.343	35.182	38.611	38.550	263.4	9:23:03.471	5	2:00.418	36.678	40.809	42.931	243.7	9:22:20.281	
6	1	1:51.949	35.121	38.522	38.306	269.3	9:24:55.420	6	2:02.117	38.339	41.516	42.262	226.4	9:24:22.398	
7	1	1:51.091	34.969	37.937	38.185	270.0	9:26:46.511	7	2:00.553	36.642	41.202	42.709	236.3	9:26:22.951	
8	1	1:50.883	34.804	37.863	38.216	274.8	9:28:37.394	8	1:58.235	35.851	40.307	42.077	245.4	9:28:21.186	
9	1	2:10.204 P	41.073	40.208	48.923	186.8	9:30:47.598	9	2:02.208	37.699	40.842	43.667	222.6	9:30:23.394	
								10	1:58.744	36.308	40.793	41.643	236.3	9:32:22.138	
								11	2:17.664 P	40.028	43.514	54.122	203.0	9:34:39.802	

67 Federico Lamperti Porsche 992 GT3 Cup **71** Jim Michaelian Porsche 911 GT3 Cup gen 2
 AM Stefano Borghi GDL Racing AM GDL Racing

Lap	D	Time	Sector 1	Sector 2	Sector 3	T. Spd	Elapsed	Lap	D	Time	Sector 1	Sector 2	Sector 3	T. Spd	Elapsed
1	1	9:14:36.005	9:12:34.185	1:01.843	59.977	89.1	9:14:36.005	1	9:14:54.088	9:13:10.260	53.231	50.597	109.2	9:14:54.088	
2	1	2:21.528	41.352	41.714	58.462	143.0	9:16:57.533	2	2:12.769	41.466	45.928	45.375	198.5	9:17:06.857	
3	1	1:56.935	36.344	39.937	40.654	246.5	9:18:54.468	3	2:08.838	39.043	44.134	45.661	225.9	9:19:15.695	
4	1	1:56.067	35.534	39.850	40.683	251.1	9:20:50.535	4	2:05.507	39.101	43.077	43.329	208.0	9:21:21.202	
5	1	1:54.711	35.441	39.193	40.077	263.4	9:22:45.246	5	2:05.014	37.693	43.831	43.490	236.3	9:23:26.216	
6	1	1:54.304	35.293	39.038	39.973	276.9	9:24:39.550	6	2:03.753	37.351	42.295	44.107	232.7	9:25:29.969	
7	1	1:53.877	35.427	38.526	39.924	264.7	9:26:33.427	7	2:03.459	37.529	42.828	43.102	230.2	9:27:33.428	
8	1	2:04.516 P	35.683	39.108	49.725	260.8	9:28:37.943	8	2:02.471	37.086	42.078	43.307	226.8	9:29:35.899	
								9	2:04.471	37.842	43.195	43.434	224.5	9:31:40.370	
								10	2:30.792 P	40.327	52.040	58.425	182.1	9:34:11.162	





Autodromo Nazionale Monza
GT Cup Europe
Qualifying - 2 Driver - 2
Lap Analysis



GT Cup
Europe

73

Axel Vanstraaen

Porsche 992 GT3 Cup

81

Luca Ludwig

Ferrari 488 Challenge Evo

PROAM

Remi Vanstraaen

Van Straten / Orhès Racing

PROAM

Steven Liquorish

Mertel Motorsport

Lap	D	Time	Sector 1	Sector 2	Sector 3	T. Spd	Elapsed	Lap	D	Time	Sector 1	Sector 2	Sector 3	T. Spd	Elapsed
1	1	9:13:44.205	9:12:04.934	51.143	48.128	122.3	9:13:44.205	1	2	9:13:44.624	9:12:04.443	53.462	46.719	115.8	9:13:44.624
2	1	2:04.852	41.603	41.538	41.711	202.2	9:15:49.057	2	2	2:10.132	40.277	46.774	43.081	217.3	9:15:54.756
3	1	1:54.029	34.707	39.732	39.590	265.3	9:17:43.086	3	2	1:55.611	35.734	39.853	40.024	271.3	9:17:50.367
4	1	1:53.477	35.441	38.828	39.208	256.5	9:19:36.563	4	2	1:55.264	36.140	39.475	39.649	260.2	9:19:45.631
5	1	2:01.820 P	35.481	39.258	47.081	267.3	9:21:38.383	5	2	1:53.870	35.552	38.900	39.418	274.1	9:21:39.501
6	1	3:09.074	1:49.486	40.458	39.130	206.1	9:24:47.457	6	2	1:53.733	35.727	38.836	39.170	274.8	9:23:33.234
7	1	1:52.579	34.931	38.585	39.063	265.3	9:26:40.036	7	2	2:02.816 P	35.275	39.028	48.513	275.5	9:25:36.050
8	1	1:53.657	34.738	38.215	40.704	269.3	9:28:33.693	8	2	4:28.194	3:05.420	38.982	43.792	206.8	9:30:04.244
9	1	2:11.514	34.555	40.662	56.297	271.3	9:30:45.207	9	2	1:52.689	35.109	38.653	38.927	276.2	9:31:56.933
10	1	1:52.273	35.003	38.427	38.843	258.3	9:32:37.480	10	2	2:28.758 P	38.105	48.282	1:02.371	218.1	9:34:25.691
11	1	2:34.168 P	38.384	48.590	1:07.194	261.5	9:35:11.648								

77

Indrek Jaaska

Porsche 992 GT3 Cup

AM

EST1 Racing

Lap	D	Time	Sector 1	Sector 2	Sector 3	T. Spd	Elapsed
1		9:14:38.444	9:12:40.615	1:00.053	57.776	123.2	9:14:38.444
2		2:12.605	43.892	43.604	45.109	167.9	9:16:51.049
3		2:00.158	36.624	41.731	41.803	265.3	9:18:51.207
4		1:57.359	35.823	40.838	40.698	266.6	9:20:48.566
5		1:57.283	35.516	40.198	41.569	272.0	9:22:45.849
6		4:57.720	35.392	41.162	41.166	272.0	9:24:43.569
7		1:57.286	35.421	40.519	41.346	276.2	9:26:40.855
8		1:54.663	35.329	39.484	39.850	267.9	9:28:35.518
9		1:56.121	34.891	39.715	41.515	272.7	9:30:31.639
10		1:53.326	34.938	38.444	39.944	276.2	9:32:24.965
11		2:39.568 P	40.341	51.848	1:07.379	194.9	9:35:04.533

78

Davide Scannicchio

Porsche 992 GT3 Cup

PROAM

Fabio Babini

ZRS Motorsport

Lap	D	Time	Sector 1	Sector 2	Sector 3	T. Spd	Elapsed
1	2	9:14:53.397	9:13:26.431	44.031	42.935	196.0	9:14:53.397
2	2	2:01.346	37.831	40.537	42.978	217.3	9:16:54.743
3	2	1:53.700	35.150	39.280	39.270	267.3	9:18:48.443
4	2	1:51.749	35.041	38.160	38.548	273.4	9:20:40.192
5	2	1:51.006	34.603	37.658	38.745	276.9	9:22:31.198
6	2	2:28.428	34.791	54.832	58.805	273.4	9:24:59.626
7	2	1:51.001	34.948	37.687	38.366	274.8	9:26:50.627
8	2	1:50.672	34.534	37.552	38.586	276.9	9:28:41.299
9	2	1:54.263	34.694	38.098	41.471	272.7	9:30:35.562
10	2	1:50.338	34.537	37.644	38.157	276.9	9:32:25.900
11	2	2:40.573 P	43.253	48.669	1:08.651	193.8	9:35:06.473

80

Iván Velasco

Ferrari 488 Challenge Evo


PROAM

Jorge Cabezas

Mertel Motorsport

Lap	D	Time	Sector 1	Sector 2	Sector 3	T. Spd	Elapsed
1	1	9:13:26.919	9:12:02.105	43.365	41.449	126.3	9:13:26.919
2	1	1:54.775	36.087	39.864	38.824	208.8	9:15:21.694
3	1	1:51.634	35.278	37.832	38.524	244.8	9:17:13.328
4	1	1:51.314	35.109	37.960	38.245	246.5	9:19:04.642
5	1	1:59.766 P	34.815	37.798	47.153	257.7	9:21:04.408
6	1	4:51.755	3:26.683	43.558	41.514	177.9	9:25:56.163
7	1	1:50.714	34.671	38.086	37.957	265.3	9:27:46.877
8	1	1:49.924	34.466	37.509	37.949	275.5	9:29:36.801
9	1	2:13.175 P	37.306	39.731	56.138	241.0	9:31:49.976





Autodromo Nazionale Monza

GT Cup Europe

Qualifying - 2 Driver - 2


Best Sectors Results



Autodromo Nazionale Monza 5.793 m.

Sector - 1			Sector - 2			Sector - 3			Ideal Lap vs Best Lap		
Clas	Nº Driver	Time	Nº Driver	Time	Nº Driver	Time	Clas	Nº Driver	Ideal Lap	Best Lap	Clas
1	44 Eugenio Pisani	34.382	19 Fernando Navarrete	37.404	47 Alex Reimann	37.898	1	80 Iván Velasco	1:49.924	1:49.924	1
2	17 Andrea Belicchi	34.447	80 Iván Velasco	37.509	80 Iván Velasco	37.949	2	19 Fernando Navarrete	1:49.982	1:50.020	2
3	80 Iván Velasco	34.466	78 Fabio Babini	37.552	17 Andrea Belicchi	37.972	3	47 Alex Reimann	1:50.099	1:50.201	4
4	78 Fabio Babini	34.534	47 Alex Reimann	37.658	19 Fernando Navarrete	38.009	4	17 Andrea Belicchi	1:50.102	1:50.178	3
5	47 Alex Reimann	34.543	17 Andrea Belicchi	37.683	78 Fabio Babini	38.157	5	78 Fabio Babini	1:50.243	1:50.338	5
6	73 Axel Vanstraaaten	34.555	57 Quentin Antonel	37.863	57 Quentin Antonel	38.185	6	44 Eugenio Pisani	1:50.639	1:50.835	6
7	19 Fernando Navarrete	34.569	44 Eugenio Pisani	37.882	44 Eugenio Pisani	38.375	7	57 Quentin Antonel	1:50.852	1:50.883	7
8	69 Mikaël Bochez	34.652	54 Jan Laurysen	38.115	54 Jan Laurysen	38.554	8	54 Jan Laurysen	1:51.587	1:51.740	8
9	57 Quentin Antonel	34.804	73 Axel Vanstraaaten	38.215	73 Axel Vanstraaaten	38.843	9	73 Axel Vanstraaaten	1:51.613	1:52.273	9
10	77 Indrek Jaaska	34.891	12 Glauco Solieri	38.433	81 Steven Liquorish	38.927	10	69 Mikaël Bochez	1:52.554	1:52.649	10
11	11 Stefano Zerbi	34.911	77 Indrek Jaaska	38.444	52 Laurent Vandervelde	39.060	11	12 Glauco Solieri	1:52.616	1:52.787	12
12	54 Jan Laurysen	34.918	52 Laurent Vandervelde	38.479	12 Glauco Solieri	39.100	12	81 Steven Liquorish	1:52.689	1:52.689	11
13	21 Camil Perian	35.005	67 Federico Lamperti	38.526	69 Mikaël Bochez	39.104	13	52 Laurent Vandervelde	1:52.834	1:52.834	13
14	68 Samuele Bosio	35.051	68 Samuele Bosio	38.621	68 Samuele Bosio	39.775	14	77 Indrek Jaaska	1:53.185	1:53.326	14
15	12 Glauco Solieri	35.083	81 Steven Liquorish	38.653	77 Indrek Jaaska	39.850	15	68 Samuele Bosio	1:53.447	1:53.854	15
16	81 Steven Liquorish	35.109	69 Mikaël Bochez	38.798	67 Federico Lamperti	39.924	16	67 Federico Lamperti	1:53.743	1:53.877	16
17	67 Federico Lamperti	35.293	14 Laura Van den Hengel	39.392	14 Laura Van den Hengel	40.043	17	11 Stefano Zerbi	1:54.357	1:54.545	17
18	52 Laurent Vandervelde	35.295	11 Stefano Zerbi	39.401	11 Stefano Zerbi	40.045	18	14 Laura Van den Hengel	1:54.992	1:55.196	18
19	14 Laura Van den Hengel	35.557	21 Camil Perian	39.516	21 Camil Perian	40.892	19	21 Camil Perian	1:55.413	1:56.709	19
20	70 Roberto Bosio	35.851	70 Roberto Bosio	40.307	70 Roberto Bosio	41.643	20	70 Roberto Bosio	1:57.801	1:58.235	20
21	71 Jim Michaelian	37.086	71 Jim Michaelian	42.078	71 Jim Michaelian	43.102	21	71 Jim Michaelian	2:02.266	2:02.471	21





Autodromo Nazionale Monza
GT Cup Europe
Qualifying - 2 Driver - 2
Best 5 Lap Times



Autodromo Nazionale Monza 5.793 m.

Cl	N°	Entrant/Team	Nat	Driver 1	Nat	Driver 2	Nat	Vehicle	Cat	Cl	Best 1		Best 2		Best 3		Best 4		Best 5	
											Time	Lap	Time	Lap	Time	Lap	Time	Lap	Time	Lap
1	80	Mertel Motorsport	DEU	<u>Iván Velasco</u>	ESP	Jorge Cabezas	ESP	Ferrari 488 Challenge Evo	PROAM	1	1:49.924	8	1:50.714	7	1:51.314	4	1:51.634	3	1:54.775	2
2	19	Mertel Motorsport	DEU	Stefano Bozzoni	ITA	<u>Fernando Navarrete</u>	ESP	Ferrari 488 Challenge Evo	AM	1	1:50.020	8	1:50.668	7	1:50.721	3	1:51.932	6	1:53.292	2
3	17	Rosscorsa Racing	ITA	Lorenzo Innocenti	ITA	<u>Andrea Belicchi</u>	ITA	Ferrari 488 Challenge Evo	PROAM	2	1:50.178	5	1:50.468	4	1:50.750	7	1:51.298	3	2:03.773	2
4	47	EST1 Racing	EST	Alex Reimann	EST			Porsche 992 GT3 Cup	PROAM	3	1:50.201	8	1:50.435	7	1:51.356	4	1:52.267	6	1:52.276	9
5	78	ZRS Motorsport	ITA	Davide Scannicchio	ITA	<u>Fabio Babini</u>	ITA	Porsche 992 GT3 Cup	PROAM	4	1:50.338	10	1:50.672	8	1:51.001	7	1:51.006	5	1:51.749	4
6	44	Eugenio Pisani / SP Racing	ITA	<u>Eugenio Pisani</u>	ITA	Stefano Zanini	MCO	Porsche 911 GT3 Cup gen 2	PROAM	5	1:50.835	8	1:50.861	9	1:50.907	6	1:51.112	4	1:51.338	3
7	57	Q1-trackracing	BEL	<u>Quentin Antonel</u>	FRA	Nicolas Vandierendonck	BEL	Porsche 992 GT3 Cup	AM*	2	1:50.883	8	1:51.091	7	1:51.949	6	1:52.343	5	1:53.909	4
8	54	Q1-trackracing	BEL	Jan Laurysse	BEL			Porsche 992 GT3 Cup	PROAM	6	1:51.740	9	1:51.750	6	1:53.333	5	1:58.478	4	2:02.135	3
9	73	Van Straten / Orhès Racing	FRA	<u>Axel Vanstraten</u>	FRA	Remi Vanstraten	FRA	Porsche 992 GT3 Cup	PROAM	7	1:52.273	10	1:52.579	7	1:53.477	4	1:53.657	8	1:54.029	3
10	69	Kessel Racing	CHE	Alexandre Bochez	CHE	<u>Mikaël Bochez</u>	CHE	Ferrari 488 Challenge Evo	AM	3	1:52.649	10	1:53.618	5	1:53.964	6	1:54.068	9	1:54.421	4
11	81	Mertel Motorsport	DEU	Luca Ludwig	DEU	<u>Steven Liquorish</u>	GBR	Ferrari 488 Challenge Evo	PROAM	8	1:52.689	9	1:53.733	6	1:53.870	5	1:55.264	4	1:55.611	3
12	12	GDL Racing	ITA	Glauco Solieri	ITA			Porsche 992 GT3 Cup	AM	4	1:52.787	10	1:53.441	9	1:53.576	8	1:54.283	5	1:54.470	7
13	52	Q1-trackracing	BEL	Xander Przybylak	BEL	<u>Laurent Vandervelde</u>	BEL	Porsche 992 GT3 Cup	AM	5	1:52.834	9	1:53.676	8	1:54.203	7	1:55.767	3	1:56.654	6
14	77	EST1 Racing	EST	Indrek Jaaska	EST			Porsche 992 GT3 Cup	AM	6	1:53.326	10	1:54.663	8	1:56.121	9	1:57.283	5	1:57.286	7
15	68	GDL Racing	ITA	Samuele Bosio	ITA			Porsche 992 GT3 Cup	AM	7	1:53.854	8	1:54.078	5	1:54.882	3	1:55.731	4	1:58.396	2
16	67	GDL Racing	ITA	<u>Federico Lamperti</u>	ITA	Stefano Borghi	ITA	Porsche 992 GT3 Cup	AM	8	1:53.877	7	1:54.304	6	1:54.711	5	1:56.067	4	1:56.935	3
17	11	Fabio Fabiani / SP Racing	ITA	Fabio Fabiani	ITA	<u>Stefano Zerbi</u>	ITA	Porsche 911 GT3 Cup gen 2	AM	9	1:54.545	10	1:55.700	9	1:57.252	5	1:57.301	7	1:58.214	4
18	14	Ghinzani Arco Motorsport	ITA	Maurizio Fondi	ITA	<u>Laura Van den Hengel</u>	IND	Porsche 992 GT3 Cup	AM	10	1:55.196	7	1:55.214	8	1:55.731	4	1:55.898	5	2:00.195	3
19	21	Camil Perian / R01 Racing by Varu Nicu	ROU	<u>Camil Perian</u>	ROU	Florin Tincescu	ROU	Porsche 911 GT3 Cup gen 2	AM	11	1:56.709	6	1:57.884	3	1:58.023	4	1:59.007	7	2:00.318	9
20	70	GDL Racing	ITA	Roberto Bosio	ITA			Porsche 911 GT3 Cup gen 2	AM	12	1:58.235	8	1:58.744	10	2:00.225	4	2:00.418	5	2:00.553	7
21	71	GDL Racing	USA	Jim Michaelian	USA			Porsche 911 GT3 Cup gen 2	AM	13	2:02.471	8	2:03.459	7	2:03.753	6	2:04.471	9	2:05.014	5






Autodromo Nazionale Monza
GT Cup Europe
Qualifying - 2 Driver - 2
Best 5 Top Speeds



Autodromo Nazionale Monza 5.793 m.

Cl	N° Entrant/Team	Nat	Driver 1	Nat	Driver 2	Nat	Vehicle	Cat	Cl	Top 1		Top 2		Top 3		Top 4		Top 5		Avg
										Km/h	Lap	Km/h	Lap	Km/h	Lap	Km/h	Lap	Km/h	Lap	
1	44 Eugenio Pisani / SP Racing	ITA	Eugenio Pisani	ITA	Stefano Zanini	IND	Porsche 911 GT3 Cup gen 2	PROAM	1	278.3	6	278.3	8	275.5	9	271.3	5	270.0	7	274.7
2	69 Kessel Racing	CHE	Alexandre Bochez	CHE	Mikaël Bochez	CHE	Ferrari 488 Challenge Evo	AM	1	278.3	9	276.9	10	275.5	7	273.4	5	271.3	6	275.1
3	19 Mertel Motorsport	DEU	Stefano Bozzoni	ITA	Fernando Navarrete	ESP	Ferrari 488 Challenge Evo	AM	2	277.6	7	273.4	4	272.7	8	268.6	3	240.5	6	266.5
4	17 Rossocorsa Racing	ITA	Lorenzo Innocenti	ITA	Andrea Belicchi	ITA	Ferrari 488 Challenge Evo	PROAM	2	276.9	7	276.9	8	275.5	5	274.8	4	269.3	3	274.6
5	67 GDL Racing	SMR	Federico Lamperti	ITA	Stefano Borghi	ITA	Porsche 992 GT3 Cup	AM	3	276.9	6	264.7	7	263.4	5	260.8	8	251.1	4	263.4
6	78 ZRS Motorsport	ITA	Davide Scannicchio	ITA	Fabio Babini	ITA	Porsche 992 GT3 Cup	PROAM	3	276.9	5	276.9	8	276.9	10	274.8	7	273.4	4	275.7
7	47 EST1 Racing	EST	Alex Reimann	EST			Porsche 992 GT3 Cup	PROAM	4	276.2	10	275.5	3	275.5	7	274.8	5	274.8	8	275.3
8	77 EST1 Racing	EST	Indrek Jaaska	EST			Porsche 992 GT3 Cup	AM	4	276.2	7	276.2	10	272.7	9	272.0	5	272.0	6	273.8
9	81 Mertel Motorsport	DEU	Luca Ludwig	DEU	Steven Liquorish	GBR	Ferrari 488 Challenge Evo	PROAM	5	276.2	9	275.5	7	274.8	6	274.1	5	271.3	3	274.4
10	80 Mertel Motorsport	DEU	Iván Velasco	ESP	Jorge Cabezas	ESP	Ferrari 488 Challenge Evo	PROAM	6	275.5	8	265.3	7	257.7	5	246.5	4	244.8	3	258.0
11	57 Q1-trackracing	BEL	Quentin Antonel	FRA	Nicolas Vandierendonck	BEL	Porsche 992 GT3 Cup	AM*	5	274.8	8	270.0	7	269.3	6	263.4	5	246.5	4	264.8
12	52 Q1-trackracing	BEL	Xander Przybylak	BEL	Laurent Vandervelde	BEL	Porsche 992 GT3 Cup	AM	6	274.1	3	258.3	7	255.9	9	246.0	8	238.9	4	254.6
13	12 GDL Racing	SMR	Glaucio Solieri	ITA			Porsche 992 GT3 Cup	AM	7	272.7	7	272.7	10	270.0	8	261.5	5	249.4	9	265.2
14	54 Q1-trackracing	BEL	Jan Laurysen	BEL			Porsche 992 GT3 Cup	PROAM	7	272.7	4	271.3	3	270.0	9	266.6	6	262.7	7	268.7
15	21 Camil Perian / R01 Racing by Varu Nicu	ROU	Camil Perian	ROU	Florin Tincescu	ROU	Porsche 911 GT3 Cup gen 2	AM	8	271.3	9	267.9	5	267.9	10	264.0	4	262.1	6	266.7
16	68 GDL Racing	SMR	Samuele Bosio	ITA			Porsche 992 GT3 Cup	AM	9	271.3	8	271.3	9	269.3	6	264.0	4	259.6	5	267.1
17	73 Van Straten / Orhès Racing	FRA	Axel Vanstraten	FRA	Remi Vanstraten	FRA	Porsche 992 GT3 Cup	PROAM	8	271.3	9	269.3	8	267.3	5	265.3	3	265.3	7	267.7
18	11 Fabio Fabiani / SP Racing	ITA	Fabio Fabiani	ITA	Stefano Zerbi	ITA	Porsche 911 GT3 Cup gen 2	AM	10	263.4	5	262.7	10	259.6	9	251.1	7	247.7	3	256.9
19	14 Ghinzani Arco Motorsport	ITA	Maurizio Fondi	ITA	Laura Van den Hengel	NLD	Porsche 992 GT3 Cup	AM	11	256.5	4	255.3	5	253.5	8	244.3	9	241.6	3	250.2
20	70 GDL Racing	SMR	Roberto Bosio	ITA			Porsche 911 GT3 Cup gen 2	AM	12	245.4	8	243.7	5	237.3	4	236.3	7	236.3	10	239.8
21	71 GDL Racing	SMR	Jim Michaelian	USA			Porsche 911 GT3 Cup gen 2	AM	13	236.3	5	232.7	6	230.2	7	226.8	8	225.9	3	230.4






Autodromo Nazionale Monza
GT Cup Europe
Qualifying - 2 Driver - 2
Fastest Laps Sequence



Lap	Time of Day	Session Time	N° Entrant/Team	Nat	Driver 1	Nat	Driver 2	Nat	Vehicle	Cat	Time	Km/h
2	9:15:21.694	4:21.694	80 Mertel Motorsport		<u>Iván Velasco</u>		Jorge Cabezas		Ferrari 488 Challenge Evo	PROAM	1:54.775	181.7
3	9:17:13.328	6:13.328	80 Mertel Motorsport		<u>Iván Velasco</u>		Jorge Cabezas		Ferrari 488 Challenge Evo	PROAM	1:51.634	186.8
4	9:19:04.642	8:04.642	80 Mertel Motorsport		<u>Iván Velasco</u>		Jorge Cabezas		Ferrari 488 Challenge Evo	PROAM	1:51.314	187.3
3	9:20:15.589	9:15.589	19 Mertel Motorsport		Stefano Bozzoni		<u>Fernando Navarrete</u>		Ferrari 488 Challenge Evo	AM	1:50.721	188.3
4	9:22:44.357	11:44.357	17 Rossocorsa Racing		Lorenzo Innocenti		<u>Andrea Belicchi</u>		Ferrari 488 Challenge Evo	PROAM	1:50.468	188.7
5	9:24:34.535	13:34.535	17 Rossocorsa Racing		Lorenzo Innocenti		<u>Andrea Belicchi</u>		Ferrari 488 Challenge Evo	PROAM	1:50.178	189.2
8	9:29:36.801	18:36.801	80 Mertel Motorsport		<u>Iván Velasco</u>		Jorge Cabezas		Ferrari 488 Challenge Evo	PROAM	1:49.924	189.7





Autodromo Nazionale Monza

GT Cup Europe

Qualifying - 2 Driver - 2

Event Best Maximum Speed

Autodromo Nazionale Monza 5.793 m



N°	Entrant/Team	Nat	Driver 1	Nat	Driver 2	Nat	Vehicle	Cat	Km/h	Session
44	Eugenio Pisani / SP Racing	ITA	Eugenio Pisani	ITA	Stefano Zanini	MCO	Porsche 911 GT3 Cup gen 2	PROAM	278.3	Qualifying - 2 Driver - 2
69	Kessel Racing	CHE	Alexandre Bochez	CHE	Mikaël Bochez	CHE	Ferrari 488 Challenge Evo	AM	278.3	Qualifying - 2 Driver - 2
17	Rossocorsa Racing	ITA	Lorenzo Innocenti	ITA	Andrea Belicchi	ITA	Ferrari 488 Challenge Evo	PROAM	277.6	Qualifying - 1 Driver - 1
19	Mertel Motorsport	DEU	Stefano Bozzoni	ITA	Fernando Navarrete	ESP	Ferrari 488 Challenge Evo	AM	277.6	Qualifying - 2 Driver - 2
21	Camil Perian / R01 Racing by Varu Nicu	ROU	Camil Perian	ROU	Florin Tincescu	ROU	Porsche 911 GT3 Cup gen 2	AM	276.9	Qualifying - 1 Driver - 1
78	ZRS Motorsport	ITA	Davide Scannicchio	ITA	Fabio Babini	ITA	Porsche 992 GT3 Cup	PROAM	276.9	Qualifying - 2 Driver - 2
67	GDL Racing	SMR	Federico Lamperti	ITA	Stefano Borghi	ITA	Porsche 992 GT3 Cup	AM	276.9	Qualifying - 2 Driver - 2
11	Fabio Fabiani / SP Racing	ITA	Fabio Fabiani	ITA	Stefano Zerbi	ITA	Porsche 911 GT3 Cup gen 2	AM	276.2	Qualifying - 1 Driver - 1
16	Volcano Motorsport	ESP	Evgenii Leonov	ITA			Porsche 992 GT3 Cup	PROAM*	276.2	Qualifying - 1 Driver - 1
47	EST1 Racing	EST	Alex Reimann	EST			Porsche 992 GT3 Cup	PROAM	276.2	Qualifying - 2 Driver - 2
81	Mertel Motorsport	DEU	Luca Ludwig	DEU	Steven Liquorish	GBR	Ferrari 488 Challenge Evo	PROAM	276.2	Qualifying - 2 Driver - 2
77	EST1 Racing	EST	Indrek Jaaska	EST			Porsche 992 GT3 Cup	AM	276.2	Qualifying - 2 Driver - 2
80	Mertel Motorsport	DEU	Iván Velasco	ESP	Jorge Cabezas	ESP	Ferrari 488 Challenge Evo	PROAM	275.5	Qualifying - 2 Driver - 2
57	Q1-trackracing	BEL	Quentin Antonel	FRA	Nicolas Vandierendonck		Porsche 992 GT3 Cup	AM*	274.8	Qualifying - 2 Driver - 2
52	Q1-trackracing	BEL	Xander Przybylak	BEL	Laurent Vandervelde	BEL	Porsche 992 GT3 Cup	AM	274.1	Qualifying - 2 Driver - 2
54	Q1-trackracing	BEL	Jan Laurysen	BEL			Porsche 992 GT3 Cup	PROAM	272.7	Qualifying - 2 Driver - 2
12	GDL Racing	SMR	Glauco Solieri	ITA			Porsche 992 GT3 Cup	AM	272.7	Qualifying - 2 Driver - 2
73	Van Straten / Orhès Racing	FRA	Axel Vanstraaen	FRA	Remi Vanstraaen	FRA	Porsche 992 GT3 Cup	PROAM	272.0	Qualifying - 1 Driver - 1
68	GDL Racing	SMR	Samuele Bosio	ITA			Porsche 992 GT3 Cup	AM	271.3	Qualifying - 2 Driver - 2
14	Ghinzani Arco Motorsport	ITA	Maurizio Fondi	ITA	Laura Van den Hengel	NLD	Porsche 992 GT3 Cup	AM	264.0	Free Practice - 2
55	Q1-trackracing	BEL	Gustavo Condé	BRA	H. Mello	BRA	Porsche 992 GT3 Cup	AM	262.1	Qualifying - 1 Driver - 1
70	GDL Racing	SMR	Roberto Bosio	ITA			Porsche 911 GT3 Cup gen 2	AM	245.4	Qualifying - 2 Driver - 2
71	GDL Racing	SMR	Jim Michaelian	USA			Porsche 911 GT3 Cup gen 2	AM	236.3	Qualifying - 2 Driver - 2





Autodromo Nazionale Monza
GT Cup Europe
Qualifying - 2 Driver - 2
Pit Stop Analysis



GT Cup
 Europe

19 Stefano Bozzoni Ferrari 488 Challenge Evo

AM Fernando Navarrete Mertel Motorsport

N°	In Day Time	In Time	Out Time	Pit Time	T. Pit Time	Handicap	Diff.
1	9:22:10.268	9:22:10.268	9:24:11.530	2:01.262	2:01.262		

52 Xander Przybylak Porsche 992 GT3 Cup

AM Laurent Vandervelde Q1-trackracing

N°	In Day Time	In Time	Out Time	Pit Time	T. Pit Time	Handicap	Diff.
1	9:19:45.449	9:19:45.449	9:22:19.387	2:33.938	2:33.938		

54 Jan Laurysen Porsche 992 GT3 Cup

PROAM Q1-trackracing

N°	In Day Time	In Time	Out Time	Pit Time	T. Pit Time	Handicap	Diff.
1	9:25:37.994	9:25:37.994	9:27:21.013	1:43.019	1:43.019		

68 Samuele Bosio Porsche 992 GT3 Cup

AM GDL Racing

N°	In Day Time	In Time	Out Time	Pit Time	T. Pit Time	Handicap	Diff.
1	9:25:06.621	9:25:06.621	9:26:33.793	1:27.172	1:27.172		

69 Alexandre Bochez Ferrari 488 Challenge Evo

AM Mikaël Bochez Kessel Racing

N°	In Day Time	In Time	Out Time	Pit Time	T. Pit Time	Handicap	Diff.
1	9:25:48.651	9:25:48.651	9:27:06.175	1:17.524	1:17.524		

73 Axel Vanstraten Porsche 992 GT3 Cup

PROAM Remi Vanstraten Van Straten / Orhès Racing

N°	In Day Time	In Time	Out Time	Pit Time	T. Pit Time	Handicap	Diff.
1	9:21:32.988	9:21:32.988	9:22:51.262	1:18.274	1:18.274		

80 Iván Velasco Ferrari 488 Challenge Evo

PROAM Jorge Cabezas Mertel Motorsport


N°	In Day Time	In Time	Out Time	Pit Time	T. Pit Time	Handicap	Diff.
1	9:20:59.105	9:20:59.105	9:23:47.834	2:48.729	2:48.729		

81 Luca Ludwig Ferrari 488 Challenge Evo

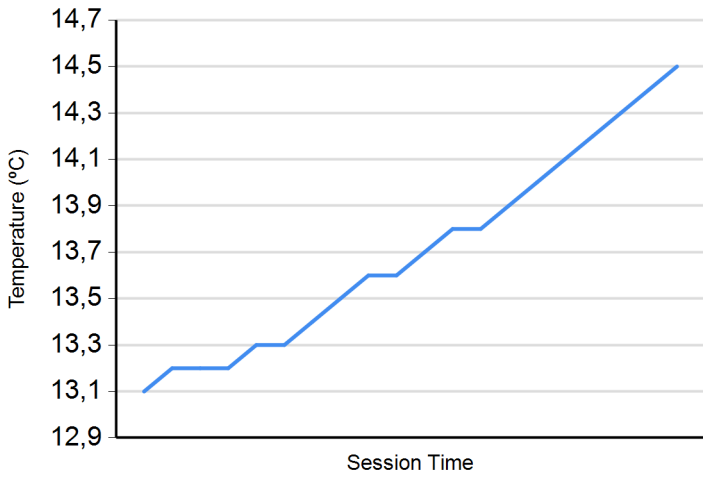
PROAM Steven Liquorish Mertel Motorsport

N°	In Day Time	In Time	Out Time	Pit Time	T. Pit Time	Handicap	Diff.
1	9:25:30.263	9:25:30.263	9:28:05.419	2:35.156	2:35.156		

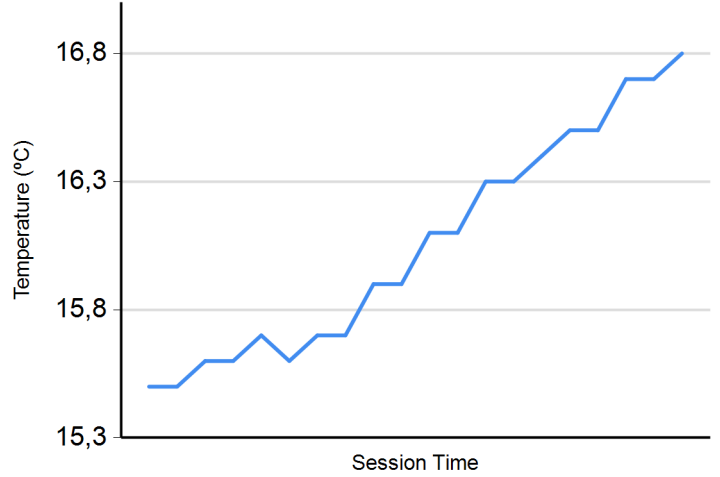




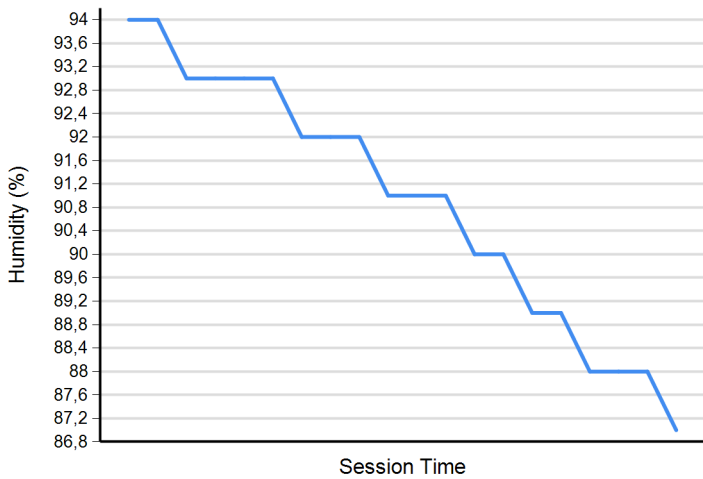
Air Temperature



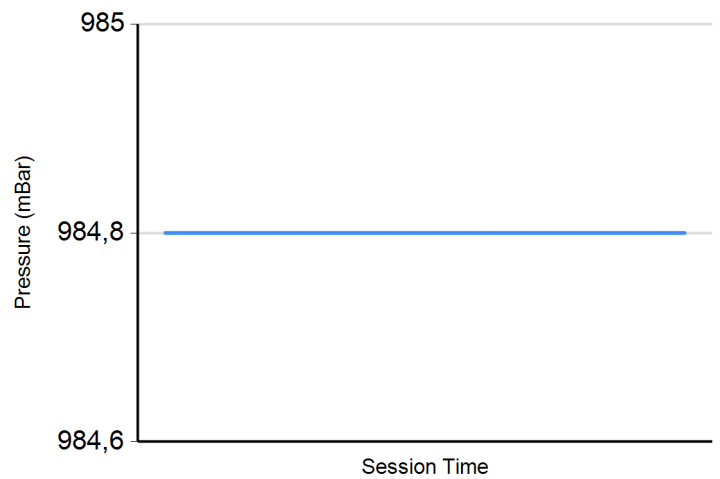
Track Temperature



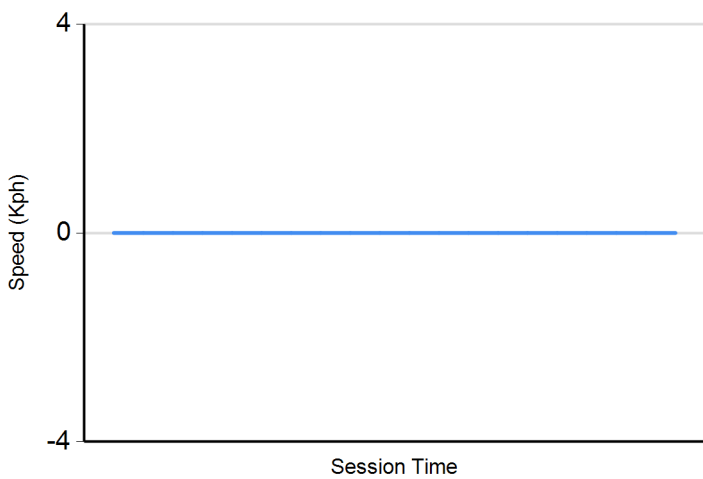
Humidity



Pressure



Wind Speed



Wind direction

North = 0°/360° Est = 90° South = 180° West = 270°

