

# Autodromo Nazionale Monza

## GT Cup Europe

### Race - 1

#### Provisional Results



Autodromo Nazionale Monza 5.793 m.

Cls	N°	Entrant/Team	Nat	Driver 1	Nat	Driver 2	Nat	Vehicle	Cat	Cl	Laps	Total Time	Gap	Interval	Km/h	Best	Time	Km/h
1	54	Q1-trackracing	BEL	Jan Lauryszen	BEL			Porsche 992 GT3 Cup	PROAM	1	18	51:15.210			122.0	15	2:04.087	168.0
2	52	Q1-trackracing	BEL	<u>Xander Przybylak</u>	BEL	Laurent Vandervelde	BEL	Porsche 992 GT3 Cup	AM	1	18	51:16.167	0.957	0.957	122.0	9	2:06.305	165.1
3	47	EST1 Racing	EST	Alex Reimann	EST			Porsche 992 GT3 Cup	PROAM	2	18	51:16.451	1.241	0.284	122.0	13	2:04.534	167.4
4	80	Mertel Motorsport	ESP	Iván Velasco	ESP	<u>Jorge Cabezas</u>	ESP	Ferrari 488 Challenge Evo	PROAM	3	18	51:16.720	1.510	0.269	122.0	15	2:05.096	166.7
5	17	Rosscorsa Racing	ITA	<u>Lorenzo Innocenti</u>	ITA	Andrea Belicchi	ITA	Ferrari 488 Challenge Evo	PROAM	4	18	51:16.998	1.788	0.278	121.9	13	2:04.952	166.9
6	57	Q1-trackracing	BEL	Quentin Antonel	FRA	<u>Nicolas Vandierendonck</u>	BEL	Porsche 992 GT3 Cup	AM*	2	18	51:17.097	1.887	0.099	121.9	15	2:06.083	165.4
7	19	Mertel Motorsport	DEU	<u>Stefano Bozzoni</u>	ITA	Fernando Navarrete	ESP	Ferrari 488 Challenge Evo	AM	3	18	51:17.825	2.615	0.728	121.9	10	2:06.185	165.2
8	78	ZRS Motorsport	ITA	<u>Davide Scannicchio</u>	ITA	Fabio Babini	ITA	Porsche 992 GT3 Cup	PROAM	5	18	51:18.052	2.842	0.227	121.9	14	2:06.228	165.2
9	12	GDL Racing	SMR	Glauco Solieri	ITA			Porsche 992 GT3 Cup	AM	4	18	51:23.945	8.735	5.893	121.7	15	2:08.959	161.7
10	77	EST1 Racing	EST	Indrek Jaaska	EST			Porsche 992 GT3 Cup	AM	5	18	51:24.739	9.529	0.794	121.6	12	2:08.562	162.2
11	21	Camil Perian / R01 Racing by Varu Nicu	ROU	Camil Perian	ROU	<u>Florin Tincescu</u>	ROU	Porsche 911 GT3 Cup gen 2	AM	6	18	51:25.760	10.550	1.021	121.6	9	2:11.888	158.1
12	81 *	Mertel Motorsport	DEU	<u>Luca Ludwig</u>	DEU	Steven Liquorish	GBR	Ferrari 488 Challenge Evo	PROAM	6	18	51:26.333	11.123	0.573	121.6	9	2:06.583	164.7
13	68	GDL Racing	SMR	Samuele Bosio	ITA			Porsche 992 GT3 Cup	AM	7	18	51:29.079	13.869	2.746	121.5	14	2:10.030	160.3
14	14	Ghinzani Arco Motorsport	ITA	<u>Maurizio Fondi</u>	ITA	Laura Van den Hengel	NLD	Porsche 992 GT3 Cup	AM	8	18	51:30.541	15.331	1.462	121.4	13	2:09.946	160.4
15	67	GDL Racing	SMR	Federico Lamperti	ITA	<u>Stefano Borghi</u>	ITA	Porsche 992 GT3 Cup	AM	9	18	51:31.297	16.087	0.756	121.4	14	2:12.895	156.9
16	70 *	GDL Racing	SMR	Roberto Bosio	ITA			Porsche 911 GT3 Cup gen 2	AM	10	17	51:20.708	1 Lap	1 Lap	115.0	14	2:15.294	154.1
17	71	GDL Racing	SMR	Jim Michaelian	USA			Porsche 911 GT3 Cup gen 2	AM	11	17	51:29.880	1 Lap	9.172	114.7	13	2:24.231	144.5
18	69 *	Kessel Racing	CHE	<u>Alexandre Bochez</u>	CHE	Mikaël Bochez	CHE	Ferrari 488 Challenge Evo	AM	12	17	51:46.071	1 Lap	16.191	114.1	13	2:13.284	156.4
19	73	Van Straten / Orhès Racing	FRA	Axel Vanstraten	FRA	<u>Remi Vanstraten</u>	FRA	Porsche 992 GT3 Cup	PROAM	7	14	40:25.878	4 Laps	3 Laps	120.3	14	2:06.047	165.4

Not classified: (Requirements: 75% of number laps of leader = 14 Laps)

11	Fabio Fabiani / SP Racing	ITA	<u>Fabio Fabiani</u>	ITA	Stefano Zerbi	ITA	Porsche 911 GT3 Cup gen 2	AM	13	6	21:20.791	12 Laps	8 Laps	97.6	4	2:39.942	130.3
44	Eugenio Pisani / SP Racing	ITA	Eugenio Pisani	ITA	<u>Stefano Zanini</u>	ITA	Porsche 911 GT3 Cup gen 2	PROAM	8	4	18:15.325	14 Laps	2 Laps	76.1	2	3:25.818	101.3
16	Volcano Motorsport	ESP	Evgenii Leonov	MDA			Porsche 992 GT3 Cup	PROAM*	9	3	10:51.177	15 Laps	1 Lap	96.0	2	3:27.257	100.6
55	Q1-trackracing	BEL	Gustavo Condé	BRA	<u>H. Mello</u>	BRA	Porsche 992 GT3 Cup	AM	14	3	10:51.476	15 Laps	0.299	96.0	2	3:26.791	100.8

Fastest lap Jan Lauryszen in 2:04.087 at 168.0 Km/h in lap 15

PROAM	54	Q1-trackracing	BEL	Jan Lauryszen	BEL			Porsche 992 GT3 Cup	15	2:04.087	168.0
AM	57	Q1-trackracing	BEL	Quentin Antonel	FRA	Nicolas Vandierendonck	BEL	Porsche 992 GT3 Cup	15	2:06.083	165.4

#### \* PENALTIES

CAR #70 - 5 SECONDS TIME PENALTY ADDED TO RACE TIME - OVERTAKING BEFORE THE LINE AT RESTART

CAR #81 - 5 SECONDS TIME PENALTY ADDED TO RACE TIME - OVERTAKING CAR 19 BEFORE THE LINE AT SC RESTART

CAR #69 - DRIVE THROUGH CONVERTED TO 25 SECONDS TIME PENALTY ADDED TO RACE TIME - EXITING PIT LANE WITH RED LIGHTS

Published at:.....

Track Temp: 17.1 °C Air Temp: 15.3 °C Humidity: 92 % Track Status: WET


Race Director:

Timekeeper:

Luis Garcia

JOB-1605-ESP/M





**Autodromo Nazionale Monza**  
**GT Cup Europe**  
**Race - 1**  
**Provisional Results by Category**



PROAM																		
Cls	N°	Entrant/Team	Nat	Driver 1	Nat	Driver 2	Nat	Vehicle	Cat	Cl	Laps	Total Time	Gap	Interval	Km/h	Best	Time	Km/h
1	54	Q1-trackracing	BEL	Jan Laurysse	BEL			Porsche 992 GT3 Cup	PROAM	1	18	51:15.210			122.0	15	2:04.087	168.0
2	47	EST1 Racing	EST	Alex Reimann	EST			Porsche 992 GT3 Cup	PROAM	2	18	51:16.451	1.241	1.241	122.0	13	2:04.534	167.4
3	80	Mertel Motorsport	DEU	Iván Velasco	ESP	Jorge Cabezas	ESP	Ferrari 488 Challenge Evo	PROAM	3	18	51:16.720	1.510	0.269	122.0	15	2:05.096	166.7
4	17	Rossocorsa Racing	ITA	Lorenzo Innocenti	ITA	Andrea Belicchi	ITA	Ferrari 488 Challenge Evo	PROAM	4	18	51:16.998	1.788	0.278	121.9	13	2:04.952	166.9
5	78	ZRS Motorsport	ITA	Davide Scannicchio	ITA	Fabio Babini	ITA	Porsche 992 GT3 Cup	PROAM	5	18	51:18.052	2.842	1.054	121.9	14	2:06.228	165.2
6	81 *	Mertel Motorsport	DEU	Luca Ludwig	DEU	Steven Liquorish	GBR	Ferrari 488 Challenge Evo	PROAM	6	18	51:26.333	11.123	8.281	121.6	9	2:06.583	164.7
7	73	Van Straten / Orhès Racing	FRA	Axel Vanstraten	FRA	Remi Vanstraten	FRA	Porsche 992 GT3 Cup	PROAM	7	14	40:25.878	4 Laps	4 Laps	120.3	14	2:06.047	165.4
<b>Not classified: (Requirements: 75% of number laps of leader = 14 Laps)</b>																		
44		Eugenio Pisani / SP Racing	ITA	Eugenio Pisani	ITA	Stefano Zanini	MON	Porsche 911 GT3 Cup gen 2	PROAM	8	4	18:15.325	14 Laps	10 Laps	76.1	2	3:25.818	101.3
16		Volcano Motorsport	ESP	Evgenii Leonov	MDA			Porsche 992 GT3 Cup	PROAM*	9	3	10:51.177	15 Laps	1 Lap	96.0	2	3:27.257	100.6

AM																		
Cls	N°	Entrant/Team	Nat	Driver 1	Nat	Driver 2	Nat	Vehicle	Cat	Cl	Laps	Total Time	Gap	Interval	Km/h	Best	Time	Km/h
1	52	Q1-trackracing	BEL	Xander Przybylak	BEL	Laurent Vandervelde	BEL	Porsche 992 GT3 Cup	AM	1	18	51:16.167			122.0	9	2:06.305	165.1
2	57	Q1-trackracing	BEL	Quentin Antonel	FRA	Nicolas Vandierendonck	BEL	Porsche 992 GT3 Cup	AM*	2	18	51:17.097	0.930	0.930	121.9	15	2:06.083	165.4
3	19	Mertel Motorsport	DEU	Stefano Bozzoni	ITA	Fernando Navarrete	ESP	Ferrari 488 Challenge Evo	AM	3	18	51:17.825	1.658	0.728	121.9	10	2:06.185	165.2
4	12	GDL Racing	SMR	Glauco Solieri	ITA			Porsche 992 GT3 Cup	AM	4	18	51:23.945	7.778	6.120	121.7	15	2:08.959	161.7
5	77	EST1 Racing	EST	Indrek Jaaska	EST			Porsche 992 GT3 Cup	AM	5	18	51:24.739	8.572	0.794	121.6	12	2:08.562	162.2
6	21	Camil Perian / R01 Racing by Varu Nicu	ROU	Camil Perian	ROU	Florin Tinescu	ROU	Porsche 911 GT3 Cup gen 2	AM	6	18	51:25.760	9.593	1.021	121.6	9	2:11.888	158.1
7	68	GDL Racing	SMR	Samuele Bosio	ITA			Porsche 992 GT3 Cup	AM	7	18	51:29.079	12.912	3.319	121.5	14	2:10.030	160.3
8	14	Ghinzani Arco Motorsport	ITA	Maurizio Fondi	ITA	Laura Van den Hengel	NLD	Porsche 992 GT3 Cup	AM	8	18	51:30.541	14.374	1.462	121.4	13	2:09.946	160.4
9	67	GDL Racing	SMR	Federico Lamperti	ITA	Stefano Borghi	ITA	Porsche 992 GT3 Cup	AM	9	18	51:31.297	15.130	0.756	121.4	14	2:12.895	156.9
10	70 *	GDL Racing	SMR	Roberto Bosio	ITA			Porsche 911 GT3 Cup gen 2	AM	10	17	51:20.708	1 Lap	1 Lap	115.0	14	2:15.294	154.1
11	71	GDL Racing	SMR	Jim Michaelian	USA			Porsche 911 GT3 Cup gen 2	AM	11	17	51:29.880	1 Lap	9.172	114.7	13	2:24.231	144.5
12	69 *	Kessel Racing	CHE	Alexandre Bochez	CHE	Mikaël Bochez	CHE	Ferrari 488 Challenge Evo	AM	12	17	51:46.071	1 Lap	16.191	114.1	13	2:13.284	156.4
<b>Not classified: (Requirements: 75% of number laps of leader = 14 Laps)</b>																		
11		Fabio Fabiani / SP Racing	ITA	Fabio Fabiani	ITA	Stefano Zerbi	ITA	Porsche 911 GT3 Cup gen 2	AM	13	6	21:20.791	12 Laps	11 Laps	97.6	4	2:39.942	130.3
55		Q1-trackracing	BEL	Gustavo Condé	BRA	H. Mello	BRA	Porsche 992 GT3 Cup	AM	14	3	10:51.476	15 Laps	3 Laps	96.0	2	3:26.791	100.8

Fastest lap Jan Laurysse in 2:04.087 at 168.0 Km/h in lap 15

**\* PENALTIES**

CAR #70 - 5 SECONDS TIME PENALTY ADDED TO RACE TIME - OVERTAKING BEFORE THE LINE AT RESTART

CAR #81 - 5 SECONDS TIME PENALTY ADDED TO RACE TIME - OVERTAKING CAR 19 BEFORE THE LINE AT SC RESTART

Published at:.....

Track Temp: 17.1 °C Air Temp: 15.3 °C Humidity: 92 % Track Status: WET


Race Director:

Timekeeper:

Luis Garcia

JOB-1605-ESP/M





Autodromo Nazionale Monza

GT Cup Europe

Race - 1

Provisional Results by Category



CAR #69 - DRIVE THROUGH CONVERTED TO 25 SECONDS TIME PENALTY ADDED TO RACE TIME - EXITING PIT LANE WITH RED LIGHTS

Published at:.....


Track Temp: 17.1 °C Air Temp: 15.3 °C Humidity: 92 % Track Status: WET

Race Director:

Timekeeper: Luis Garcia

*[Signature]*  
JOB-1605-ESP/M





**Autodromo Nazionale Monza**  
**GT Cup Europe**  
**Race - 1**  
**Provisional Results by Class**



GT Open Cup Europe																		
Cls	N°	Entrant/Team	Nat	Driver 1	Nat	Driver 2	Nat	Vehicle	Cat	Cl	Laps	Total Time	Gap	Interval	Km/h	Best	Time	Km/h
1	54	Q1-trackracing	BEL	Jan Lauryszen	BEL			Porsche 992 GT3 Cup	GT Cup	1	18	51:15.210			122.0	15	2:04.087	168.0
2	52	Q1-trackracing	BEL	<u>Xander Przybylak</u>	BEL	Laurent Vandervelde	BEL	Porsche 992 GT3 Cup	GT Cup	2	18	51:16.167	0.957	0.957	122.0	9	2:06.305	165.1
3	47	EST1 Racing	EST	Alex Reimann	EST			Porsche 992 GT3 Cup	GT Cup	3	18	51:16.451	1.241	0.284	122.0	13	2:04.534	167.4
4	80	Mertel Motorsport	ESP	Iván Velasco	ESP	<u>Jorge Cabezas</u>	ESP	Ferrari 488 Challenge Evo	GT Cup	4	18	51:16.720	1.510	0.269	122.0	15	2:05.096	166.7
5	17	Rossocorsa Racing	ITA	<u>Lorenzo Innocenti</u>	ITA	Andrea Belicchi	ITA	Ferrari 488 Challenge Evo	GT Cup	5	18	51:16.998	1.788	0.278	121.9	13	2:04.952	166.9
6	57	Q1-trackracing	BEL	Quentin Antonel	FRA	<u>Nicolas Vandierendonck</u>	BEL	Porsche 992 GT3 Cup	GT Cup*	6	18	51:17.097	1.887	0.099	121.9	15	2:06.083	165.4
7	19	Mertel Motorsport	DEU	<u>Stefano Bozzoni</u>	ITA	Fernando Navarrete	ESP	Ferrari 488 Challenge Evo	GT Cup	7	18	51:17.825	2.615	0.728	121.9	10	2:06.185	165.2
8	78	ZRS Motorsport	ITA	<u>Davide Scannicchio</u>	ITA	Fabio Babini	ITA	Porsche 992 GT3 Cup	GT Cup	8	18	51:18.052	2.842	0.227	121.9	14	2:06.228	165.2
9	12	GDL Racing	SMR	Glauco Solieri	ITA			Porsche 992 GT3 Cup	GT Cup	9	18	51:23.945	8.735	5.893	121.7	15	2:08.959	161.7
10	77	EST1 Racing	EST	Indrek Jaaska	EST			Porsche 992 GT3 Cup	GT Cup	10	18	51:24.739	9.529	0.794	121.6	12	2:08.562	162.2
11	21	Camil Perian / R01 Racing by Varu Nicu	ROU	Camil Perian	ROU	<u>Florin Tincescu</u>	ROU	Porsche 911 GT3 Cup gen 2	GT Cup	11	18	51:25.760	10.550	1.021	121.6	9	2:11.888	158.1
12	81 *	Mertel Motorsport	DEU	<u>Luca Ludwig</u>	DEU	Steven Liquorish	GBR	Ferrari 488 Challenge Evo	GT Cup	12	18	51:26.333	11.123	0.573	121.6	9	2:06.583	164.7
13	68	GDL Racing	SMR	Samuele Bosio	ITA			Porsche 992 GT3 Cup	GT Cup	13	18	51:29.079	13.869	2.746	121.5	14	2:10.030	160.3
14	14	Ghinzani Arco Motorsport	ITA	<u>Maurizio Fondi</u>	ITA	Laura Van den Hengel	NLD	Porsche 992 GT3 Cup	GT Cup	14	18	51:30.541	15.331	1.462	121.4	13	2:09.946	160.4
15	67	GDL Racing	SMR	Federico Lamperti	ITA	<u>Stefano Borghi</u>	ITA	Porsche 992 GT3 Cup	GT Cup	15	18	51:31.297	16.087	0.756	121.4	14	2:12.895	156.9
16	70 *	GDL Racing	SMR	Roberto Bosio	ITA			Porsche 911 GT3 Cup gen 2	GT Cup	16	17	51:20.708	1 Lap	1 Lap	115.0	14	2:15.294	154.1
17	71	GDL Racing	SMR	Jim Michaelian	USA			Porsche 911 GT3 Cup gen 2	GT Cup	17	17	51:29.880	1 Lap	9.172	114.7	13	2:24.231	144.5
18	69 *	Kessel Racing	CHE	<u>Alexandre Bochez</u>	CHE	Mikaël Bochez	CHE	Ferrari 488 Challenge Evo	GT Cup	18	17	51:46.071	1 Lap	16.191	114.1	13	2:13.284	156.4
19	73	Van Straten / Orhès Racing	FRA	Axel Vanstraten	FRA	<u>Remi Vanstraten</u>	FRA	Porsche 992 GT3 Cup	GT Cup	19	14	40:25.878	4 Laps	3 Laps	120.3	14	2:06.047	165.4
<b>Not classified: (Requirements: 75% of number laps of leader = 14 Laps)</b>																		
11		Fabio Fabiani / SP Racing	ITA	<u>Fabio Fabiani</u>	ITA	Stefano Zerbi	ITA	Porsche 911 GT3 Cup gen 2	GT Cup	20	6	21:20.791	12 Laps	8 Laps	97.6	4	2:39.942	130.3
44		Eugenio Pisani / SP Racing	ITA	Eugenio Pisani	ITA	<u>Stefano Zanini</u>	ITA	Porsche 911 GT3 Cup gen 2	GT Cup	21	4	18:15.325	14 Laps	2 Laps	76.1	2	3:25.818	101.3
16		Volcano Motorsport	ESP	Evgenii Leonov	MDA			Porsche 992 GT3 Cup	GT Cup*	22	3	10:51.177	15 Laps	1 Lap	96.0	2	3:27.257	100.6
55		Q1-trackracing	BEL	Gustavo Condé	BRA	<u>H. Mello</u>	BRA	Porsche 992 GT3 Cup	GT Cup	23	3	10:51.476	15 Laps	0.299	96.0	2	3:26.791	100.8

**Fastest lap Jan Lauryszen in 2:04.087 at 168.0 Km/h in lap 15**

**\* PENALTIES**

CAR #70 - 5 SECONDS TIME PENALTY ADDED TO RACE TIME - OVERTAKING BEFORE THE LINE AT RESTART

CAR #81 - 5 SECONDS TIME PENALTY ADDED TO RACE TIME - OVERTAKING CAR 19 BEFORE THE LINE AT SC RESTART

CAR #69 - DRIVE THROUGH CONVERTED TO 25 SECONDS TIME PENALTY ADDED TO RACE TIME - EXITING PIT LANE WITH RED LIGHTS

Published at:.....

Track Temp: 17.1 °C Air Temp: 15.3 °C Humidity: 92 % Track Status: WET


**Race Director:**

**Timekeeper:**

Luis Garcia

JOB-1605-ESP/M





**Autodromo Nazionale Monza**  
**GT Cup Europe**  
**Race - 1**




**GT Cup**  
 Europe

**Provisional Classification by Driver Fastest Lap**

Cl	N°	Entrant/Team	Nat	Vehicle	Driver	Nat	Cat	Cl	Laps	Best	Time	Gap	Interval	Km/h
1	54	Q1-trackracing	BEL	Porsche 992 GT3 Cup	Jan Laurysen	BEL	PROAM	1	18	15	2:04.087			168.0
2	47	EST1 Racing	EST	Porsche 992 GT3 Cup	Alex Reimann	EST	PROAM	2	18	13	2:04.534	0.447	0.447	167.4
3	17	Rosscorsa Racing	ITA	Ferrari 488 Challenge Evo	Andrea Belicchi	ITA	PROAM	3	10	5	2:04.952	0.865	0.418	166.9
4	80	Mertel Motorsport	DEU	Ferrari 488 Challenge Evo	Iván Velasco	ESP	PROAM	4	8	5	2:05.096	1.009	0.144	166.7
5	73	Van Straten / Orhès Racing	FRA	Porsche 992 GT3 Cup	Axel Vanstraten	FRA	PROAM	5	6	6	2:06.047	1.960	0.951	165.4
6	57	Q1-trackracing	BEL	Porsche 992 GT3 Cup	Quentin Antonel	FRA	AM*	1	9	6	2:06.083	1.996	0.036	165.4
7	19	Mertel Motorsport	DEU	Ferrari 488 Challenge Evo	Fernando Navarrete	ESP	AM	2	10	2	2:06.185	2.098	0.102	165.2
8	78	ZRS Motorsport	ITA	Porsche 992 GT3 Cup	Fabio Babini	ITA	PROAM	6	10	6	2:06.228	2.141	0.043	165.2
9	80	Mertel Motorsport	DEU	Ferrari 488 Challenge Evo	Jorge Cabezas	ESP	PROAM	7	10	9	2:06.298	2.211	0.070	165.1
10	52	Q1-trackracing	BEL	Porsche 992 GT3 Cup	Xander Przybylak	BEL	AM	3	10	9	2:06.305	2.218	0.007	165.1
11	81	Mertel Motorsport	DEU	Ferrari 488 Challenge Evo	Luca Ludwig	DEU	PROAM	8	11	9	2:06.583	2.496	0.278	164.7
12	52	Q1-trackracing	BEL	Porsche 992 GT3 Cup	Laurent Vandervelde	BEL	AM	4	8	4	2:06.704	2.617	0.121	164.5
13	77	EST1 Racing	EST	Porsche 992 GT3 Cup	Indrek Jaaska	EST	AM	5	18	12	2:08.562	4.475	1.858	162.2
14	12	GDL Racing	SMR	Porsche 992 GT3 Cup	Glauco Solieri	ITA	AM	6	18	15	2:08.959	4.872	0.397	161.7
15	14	Ghinzani Arco Motorsport	ITA	Porsche 992 GT3 Cup	Laura Van den Heng	NLD	AM	7	10	5	2:09.946	5.859	0.987	160.4
16	68	GDL Racing	SMR	Porsche 992 GT3 Cup	Samuele Bosio	ITA	AM	8	18	14	2:10.030	5.943	0.084	160.3
17	81	Mertel Motorsport	DEU	Ferrari 488 Challenge Evo	Steven Liquorish	GBR	PROAM	9	7	3	2:10.129	6.042	0.099	160.2
18	21	Camil Perian / R01 Racing by Varu Nicu	ROU	Porsche 911 GT3 Cup gen 2	Florin Tincescu	ROU	AM	9	10	9	2:11.888	7.801	1.759	158.1
19	21	Camil Perian / R01 Racing by Varu Nicu	ROU	Porsche 911 GT3 Cup gen 2	Camil Perian	ROU	AM	10	8	3	2:12.500	8.413	0.612	157.3
20	67	GDL Racing	SMR	Porsche 992 GT3 Cup	Federico Lamperti	ITA	AM	11	9	5	2:12.895	8.808	0.395	156.9
21	69	Kessel Racing	CHE	Ferrari 488 Challenge Evo	Mikaël Bochez	CHE	AM	12	7	3	2:13.284	9.197	0.389	156.4
22	57	Q1-trackracing	BEL	Porsche 992 GT3 Cup	Nicolas Vandierendy	BEL	AM*	13	9	8	2:14.659	10.572	1.375	154.8
23	69	Kessel Racing	CHE	Ferrari 488 Challenge Evo	Alexandre Bochez	CHE	AM	14	10	9	2:14.699	10.612	0.040	154.8
24	70	GDL Racing	SMR	Porsche 911 GT3 Cup gen 2	Roberto Bosio	ITA	AM	15	17	14	2:15.294	11.207	0.595	154.1
25	73	Van Straten / Orhès Racing	FRA	Porsche 992 GT3 Cup	Remi Vanstraten	FRA	PROAM	10	8	8	2:23.496	19.409	8.202	145.3
26	67	GDL Racing	SMR	Porsche 992 GT3 Cup	Stefano Borghi	ITA	AM	16	9	8	2:23.823	19.736	0.327	145.0
27	71	GDL Racing	SMR	Porsche 911 GT3 Cup gen 2	Jim Michaelian	USA	AM	17	17	13	2:24.231	20.144	0.408	144.5
28	17	Rosscorsa Racing	ITA	Ferrari 488 Challenge Evo	Lorenzo Innocenti	ITA	PROAM	11	8	8	2:28.404	24.317	4.173	140.5
29	78	ZRS Motorsport	ITA	Porsche 992 GT3 Cup	Davide Scannicchio	ITA	PROAM	12	8	8	2:28.878	24.791	0.474	140.0
30	19	Mertel Motorsport	DEU	Ferrari 488 Challenge Evo	Stefano Bozzoni	ITA	AM	18	8	8	2:31.335	27.248	2.457	137.8
31	14	Ghinzani Arco Motorsport	ITA	Porsche 992 GT3 Cup	Maurizio Fondi	ITA	AM	19	8	8	2:37.059	32.972	5.724	132.7
32	11	Fabio Fabiani / SP Racing	ITA	Porsche 911 GT3 Cup gen 2	Fabio Fabiani	ITA	AM	20	6	4	2:39.942	35.855	2.883	130.3
33	44	Eugenio Pisani / SP Racing	ITA	Porsche 911 GT3 Cup gen 2	Stefano Zanini	MOD	PROAM	13	4	2	3:25.818	1:21.73	45.876	101.3
34	55	Q1-trackracing	BEL	Porsche 992 GT3 Cup	H. Mello	BRA	AM	21	3	2	3:26.791	1:22.70	0.973	100.8
35	16	Volcano Motorsport	ESP	Porsche 992 GT3 Cup	Evgenii Leonov	MDA	PROAM*	14	3	2	3:27.257	1:23.17	0.466	100.6







# Autodromo Nazionale Monza

## GT Cup Europe


### Race - 1

#### Distance and Speed Average



Cls	N°	Entrant/Team	Nat	Driver 1	Nat	Driver 2	Nat	Vehicle	Cat	Cls	Laps	Distance	Total Time	Km/h
1	54	Q1-trackracing	BEL	Jan Laurysen	BEL			Porsche 992 GT3 Cup	PROAM	1	18	104.27	51:15.210	122.0
2	52	Q1-trackracing	BEL	<b>Xander Przybylak</b>	BEL	Laurent Vandervelde	BEL	Porsche 992 GT3 Cup	AM	1	18	104.27	51:16.167	122.0
3	47	EST1 Racing	EST	Alex Reimann	EST			Porsche 992 GT3 Cup	PROAM	2	18	104.27	51:16.451	122.0
4	80	Mertel Motorsport	DEU	Iván Velasco	ESP	<b>Jorge Cabezas</b>	ESP	Ferrari 488 Challenge Evo	PROAM	3	18	104.27	51:16.720	122.0
5	17	Rosscorsa Racing	ITA	<b>Lorenzo Innocenti</b>	ITA	Andrea Belicchi	ITA	Ferrari 488 Challenge Evo	PROAM	4	18	104.27	51:16.998	121.9
6	57	Q1-trackracing	BEL	Quentin Antonel	FRA	<b>Nicolas Vandierendonck</b>	BEL	Porsche 992 GT3 Cup	AM*	2	18	104.27	51:17.097	121.9
7	19	Mertel Motorsport	DEU	<b>Stefano Bozzoni</b>	ITA	Fernando Navarrete	ESP	Ferrari 488 Challenge Evo	AM	3	18	104.27	51:17.825	121.9
8	78	ZRS Motorsport	ITA	<b>Davide Scannicchio</b>	ITA	Fabio Babini	ITA	Porsche 992 GT3 Cup	PROAM	5	18	104.27	51:18.052	121.9
9	12	GDL Racing	SMR	Glauco Solieri	ITA			Porsche 992 GT3 Cup	AM	4	18	104.27	51:23.945	121.7
10	77	EST1 Racing	EST	Indrek Jaaska	EST			Porsche 992 GT3 Cup	AM	5	18	104.27	51:24.739	121.6
11	21	Camil Perian / R01 Racing by Varu Nicu	ROU	Camil Perian	ROU	<b>Florin Tincescu</b>	ROU	Porsche 911 GT3 Cup gen 2	AM	6	18	104.27	51:25.760	121.6
12	81	Mertel Motorsport	DEU	<b>Luca Ludwig</b>	DEU	Steven Liquorish	GBR	Ferrari 488 Challenge Evo	PROAM	6	18	104.27	51:26.333	121.6
13	68	GDL Racing	SMR	Samuele Bosio	ITA			Porsche 992 GT3 Cup	AM	7	18	104.27	51:29.079	121.5
14	14	Ghinzani Arco Motorsport	ITA	<b>Maurizio Fondi</b>	ITA	Laura Van den Hengel	IND	Porsche 992 GT3 Cup	AM	8	18	104.27	51:30.541	121.4
15	67	GDL Racing	SMR	Federico Lamperti	ITA	<b>Stefano Borghi</b>	ITA	Porsche 992 GT3 Cup	AM	9	18	104.27	51:31.297	121.4
16	70	GDL Racing	SMR	Roberto Bosio	ITA			Porsche 911 GT3 Cup gen 2	AM	10	17	98.48	51:20.708	115.0
17	71	GDL Racing	SMR	Jim Michaelian	USA			Porsche 911 GT3 Cup gen 2	AM	11	17	98.48	51:29.880	114.7
18	69	Kessel Racing	CHE	<b>Alexandre Bochez</b>	CHE	Mikaël Bochez	CHE	Ferrari 488 Challenge Evo	AM	12	17	98.48	51:46.071	114.1
19	73	Van Straten / Orhès Racing	FRA	Axel Vanstraten	FRA	<b>Remi Vanstraten</b>	FRA	Porsche 992 GT3 Cup	PROAM	7	14	81.10	40:25.878	120.3
<b>Not classified: (Requirements: 75% of number laps of leader = 14 Laps)</b>														
11		Fabio Fabiani / SP Racing	ITA	<b>Fabio Fabiani</b>	ITA	Stefano Zerbi	ITA	Porsche 911 GT3 Cup gen 2	AM	13	6	34.75	21:20.791	97.6
44		Eugenio Pisani / SP Racing	ITA	Eugenio Pisani	ITA	<b>Stefano Zanini</b>	MCO	Porsche 911 GT3 Cup gen 2	PROAM	8	4	23.17	18:15.325	76.1
16		Volcano Motorsport	ESP	Evgenii Leonov	IND			Porsche 992 GT3 Cup	PROAM*	9	3	17.37	10:51.177	96.0
55		Q1-trackracing	BEL	Gustavo Condé	BRA	<b>H. Mello</b>	BRA	Porsche 992 GT3 Cup	AM	14	3	17.37	10:51.476	96.0





# Autodromo Nazionale Monza

## GT Cup Europe

### Race - 1


#### Lap Analysis



# GT Cup Europe

11							16								
AM			Fabio Fabiani / SP Racing				PROAM*			Volcano Motorsport					
Lap	D	Time	Sector 1	Sector 2	Sector 3	T. Spd	Elapsed	Lap	D	Time	Sector 1	Sector 2	Sector 3	T. Spd	Elapsed
1	1	4:09.016	1:35.763	1:15.930	1:17.323	93.8	4:09.016	1	1	3:52.714	1:20.149	1:14.298	1:18.267	93.7	3:52.714
2	1	3:25.584	1:07.846	1:07.937	1:09.801	100.7	7:34.600	2	1	3:27.257	1:05.790	1:09.057	1:12.410	115.0	7:19.971
3	1	3:27.648	1:01.832	1:05.133	1:20.683	135.3	11:02.248	3	1	3:31.206	59.616	1:11.204	1:20.386	105.2	10:51.177
4	1	2:39.942	51.983	52.776	55.183	102.2	13:42.190	<b>17</b>							
5	1	3:36.750	1:01.337	1:14.947	1:20.466	62.3	17:18.940	PROAM			Andrea Belicchi / Rossocorsa Racing				
6	1	4:01.851 P	1:21.432	1:11.786	1:28.633	38.3	21:20.791	Lap	D	Time	Sector 1	Sector 2	Sector 3	T. Spd	Elapsed
<b>12</b>							Porsche 992 GT3 Cup								
AM			GDL Racing				Lorenzo Innocenti / Ferrari 488 Challenge Evo								
Lap	D	Time	Sector 1	Sector 2	Sector 3	T. Spd	Elapsed	Lap	D	Time	Sector 1	Sector 2	Sector 3	T. Spd	Elapsed
1	1	4:04.429	1:31.565	1:16.170	1:16.694	99.8	4:04.429	1	1	3:58.406	1:24.785	1:16.042	1:17.579	93.6	3:58.406
2	1	3:25.994	1:07.880	1:08.007	1:10.107	116.2	7:30.423	2	1	3:26.848	1:07.211	1:08.156	1:11.481	122.8	7:25.254
3	1	3:27.873	1:00.700	1:07.073	1:20.100	122.8	10:58.296	3	1	3:28.152	57.636	1:10.206	1:20.310	139.8	10:53.406
4	1	2:40.571	48.133	55.122	57.316	123.0	13:38.867	4	1	2:41.803	49.757	54.734	57.312	103.1	13:35.209
5	1	3:37.293	58.382	1:17.454	1:21.457	71.6	17:16.160	5	1	3:36.664	57.768	1:17.751	1:21.145	87.4	17:11.873
6	1	3:41.695	1:19.522	1:10.267	1:11.906	40.4	20:57.855	6	1	3:42.813	1:20.426	1:10.223	1:12.164	40.6	20:54.686
7	1	3:17.435	1:02.034	1:05.665	1:09.736	109.4	24:15.290	7	1	3:18.786	1:02.093	1:05.192	1:11.501	108.7	24:13.472
8	1	2:20.816	45.162	47.110	48.544	147.1	26:36.106	8	1	2:28.404 P	44.908	47.253	56.243	176.1	26:41.876
9	1	2:19.425 P	40.659	45.177	53.589	184.6	28:55.531	9	2	3:31.167	2:03.478	43.007	44.682	191.4	30:13.043
10	1	3:18.354	1:47.495	45.066	45.793	172.8	32:13.885	10	2	2:06.588	38.444	43.738	44.406	207.2	32:19.631
11	1	2:12.307	41.203	44.749	46.355	183.6	34:26.192	11	2	2:07.069	38.464	43.936	44.669	200.3	34:26.700
12	1	2:11.678	41.566	44.874	45.238	175.6	36:37.870	12	2	2:06.871	38.304	44.425	44.142	210.5	36:33.571
13	1	2:12.138	40.481	45.326	46.331	180.6	38:50.008	13	2	2:04.952	36.508	44.072	44.372	237.3	38:38.523
14	1	2:11.643	40.039	45.074	46.530	197.0	41:01.651	14	2	2:05.726	38.899	42.888	43.939	190.4	40:44.249
15	1	2:08.959	39.664	44.552	44.743	196.3	43:10.610	15	2	2:06.006	38.122	43.714	44.170	208.8	42:50.255
16	1	2:10.903	39.732	45.631	45.540	202.6	45:21.513	16	2	2:09.012	38.123	45.045	45.844	214.2	44:59.267
17	1	2:50.915	40.381	55.092	1:15.442	189.4	48:12.428	17	2	3:05.419	39.157	1:10.606	1:15.656	214.7	48:04.686
18	1	3:11.517	1:05.728	1:05.146	1:00.643	95.2	51:23.945	18	2	3:12.312	1:06.507	1:04.940	1:00.865	84.9	51:16.998
<b>14</b>							<b>19</b>								
AM			Laura Van den Hengel / Ghinzani Arco Motorsport				Stefano Bozzoni / Ferrari 488 Challenge Evo			Fernando Navarrete / Mertel Motorsport					
Lap	D	Time	Sector 1	Sector 2	Sector 3	T. Spd	Elapsed	Lap	D	Time	Sector 1	Sector 2	Sector 3	T. Spd	Elapsed
1	1	4:13.801	1:40.564	1:15.308	1:17.929	95.9	4:13.801	1	1	4:09.938	1:37.276	1:15.968	1:16.694	106.0	4:09.938
2	1	3:26.095	1:09.465	1:05.896	1:10.734	105.8	7:39.896	2	1	3:26.827	1:08.001	1:08.444	1:10.382	107.1	7:36.765
3	1	3:30.477	1:05.753	1:00.100	1:24.624	102.1	11:10.373	3	1	3:29.477	1:02.131	1:03.414	1:23.932	140.6	11:06.242
4	1	2:49.821	59.869	52.894	57.058	79.0	14:00.194	4	1	2:41.741	51.148	53.790	56.803	98.3	13:47.983
5	1	3:28.447	57.880	1:09.137	1:21.430	86.9	17:28.641	5	1	3:33.948	58.934	1:13.959	1:21.055	72.4	17:21.931
6	1	3:52.436	1:24.248	1:06.715	1:21.473	32.0	21:21.077	6	1	3:52.373	1:21.588	1:10.113	1:20.672	33.0	21:14.304
7	1	3:03.630	55.570	57.864	1:10.196	120.4	24:24.707	7	1	3:05.168	53.728	1:00.657	1:10.783	123.2	24:19.472
8	1	2:37.059 P	49.343	48.709	59.007	165.1	27:01.766	8	1	2:31.335 P	49.959	47.056	54.320	145.9	26:50.807
9	2	3:55.031	2:21.318	46.941	46.772	119.3	30:56.797	9	2	3:18.727	1:51.833	42.364	44.530	199.6	30:09.534
10	2	2:14.286	41.707	46.019	46.560	167.4	33:11.083	10	2	2:06.185	38.591	43.804	43.790	219.9	32:15.719
11	2	2:12.216	39.577	46.352	46.287	209.7	35:23.299	11	2	2:08.001	40.257	43.906	43.838	175.6	34:23.720
12	2	2:11.772	40.324	44.971	46.477	183.6	37:35.071	12	2	2:08.151	39.704	43.751	44.696	181.5	36:31.871
13	2	2:09.946	40.213	44.419	45.314	189.1	39:45.017	13	2	2:06.204	37.482	44.001	44.721	192.8	38:38.075
14	2	2:10.598	39.601	44.563	46.434	210.1	41:55.615	14	2	2:07.344	39.850	43.990	43.504	189.4	40:45.419
15	2	2:13.472	39.339	44.208	49.925	216.0	44:09.087	15	2	2:06.793	39.088	44.092	43.613	181.2	42:52.212
16	2	2:23.076	50.107	46.057	46.912	106.6	46:32.163	16	2	2:09.216	38.686	44.295	46.235	188.8	45:01.428
17	2	2:13.986	40.100	44.100	49.786	189.1	48:46.149	17	2	3:04.818	41.622	1:07.389	1:15.807	185.8	48:06.246
18	2	2:44.392	43.957	58.472	1:01.963	170.8	51:30.541	18	2	3:11.579	1:06.450	1:05.136	59.993	86.9	51:17.825





**Autodromo Nazionale Monza**  
**GT Cup Europe**  
**Race - 1**  
**Lap Analysis**



**21** Camil Perian Porsche 911 GT3 Cup gen 2 **52** Xander Przybylak Porsche 992 GT3 Cup  
 AM Florin Tincescu Camil Perian / R01 Racing by Varu AM Laurent Vandervelde Q1-trackracing

Lap	D	Time	Sector 1	Sector 2	Sector 3	T. Spd	Elapsed	Lap	D	Time	Sector 1	Sector 2	Sector 3	T. Spd	Elapsed
1	2	3:49.303	1:16.575	1:14.826	1:17.902	90.2	3:49.303	1	1	3:48.042	1:15.560	1:14.685	1:17.797	91.5	3:48.042
2	2	3:26.943	1:05.832	1:09.053	1:12.058	106.9	7:16.246	2	1	3:26.944	1:06.260	1:08.891	1:11.793	103.6	7:14.986
3	2	3:33.189	59.277	1:10.926	1:22.986	112.7	10:49.435	3	1	3:31.856	59.816	1:10.480	1:21.560	120.9	10:46.842
4	2	2:26.811	43.914	48.598	54.299	186.2	13:16.246	4	1	2:26.208	42.063	49.667	54.478	194.2	13:13.050
5	2	3:52.862	1:09.949	1:22.505	1:20.408	63.8	17:09.108	5	1	3:54.023	1:11.226	1:22.470	1:20.327	57.6	17:07.073
6	2	3:43.372	1:20.391	1:10.835	1:12.146	46.1	20:52.480	6	1	3:43.942	1:20.465	1:10.874	1:12.603	51.8	20:51.015
7	2	3:19.519	1:02.222	1:04.276	1:13.021	98.8	24:11.999	7	1	3:19.678	1:02.090	1:04.902	1:12.686	106.1	24:10.693
8	2	2:13.609	42.377	45.292	45.940	170.8	26:25.608	8	1	2:09.319	39.704	44.788	44.827	180.6	26:20.012
9	2	<b>2:11.888</b>	41.152	45.401	<b>45.335</b>	189.1	28:37.496	9	1	<b>2:06.305</b>	<b>38.389</b>	43.461	44.455	219.5	28:26.317
10	2	2:18.559 P	41.032	<b>44.676</b>	52.851	184.9	30:56.055	10	1	2:13.128 P	38.746	<b>43.177</b>	51.205	225.0	30:39.445
11	1	3:27.248	1:53.015	46.911	47.322	156.0	34:23.303	11	2	3:23.725	1:53.975	44.834	44.916	200.0	34:03.170
12	1	2:13.721	40.841	45.213	47.667	197.8	36:37.024	12	2	2:08.062	39.281	44.383	44.398	187.5	36:11.232
13	1	2:12.500	40.789	45.591	46.120	193.2	38:49.524	13	2	2:07.562	38.873	44.430	<b>44.259</b>	215.1	38:18.794
14	1	2:25.390	<b>39.169</b>	45.546	1:00.675	222.2	41:14.914	14	2	2:06.704	38.774	43.588	44.342	205.7	40:25.498
15	1	2:13.572	40.448	45.075	48.049	217.7	43:28.486	15	2	2:07.785	38.749	44.510	44.526	226.8	42:33.283
16	1	2:24.832	44.285	49.036	51.511	200.7	45:53.318	16	2	2:08.209	38.812	44.638	44.759	219.5	44:41.492
17	1	2:28.322	48.725	48.644	50.953	150.0	48:21.640	17	2	3:21.223	50.409	1:14.645	1:16.169	176.7	48:02.715
18	1	3:04.120	58.270	1:05.762	1:00.088	112.6	51:25.760	18	2	3:13.452	1:06.488	1:05.087	1:01.877	95.3	51:16.167

**44** Eugenio Pisani Porsche 911 GT3 Cup gen 2 **54** Jan Laurysen Porsche 992 GT3 Cup  
 PROAM Stefano Zanini Eugenio Pisani / SP Racing PROAM Q1-trackracing

Lap	D	Time	Sector 1	Sector 2	Sector 3	T. Spd	Elapsed	Lap	D	Time	Sector 1	Sector 2	Sector 3	T. Spd	Elapsed
1	2	4:01.965	1:28.093	1:16.755	1:17.117	87.9	4:01.965	1	1	3:50.564	1:17.610	1:14.650	1:18.304	96.4	3:50.564
2	2	<b>3:25.818</b>	1:07.544	1:08.122	1:10.152	112.9	7:27.783	2	1	3:27.329	1:05.582	1:09.345	1:12.402	117.1	7:17.893
3	2	3:36.187 P	<b>1:00.072</b>	1:08.286	1:27.829	110.9	11:03.970	3	1	3:31.580	58.591	1:10.742	1:22.247	104.8	10:49.473
4	2	7:11.355 P	5:15.302	<b>50.956</b>	<b>1:05.097</b>	29.0	18:15.325	4	1	2:24.515	41.345	48.766	54.404	193.2	13:13.988

**47** Alex Reimann Porsche 992 GT3 Cup  
 PROAM EST1 Racing


Lap	D	Time	Sector 1	Sector 2	Sector 3	T. Spd	Elapsed	Lap	D	Time	Sector 1	Sector 2	Sector 3	T. Spd	Elapsed
1	1	3:47.168	1:14.408	1:14.791	1:17.969	88.8	3:47.168	5	1	3:54.282	1:11.324	1:22.216	1:20.742	48.4	17:08.270
2	1	3:26.467	1:05.673	1:09.395	1:11.399	100.3	7:13.635	6	1	3:43.529	1:20.189	1:10.609	1:12.731	44.1	20:51.799
3	1	3:32.677	1:00.456	1:10.663	1:21.558	115.3	10:46.312	7	1	3:19.220	1:02.165	1:04.440	1:12.615	108.5	24:11.019
4	1	2:25.258	41.122	49.932	54.204	187.8	13:11.570	8	1	2:18.230 P	41.084	43.599	53.547	181.5	26:29.249
5	1	3:54.661	1:12.166	1:21.061	1:21.434	60.0	17:06.231	9	1	3:12.337	1:45.863	<b>42.873</b>	43.601	181.8	29:41.586
6	1	3:43.854	1:20.269	1:11.074	1:12.511	61.1	20:50.085	10	1	2:04.921	38.290	43.039	43.592	212.5	31:46.507
7	1	3:20.366	1:02.491	1:04.528	1:13.347	114.0	24:10.451	11	1	2:04.494	37.785	43.015	43.694	217.3	33:51.001
8	1	2:17.955 P	39.739	45.047	53.169	194.5	26:28.406	12	1	2:05.256	38.329	43.380	43.547	220.4	35:56.257
9	1	3:31.211	2:03.685	43.504	44.022	156.0	29:59.617	13	1	2:04.901	38.097	43.374	43.430	219.0	38:01.158
10	1	2:06.250	38.999	43.768	43.483	197.4	32:05.867	14	1	2:05.860	37.787	44.776	43.297	222.6	40:07.018
11	1	2:05.825	38.687	43.349	43.789	209.7	34:11.692	15	1	<b>2:04.087</b>	37.641	43.430	<b>43.016</b>	228.3	42:11.105
12	1	2:06.399	<b>38.285</b>	43.456	44.658	225.4	36:18.091	16	1	2:07.368	<b>37.460</b>	43.298	46.610	234.7	44:18.473
13	1	<b>2:04.534</b>	38.372	<b>43.073</b>	<b>43.089</b>	211.3	38:22.625	17	1	3:43.075	1:12.246	1:14.452	1:16.377	119.0	48:01.548
14	1	2:07.075	38.684	44.027	44.364	207.2	40:29.700	18	1	3:13.662	1:06.623	1:05.228	1:01.811	100.3	51:15.210
15	1	2:08.081	40.427	43.786	43.868	233.7	42:37.781	55	1	3:55.340	1:21.943	1:15.079	1:18.318	84.7	3:55.340
16	1	2:07.632	39.224	43.681	44.727	192.1	44:45.413	2	2	<b>3:26.791</b>	1:05.147	<b>1:09.069</b>	<b>1:12.575</b>	106.5	7:22.131
17	1	3:17.685	46.899	1:14.502	1:16.284	190.1	48:03.098	3	2	3:29.345	<b>59.225</b>	1:10.760	1:19.360	136.5	10:51.476
18	1	3:13.353	1:06.760	1:05.013	1:01.580	94.7	51:16.451								

**55** Gustavo Condé Porsche 992 GT3 Cup  
 AM H. Mello Q1-trackracing

Lap	D	Time	Sector 1	Sector 2	Sector 3	T. Spd	Elapsed
1	2	3:55.340	1:21.943	1:15.079	1:18.318	84.7	3:55.340
2	2	<b>3:26.791</b>	1:05.147	<b>1:09.069</b>	<b>1:12.575</b>	106.5	7:22.131
3	2	3:29.345	<b>59.225</b>	1:10.760	1:19.360	136.5	10:51.476







**Autodromo Nazionale Monza**  
**GT Cup Europe**  
**Race - 1**  
**Lap Analysis**



**GT Cup**  
**Europe**

**57**

Quentin Antonel

Porsche 992 GT3 Cup

**68**

Samuele Bosio

Porsche 992 GT3 Cup

AM\*      Nicolas Vandierendonck      Q1-trackracing      AM      GDL Racing

Lap	D	Time	Sector 1	Sector 2	Sector 3	T. Spd	Elapsed	Lap	D	Time	Sector 1	Sector 2	Sector 3	T. Spd	Elapsed
1	2	3:59.763	1:25.871	1:16.167	1:17.725	81.4	3:59.763	1		4:07.902	1:34.247	1:16.491	1:17.164	95.3	4:07.902
2	2	3:26.372	1:07.507	1:07.854	1:11.011	112.5	7:26.135	2		3:25.811	1:07.651	1:08.164	1:09.996	121.0	7:33.713
3	2	3:28.402	57.790	1:10.010	1:20.602	125.4	10:54.537	3		3:28.161	1:01.434	1:05.511	1:21.216	136.1	11:01.874
4	2	2:41.843	48.810	55.390	57.643	115.2	13:36.380	4		2:44.417	54.978	52.473	56.966	96.5	13:46.291
5	2	3:36.521	57.290	1:17.888	1:21.343	76.0	17:12.901	5		3:34.816	59.566	1:14.289	1:20.961	70.0	17:21.107
6	2	3:42.492	1:20.203	1:10.404	1:11.885	45.3	20:55.393	6		3:52.828	1:21.474	1:10.564	1:20.790	35.9	21:13.935
7	2	3:18.323	1:02.496	1:05.264	1:10.563	97.4	24:13.716	7		3:04.891	53.252	1:00.990	1:10.649	140.6	24:18.826
8	2	2:14.659	43.441	45.519	45.699	180.3	26:28.375	8		2:25.062	47.713	47.442	49.907	143.6	26:43.888
9	2	2:16.837 P	39.887	44.617	52.333	200.0	28:45.212	9		2:18.664	42.429	46.978	49.257	179.7	29:02.552
10	1	3:28.234	1:59.263	44.042	44.929	201.4	32:13.446	10		2:24.940 P	42.730	46.529	55.681	192.1	31:27.492
11	1	2:08.681	39.684	44.212	44.785	192.8	34:22.127	11		3:21.173	1:49.670	44.714	46.789	178.2	34:48.665
12	1	2:07.503	39.061	44.163	44.279	190.1	36:29.630	12		2:12.459	41.062	45.010	46.387	175.3	37:01.124
13	1	2:07.388	38.606	44.596	44.186	198.8	38:37.018	13		2:10.873	39.899	45.147	45.827	193.5	39:11.997
14	1	2:06.481	38.795	43.633	44.053	204.5	40:43.499	14		2:10.030	39.439	44.936	45.655	210.9	41:22.027
15	1	2:06.083	38.301	43.746	44.036	211.7	42:49.582	15		2:11.016	40.007	45.468	45.541	203.7	43:33.043
16	1	2:10.245	38.534	46.034	45.677	214.2	44:59.827	16		2:21.106	40.748	48.499	51.859	225.4	45:54.149
17	1	3:05.145	40.673	1:09.049	1:15.423	171.4	48:04.972	17		2:29.080	48.861	48.694	51.525	152.3	48:23.229
18	1	3:12.125	1:06.631	1:04.969	1:00.525	81.3	51:17.097	18		3:05.850	58.762	1:04.793	1:02.295	124.8	51:29.079

**67**

Federico Lamperti

Porsche 992 GT3 Cup

**69**


Alexandre Bochez

Ferrari 488 Challenge Evo

AM      Stefano Borghi      GDL Racing      AM      Mikaël Bochez      Kessel Racing

Lap	D	Time	Sector 1	Sector 2	Sector 3	T. Spd	Elapsed	Lap	D	Time	Sector 1	Sector 2	Sector 3	T. Spd	Elapsed
1	2	4:12.025	1:38.328	1:15.970	1:17.727	100.8	4:12.025	1	1	3:57.175	1:22.865	1:16.023	1:18.287	89.3	3:57.175
2	2	3:26.134	1:08.146	1:07.432	1:10.556	109.9	7:38.159	2	1	3:31.297 P	1:06.924	1:07.481	1:16.892	118.1	7:28.472
3	2	3:29.051	1:03.548	1:02.558	1:22.945	110.0	11:07.210	3	1	3:44.295	2:05.151	47.948	51.196	152.3	11:12.767
4	2	2:45.221	56.677	53.275	55.269	83.4	13:52.431	4	1	2:49.332	59.945	52.437	56.950	63.3	14:02.099
5	2	3:33.457	1:00.633	1:10.802	1:22.022	77.1	17:25.888	5	1	3:27.871	57.283	1:08.946	1:21.642	93.1	17:29.970
6	2	3:51.154	1:21.867	1:08.380	1:20.907	32.9	21:17.042	6	1	3:52.223	1:24.596	1:06.070	1:21.557	33.9	21:22.193
7	2	3:03.968	54.584	1:00.278	1:09.106	131.2	24:21.010	7	1	3:02.774	56.443	56.478	1:09.853	128.5	24:24.967
8	2	2:23.823	47.486	47.225	49.112	167.1	26:44.833	8	1	2:22.777	46.785	48.095	47.897	179.1	26:47.744
9	2	2:26.727 P	42.229	47.270	57.228	186.5	29:11.560	9	1	2:14.699	42.189	45.542	46.968	201.8	29:02.443
10	1	3:48.005	2:12.413	47.606	47.986	191.1	32:59.565	10	1	2:18.396 P	40.585	45.633	52.178	230.2	31:20.839
11	1	2:15.327	41.705	46.248	47.374	182.1	35:14.892	11	2	3:38.592	2:03.072	47.895	47.625	172.8	34:59.431
12	1	2:14.349	40.849	46.903	46.597	196.7	37:29.241	12	2	2:15.143	41.905	46.372	46.866	207.6	37:14.574
13	1	2:13.404	40.750	46.074	46.580	193.2	39:42.645	13	2	2:13.284	40.862	45.870	46.552	231.2	39:27.858
14	1	2:12.895	40.182	45.637	47.076	200.7	41:55.540	14	2	2:15.299	41.678	46.751	46.870	216.0	41:43.157
15	1	2:19.291	40.560	46.560	52.171	200.0	44:14.831	15	2	2:31.820 P	41.836	46.989	1:02.995	212.5	44:14.977
16	1	2:24.920	48.312	48.449	48.159	182.4	46:39.751	16	2	3:54.198	1:41.073	58.520	1:14.605	172.8	48:09.175
17	1	2:13.758	40.335	46.598	46.825	214.7	48:53.509	17	2	3:11.896	1:06.541	1:05.086	1:00.269	88.8	51:21.071
18	1	2:37.788	40.706	56.627	1:00.455	189.1	51:31.297								





**Autodromo Nazionale Monza**  
**GT Cup Europe**  
**Race - 1**  
**Lap Analysis**




**70** Roberto Bosio Porsche 911 GT3 Cup gen 2 **73** Axel Vanstraaen Porsche 992 GT3 Cup

AM							GDL Racing		PROAM		Remi Vanstraaen		Van Straten / Orhès Racing		
Lap	D	Time	Sector 1	Sector 2	Sector 3	T. Spd	Elapsed	Lap	D	Time	Sector 1	Sector 2	Sector 3	T. Spd	Elapsed
1		4:15.338	1:42.257	1:15.486	1:17.595	104.8	4:15.338	1	2	3:51.822	1:19.163	1:14.270	1:18.389	102.2	3:51.822
2		3:26.097	1:09.149	1:06.136	1:10.812	109.5	7:41.435	2	2	3:26.891	1:05.493	1:09.146	1:12.252	112.2	7:18.713
3		3:28.757	1:05.668	1:00.191	1:22.898	96.4	11:10.192	3	2	3:31.620	59.030	1:12.354	1:20.236	102.2	10:50.333
4		2:46.156	56.594	53.498	56.064	68.6	13:56.348	4	2	2:27.261	45.619	47.772	53.870	159.7	13:17.594
5		3:31.003	58.527	1:10.968	1:21.508	67.1	17:27.351	5	2	3:52.777	1:10.913	1:20.955	1:20.909	53.9	17:10.371
6		3:52.371	1:22.423	1:08.475	1:21.473	32.9	21:19.722	6	2	3:42.863	1:20.323	1:10.715	1:11.825	43.8	20:53.234
7		3:02.639	54.698	59.002	1:08.939	127.2	24:22.361	7	2	3:19.416	1:02.453	1:04.442	1:12.521	98.6	24:12.650
8		2:29.997	49.188	50.400	50.409	154.7	26:52.358	8	2	2:23.496 P	43.284	45.830	54.382	172.2	26:36.146
9		2:29.790 P	42.995	47.260	59.535	181.8	29:22.148	9	1	3:15.860	1:47.567	43.824	44.469	186.8	29:52.006
10		3:41.053	2:03.874	47.887	49.292	186.2	33:03.201	10	1	2:06.676	39.150	43.720	43.806	204.5	31:58.682
11		2:16.082	41.465	46.442	48.175	202.2	35:19.283	11	1	2:06.896	38.876	44.313	43.707	233.7	34:05.578
12		2:15.372	40.828	46.249	48.295	199.2	37:34.655	12	1	2:07.882	38.812	43.930	45.140	204.5	36:13.460
13		2:17.094	42.956	46.487	47.651	196.3	39:51.749	13	1	2:06.371	38.455	44.027	43.889	213.8	38:19.831
14		2:15.294	41.447	46.530	47.317	193.8	42:07.043	14	1	2:06.047	38.612	43.591	43.844	206.8	40:25.878
15		2:17.372	40.925	47.335	49.112	187.8	44:24.415	15	1		39.310	43.763		223.1	
16		3:37.780	1:06.976	1:14.766	1:16.038	147.1	48:02.195								
17		3:13.513	1:06.482	1:05.252	1:01.779	100.4	51:15.708								

**71** Jim Michaelian Porsche 911 GT3 Cup gen 2 **77** Indrek Jaaska Porsche 992 GT3 Cup

AM							GDL Racing		EST1 Racing						
Lap	D	Time	Sector 1	Sector 2	Sector 3	T. Spd	Elapsed	Lap	D	Time	Sector 1	Sector 2	Sector 3	T. Spd	Elapsed
1		4:17.974	1:44.656	1:14.351	1:18.967	90.0	4:17.974	1		4:05.591	1:32.500	1:16.638	1:16.453	92.8	4:05.591
2		3:25.684	1:11.174	1:02.895	1:11.615	109.2	7:43.658	2		3:25.939	1:08.279	1:08.094	1:09.566	113.8	7:31.530
3		3:28.438	1:06.501	59.337	1:22.600	98.5	11:12.096	3		3:27.786	1:00.853	1:06.708	1:20.225	132.8	10:59.316
4		3:09.331	1:06.839	58.603	1:03.889	72.7	14:21.427	4		2:40.949	51.757	54.120	55.072	127.5	13:40.265
5		3:10.412	58.763	56.338	1:15.311	94.9	17:31.839	5		3:37.071	1:00.411	1:15.547	1:21.113	72.3	17:17.336
6		3:51.800	1:25.782	1:04.189	1:21.829	35.7	21:23.639	6		3:41.167	1:19.665	1:10.289	1:11.213	38.1	20:58.503
7		3:04.682	1:01.257	57.041	1:06.384	102.7	24:28.321	7		3:18.401	1:02.537	1:05.270	1:10.594	94.4	24:16.904
8		2:57.620 P	54.190	54.891	1:08.539	128.5	27:25.941	8		2:20.756	45.715	46.654	48.387	153.6	26:37.660
9		3:59.983	2:11.986	53.430	54.567	114.4	31:25.924	9		2:15.717	45.466	45.010	45.241	222.6	28:53.377
10		2:27.699	44.150	51.322	52.227	186.2	33:53.623	10		2:18.055 P	39.936	44.808	53.311	199.2	31:11.432
11		2:28.438	45.199	50.613	52.626	180.9	36:22.061	11		3:21.325	1:50.935	44.961	45.429	133.0	34:32.757
12		2:32.300	44.660	52.002	55.638	174.7	38:54.361	12		2:08.562	39.186	44.757	44.619	225.0	36:41.319
13		2:24.231	44.967	48.538	50.726	186.2	41:18.592	13		2:09.595	39.005	44.724	45.866	222.2	38:50.914
14		2:28.641	47.227	49.327	52.087	166.4	43:47.233	14		2:12.184	39.669	45.042	47.473	187.5	41:03.098
15		2:30.966	46.885	50.924	53.157	165.6	46:18.199	15		2:12.617	42.805	44.998	44.814	233.2	43:15.715
16		2:27.323	45.415	49.683	52.225	165.6	48:45.522	16		2:13.992	40.831	46.905	46.256	225.4	45:29.707
17		2:44.358	44.129	58.399	1:01.830	166.6	51:29.880	17		2:43.413	42.156	47.331	1:13.926	199.6	48:13.120
								18		3:11.619	1:05.723	1:05.166	1:00.730	103.7	51:24.739





**Autodromo Nazionale Monza**  
**GT Cup Europe**  
**Race - 1**  
**Lap Analysis**




**78** Davide Scannicchio Porsche 992 GT3 Cup **81** Luca Ludwig Ferrari 488 Challenge Evo

PROAM Fabio Babini							ZRS Motorsport Steven Liquorish							Mertel Motorsport						
Lap	D	Time	Sector 1	Sector 2	Sector 3	T. Spd	Elapsed	Lap	D	Time	Sector 1	Sector 2	Sector 3	T. Spd	Elapsed					
1	1	4:03.175	1:28.876	1:16.875	1:17.424	84.2	4:03.175	1	1	4:20.462	1:46.392	1:14.212	1:19.858	100.7	4:20.462					
2	1	3:25.542	1:07.595	1:08.054	1:09.893	115.5	7:28.717	2	1	3:25.089	1:09.854	1:03.130	1:12.105	105.8	7:45.551					
3	1	3:28.965	1:00.232	1:07.848	1:20.885	111.9	10:57.682	3	1	3:25.153	1:06.348	58.969	1:19.836	121.6	11:10.704					
4	1	2:39.575	46.664	55.119	57.792	116.1	13:37.257	4	1	2:40.309	52.608	51.255	56.446	76.3	13:51.013					
5	1	3:37.411	58.006	1:18.046	1:21.359	78.4	17:14.668	5	1	3:33.680	1:01.280	1:09.882	1:22.518	69.7	17:24.693					
6	1	3:41.920	1:19.285	1:10.566	1:12.069	45.6	20:56.588	6	1	3:50.740	1:20.984	1:09.229	1:20.527	34.1	21:15.433					
7	1	3:18.233	1:02.063	1:05.712	1:10.458	99.6	24:14.821	7	1	3:03.599	54.060	1:01.011	1:08.528	151.4	24:19.032					
8	1	2:28.878 P	45.078	46.327	57.473	170.3	26:43.699	8	1	2:14.452	43.420	44.694	46.338	146.7	26:33.484					
9	2	3:25.692	1:56.318	44.382	44.992	178.8	30:09.391	9	1	2:06.583	38.946	43.632	44.005	203.3	28:40.067					
10	2	2:08.266	39.341	44.277	44.648	207.6	32:17.657	10	1	2:07.388	38.710	44.516	44.162	205.7	30:47.455					
11	2	2:08.063	39.063	44.130	44.870	195.2	34:25.720	11	1	2:12.856 P	38.324	43.501	51.031	214.7	33:00.311					
12	2	2:08.306	38.789	45.007	44.510	206.8	36:34.026	12	2	3:33.212	1:58.118	47.780	47.314	144.9	36:33.523					
13	2	2:06.522	38.972	43.876	43.674	196.0	38:40.548	13	2	2:13.979	42.020	45.255	46.704	185.5	38:47.502					
14	2	2:06.228	38.511	43.869	43.848	207.6	40:46.776	14	2	2:10.129	39.948	45.066	45.115	201.1	40:57.631					
15	2	2:06.808	38.873	44.084	43.851	202.6	42:53.584	15	2	2:10.786	39.621	45.442	45.723	204.1	43:08.417					
16	2	2:09.291	38.599	44.448	46.244	210.1	45:02.875	16	2	2:10.285	39.176	45.322	45.787	214.2	45:18.702					
17	2	3:04.225	42.102	1:06.663	1:15.460	197.4	48:07.100	17	2	2:50.952	40.349	56.360	1:14.243	207.6	48:09.654					
18	2	3:10.952	1:06.209	1:05.611	59.132	89.1	51:18.052	18	2	3:11.679	1:06.530	1:05.131	1:00.018	80.8	51:21.333					

**80** Iván Velasco Ferrari 488 Challenge Evo

PROAM Jorge Cabezas							Mertel Motorsport						
Lap	D	Time	Sector 1	Sector 2	Sector 3	T. Spd	Elapsed						
1	2	3:46.576	1:13.650	1:14.768	1:18.158	79.6	3:46.576						
2	2	3:26.437	1:05.385	1:09.715	1:11.337	96.9	7:13.013						
3	2	3:32.900	1:00.360	1:10.836	1:21.704	112.5	10:45.913						
4	2	2:24.395	40.587	50.096	53.712	203.7	13:10.308						
5	2	3:55.183	1:12.865	1:21.000	1:21.318	60.9	17:05.491						
6	2	3:43.937	1:20.362	1:11.183	1:12.392	65.4	20:49.428						
7	2	3:20.528	1:02.701	1:04.492	1:13.335	120.9	24:09.956						
8	2	2:08.112	39.234	44.013	44.865	222.2	26:18.068						
9	2	2:06.298	38.735	43.333	44.230	217.7	28:24.366						
10	2	2:14.124 P	38.584	44.096	51.444	224.0	30:38.490						
11	1	3:42.936	2:14.015	44.035	44.886	193.5	34:21.426						
12	1	2:07.569	38.866	44.904	43.799	206.8	36:28.995						
13	1	2:07.282	38.872	44.686	43.724	206.5	38:36.277						
14	1	2:06.339	38.396	44.340	43.603	207.6	40:42.616						
15	1	2:05.096	38.048	43.141	43.907	221.7	42:47.712						
16	1	2:09.581	38.260	45.495	45.826	224.5	44:57.293						
17	1	3:06.858	39.593	1:11.071	1:16.194	189.1	48:04.151						
18	1	3:12.569	1:06.483	1:04.853	1:01.233	95.5	51:16.720						





# Autodromo Nazionale Monza

## GT Cup Europe

### Race - 1

#### Analysis by Lap



# GT Cup Europe

Europe

Autodromo Nazionale Monza 5.793 m.

Num	Lap Time	Gap
<b>Lap 1</b>		
80	3:46.576	
47	3:47.168	00.592
52	3:48.042	01.466
21	3:49.303	02.727
54	3:50.564	03.988
73	3:51.822	05.246
16	3:52.714	06.138
55	3:55.340	08.764
69	3:57.175	10.599
17	3:58.406	11.830
57	3:59.763	13.187
44	4:01.965	15.389
78	4:03.175	16.599
12	4:04.429	17.853
77	4:05.591	19.015
68	4:07.902	21.326
11	4:09.016	22.440
19	4:09.938	23.362
67	4:12.025	25.449
14	4:13.801	27.225
70	4:15.338	28.762
71	4:17.974	31.398
81	4:20.462	33.886

Num	Lap Time	Gap
<b>Lap 2</b>		
80	3:26.437	
47	3:26.467	00.622
52	3:26.944	01.973
21	3:26.943	03.233
54	3:27.329	04.880
73	3:26.891	05.700
16	3:27.257	06.958
55	3:26.791	09.118
17	3:26.848	12.241
57	3:26.372	13.122
44	3:25.818	14.770
69	3:31.297	15.459
78	3:25.542	15.704
12	3:25.994	17.410
77	3:25.939	18.517
68	3:25.811	20.700
11	3:25.584	21.587
19	3:26.827	23.752
67	3:26.134	25.146
14	3:26.095	26.883
70	3:26.097	28.422
71	3:25.684	30.645
81	3:25.089	32.538

Num	Lap Time	Gap
<b>Lap 3</b>		
80	3:32.900	
47	3:32.677	00.399
52	3:31.856	00.929
21	3:33.189	03.522
54	3:31.580	03.560

Num	Lap Time	Gap
73	3:31.620	04.420
16	3:31.206	05.264
55	3:29.345	05.563
17	3:28.152	07.493
57	3:28.402	08.624
78	3:28.965	11.769
12	3:27.873	12.383
77	3:27.786	13.403
68	3:28.161	15.961
11	3:27.648	16.335
44	3:36.187	18.057
19	3:29.477	20.329
67	3:29.051	21.297
70	3:28.757	24.279
14	3:30.477	24.460
81	3:25.153	24.791
71	3:28.438	26.183
69	3:44.295	26.854

Num	Lap Time	Gap
<b>Lap 4</b>		
80	2:24.395	
47	2:25.258	01.262
52	2:26.208	02.742
54	2:24.515	03.680
21	2:26.811	05.938
73	2:27.261	07.286
17	2:41.803	24.901
57	2:41.843	26.072
78	2:39.575	26.949
12	2:40.571	28.559
77	2:40.949	29.957
11	2:39.942	31.882
68	2:44.417	35.983
19	2:41.741	37.675
81	2:40.309	40.705
67	2:45.221	42.123
70	2:46.156	46.040
14	2:49.821	49.886
69	2:49.332	51.791
71	3:09.331	1:11.119

Num	Lap Time	Gap
<b>Lap 5</b>		
80	3:55.183	
47	3:54.661	00.740
52	3:54.023	01.582
54	3:54.282	02.779
21	3:52.862	03.617
73	3:52.777	04.880
17	3:36.664	06.382
57	3:36.521	07.410
78	3:37.411	09.177
12	3:37.293	10.669
77	3:37.071	11.845
11	3:36.750	13.449
68	3:34.816	15.616
19	3:33.948	16.440
81	3:33.680	19.202

Num	Lap Time	Gap
67	3:33.457	20.397
70	3:31.003	21.860
14	3:28.447	23.150
69	3:27.871	24.479
71	3:10.412	26.348
44	7:11.355	1 Lap

Num	Lap Time	Gap
<b>Lap 6</b>		
80	3:43.937	
47	3:43.854	00.657
52	3:43.942	01.587
54	3:43.529	02.371
21	3:43.372	03.052
73	3:42.863	03.806
17	3:42.813	05.258
57	3:42.492	05.965
78	3:41.920	07.160
12	3:41.695	08.427
77	3:41.167	09.075
68	3:52.828	24.507
19	3:52.373	24.876
81	3:50.740	26.005
67	3:51.154	27.614
70	3:52.371	30.294
11	4:01.851	31.363
14	3:52.436	31.649
69	3:52.223	32.765
71	3:51.800	34.211

Num	Lap Time	Gap
<b>Lap 7</b>		
80	3:20.528	
47	3:20.366	00.495
52	3:19.678	00.737
54	3:19.220	01.063
21	3:19.519	02.043
73	3:19.416	02.694
17	3:18.786	03.516
57	3:18.323	03.760
78	3:18.233	04.865
12	3:17.435	05.334
77	3:18.401	06.948
68	3:04.891	08.870
81	3:03.599	09.076
19	3:05.168	09.516
67	3:03.968	11.054
70	3:02.639	12.405
14	3:03.630	14.751
69	3:02.774	15.011
71	3:04.682	18.365

Num	Lap Time	Gap
<b>Lap 8</b>		
80	2:08.112	
52	2:09.319	01.944
21	2:13.609	07.540
57	2:14.659	10.307
47	2:17.955	10.338

Num	Lap Time	Gap
54	2:18.230	11.181
81	2:14.452	15.416
12	2:20.816	18.038
73	2:23.496	18.078
77	2:20.756	19.592
17	2:28.404	23.808
78	2:28.878	25.631
68	2:25.062	25.820
67	2:23.823	26.765
69	2:22.777	29.676
19	2:31.335	32.739
70	2:29.997	34.290
14	2:37.059	43.698
71	2:57.620	1:07.873

Num	Lap Time	Gap
<b>Lap 9</b>		
80	2:06.298	
52	2:06.305	01.951
21	2:11.888	13.130
81	2:06.583	15.701
57	2:16.837	20.846
77	2:15.717	29.011
12	2:19.425	31.165
69	2:14.699	38.077
68	2:18.664	38.186
67	2:26.727	47.194
70	2:29.790	57.782
54	3:12.337	1:17.220
73	3:15.860	1:27.640
47	3:31.211	1:35.251
78	3:25.692	1:45.025
19	3:18.727	1:45.168
17	3:31.167	1:48.677

Num	Lap Time	Gap
<b>Lap 10</b>		
80	2:14.124	
52	2:13.128	00.955
81	2:07.388	08.965
21	2:18.559	17.565
14	3:55.031	1 Lap
77	2:18.055	32.942
69	2:18.396	42.349
71	3:59.983	1 Lap
68	2:24.940	49.002
54	2:04.921	1:08.017
73	2:06.676	1:20.192
47	2:06.250	1:27.377
57	3:28.234	1:34.956
12	3:18.354	1:35.395
19	2:06.185	1:37.229
78	2:08.266	1:39.167
17	2:06.588	1:41.141
67	3:48.005	2:21.075


Num	Lap Time	Gap
<b>Lap 11</b>		
81	2:12.856	

Num	Lap Time	Gap
70	3:41.053	1 Lap
14	2:14.286	1 Lap
54	2:04.494	50.690
71	2:27.699	1 Lap
52	3:23.725	1:02.859
73	2:06.896	1:05.267
47	2:05.825	1:11.381
80	3:42.936	1:21.115
57	2:08.681	1:21.816
21	3:27.248	1:22.992
19	2:08.001	1:23.409
78	2:08.063	1:25.409
12	2:12.307	1:25.881
17	2:07.069	1:26.389
77	3:21.325	1:32.446
68	3:21.173	1:48.354
69	3:38.592	1:59.120
67	2:15.327	2:14.581
70	2:16.082	2:18.972
14	2:12.216	2:22.988

Num	Lap Time	Gap
<b>Lap 12</b>		
54	2:05.256	
52	2:08.062	14.975
73	2:07.882	17.203
47	2:06.399	21.834
71	2:28.438	1 Lap
80	2:07.569	32.738
57	2:07.503	33.373
19	2:08.151	35.614
81	3:33.212	37.266
17	2:06.871	37.314
78	2:08.306	37.769
21	2:13.721	40.767
12	2:11.678	41.613
77	2:08.562	45.062
68	2:12.459	1:04.867
69	2:15.143	1:18.317
67	2:14.349	1:32.984
70	2:15.372	1:38.398
14	2:11.772	1:38.814

Num	Lap Time	Gap
<b>Lap 13</b>		
54	2:04.901	
52	2:07.562	17.636
73	2:06.371	18.673
47	2:04.534	21.467
80	2:07.282	35.119
57	2:07.388	35.860
19	2:06.204	36.917
17	2:04.952	37.365
78	2:06.522	39.390
81	2:13.979	46.344
21	2:12.500	48.366
12	2:12.138	48.850
77	2:09.595	49.756
71	2:32.300	1 Lap





# Autodromo Nazionale Monza

## GT Cup Europe

### Race - 1

#### Analysis by Lap



# GT Cup Europe

Num	Lap Time	Gap
68	2:10.873	1:10.839
69	2:13.284	1:26.700
67	2:13.404	1:41.487
14	2:09.946	1:43.859
70	2:17.094	1:50.591
Num	Lap Time	Gap

#### Lap 14

54	2:05.860	
52	2:06.704	18.480
73	2:06.047	18.860
47	2:07.075	22.682
80	2:06.339	35.598
57	2:06.481	36.481
17	2:05.726	37.231
19	2:07.344	38.401
78	2:06.228	39.758
81	2:10.129	50.613
12	2:11.643	54.633
77	2:12.184	56.080
21	2:25.390	1:07.896
71	2:24.231	1 Lap
68	2:10.030	1:15.009
69	2:15.299	1:36.139
67	2:12.895	1:48.522
14	2:10.598	1:48.597
70	2:15.294	2:00.025

Num	Lap Time	Gap
-----	----------	-----

#### Lap 15

54	2:04.087	
52	2:07.785	22.178
47	2:08.081	26.676
80	2:05.096	36.607
57	2:06.083	38.477
17	2:06.006	39.150
19	2:06.793	41.107
78	2:06.808	42.479
81	2:10.786	57.312
12	2:08.959	59.505
77	2:12.617	1:04.610
21	2:13.572	1:17.381
68	2:11.016	1:21.938
71	2:28.641	1 Lap
14	2:13.472	1:57.982
67	2:19.291	2:03.726
69	2:31.820	2:03.872

Num	Lap Time	Gap
-----	----------	-----

#### Lap 16

54	2:07.368	
70	2:17.372	1 Lap
52	2:08.209	23.019
47	2:07.632	26.940
80	2:09.581	38.820
17	2:09.012	40.794
57	2:10.245	41.354
19	2:09.216	42.955
78	2:09.291	44.402

Num	Lap Time	Gap
81	2:10.285	1:00.229
12	2:10.903	1:03.040
77	2:13.992	1:11.234
21	2:24.832	1:34.845
68	2:21.106	1:35.676
71	2:30.966	1 Lap
14	2:23.076	2:13.690
67	2:24.920	2:21.278

Num	Lap Time	Gap
-----	----------	-----

#### Lap 17

54	3:43.075	
70	3:37.780	1 Lap
52	3:21.223	01.167
47	3:17.685	01.550
80	3:06.858	02.603
17	3:05.419	03.138
57	3:05.145	03.424
19	3:04.818	04.698
78	3:04.225	05.552
69	3:54.198	1 Lap
81	2:50.952	08.106
12	2:50.915	10.880
77	2:43.413	11.572
21	2:28.322	20.092
68	2:29.080	21.681
71	2:27.323	1 Lap
14	2:13.986	44.601
67	2:13.758	51.961


Num	Lap Time	Gap
-----	----------	-----

#### Lap 18

54	3:13.662	
70	3:13.513	1 Lap
52	3:13.452	00.957
47	3:13.353	01.241
80	3:12.569	01.510
17	3:12.312	01.788
57	3:12.125	01.887
19	3:11.579	02.615
78	3:10.952	02.842
69	3:11.896	1 Lap
81	3:11.679	06.123
12	3:11.517	08.735
77	3:11.619	09.529
21	3:04.120	10.550
68	3:05.850	13.869
71	2:44.358	1 Lap
14	2:44.392	15.331
67	2:37.788	16.087







# Autodromo Nazionale Monza

## GT Cup Europe


### Race - 1

#### Best Sectors Results



Sector - 1			Sector - 2			Sector - 3			Ideal Lap vs Best Lap		
Clas	Nº Driver	Time	Nº Driver	Time	Nº Driver	Time	Clas	Nº Driver	Ideal Lap	Best Lap	Clas
1	17 Innocenti - Belicchi	36.508	19 Bozzoni - Navarrete	42.364	54 Jan Laurysen	43.016	1	17 Innocenti - Belicchi	2:03.335	2:04.952	3
2	54 Jan Laurysen	37.460	54 Jan Laurysen	42.873	47 Alex Reimann	43.089	2	54 Jan Laurysen	2:03.349	2:04.087	1
3	19 Bozzoni - Navarrete	37.482	17 Innocenti - Belicchi	42.888	19 Bozzoni - Navarrete	43.504	3	19 Bozzoni - Navarrete	2:03.350	2:06.185	7
4	80 Velasco - Cabezas	38.048	47 Alex Reimann	43.073	80 Velasco - Cabezas	43.603	4	47 Alex Reimann	2:04.447	2:04.534	2
5	47 Alex Reimann	38.285	80 Velasco - Cabezas	43.141	78 Scannicchio - Babini	43.674	5	80 Velasco - Cabezas	2:04.792	2:05.096	4
6	57 Antonel - Vandierendonck	38.301	52 Przybylak - Vandervelde	43.177	73 Vanstraaften - Vanstraaften	43.707	6	73 Vanstraaften - Vanstraaften	2:05.753	2:06.047	5
7	81 Ludwig - Liquorish	38.324	81 Ludwig - Liquorish	43.501	17 Innocenti - Belicchi	43.939	7	52 Przybylak - Vandervelde	2:05.825	2:06.305	9
8	52 Przybylak - Vandervelde	38.389	73 Vanstraaften - Vanstraaften	43.591	81 Ludwig - Liquorish	44.005	8	81 Ludwig - Liquorish	2:05.830	2:06.583	10
9	73 Vanstraaften - Vanstraaften	38.455	57 Antonel - Vandierendonck	43.633	57 Antonel - Vandierendonck	44.036	9	57 Antonel - Vandierendonck	2:05.970	2:06.083	6
10	78 Scannicchio - Babini	38.511	78 Scannicchio - Babini	43.869	52 Przybylak - Vandervelde	44.259	10	78 Scannicchio - Babini	2:06.054	2:06.228	8
11	77 Indrek Jaaska	39.005	14 Fondi - Van den Hengel	44.100	77 Indrek Jaaska	44.619	11	77 Indrek Jaaska	2:08.348	2:08.562	11
12	21 Perian - Tincescu	39.169	12 Glauco Solieri	44.552	12 Glauco Solieri	44.743	12	14 Fondi - Van den Hengel	2:08.753	2:09.946	13
13	14 Fondi - Van den Hengel	39.339	21 Perian - Tincescu	44.676	14 Fondi - Van den Hengel	45.314	13	12 Glauco Solieri	2:08.959	2:08.959	12
14	68 Samuele Bosio	39.439	68 Samuele Bosio	44.714	21 Perian - Tincescu	45.335	14	21 Perian - Tincescu	2:09.180	2:11.888	15
15	12 Glauco Solieri	39.664	77 Indrek Jaaska	44.724	68 Samuele Bosio	45.541	15	68 Samuele Bosio	2:09.694	2:10.030	14
16	67 Lamperti - Borghi	40.182	69 Bochez - Bochez	45.542	69 Bochez - Bochez	46.552	16	67 Lamperti - Borghi	2:12.399	2:12.895	16
17	69 Bochez - Bochez	40.585	67 Lamperti - Borghi	45.637	67 Lamperti - Borghi	46.580	17	69 Bochez - Bochez	2:12.679	2:13.284	17
18	70 Roberto Bosio	40.828	70 Roberto Bosio	46.249	70 Roberto Bosio	47.317	18	70 Roberto Bosio	2:14.394	2:15.294	18
19	71 Jim Michaelian	44.129	71 Jim Michaelian	48.538	71 Jim Michaelian	50.726	19	71 Jim Michaelian	2:23.393	2:24.231	19
20	11 Fabiani - Zerbi	51.983	44 Pisani - Zanini	50.956	11 Fabiani - Zerbi	55.183	20	11 Fabiani - Zerbi	2:39.942	2:39.942	20
21	55 Condé - Mello	59.225	11 Fabiani - Zerbi	52.776	44 Pisani - Zanini	1:05.097	21	44 Pisani - Zanini	2:56.125	3:25.818	21
22	16 Evgenii Leonov	59.616	16 Evgenii Leonov	1:09.057	16 Evgenii Leonov	1:12.410	22	55 Condé - Mello	3:20.869	3:26.791	22
23	44 Pisani - Zanini	1:00.072	55 Condé - Mello	1:09.069	55 Condé - Mello	1:12.575	23	16 Evgenii Leonov	3:21.083	3:27.257	23





Autodromo Nazionale Monza

GT Cup Europe

Race - 1


Leader Sequence

Autodromo Nazionale Monza 5.793 m.



N°	Entrant/Team	Nat	Driver 1	Nat	Driver 2	Nat	Vehicle	Cat	Start Lap	End Lap	Laps	Total Laps
80	Mertel Motorsport		Iván Velasco		<b>Jorge Cabezas</b>		Ferrari 488 Challenge Evo	PROAM	1	10	10	10
81	Mertel Motorsport		<b>Luca Ludwig</b>		Steven Liquorish		Ferrari 488 Challenge Evo	PROAM	11	11	1	1
54	Q1-trackracing		Jan Laurysen				Porsche 992 GT3 Cup	PROAM	12	18	7	7





# Autodromo Nazionale Monza

## GT Cup Europe


### Race - 1

#### Best 5 Lap Times



Cl	N° Entrant/Team	Nat	Driver 1	Nat	Driver 2	Nat	Vehicle	Cat	Cl	Best 1		Best 2		Best 3		Best 4		Best 5	
										Time	Lap	Time	Lap	Time	Lap	Time	Lap	Time	Lap
1	54 Q1-trackracing	BEL	Jan Lauryszen	BEL		BEL	Porsche 992 GT3 Cup	PROAM	1	2:04.087	15	2:04.494	11	2:04.901	13	2:04.921	10	2:05.256	12
2	47 EST1 Racing	EST	Alex Reimann	EST		EST	Porsche 992 GT3 Cup	PROAM	2	2:04.534	13	2:05.825	11	2:06.250	10	2:06.399	12	2:07.075	14
3	17 Rossocorsa Racing	ITA	<b>Lorenzo Innocenti</b>	ITA	Andrea Belicchi	ITA	Ferrari 488 Challenge Evo	PROAM	3	2:04.952	13	2:05.726	14	2:06.006	15	2:06.588	10	2:06.871	12
4	80 Mertel Motorsport	DEU	Iván Velasco	ESP	<b>Jorge Cabezas</b>	ESP	Ferrari 488 Challenge Evo	PROAM	4	2:05.096	15	2:06.298	9	2:06.339	14	2:07.282	13	2:07.569	12
5	73 Van Straten / Orhès Racing	FRA	Axel Vanstraten	FRA	<b>Remi Vanstraten</b>	FRA	Porsche 992 GT3 Cup	PROAM	5	2:06.047	14	2:06.371	13	2:06.676	10	2:06.896	11	2:07.882	12
6	57 Q1-trackracing	BEL	Quentin Antonel	FRA	<b>Nicolas Vandierendonck</b>	BEL	Porsche 992 GT3 Cup	AM*	1	2:06.083	15	2:06.481	14	2:07.388	13	2:07.503	12	2:08.681	11
7	19 Mertel Motorsport	DEU	<b>Stefano Bozzoni</b>	ITA	Fernando Navarrete	ESP	Ferrari 488 Challenge Evo	AM	2	2:06.185	10	2:06.204	13	2:06.793	15	2:07.344	14	2:08.001	11
8	78 ZRS Motorsport	ITA	<b>Davide Scannicchio</b>	ITA	Fabio Babini	ITA	Porsche 992 GT3 Cup	PROAM	6	2:06.228	14	2:06.522	13	2:06.808	15	2:08.063	11	2:08.266	10
9	52 Q1-trackracing	BEL	<b>Xander Przybylak</b>	BEL	Laurent Vandervelde	BEL	Porsche 992 GT3 Cup	AM	3	2:06.305	9	2:06.704	14	2:07.562	13	2:07.785	15	2:08.062	12
10	81 Mertel Motorsport	DEU	<b>Luca Ludwig</b>	DEU	Steven Liquorish	GBR	Ferrari 488 Challenge Evo	PROAM	7	2:06.583	9	2:07.388	10	2:10.129	14	2:10.285	16	2:10.786	15
11	77 EST1 Racing	EST	Indrek Jaaska	EST		EST	Porsche 992 GT3 Cup	AM	4	2:08.562	12	2:09.595	13	2:12.184	14	2:12.617	15	2:13.992	16
12	12 GDL Racing	SMR	Glauco Solieri	ITA		ITA	Porsche 992 GT3 Cup	AM	5	2:08.959	15	2:10.903	16	2:11.643	14	2:11.678	12	2:12.138	13
13	14 Ghinzani Arco Motorsport	ITA	<b>Maurizio Fondi</b>	ITA	Laura Van den Hengel	NLD	Porsche 992 GT3 Cup	AM	6	2:09.946	13	2:10.598	14	2:11.772	12	2:12.216	11	2:13.472	15
14	68 GDL Racing	SMR	Samuele Bosio	ITA		ITA	Porsche 992 GT3 Cup	AM	7	2:10.030	14	2:10.873	13	2:11.016	15	2:12.459	12	2:18.664	9
15	21 Camil Perian / R01 Racing by Varu Nicu	ROU	Camil Perian	ROU	<b>Florin Tincescu</b>	ROU	Porsche 911 GT3 Cup gen 2	AM	8	2:11.888	9	2:12.500	13	2:13.572	15	2:13.609	8	2:13.721	12
16	67 GDL Racing	SMR	Federico Lamperti	ITA	<b>Stefano Borghi</b>	ITA	Porsche 992 GT3 Cup	AM	9	2:12.895	14	2:13.404	13	2:13.758	17	2:14.349	12	2:15.327	11
17	69 Kessel Racing	CHE	<b>Alexandre Bochez</b>	CHE	Mikaël Bochez	CHE	Ferrari 488 Challenge Evo	AM	10	2:13.284	13	2:14.699	9	2:15.143	12	2:15.299	14	2:18.396	10
18	70 GDL Racing	SMR	Roberto Bosio	ITA		ITA	Porsche 911 GT3 Cup gen 2	AM	11	2:15.294	14	2:15.372	12	2:16.082	11	2:17.094	13	2:17.372	15
19	71 GDL Racing	SMR	Jim Michaelian	USA		USA	Porsche 911 GT3 Cup gen 2	AM	12	2:24.231	13	2:27.323	16	2:27.699	10	2:28.438	11	2:28.641	14
20	11 Fabio Fabiani / SP Racing	ITA	<b>Fabio Fabiani</b>	ITA	Stefano Zerbi	ITA	Porsche 911 GT3 Cup gen 2	AM	13	2:39.942	4	3:25.584	2	3:27.648	3	3:36.750	5	4:01.851	6
21	44 Eugenio Pisani / SP Racing	ITA	Eugenio Pisani	ITA	<b>Stefano Zanini</b>	MCO	Porsche 911 GT3 Cup gen 2	PROAM	8	3:25.818	2	3:36.187	3	4:01.965	1	7:11.355	4		
22	55 Q1-trackracing	BEL	Gustavo Condé	BRA	<b>H. Mello</b>	BRA	Porsche 992 GT3 Cup	AM	14	3:26.791	2	3:29.345	3	3:55.340	1				
23	16 Volcano Motorsport	ESP	Evgenii Leonov	MDA		MDA	Porsche 992 GT3 Cup	PROAM*	9	3:27.257	2	3:31.206	3	3:52.714	1				





# Autodromo Nazionale Monza

## GT Cup Europe

### Race - 1


#### Best 5 Top Speeds



Autodromo Nazionale Monza 5.793 m.

Cl	N°	Entrant/Team	Nat	Driver 1	Nat	Driver 2	Nat	Vehicle	Cat	Cl	Top 1		Top 2		Top 3		Top 4		Top 5		Avg
											Km/h	Lap	Km/h	Lap	Km/h	Lap	Km/h	Lap	Km/h	Lap	
1	17	Rossocorsa Racing	ITA	<b>Lorenzo Innocenti</b>	ITA	Andrea Belicchi	ITA	Ferrari 488 Challenge Evo	PROAM	1	<b>237.3</b>	13	214.7	17	214.2	16	210.5	12	208.8	15	217.1
2	54	Q1-trackracing	BEL	Jan Lauryszen	BEL			Porsche 992 GT3 Cup	PROAM	2	<b>234.7</b>	16	228.3	15	222.6	14	220.4	12	219.0	13	225.0
3	47	EST1 Racing	EST	Alex Reimann	EST			Porsche 992 GT3 Cup	PROAM	3	<b>233.7</b>	15	225.4	12	211.3	13	209.7	11	207.2	14	217.5
4	73	Van Straten / Orhès Racing	FRA	Axel Vanstraten	FRA	<b>Remi Vanstraten</b>	FRA	Porsche 992 GT3 Cup	PROAM	4	<b>233.7</b>	11	223.1	15	213.8	13	206.8	14	204.5	10	216.4
5	77	EST1 Racing	EST	Indrek Jaaska	EST			Porsche 992 GT3 Cup	AM	1	<b>233.2</b>	15	225.4	16	225.0	12	222.6	9	222.2	13	225.7
6	69	Kessel Racing	CHE	<b>Alexandre Bochez</b>	CHE	Mikaël Bochez	CHE	Ferrari 488 Challenge Evo	AM	2	<b>231.2</b>	13	230.2	10	216.0	14	212.5	15	207.6	12	219.5
7	52	Q1-trackracing	BEL	<b>Xander Przybylak</b>	BEL	Laurent Vandervelde	BEL	Porsche 992 GT3 Cup	AM	3	<b>226.8</b>	15	225.0	10	219.5	9	219.5	16	215.1	13	221.2
8	68	GDL Racing	ITA	Samuele Bosio	ITA			Porsche 992 GT3 Cup	AM	4	<b>225.4</b>	16	210.9	14	203.7	15	193.5	13	192.1	10	205.1
9	80	Mertel Motorsport	ESP	Iván Velasco	ESP	<b>Jorge Cabezas</b>	ESP	Ferrari 488 Challenge Evo	PROAM	5	<b>224.5</b>	16	224.0	10	222.2	8	221.7	15	217.7	9	222.0
10	21	Camil Perian / R01 Racing by Varu Nicu	ROU	Camil Perian	ROU	<b>Florin Tincescu</b>	ROU	Porsche 911 GT3 Cup gen 2	AM	5	<b>222.2</b>	14	217.7	15	200.7	16	197.8	12	193.2	13	206.3
11	19	Mertel Motorsport	ITA	<b>Stefano Bozzoni</b>	ITA	Fernando Navarrete	ESP	Ferrari 488 Challenge Evo	AM	6	<b>219.9</b>	10	199.6	9	192.8	13	189.4	14	188.8	16	198.1
12	14	Ghinzani Arco Motorsport	ITA	<b>Maurizio Fondi</b>	ITA	Laura Van den Hengel	NLD	Porsche 992 GT3 Cup	AM	7	<b>216.0</b>	15	210.1	14	209.7	11	189.1	13	189.1	17	202.8
13	67	GDL Racing	ITA	Federico Lamperti	ITA	<b>Stefano Borghi</b>	ITA	Porsche 992 GT3 Cup	AM	8	<b>214.7</b>	17	200.7	14	200.0	15	196.7	12	193.2	13	201.0
14	81	Mertel Motorsport	DEU	<b>Luca Ludwig</b>	DEU	Steven Liquorish	GBR	Ferrari 488 Challenge Evo	PROAM	6	<b>214.7</b>	11	214.2	16	207.6	17	205.7	10	204.1	15	209.3
15	57	Q1-trackracing	BEL	Quentin Antonel	FRA	<b>Nicolas Vandierendonck</b>	BEL	Porsche 992 GT3 Cup	AM*	9	<b>214.2</b>	16	211.7	15	204.5	14	201.4	10	200.0	9	206.4
16	78	ZRS Motorsport	ITA	<b>Davide Scannicchio</b>	ITA	Fabio Babini	ITA	Porsche 992 GT3 Cup	PROAM	7	<b>210.1</b>	16	207.6	10	207.6	14	206.8	12	202.6	15	207.0
17	12	GDL Racing	ITA	Glauco Solieri	ITA			Porsche 992 GT3 Cup	AM	10	<b>202.6</b>	16	197.0	14	196.3	15	189.4	17	184.6	9	194.0
18	70	GDL Racing	ITA	Roberto Bosio	ITA			Porsche 911 GT3 Cup gen 2	AM	11	<b>202.2</b>	11	199.2	12	196.3	13	193.8	14	187.8	15	195.9
19	71	GDL Racing	USA	Jim Michaelian	USA			Porsche 911 GT3 Cup gen 2	AM	12	<b>186.2</b>	10	186.2	13	180.9	11	174.7	12	166.6	17	178.9
20	55	Q1-trackracing	BEL	Gustavo Condé	BRA	<b>H. Mello</b>	BRA	Porsche 992 GT3 Cup	AM	13	<b>136.5</b>	3	106.5	2	84.7	1	63.0	4			97.7
21	11	Fabio Fabiani / SP Racing	ITA	<b>Fabio Fabiani</b>	ITA	Stefano Zerbi	ITA	Porsche 911 GT3 Cup gen 2	AM	14	<b>135.3</b>	3	102.2	4	100.7	2	93.8	1	62.3	5	98.9
22	16	Volcano Motorsport	ESP	Evgenii Leonov	ITA			Porsche 992 GT3 Cup	PROAM*	8	<b>115.0</b>	2	105.2	3	94.2	4	93.7	1			102.0
23	44	Eugenio Pisani / SP Racing	ITA	Eugenio Pisani	ITA	<b>Stefano Zanini</b>	MCO	Porsche 911 GT3 Cup gen 2	PROAM	9	<b>112.9</b>	2	110.9	3	87.9	1	29.0	4			85.2





# Autodromo Nazionale Monza

## GT Cup Europe

### Race - 1

#### Fastest Laps Sequence


Autodromo Nazionale Monza 5.793 m.



Lap	Time of Day	Session Time	N° Entrant/Team	Nat	Driver 1	Nat	Driver 2	Nat	Vehicle	Cat	Time	Km/h
2	14:53:35.501	7:13.501	80 Mertel Motorsport	DEU	Iván Velasco	ESP	Jorge Cabezas	ESP	Ferrari 488 Challenge Evo	PROAM	3:26.437	101.0
2	14:53:48.623	7:26.623	57 Q1-trackracing	BEL	Quentin Antonel	FRA	Nicolas Vandierendonck	BEL	Porsche 992 GT3 Cup	AM*	3:26.372	101.0
2	14:53:50.271	7:28.271	44 Eugenio Pisani / SP Racing	ITA	Eugenio Pisani	ITA	Stefano Zanini	ITA	Porsche 911 GT3 Cup gen 2	PROAM	3:25.818	101.3
2	14:53:51.205	7:29.205	78 ZRS Motorsport	ITA	Davide Scannicchio	ITA	Fabio Babini	ITA	Porsche 992 GT3 Cup	PROAM	3:25.542	101.4
2	14:54:08.039	7:46.039	81 Mertel Motorsport	DEU	Luca Ludwig	DEU	Steven Liquorish	GBR	Ferrari 488 Challenge Evo	PROAM	3:25.089	101.6
4	14:59:32.796	13:10.796	80 Mertel Motorsport	DEU	Iván Velasco	ESP	Jorge Cabezas	ESP	Ferrari 488 Challenge Evo	PROAM	2:24.395	144.4
8	15:12:40.556	26:18.556	80 Mertel Motorsport	DEU	Iván Velasco	ESP	Jorge Cabezas	ESP	Ferrari 488 Challenge Evo	PROAM	2:08.112	162.7
9	15:14:46.855	28:24.855	80 Mertel Motorsport	DEU	Iván Velasco	ESP	Jorge Cabezas	ESP	Ferrari 488 Challenge Evo	PROAM	2:06.298	165.1
10	15:18:08.995	31:46.995	54 Q1-trackracing	BEL	Jan Laurysen	BEL			Porsche 992 GT3 Cup	PROAM	2:04.921	166.9
11	15:20:13.489	33:51.489	54 Q1-trackracing	BEL	Jan Laurysen	BEL			Porsche 992 GT3 Cup	PROAM	2:04.494	167.5
15	15:28:33.594	42:11.594	54 Q1-trackracing	BEL	Jan Laurysen	BEL			Porsche 992 GT3 Cup	PROAM	2:04.087	168.0







# Autodromo Nazionale Monza

## GT Cup Europe

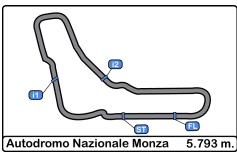
### Race - 1

#### Event Best Maximum Speed



N°	Entrant/Team	Nat	Driver 1	Nat	Driver 2	Nat	Vehicle	Cat	Km/h	Session
17	Rossocorsa Racing	ITA	Lorenzo Innocenti	ITA	Andrea Belicchi	ITA	Ferrari 488 Challenge Evo	PROAM	277.6	Qualifying - 1 Driver - 1
21	Camil Perian / R01 Racing by Varu Nicu	ROU	Camil Perian	ROU	Florin Tincescu	ROU	Porsche 911 GT3 Cup gen 2	AM	276.9	Qualifying - 1 Driver - 1
11	Fabio Fabiani / SP Racing	ITA	Fabio Fabiani	ITA	Stefano Zerbi	ITA	Porsche 911 GT3 Cup gen 2	AM	276.2	Qualifying - 1 Driver - 1
16	Volcano Motorsport	ESP	Evgenii Leonov	IND			Porsche 992 GT3 Cup	PROAM*	276.2	Qualifying - 1 Driver - 1
80	Mertel Motorsport	DEU	Iván Velasco	ESP	Jorge Cabezas	ESP	Ferrari 488 Challenge Evo	PROAM	274.8	Qualifying - 1 Driver - 1
47	EST1 Racing	EST	Alex Reimann	EST			Porsche 992 GT3 Cup	PROAM	273.4	Qualifying - 1 Driver - 1
78	ZRS Motorsport	ITA	Davide Scannicchio	ITA	Fabio Babini	ITA	Porsche 992 GT3 Cup	PROAM	272.7	Qualifying - 1 Driver - 1
73	Van Straten / Orhès Racing	FRA	Axel Vanstraten	FRA	Remi Vanstraten	FRA	Porsche 992 GT3 Cup	PROAM	272.0	Qualifying - 1 Driver - 1
69	Kessel Racing	CHE	Alexandre Bochez	CHE	Mikaël Bochez	CHE	Ferrari 488 Challenge Evo	AM	271.3	Qualifying - 1 Driver - 1
67	GDL Racing	SMR	Federico Lamperti	ITA	Stefano Borghi	ITA	Porsche 992 GT3 Cup	AM	270.6	Qualifying - 1 Driver - 1
54	Q1-trackracing	BEL	Jan Laurysse	BEL			Porsche 992 GT3 Cup	PROAM	270.6	Qualifying - 1 Driver - 1
52	Q1-trackracing	BEL	Xander Przybylak	BEL	Laurent Vandervelde	BEL	Porsche 992 GT3 Cup	AM	268.6	Qualifying - 1 Driver - 1
12	GDL Racing	SMR	Glauco Solieri	ITA			Porsche 992 GT3 Cup	AM	268.6	Qualifying - 1 Driver - 1
77	EST1 Racing	EST	Indrek Jaaska	EST			Porsche 992 GT3 Cup	AM	268.6	Qualifying - 1 Driver - 1
57	Q1-trackracing	BEL	Quentin Antonel	FRA	Nicolas Vandierendonck	BEL	Porsche 992 GT3 Cup	AM*	267.3	Qualifying - 1 Driver - 1
14	Ghinzani Arco Motorsport	ITA	Maurizio Fondi	ITA	Laura Van den Hengel	NLD	Porsche 992 GT3 Cup	AM	264.0	Free Practice - 2
55	Q1-trackracing	BEL	Gustavo Condé	BRA	H. Mello	BRA	Porsche 992 GT3 Cup	AM	262.1	Qualifying - 1 Driver - 1
68	GDL Racing	SMR	Samuele Bosio	ITA			Porsche 992 GT3 Cup	AM	257.7	Qualifying - 1 Driver - 1
44	Eugenio Pisani / SP Racing	ITA	Eugenio Pisani	ITA	Stefano Zanini	MCO	Porsche 911 GT3 Cup gen 2	PROAM	256.5	Qualifying - 1 Driver - 1
19	Mertel Motorsport	DEU	Stefano Bozzoni	ITA	Fernando Navarrete	ESP	Ferrari 488 Challenge Evo	AM	238.9	Qualifying - 1 Driver - 1
81	Mertel Motorsport	DEU	Luca Ludwig	DEU	Steven Liquorish	GBR	Ferrari 488 Challenge Evo	PROAM	238.4	Free Practice - 2
71	GDL Racing	SMR	Jim Michaelian	USA			Porsche 911 GT3 Cup gen 2	AM	234.7	Free Practice - 2
70	GDL Racing	SMR	Roberto Bosio	ITA			Porsche 911 GT3 Cup gen 2	AM	224.0	Qualifying - 1 Driver - 1





Autodromo Nazionale Monza

GT Cup Europe

Race - 1


Lap Chart



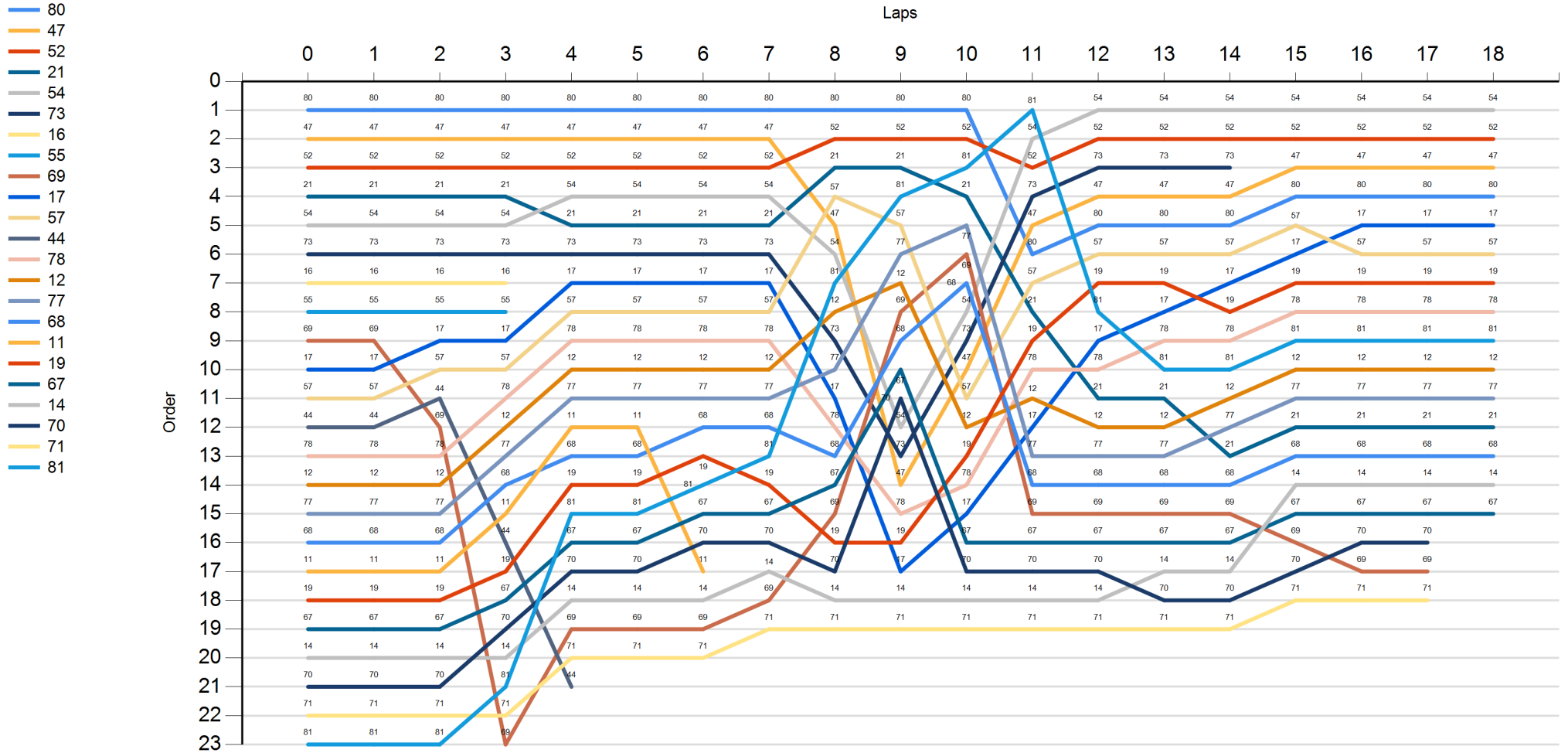
LAP


Nr	Po	Grid	1	2	3	4	5	6	7	8	9	10	11	12	13	14	15	16	17	18
80	<b>1</b>	80	80	80	80	80	80	80	80	80	80	80	81	54	54	54	54	54	54	54
47	<b>2</b>	47	47	47	47	47	47	47	47	52	52	52	54	52	52	52	52	52	52	52
52	<b>3</b>	52	52	52	52	52	52	52	52	21	21	81	52	73	73	73	47	47	47	47
21	<b>4</b>	21	21	21	21	54	54	54	54	57	81	21	73	47	47	47	80	80	80	80
54	<b>5</b>	54	54	54	54	21	21	21	21	47	57	77	47	80	80	80	57	17	17	17
73	<b>6</b>	73	73	73	73	73	73	73	73	54	77	69	80	57	57	57	17	57	57	57
16	<b>7</b>	16	16	16	16	17	17	17	17	81	12	68	57	19	19	17	19	19	19	19
55	<b>8</b>	55	55	55	55	57	57	57	57	12	69	54	21	81	17	19	78	78	78	78
69	<b>9</b>	69	69	17	17	78	78	78	78	73	68	73	19	17	78	78	81	81	81	81
17	<b>10</b>	17	17	57	57	12	12	12	12	77	67	47	78	78	81	81	12	12	12	12
57	<b>11</b>	57	57	44	78	77	77	77	77	17	70	57	12	21	21	12	77	77	77	77
44	<b>12</b>	44	44	69	12	11	11	68	68	78	54	12	17	12	12	77	21	21	21	21
78	<b>13</b>	78	78	78	77	68	68	19	81	68	73	19	77	77	77	21	68	68	68	68
12	<b>14</b>	12	12	12	68	19	19	81	19	67	47	78	68	68	68	68	14	14	14	14
77	<b>15</b>	77	77	77	11	81	81	67	67	69	78	17	69	69	69	69	67	67	67	67
68	<b>16</b>	68	68	68	44	67	67	70	70	19	19	67	67	67	67	67	69	70	70	70
11	<b>17</b>	11	11	11	19	70	70	11	14	70	17	70	70	14	14	70	69	69	69	69
19	<b>18</b>	19	19	19	67	14	14	14	69	14	14	14	14	14	70	70	71	71	71	71
67	<b>19</b>	67	67	67	70	69	69	69	71	71	71	71	71	71	71	71	71	71	71	71
14	<b>20</b>	14	14	14	14	71	71	71	71	71	71	71	71	71	71	71	71	71	71	71
70	<b>21</b>	70	70	70	81	44	44	44	44	44	44	44	44	44	44	44	44	44	44	44
71	<b>22</b>	71	71	71	71	71	71	71	71	71	71	71	71	71	71	71	71	71	71	71
81	<b>23</b>	81	81	81	69	69	69	69	69	69	69	69	69	69	69	69	69	69	69	69





Autodromo Nazionale Monza  
 GT Cup Europe  
 Race - 1  
 Graphic Lap Chart





# Autodromo Nazionale Monza

## GT Cup Europe

### Race - 1


#### Pit Stop Analysis



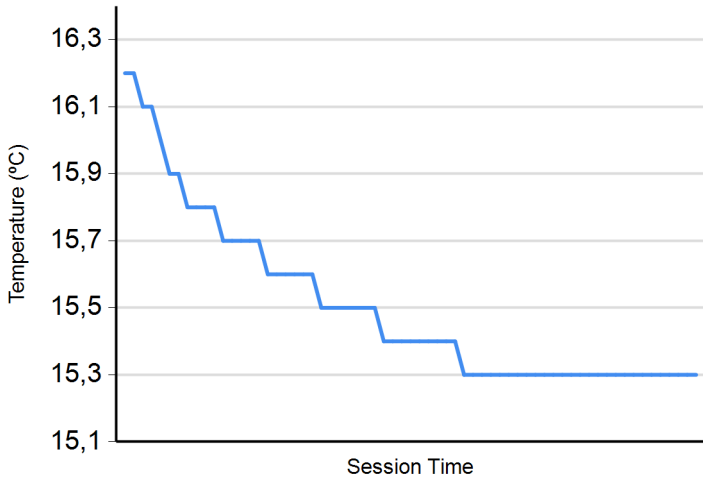
Ord	Nr.	In Day Time	Entrant/Team	Nat	Driver 1	Nat	Driver 2	Nat	Vehicle	Cat	In Time	Stop N°	Pit Time	Handicap	Diff.
1	47	15:12:45.496	EST1 Racing		Alex Reimann				Porsche 992 GT3 Cup	PROA	26:23.007	1	1:29.333	1:20	
2	54	15:12:46.404	Q1-trackracing		Jan Lauryssen				Porsche 992 GT3 Cup	PROA	26:23.915	1	1:13.201	1:10	
3	73	15:12:53.241	Van Straten / Orhès Racing		Axel Vanstraaeten		<b>Remi Vanstraaeten</b>		Porsche 992 GT3 Cup	PROA	26:30.752	1	1:13.499	1:10	
4	17	15:12:58.984	Rossocorsa Racing		<b>Lorenzo Innocenti</b>		Andrea Belicchi		Ferrari 488 Challenge Evo	PROA	26:36.495	1	1:30.048	1:30	
5	78	15:13:00.863	ZRS Motorsport		<b>Davide Scannicchio</b>		Fabio Babini		Porsche 992 GT3 Cup	PROA	26:38.374	1	1:22.414	1:20	
6	19	15:13:09.624	Mertel Motorsport		<b>Stefano Bozzoni</b>		Fernando Navarrete		Ferrari 488 Challenge Evo	AM	26:47.135	1	1:16.580	1:15	
7	14	15:13:18.964	Ghinzani Arco Motorsport		<b>Maurizio Fondi</b>		Laura Van den Hengel		Porsche 992 GT3 Cup	AM	26:56.475	1	1:38.547	1:10	
8	71	15:13:42.594	GDL Racing		Jim Michaelian				Porsche 911 GT3 Cup gen 2	AM	27:20.105	1	1:25.748	1:10	
9	57	15:15:02.244	Q1-trackracing		Quentin Antonel		<b>Nicolas Vandierendonck</b>		Porsche 992 GT3 Cup	AM*	28:39.755	1	1:26.495	1:25	
10	12	15:15:12.736	GDL Racing		Glauco Solieri				Porsche 992 GT3 Cup	AM	28:50.247	1	1:12.630	1:10	
11	67	15:15:28.679	GDL Racing		Federico Lamperti		<b>Stefano Borghi</b>		Porsche 992 GT3 Cup	AM	29:06.190	1	1:35.629	1:10	
12	70	15:15:39.251	GDL Racing		Roberto Bosio				Porsche 911 GT3 Cup gen 2	AM	29:16.762	1	1:27.246	1:10	
13	80	15:16:55.195	Mertel Motorsport		Iván Velasco		<b>Jorge Cabezas</b>		Ferrari 488 Challenge Evo	PROA	30:32.706	1	1:41.055	1:30	
14	52	15:16:56.551	Q1-trackracing		<b>Xander Przybylak</b>		Laurent Vandervelde		Porsche 992 GT3 Cup	AM	30:34.062	1	1:20.224	1:20	
15	21	15:17:13.099	Camil Perian / R01 Racing by Va		Camil Perian		<b>Florin Tincescu</b>		Porsche 911 GT3 Cup gen 2	AM	30:50.610	1	1:12.406	1:10	
16	77	15:17:28.216	EST1 Racing		Indrek Jaaska				Porsche 992 GT3 Cup	AM	31:05.727	1	1:12.701	1:10	
17	69	15:17:37.949	Kessel Racing		<b>Alexandre Bochez</b>		Mikaël Bochez		Ferrari 488 Challenge Evo	AM	31:15.460	2	1:24.292	1:15	
18	68	15:17:44.662	GDL Racing		Samuele Bosio				Porsche 992 GT3 Cup	AM	31:22.173	1	1:14.924	1:10	
19	81	15:19:17.055	Mertel Motorsport		<b>Luca Ludwig</b>		Steven Liquorish		Ferrari 488 Challenge Evo	PROA	32:54.566	1	1:18.092	1:10	
20	69	15:30:31.384	Kessel Racing		<b>Alexandre Bochez</b>		Mikaël Bochez		Ferrari 488 Challenge Evo	AM	44:08.895	3	55.836	1:15	-19.164

\* timing tolerance of 0.3%

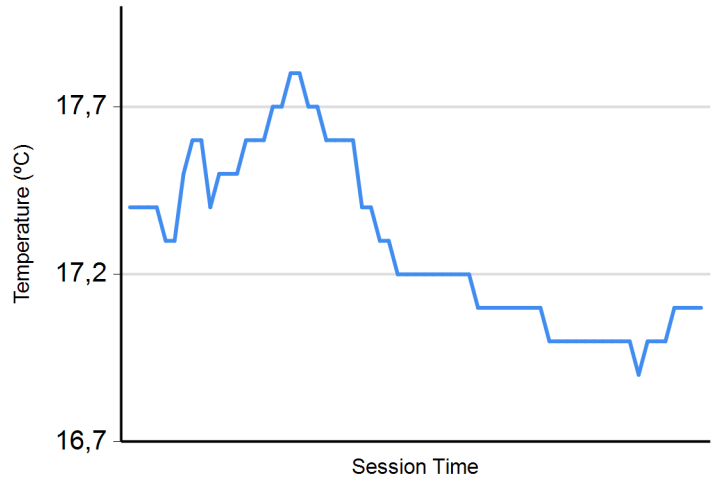




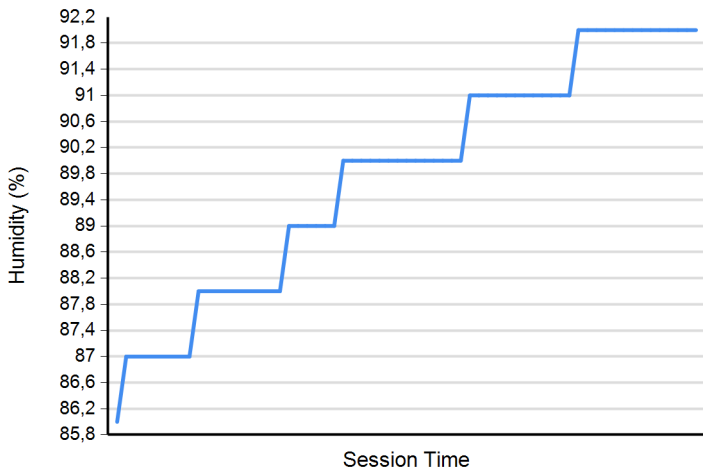
**Air Temperature**



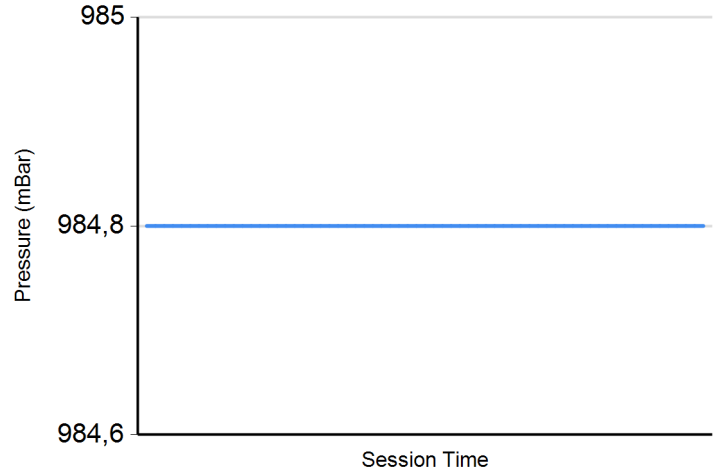
**Track Temperature**



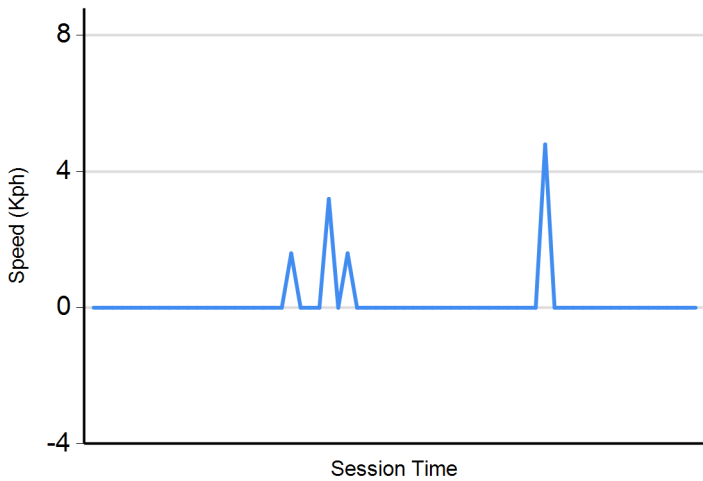
**Humidity**



**Pressure**



**Wind Speed**



**Wind direction**

North = 0°/360° Est = 90° South = 180° West = 270°

