



Autodromo Nazionale Monza
Euroformula Open
Race - 3
Provisional Results



Clas	Nº	Driver	Nat	Cat	Clas	Team	Nat	Vehicle	Laps	Total Time	Gap	Interval	Km/h	Best	Time	Km/h
1	69	Joshua Dufek		CHE		CryptoTower Racing Team		Dallara F320 Spiess	16	31:01.038			179.2	11	1:44.440	199.6
2	19	Noel Leon		MEX		Team Motopark		Dallara F320 Spiess	16	31:01.084	0.046	0.046	179.2	12	1:44.865	198.8
3	11	Levente Révész		HUN		Team Motopark		Dallara F320 Spiess	16	31:01.878	0.840	0.794	179.2	15	1:44.950	198.7
4	84	Francesco Simonazzi		ITA		BVM Racing		Dallara F320 Spiess	16	31:01.912	0.874	0.034	179.2	14	1:44.294	199.9
5	23	Bryce Aron		USA		Team Motopark		Dallara F320 Spiess	16	31:01.961	0.923	0.049	179.2	15	1:44.428	199.7
Not classified: (Requirements: 75% of number laps of leader = 12 Laps)																
	5	Charlie Wurz		AUT		CryptoTower Racing Team		Dallara F320 Spiess	6	10:39.977	10 Laps	10 Laps	195.5	3	1:45.363	197.9
	73	Cian Shields		GBR		Team Motopark		Dallara F320 Spiess	6	10:40.153	10 Laps	0.176	195.4	4	1:45.427	197.8

Fastest lap Francesco Simonazzi in 1:44.294 at 199.9 Km/h in lap 14

Published at:.....

Track Temp: **28.1 °C** Air Temp: **23.6 °C** Humidity: **43 %** Track Status: **DRY**

Race Director:

Neus Santamaría Sanromà

DPB-0819-ESP/CAT

Timekeeper:

Luis Garcia

JOB-1605-ESP/M





Autodromo Nazionale Monza
Euroformula Open
Race - 3



Provisional Results by Category

Clas	Nº	Driver	Nat	Cat	Clas	Team	Nat	Vehicle	Laps	Total Time	Gap	Interval	Km/h	Best	Time	Km/h
1	69	Joshua Dufek		CHE		CryptoTower Racing Team		Dallara F320 Spiess	16	31:01.038			179.2	11	1:44.440	199.6
2	19	Noel Leon		MEX		Team Motopark		Dallara F320 Spiess	16	31:01.084	0.046	0.046	179.2	12	1:44.865	198.8
3	11	Levente Révész		HUN		Team Motopark		Dallara F320 Spiess	16	31:01.878	0.840	0.794	179.2	15	1:44.950	198.7
4	84	Francesco Simonazzi		ITA		BVM Racing		Dallara F320 Spiess	16	31:01.912	0.874	0.034	179.2	14	1:44.294	199.9
5	23	Bryce Aron		USA		Team Motopark		Dallara F320 Spiess	16	31:01.961	0.923	0.049	179.2	15	1:44.428	199.7
Not classified: (Requirements: 75% of number laps of leader = 12 Laps)																
	5	Charlie Wurz		AUT		CryptoTower Racing Team		Dallara F320 Spiess	6	10:39.977	10 Laps	10 Laps	195.5	3	1:45.363	197.9
	73	Cian Shields		GBR		Team Motopark		Dallara F320 Spiess	6	10:40.153	10 Laps	0.176	195.4	4	1:45.427	197.8

Fastest lap Francesco Simonazzi in 1:44.294 at 199.9 Km/h in lap 14

Published at:.....

Track Temp: **28.1 °C** Air Temp: **23.6 °C** Humidity: **43 %** Track Status: **DRY**

Race Director:

Neus Santamaría Sanromà

DPB-0819-ESP/CAT

Timekeeper:

Luis Garcia

JOB-1605-ESP/M





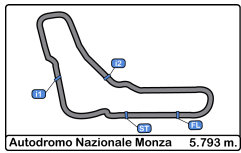
Autodromo Nazionale Monza
Euroformula Open
Race - 3



Provisional Classification by Driver Fastest Lap

Clas	N°	Driver	Nat	Cat	Clas	Team	Nat	Vehicle	Laps	Best	Time	Gap	Interval	Km/h	
1	84	Francesco Simonazzi		ITA		BVM Racing		ITA	Dallara F320 Spiess	16	14	1:44.294			199.9
2	23	Bryce Aron		USA		Team Motopark		DEU	Dallara F320 Spiess	16	15	1:44.428	0.134	0.134	199.7
3	69	Joshua Dufek		CHE		CryptoTower Racing Team		JPN	Dallara F320 Spiess	16	11	1:44.440	0.146	0.012	199.6
4	19	Noel Leon		MEX		Team Motopark		DEU	Dallara F320 Spiess	16	12	1:44.865	0.571	0.425	198.8
5	11	Levente Révész		HUN		Team Motopark		DEU	Dallara F320 Spiess	16	15	1:44.950	0.656	0.085	198.7
6	5	Charlie Wurz		AUT		CryptoTower Racing Team		JPN	Dallara F320 Spiess	6	3	1:45.363	1.069	0.413	197.9
7	73	Cian Shields		GBR		Team Motopark		DEU	Dallara F320 Spiess	6	4	1:45.427	1.133	0.064	197.8




















Autodromo Nazionale Monza
Euroformula Open
Race - 3
Distance and Speed Average



Autodromo Nazionale Monza 5.793 m.

Clas	N°	Driver	Nat	Cat	Clas	Team	Nat	Vehicle	Laps	Distance	Total Time	Km/h
1	69	Joshua Dufek	 CHE			CryptoTower Racing Team	 JPN	Dallara F320 Spiess	16	92.68	31:01.038	179.2
2	19	Noel Leon	 MEX			Team Motopark	 DEU	Dallara F320 Spiess	16	92.68	31:01.084	179.2
3	11	Levente Révész	 HUN			Team Motopark	 DEU	Dallara F320 Spiess	16	92.68	31:01.878	179.2
4	84	Francesco Simonazzi	 ITA			BVM Racing	 ITA	Dallara F320 Spiess	16	92.68	31:01.912	179.2
5	23	Bryce Aron	 USA			Team Motopark	 DEU	Dallara F320 Spiess	16	92.68	31:01.961	179.2
6	5	Charlie Wurz	 AUT			CryptoTower Racing Team	 JPN	Dallara F320 Spiess	6	34.75	10:39.977	195.5
7	73	Cian Shields	 GBR			Team Motopark	 DEU	Dallara F320 Spiess	6	34.75	10:40.153	195.4





Autodromo Nazionale Monza
Euroformula Open
Race - 3
Lap Analysis



5 Charlie Wurz Dallara F320 Spiess **23** Bryce Aron Dallara F320 Spiess

CryptoTower Racing Team

Team Motopark

Lap	D	Time	Sector 1	Sector 2	Sector 3	T. Spd	Elapsed	Lap	D	Time	Sector 1	Sector 2	Sector 3	T. Spd	Elapsed
1		1:49.800	37.108	36.389	36.303	216.0	1:49.800	1		1:48.334	36.404	36.134	35.796	212.1	1:48.334
2		1:46.021	35.144	35.203	35.674	246.0	3:35.821	2		1:46.349	35.049	35.426	35.874	250.0	3:34.683
3		1:45.363	34.649	35.173	35.541	264.0	5:21.184	3		1:45.622	34.758	35.065	35.799	251.1	5:20.305
4		1:46.559	34.494	35.820	36.245	258.9	7:07.743	4		1:46.880	35.039	36.088	35.753	251.1	7:07.185
5		1:45.549	34.471	35.567	35.511	253.5	8:53.292	5		1:47.160	34.382	36.645	36.133	258.9	8:54.345
6		1:46.685	34.504	36.111	36.070	253.5	10:39.977	6		1:47.037	34.696	36.841	35.500	257.7	10:41.382
7			35.163			257.1		7		1:57.038	36.190	36.310	44.538	262.7	12:38.420

11 Levente Révész Dallara F320 Spiess

Team Motopark

Lap	D	Time	Sector 1	Sector 2	Sector 3	T. Spd	Elapsed	Lap	D	Time	Sector 1	Sector 2	Sector 3	T. Spd	Elapsed
1		1:50.196	37.371	36.868	35.957	216.0	1:50.196	11		1:46.247	34.779	35.981	35.487	256.5	22:17.418
2		1:46.877	35.186	36.192	35.499	247.7	3:37.073	12		1:45.655	34.747	35.504	35.404	254.7	24:03.073
3		1:45.733	34.579	35.790	35.364	255.9	5:22.806	13		1:44.454	34.292	34.953	35.209	259.6	25:47.527
4		1:46.118	35.004	35.485	35.629	258.9	7:08.924	14		1:44.597	34.176	35.073	35.348	258.9	27:32.124
5		1:45.996	34.492	35.793	35.711	264.7	8:54.920	15		1:44.428	34.081	35.200	35.147	260.8	29:16.552
6		1:46.734	34.754	36.292	35.688	258.3	10:41.654	16		1:45.409	33.927	36.084	35.398	259.6	31:01.961

69 Joshua Dufek Dallara F320 Spiess

CryptoTower Racing Team

Lap	D	Time	Sector 1	Sector 2	Sector 3	T. Spd	Elapsed
1		1:48.945	36.720	36.306	35.919	217.3	1:48.945
2		1:46.197	34.718	35.345	36.134	258.3	3:35.142
3		1:45.527	34.685	35.015	35.827	257.7	5:20.669
4		1:45.990	34.746	35.763	35.481	251.1	7:06.659
5		1:46.370	34.711	36.090	35.569	250.5	8:53.029
6		1:47.227	34.785	36.554	35.888	250.0	10:40.256
7		1:55.010	35.069	36.363	43.578	260.2	12:35.266

19 Noel Leon Dallara F320 Spiess

Team Motopark


Lap	D	Time	Sector 1	Sector 2	Sector 3	T. Spd	Elapsed	Lap	D	Time	Sector 1	Sector 2	Sector 3	T. Spd	Elapsed
1		1:49.920	37.176	36.621	36.123	206.5	1:49.920	11		1:44.440	34.213	34.941	35.286	254.7	22:14.357
2		1:47.434	35.418	36.591	35.425	240.5	3:37.354	12		1:44.645	34.248	35.073	35.324	258.9	23:59.002
3		1:45.323	34.259	35.458	35.606	262.1	5:22.677	13		1:45.189	34.647	35.141	35.401	260.8	25:44.191
4		1:45.438	34.526	35.614	35.298	260.8	7:08.115	14		1:45.323	34.786	35.107	35.430	250.0	27:29.514
5		1:45.594	34.705	35.412	35.477	253.5	8:53.709	15		1:45.227	34.681	34.944	35.602	250.5	29:14.741
6		1:45.964	34.410	36.042	35.512	256.5	10:39.673	16		1:46.297	34.770	35.837	35.690	250.0	31:01.038

73 Cian Shields Dallara F320 Spiess

Team Motopark

Lap	D	Time	Sector 1	Sector 2	Sector 3	T. Spd	Elapsed
1		1:49.645	36.891	36.257	36.497	203.7	1:49.645
2		1:45.938	34.838	35.256	35.844	257.1	3:35.583
3		1:46.996	34.934	35.965	36.097	257.7	5:22.579
4		1:45.427	34.281	35.174	35.972	262.7	7:08.006
5		1:46.559	34.857	35.727	35.975	260.8	8:54.565
6		1:45.588	34.396	35.653	35.539	264.0	10:40.153
7			35.047			257.1	





Autodromo Nazionale Monza
Euroformula Open
Race - 3
Lap Analysis



84

Francesco Simonazzi

Dallara F320 Spiess

BVM Racing

Lap	D	Time	Sector 1	Sector 2	Sector 3	T. Spd	Elapsed
1		1:49.512	36.389	36.564	36.559	210.9	1:49.512
2		1:46.678	35.520	35.828	35.330	251.7	3:36.190
3		1:46.113	34.525	36.029	35.559	265.3	5:22.303
4		1:46.268	34.937	35.750	35.581	258.3	7:08.571
5		1:46.100	34.430	35.965	35.705	265.3	8:54.671
6		1:46.014	34.653	36.006	35.355	249.4	10:40.685
7		1:55.160	34.740	36.757	43.663	263.4	12:35.845
8		3:01.942	49.760	1:09.248	1:02.934	189.8	15:37.787
9		3:04.941	53.276	54.090	1:17.575	132.6	18:42.728
10		1:48.651	36.351	36.481	35.819	251.7	20:31.379
11		1:46.390	34.615	36.121	35.654	261.5	22:17.769
12		1:44.734	34.359	35.173	35.202	263.4	24:02.503
13		1:44.550	34.344	34.934	35.272	256.5	25:47.053
14		1:44.294	34.283	34.966	35.045	256.5	27:31.347
15		1:44.459	34.098	34.982	35.379	262.1	29:15.806
16		1:46.106	34.421	36.035	35.650	263.4	31:01.912





Autodromo Nazionale Monza
Euroformula Open
Race - 3
Analysis by Lap



Num	Lap Time	Gap
Lap 1		
23	1:48.334	
69	1:48.945	00.611
84	1:49.512	01.178
73	1:49.645	01.311
5	1:49.800	01.466
19	1:49.920	01.586
11	1:50.196	01.862

Num	Lap Time	Gap
Lap 2		
23	1:46.349	
69	1:46.197	00.459
73	1:45.938	00.900
5	1:46.021	01.138
84	1:46.678	01.507
11	1:46.877	02.390
19	1:47.434	02.671

Num	Lap Time	Gap
Lap 3		
23	1:45.622	
69	1:45.527	00.364
5	1:45.363	00.879
84	1:46.113	01.998
73	1:46.996	02.274
19	1:45.323	02.372
11	1:45.733	02.501

Num	Lap Time	Gap
Lap 4		
69	1:45.990	
23	1:46.880	00.526
5	1:46.559	01.084
73	1:45.427	01.347
19	1:45.438	01.456
84	1:46.268	01.912
11	1:46.118	02.265

Num	Lap Time	Gap
Lap 5		
69	1:46.370	
5	1:45.549	00.263
19	1:45.594	00.680
23	1:47.160	01.316
73	1:46.559	01.536
84	1:46.100	01.642
11	1:45.996	01.891

Num	Lap Time	Gap
Lap 6		
19	1:45.964	
5	1:46.685	00.304
73	1:45.588	00.480
69	1:47.227	00.583
84	1:46.014	01.012
23	1:47.037	01.709
11	1:46.734	01.981

Num	Lap Time	Gap
Lap 7		
19	1:54.596	
69	1:55.010	00.997
84	1:55.160	01.576
11	1:55.057	02.442
23	1:57.038	04.151

Num	Lap Time	Gap
Lap 8		
19	3:02.124	
69	3:01.660	00.533
84	3:01.942	01.394
11	3:02.113	02.431
23	3:01.056	03.083

Num	Lap Time	Gap
Lap 9		
19	3:05.718	
69	3:05.703	00.518
84	3:04.941	00.617
11	3:04.121	00.834
23	3:04.011	01.376

Num	Lap Time	Gap
Lap 10		
19	1:46.645	
11	1:46.778	00.967
69	1:47.288	01.161
23	1:47.684	02.415
84	1:48.651	02.623

Num	Lap Time	Gap
Lap 11		
19	1:45.020	
69	1:44.440	00.581
11	1:45.589	01.536
23	1:46.247	03.642
84	1:46.390	03.993

Num	Lap Time	Gap
Lap 12		
19	1:44.865	
69	1:44.645	00.361
11	1:45.060	01.731
84	1:44.734	03.862
23	1:45.655	04.432

Num	Lap Time	Gap
Lap 13		
69	1:45.189	
19	1:45.883	00.333
11	1:45.001	01.182
84	1:44.550	02.862
23	1:44.454	03.336

Num	Lap Time	Gap
Lap 14		
69	1:45.323	
19	1:45.398	00.408
11	1:45.259	01.118
84	1:44.294	01.833
23	1:44.597	02.610

Num	Lap Time	Gap
Lap 15		
69	1:45.227	
19	1:45.168	00.349
11	1:44.950	00.841
84	1:44.459	01.065
23	1:44.428	01.811

Num	Lap Time	Gap
Lap 16		
69	1:46.297	
19	1:45.994	00.046
11	1:46.296	00.840
84	1:46.106	00.874
23	1:45.409	00.923






Autodromo Nazionale Monza
Euroformula Open
Race - 3
Best Sectors Results



Sector - 1			Sector - 2			Sector - 3			Ideal Lap vs Best Lap						
Clas	Nº	Driver	Time	Nº	Driver	Time	Nº	Driver	Time	Clas	Nº	Driver	Ideal Lap	Best Lap	Clas
1	23	Bryce Aron	33.927	19	Noel Leon	34.926	84	Francesco Simonazzi	35.045	1	23	Bryce Aron	1:44.027	1:44.428	2
2	84	Francesco Simonazzi	34.098	84	Francesco Simonazzi	34.934	23	Bryce Aron	35.147	2	84	Francesco Simonazzi	1:44.077	1:44.294	1
3	69	Joshua Dufek	34.213	69	Joshua Dufek	34.941	69	Joshua Dufek	35.286	3	69	Joshua Dufek	1:44.440	1:44.440	3
4	11	Levente Révész	34.238	23	Bryce Aron	34.953	19	Noel Leon	35.298	4	19	Noel Leon	1:44.483	1:44.865	4
5	19	Noel Leon	34.259	11	Levente Révész	35.169	11	Levente Révész	35.364	5	11	Levente Révész	1:44.771	1:44.950	5
6	73	Cian Shields	34.281	5	Charlie Wurz	35.173	5	Charlie Wurz	35.511	6	73	Cian Shields	1:44.994	1:45.427	7
7	5	Charlie Wurz	34.471	73	Cian Shields	35.174	73	Cian Shields	35.539	7	5	Charlie Wurz	1:45.155	1:45.363	6



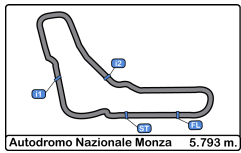


Autodromo Nazionale Monza
Euroformula Open
Race - 3
Leader Sequence



N°	Driver	Nat	Cat	Clas	Team	Nat	Vehicle	Start Lap	End Lap	Laps	Total Laps
23	Bryce Aron	USA			Team Motopark	DEU	Dallara F320 Spiess	1	3	3	3
69	Joshua Dufek	CHE			CryptoTower Racing Team	JPN	Dallara F320 Spiess	4	5	2	2
19	Noel Leon	MEX			Team Motopark	DEU	Dallara F320 Spiess	6	12	7	7
69	Joshua Dufek	CHE			CryptoTower Racing Team	JPN	Dallara F320 Spiess	13	16	4	6






Autodromo Nazionale Monza
Euroformula Open
Race - 3
Best 5 Lap Times



Autodromo Nazionale Monza 5.793 m.

Cls	N°	Driver	Nat	Cat	Cls	Team	Nat	Vehicle	Best 1		Best 2		Best 3		Best 4		Best 5	
									Time	Lap	Time	Lap	Time	Lap	Time	Lap	Time	Lap
1	84	Francesco Simonazzi		ITA		BVM Racing		Dallara F320 Spiess	1:44.294	14	1:44.459	15	1:44.550	13	1:44.734	12	1:46.014	6
2	23	Bryce Aron		USA		Team Motopark		Dallara F320 Spiess	1:44.428	15	1:44.454	13	1:44.597	14	1:45.409	16	1:45.622	3
3	69	Joshua Dufek		CHE		CryptoTower Racing		Dallara F320 Spiess	1:44.440	11	1:44.645	12	1:45.189	13	1:45.227	15	1:45.323	14
4	19	Noel Leon		MEX		Team Motopark		Dallara F320 Spiess	1:44.865	12	1:45.020	11	1:45.168	15	1:45.323	3	1:45.398	14
5	11	Levente Révész		HUN		Team Motopark		Dallara F320 Spiess	1:44.950	15	1:45.001	13	1:45.060	12	1:45.259	14	1:45.589	11
6	5	Charlie Wurz		AUT		CryptoTower Racing		Dallara F320 Spiess	1:45.363	3	1:45.549	5	1:46.021	2	1:46.559	4	1:46.685	6
7	73	Cian Shields		GBR		Team Motopark		Dallara F320 Spiess	1:45.427	4	1:45.588	6	1:45.938	2	1:46.559	5	1:46.996	3





Autodromo Nazionale Monza
Euroformula Open
Race - 3
Best 5 Top Speeds



Clas	N°	Driver	Nat	Cat	Cls	Team	Nat	Vehicle	Top 1		Top 2		Top 3		Top 4		Top 5		Avg
									Km/h	Lap	Km/h	Lap	Km/h	Lap	Km/h	Lap	Km/h	Lap	
1	84	Francesco Simonazzi		ITA		BVM Racing		Dallara F320 Spiess	265.3	3	265.3	5	263.4	7	263.4	12	263.4	16	264.1
2	11	Levente Révész		HUN		Team Motopark		Dallara F320 Spiess	264.7	5	260.2	15	259.6	7	259.6	12	258.9	4	260.6
3	5	Charlie Wurz		AUT		CryptoTower Racing Team		Dallara F320 Spiess	264.0	3	258.9	4	257.1	7	253.5	5	253.5	6	257.4
4	73	Cian Shields		GBR		Team Motopark		Dallara F320 Spiess	264.0	6	262.7	4	260.8	5	257.7	3	257.1	2	260.5
5	23	Bryce Aron		USA		Team Motopark		Dallara F320 Spiess	262.7	7	260.8	15	259.6	13	259.6	16	258.9	5	260.3
6	19	Noel Leon		MEX		Team Motopark		Dallara F320 Spiess	262.1	3	260.8	4	257.7	16	256.5	6	255.3	15	258.5
7	69	Joshua Dufek		CHE		CryptoTower Racing Team		Dallara F320 Spiess	260.8	13	260.2	7	258.9	12	258.3	2	257.7	3	259.2





Autodromo Nazionale Monza
Euroformula Open
Race - 3
Fastest Laps Sequence



Autodromo Nazionale Monza 5.793 m.

Lap	Time of Day	Session Time	N° Driver	Nat	Cat	Team	Nat	Vehicle	Time	Km/h
2	17:27:08.265	3:34.265	23 Bryce Aron		USA	Team Motopark		DEU Dallara F320 Spiess	1:46.349	196.0
2	17:27:08.724	3:34.724	69 Joshua Dufek		CHE	CryptoTower Racing Team		JPN Dallara F320 Spiess	1:46.197	196.3
2	17:27:09.165	3:35.165	73 Cian Shields		GBR	Team Motopark		DEU Dallara F320 Spiess	1:45.938	196.8
3	17:28:53.887	5:19.887	23 Bryce Aron		USA	Team Motopark		DEU Dallara F320 Spiess	1:45.622	197.4
3	17:28:54.250	5:20.250	69 Joshua Dufek		CHE	CryptoTower Racing Team		JPN Dallara F320 Spiess	1:45.527	197.6
3	17:28:54.765	5:20.765	5 Charlie Wurz		AUT	CryptoTower Racing Team		JPN Dallara F320 Spiess	1:45.363	197.9
3	17:28:56.258	5:22.258	19 Noel Leon		MEX	Team Motopark		DEU Dallara F320 Spiess	1:45.323	198.0
11	17:45:47.358	22:13.358	19 Noel Leon		MEX	Team Motopark		DEU Dallara F320 Spiess	1:45.020	198.5
11	17:45:47.938	22:13.938	69 Joshua Dufek		CHE	CryptoTower Racing Team		JPN Dallara F320 Spiess	1:44.440	199.6
14	17:51:04.929	27:30.929	84 Francesco Simonazzi		ITA	BVM Racing		ITA Dallara F320 Spiess	1:44.294	199.9






Autodromo Nazionale Monza
Euroformula Open
Race - 3
Event Best Maximum Speed



N°	Driver	Nat	Cat	Clas	Team	Nat	Vehicle	Km/h	Session
84	Francesco Simonazzi		ITA		BVM Racing		Dallara F320 Spiess	265.3	Race - 3
69	Joshua Dufek		CHE		CryptoTower Racing Team		Dallara F320 Spiess	264.7	Race - 2
11	Levente Révész		HUN		Team Motopark		Dallara F320 Spiess	264.7	Race - 3
19	Noel Leon		MEX		Team Motopark		Dallara F320 Spiess	264.0	Race - 2
5	Charlie Wurz		AUT		CryptoTower Racing Team		Dallara F320 Spiess	264.0	Race - 3
73	Cian Shields		GBR		Team Motopark		Dallara F320 Spiess	264.0	Race - 3
23	Bryce Aron		USA		Team Motopark		Dallara F320 Spiess	262.7	Race - 2






Autodromo Nazionale Monza
Euroformula Open
Race - 3
Lap Chart



LAP

Nr	Pos	Grid	1	2	3	4	5	6	7	8	9	10	11	12	13	14	15	16
84	1	84	23	23	23	69	69	19	19	19	19	19	19	19	69	69	69	69
73	2	73	69	69	69	23	5	5	69	69	69	11	69	69	19	19	19	19
23	3	23	84	73	5	5	19	73	84	84	84	69	11	11	11	11	11	11
5	4	5	73	5	84	73	23	69	11	11	11	23	23	84	84	84	84	84
69	5	69	5	84	73	19	73	84	23	23	23	84	84	23	23	23	23	23
19	6	19	19	11	19	84	84	23										
11	7	11	11	19	11	11	11	11										

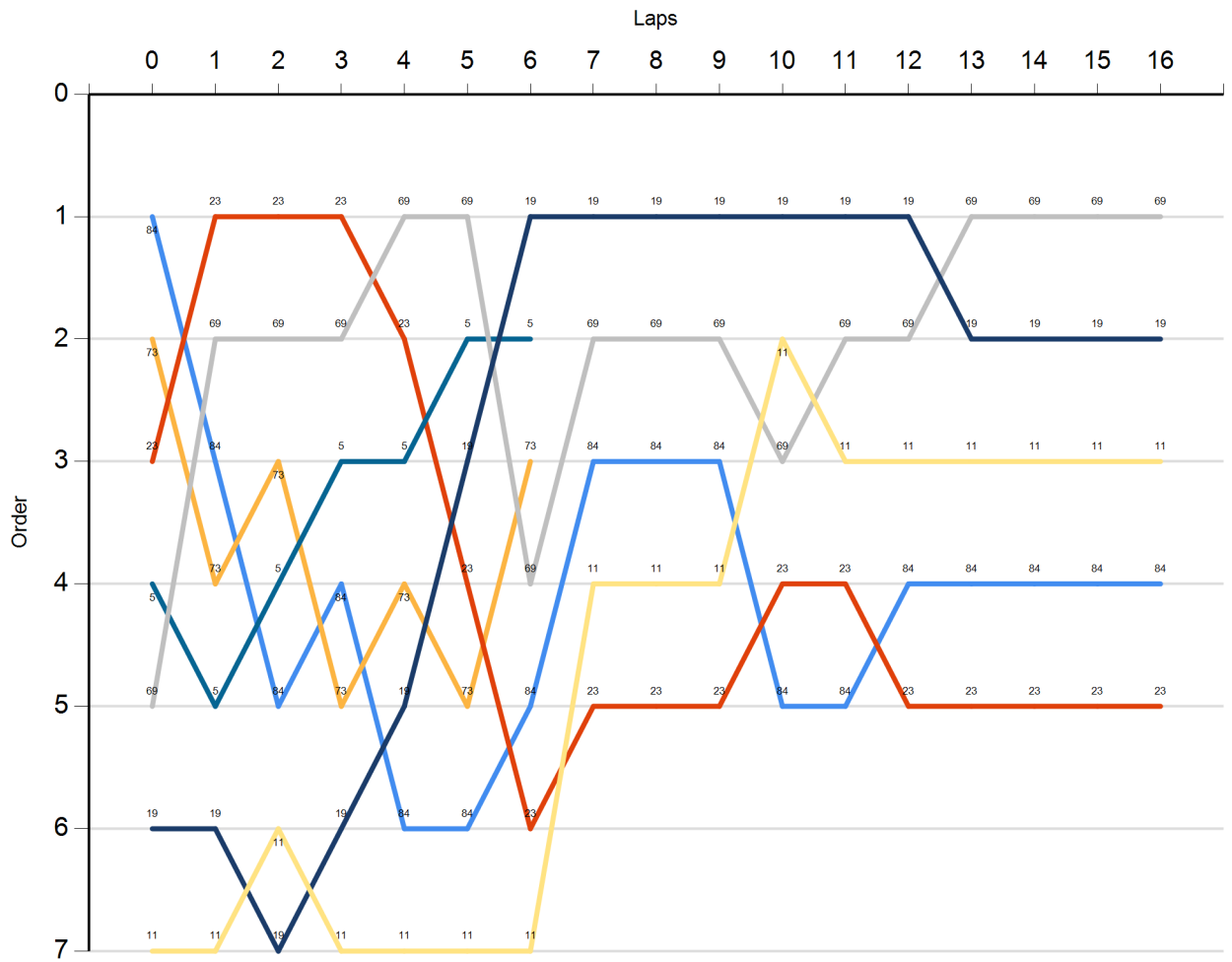


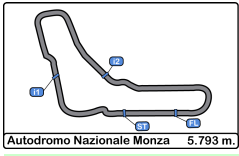


Autodromo Nazionale Monza
Euroformula Open
Race - 3
Graphic Lap Chart



- 84
- 73
- 23
- 5
- 69
- 19
- 11






Autodromo Nazionale Monza
Euroformula Open
Race - 3
Pit Stop Analysis



Autodromo Nazionale Monza 5.793 m.

Or d.	Nr.	In Day	Time	Driver	Nat	Cat	Team	Nat	Vehicle	In Time	Stop N°	Pit Time	Handicap	Dif.
----------	-----	--------	------	--------	-----	-----	------	-----	---------	---------	---------	----------	----------	------

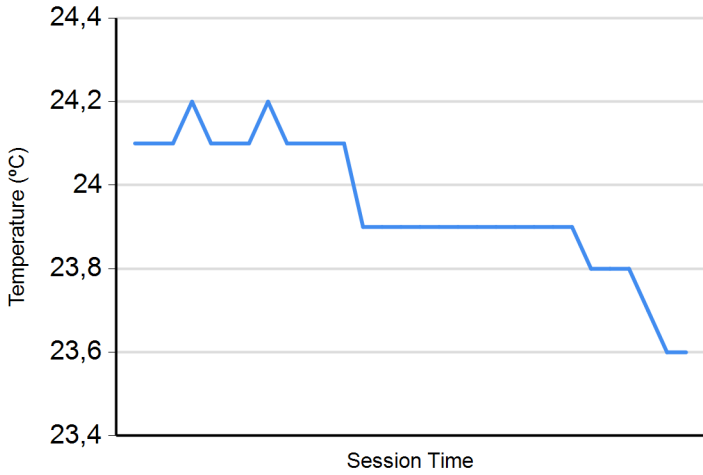




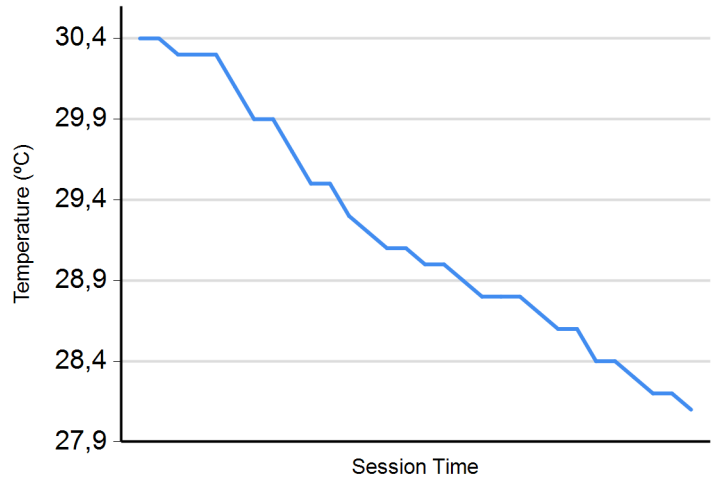
Autodromo Nazionale Monza
Euroformula Open
Race - 3
Weather Report



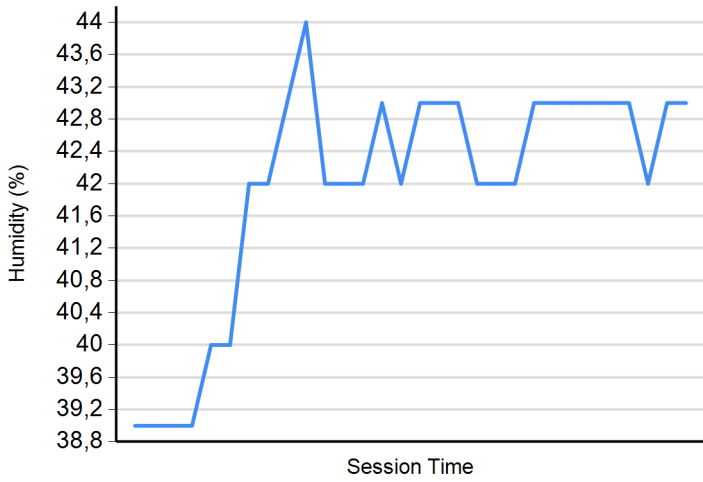
Air Temperature



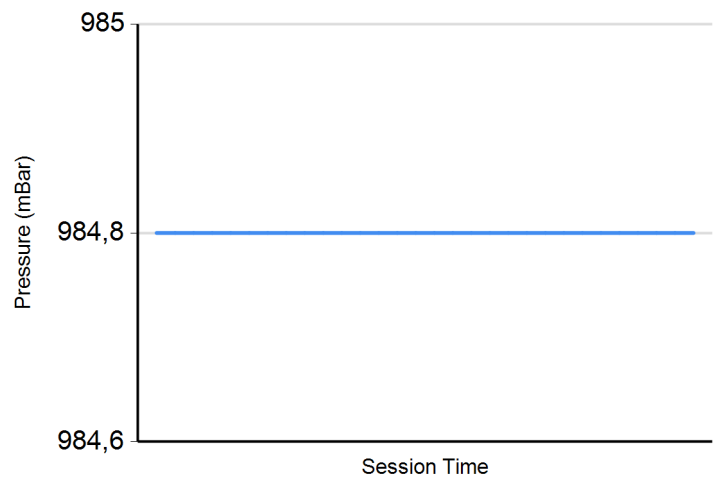
Track Temperature



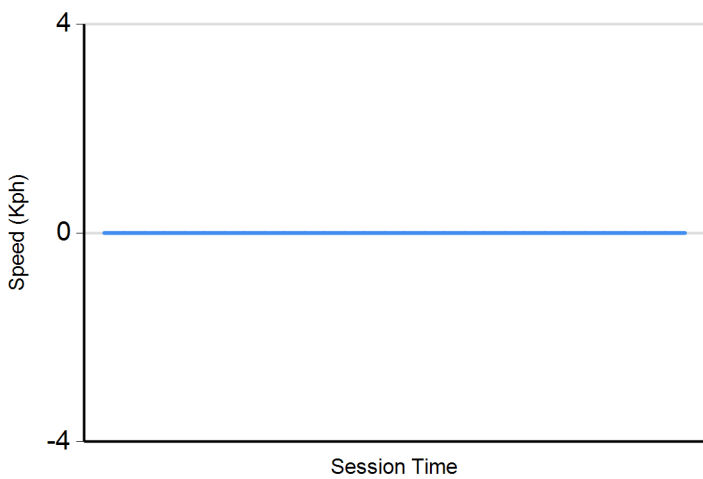
Humidity



Pressure



Wind Speed



Wind direction

