



Autodromo Nazionale Monza
Euroformula Open
Race - 1
Provisional Results



Autodromo Nazionale Monza 5.793 m.

Clas	Nº	Driver	Nat	Cat	Clas	Team	Nat	Vehicle	Laps	Total Time	Gap	Interval	Km/h	Best	Time	Km/h
1	19	Noel Leon	MEX			Team Motopark	DEU	Dallara F320 Spiess	8	24:55.894			111.5	5	2:01.197	172.0
2	69	Joshua Dufek	CHE			CryptoTower Racing Team	JPN	Dallara F320 Spiess	8	24:56.385	0.491	0.491	111.4	5	2:02.333	170.4
3	5	Charlie Wurz	AUT			CryptoTower Racing Team	JPN	Dallara F320 Spiess	8	24:57.682	1.788	1.297	111.3	5	2:02.713	169.9
4	84	Francesco Simonazzi	ITA			BVM Racing	ITA	Dallara F320 Spiess	8	24:58.176	2.282	0.494	111.3	5	2:02.699	169.9
5	11	Levente Révész	HUN			Team Motopark	DEU	Dallara F320 Spiess	8	24:58.907	3.013	0.731	111.3	5	2:04.421	167.6
6	73	Cian Shields	GBR			Team Motopark	DEU	Dallara F320 Spiess	8	24:59.939	4.045	1.032	111.2	4	2:05.705	165.9
7	23	Bryce Aron	USA			Team Motopark	DEU	Dallara F320 Spiess	8	25:00.417	4.523	0.478	111.1	4	2:03.816	168.4

Fastest lap Noel Leon in 2:01.197 at 172.0 Km/h in lap 5

Published at:.....


Track Temp: 21.2 °C Air Temp: 19.9 °C Humidity: 66 % Track Status: WET

Race Director:

Neus Santamaría Sanromà

DPB-0819-ESP/CAT

Timekeeper:


 Luis Garcia

JOB-1605-ESP/M





Autodromo Nazionale Monza
Euroformula Open
Race - 1



Provisional Results by Category

Clas	Nº	Driver	Nat	Cat	Clas	Team	Nat	Vehicle	Laps	Total Time	Gap	Interval	Km/h	Best	Time	Km/h
1	19	Noel Leon	MEX			Team Motopark	DEU	Dallara F320 Spiess	8	24:55.894			111.5	5	2:01.197	172.0
2	69	Joshua Dufek	CHE			CryptoTower Racing Team	JPN	Dallara F320 Spiess	8	24:56.385	0.491	0.491	111.4	5	2:02.333	170.4
3	5	Charlie Wurz	AUT			CryptoTower Racing Team	JPN	Dallara F320 Spiess	8	24:57.682	1.788	1.297	111.3	5	2:02.713	169.9
4	84	Francesco Simonazzi	ITA			BVM Racing	ITA	Dallara F320 Spiess	8	24:58.176	2.282	0.494	111.3	5	2:02.699	169.9
5	11	Levente Révész	HUN			Team Motopark	DEU	Dallara F320 Spiess	8	24:58.907	3.013	0.731	111.3	5	2:04.421	167.6
6	73	Cian Shields	GBR			Team Motopark	DEU	Dallara F320 Spiess	8	24:59.939	4.045	1.032	111.2	4	2:05.705	165.9
7	23	Bryce Aron	USA			Team Motopark	DEU	Dallara F320 Spiess	8	25:00.417	4.523	0.478	111.1	4	2:03.816	168.4

Fastest lap Noel Leon in 2:01.197 at 172.0 Km/h in lap 5

Published at:.....


Track Temp: 21.2 °C Air Temp: 19.9 °C Humidity: 66 % Track Status: WET

Race Director:

Neus Santamaría Sanromà


DPB-0819-ESP/CAT

Timekeeper:


 Luis Garcia

JOB-1605-ESP/M





Autodromo Nazionale Monza
Euroformula Open
Race - 1



Provisional Classification by Driver Fastest Lap

Clas	Nº	Driver	Nat	Cat	Clas	Team	Nat	Vehicle	Laps	Best	Time	Gap	Interval	Km/h
1	19	Noel Leon		MEX		Team Motopark		Dallara F320 Spiess	8	5	2:01.197			172.0
2	69	Joshua Dufek		CHE		CryptoTower Racing Team		Dallara F320 Spiess	8	5	2:02.333	1.136	1.136	170.4
3	84	Francesco Simonazzi		ITA		BVM Racing		Dallara F320 Spiess	8	5	2:02.699	1.502	0.366	169.9
4	5	Charlie Wurz		AUT		CryptoTower Racing Team		Dallara F320 Spiess	8	5	2:02.713	1.516	0.014	169.9
5	23	Bryce Aron		USA		Team Motopark		Dallara F320 Spiess	8	4	2:03.816	2.619	1.103	168.4
6	11	Levente Révész		HUN		Team Motopark		Dallara F320 Spiess	8	5	2:04.421	3.224	0.605	167.6
7	73	Cian Shields		GBR		Team Motopark		Dallara F320 Spiess	8	4	2:05.705	4.508	1.284	165.9






Autodromo Nazionale Monza
Euroformula Open
Race - 1
Distance and Speed Average



Autodromo Nazionale Monza 5.793 m.

Clas	Nº	Driver	Nat	Cat	Clas	Team	Nat	Vehicle	Laps	Distance	Total Time	Km/h
1	19	Noel Leon		MEX		Team Motopark		Dallara F320 Spiess	8	46.34	24:55.894	111.5
2	69	Joshua Dufek		CHE		CryptoTower Racing Team		Dallara F320 Spiess	8	46.34	24:56.385	111.4
3	5	Charlie Wurz		AUT		CryptoTower Racing Team		Dallara F320 Spiess	8	46.34	24:57.682	111.3
4	84	Francesco Simonazzi		ITA		BVM Racing		Dallara F320 Spiess	8	46.34	24:58.176	111.3
5	11	Levente Révész		HUN		Team Motopark		Dallara F320 Spiess	8	46.34	24:58.907	111.3
6	73	Cian Shields		GBR		Team Motopark		Dallara F320 Spiess	8	46.34	24:59.939	111.2
7	23	Bryce Aron		USA		Team Motopark		Dallara F320 Spiess	8	46.34	25:00.417	111.1





Autodromo Nazionale Monza
Euroformula Open
Race - 1
Lap Analysis



5

Charlie Wurz

Dallara F320 Spiess **69**

Joshua Dufek

Dallara F320 Spiess

CryptoTower Racing Team

CryptoTower Racing Team

Lap	D	Time	Sector 1	Sector 2	Sector 3	T. Spd	Elapsed	Lap	D	Time	Sector 1	Sector 2	Sector 3	T. Spd	Elapsed
1		3:29.785	1:06.897	1:03.840	1:19.048	108.0	3:29.785	1		3:29.034	1:05.916	1:04.013	1:19.105	109.2	3:29.034
2		3:41.355	1:12.074	1:07.632	1:21.649	78.0	7:11.140	2		3:40.922	1:11.289	1:08.134	1:21.499	90.4	7:09.956
3		3:44.308	1:11.586	1:10.845	1:21.877	109.3	10:55.448	3		3:44.847	1:12.118	1:10.721	1:22.008	97.9	10:54.803
4		2:03.162	38.921	41.434	42.807	233.7	12:58.610	4		2:02.344	38.996	40.426	42.922	229.7	12:57.147
5		2:02.713	38.928	40.801	42.984	220.4	15:01.323	5		2:02.333	38.934	40.598	42.801	226.4	14:59.480
6		2:10.680	38.819	43.128	48.733	231.2	17:12.003	6		2:11.733	38.685	42.405	50.643	237.3	17:11.213
7		3:49.658	1:03.154	1:19.947	1:26.557	155.8	21:01.661	7		3:49.527	1:02.821	1:20.541	1:26.165	151.4	21:00.740
8		3:56.021	1:14.442	1:15.997	1:25.582	93.8	24:57.682	8		3:55.645	1:15.047	1:15.320	1:25.278	88.3	24:56.385

11

Levente Révész

Dallara F320 Spiess **73**

Cian Shields

Dallara F320 Spiess

Team Motopark

Team Motopark

Lap	D	Time	Sector 1	Sector 2	Sector 3	T. Spd	Elapsed	Lap	D	Time	Sector 1	Sector 2	Sector 3	T. Spd	Elapsed
1		3:33.787	1:10.912	1:03.937	1:18.938	108.4	3:33.787	1		3:32.406	1:09.598	1:03.963	1:18.845	105.6	3:32.406
2		3:41.079	1:12.452	1:08.006	1:20.621	82.0	7:14.866	2		3:40.471	1:12.208	1:08.041	1:20.222	78.6	7:12.877
3		3:42.307	1:10.534	1:12.402	1:19.371	89.1	10:57.173	3		3:43.380	1:11.148	1:12.180	1:20.052	104.0	10:56.257
4		2:05.152	39.701	41.626	43.825	176.1	13:02.325	4		2:05.705	39.722	41.542	44.441	193.8	13:01.962
5		2:04.421	39.130	40.978	44.313	204.5	15:06.746	5		2:06.405	39.501	41.783	45.121	209.7	15:08.367
6		2:08.251	39.089	42.556	46.606	225.9	17:14.997	6		2:14.306	39.524	44.173	50.609	218.1	17:22.673
7		3:48.017	1:01.501	1:20.071	1:26.445	132.8	21:03.014	7		3:40.636	54.663	1:20.120	1:25.853	186.2	21:03.309
8		3:55.893	1:14.442	1:15.523	1:25.928	89.2	24:58.907	8		3:56.630	1:14.348	1:16.580	1:25.702	74.6	24:59.939

19

Noel Leon

Dallara F320 Spiess **84**

Francesco Simonazzi

Dallara F320 Spiess

Team Motopark

BVM Racing

Lap	D	Time	Sector 1	Sector 2	Sector 3	T. Spd	Elapsed	Lap	D	Time	Sector 1	Sector 2	Sector 3	T. Spd	Elapsed
1		3:28.438	1:05.279	1:04.141	1:19.018	108.1	3:28.438	1		3:33.189	1:10.261	1:04.099	1:18.829	107.5	3:33.189
2		3:40.857	1:11.142	1:08.296	1:21.419	98.3	7:09.295	2		3:40.752	1:12.407	1:07.637	1:20.708	81.8	7:13.941
3		3:45.255	1:12.370	1:10.627	1:22.258	92.8	10:54.550	3		3:42.832	1:10.826	1:12.186	1:19.820	111.4	10:56.773
4		2:01.933	38.818	40.667	42.448	233.7	12:56.483	4		2:03.913	39.383	41.481	43.049	203.7	13:00.686
5		2:01.197	38.529	40.191	42.477	239.4	14:57.680	5		2:02.699	38.545	41.023	43.131	233.2	15:03.385
6		2:12.593	38.600	43.513	50.480	237.3	17:10.273	6		2:09.063	38.805	41.700	48.558	225.9	17:12.448
7		3:50.089	1:03.217	1:20.349	1:26.523	134.4	21:00.362	7		3:49.595	1:03.272	1:20.062	1:26.261	161.6	21:02.043
8		3:55.532	1:14.664	1:15.594	1:25.274	90.0	24:55.894	8		3:56.133	1:14.437	1:15.973	1:25.723	93.5	24:58.176

23


Bryce Aron

Dallara F320 Spiess

Team Motopark

Lap	D	Time	Sector 1	Sector 2	Sector 3	T. Spd	Elapsed
1		3:30.729	1:07.686	1:04.468	1:18.575	103.1	3:30.729
2		3:41.239	1:12.721	1:07.382	1:21.136	88.2	7:11.968
3		3:43.781	1:11.344	1:11.354	1:21.083	110.8	10:55.749
4		2:03.816	39.947	41.374	42.495	204.1	12:59.565
5		2:09.916	40.149	41.757	48.010	233.2	15:09.481
6		2:14.702	40.565	43.563	50.574	163.1	17:24.183
7		3:39.942	53.924	1:20.550	1:25.468	158.5	21:04.125
8		3:56.292	1:14.440	1:17.458	1:24.394	67.5	25:00.417





Autodromo Nazionale Monza
Euroformula Open
Race - 1
Analysis by Lap



Num Lap Time Gap

Num	Lap Time	Gap
Lap 1		
19	3:28.438	
69	3:29.034	00.596
5	3:29.785	01.347
23	3:30.729	02.291
73	3:32.406	03.968
84	3:33.189	04.751
11	3:33.787	05.349

Num Lap Time Gap

Num	Lap Time	Gap
Lap 2		
19	3:40.857	
69	3:40.922	00.661
5	3:41.355	01.845
23	3:41.239	02.673
73	3:40.471	03.582
84	3:40.752	04.646
11	3:41.079	05.571

Num Lap Time Gap

Num	Lap Time	Gap
Lap 3		
19	3:45.255	
69	3:44.847	00.253
5	3:44.308	00.898
23	3:43.781	01.199
73	3:43.380	01.707
84	3:42.832	02.223
11	3:42.307	02.623

Num Lap Time Gap

Num	Lap Time	Gap
Lap 4		
19	2:01.933	
69	2:02.344	00.664
5	2:03.162	02.127
23	2:03.816	03.082
84	2:03.913	04.203
73	2:05.705	05.479
11	2:05.152	05.842

Num Lap Time Gap

Num	Lap Time	Gap
Lap 5		
19	2:01.197	
69	2:02.333	01.800
5	2:02.713	03.643
84	2:02.699	05.705
11	2:04.421	09.066
73	2:06.405	10.687
23	2:09.916	11.801

Num Lap Time Gap

Num	Lap Time	Gap
Lap 6		
19	2:12.593	
69	2:11.733	00.940
5	2:10.680	01.730
84	2:09.063	02.175
11	2:08.251	04.724
73	2:14.306	12.400
23	2:14.702	13.910






Autodromo Nazionale Monza
Euroformula Open
Race - 1
Best Sectors Results





Sector - 1				Sector - 2				Sector - 3				Ideal Lap vs Best Lap			
Clas	Nº	Driver	Time	Nº	Driver	Time	Nº	Driver	Time	Clas	Nº	Driver	Ideal Lap	Best Lap	Clas
1	19	Noel Leon	38.529	19	Noel Leon	40.191	19	Noel Leon	42.448	1	19	Noel Leon	2:01.168	2:01.197	1
2	84	Francesco Simonazzi	38.545	69	Joshua Dufek	40.426	23	Bryce Aron	42.495	2	69	Joshua Dufek	2:01.912	2:02.333	2
3	69	Joshua Dufek	38.685	5	Charlie Wurz	40.801	69	Joshua Dufek	42.801	3	5	Charlie Wurz	2:02.427	2:02.713	4
4	5	Charlie Wurz	38.819	11	Levente Révész	40.978	5	Charlie Wurz	42.807	4	84	Francesco Simonazzi	2:02.617	2:02.699	3
5	11	Levente Révész	39.089	84	Francesco Simonazzi	41.023	84	Francesco Simonazzi	43.049	5	23	Bryce Aron	2:03.816	2:03.816	5
6	73	Cian Shields	39.501	23	Bryce Aron	41.374	11	Levente Révész	43.825	6	11	Levente Révész	2:03.892	2:04.421	6
7	23	Bryce Aron	39.947	73	Cian Shields	41.542	73	Cian Shields	44.441	7	73	Cian Shields	2:05.484	2:05.705	7





Autodromo Nazionale Monza
Euroformula Open
Race - 1
Leader Sequence



N°	Driver	Nat	Cat	Clas	Team	Nat	Vehicle	Start Lap	End Lap	Laps	Total Laps
19	Noel Leon	 MEX			Team Motopark	 DEU	Dallara F320 Spiess	1	8	8	8






Autodromo Nazionale Monza
Euroformula Open
Race - 1
Best 5 Lap Times



Cls	N°	Driver	Nat	Cat	Cls	Team	Nat	Vehicle	Best 1		Best 2		Best 3		Best 4		Best 5		
									Time	Lap	Time	Lap	Time	Lap	Time	Lap	Time	Lap	
1	19	Noel Leon		MEX		Team Motopark		DEU	Dallara F320 Spiess	2:01.197	5	2:01.933	4	2:12.593	6	3:28.438	1	3:40.857	2
2	69	Joshua Dufek		CHE		CryptoTower Racing		JPN	Dallara F320 Spiess	2:02.333	5	2:02.344	4	2:11.733	6	3:29.034	1	3:40.922	2
3	84	Francesco Simonazzi		ITA		BVM Racing		ITA	Dallara F320 Spiess	2:02.699	5	2:03.913	4	2:09.063	6	3:33.189	1	3:40.752	2
4	5	Charlie Wurz		AUT		CryptoTower Racing		JPN	Dallara F320 Spiess	2:02.713	5	2:03.162	4	2:10.680	6	3:29.785	1	3:41.355	2
5	23	Bryce Aron		USA		Team Motopark		DEU	Dallara F320 Spiess	2:03.816	4	2:09.916	5	2:14.702	6	3:30.729	1	3:39.942	7
6	11	Levente Révész		HUN		Team Motopark		DEU	Dallara F320 Spiess	2:04.421	5	2:05.152	4	2:08.251	6	3:33.787	1	3:41.079	2
7	73	Cian Shields		GBR		Team Motopark		DEU	Dallara F320 Spiess	2:05.705	4	2:06.405	5	2:14.306	6	3:32.406	1	3:40.471	2





Autodromo Nazionale Monza
Euroformula Open
Race - 1
Best 5 Top Speeds



Clas	Nº	Driver	Nat	Cat	Cls	Team	Nat	Vehicle	Top 1		Top 2		Top 3		Top 4		Top 5		Avg	
									Km/h	Lap	Km/h	Lap	Km/h	Lap	Km/h	Lap	Km/h	Lap		
1	19	Noel Leon		MEX		Team Motopark		DEU	Dallara F320 Spiess	239.4	5	237.3	6	233.7	4	134.4	7	108.1	1	190.6
2	69	Joshua Dufek		CHE		CryptoTower Racing Team		JPN	Dallara F320 Spiess	237.3	6	229.7	4	226.4	5	151.4	7	109.2	1	190.8
3	5	Charlie Wurz		AUT		CryptoTower Racing Team		JPN	Dallara F320 Spiess	233.7	4	231.2	6	220.4	5	155.8	7	109.3	3	190.1
4	23	Bryce Aron		USA		Team Motopark		DEU	Dallara F320 Spiess	233.2	5	204.1	4	163.1	6	158.5	7	110.8	3	174.0
5	84	Francesco Simonazzi		ITA		BVM Racing		ITA	Dallara F320 Spiess	233.2	5	225.9	6	203.7	4	161.6	7	111.4	3	187.2
6	11	Levente Révész		HUN		Team Motopark		DEU	Dallara F320 Spiess	225.9	6	204.5	5	176.1	4	132.8	7	108.4	1	169.5
7	73	Cian Shields		GBR		Team Motopark		DEU	Dallara F320 Spiess	218.1	6	209.7	5	193.8	4	186.2	7	105.6	1	182.7





Autodromo Nazionale Monza
Euroformula Open
Race - 1
Fastest Laps Sequence



Lap	Time of Day	Session Time	N° Driver	Nat	Cat	Team	Nat	Vehicle	Time	Km/h
4	14:10:00.161	12:56.161	19 Noel Leon		MEX	Team Motopark		DEU Dallara F320 Spiess	2:01.933	171.0
5	14:12:01.358	14:57.358	19 Noel Leon		MEX	Team Motopark		DEU Dallara F320 Spiess	2:01.197	172.0






Autodromo Nazionale Monza
Euroformula Open
Race - 1
Event Best Maximum Speed



N°	Driver	Nat	Cat	Clas	Team	Nat	Vehicle	Km/h	Session
73	Cian Shields		GBR		Team Motopark		DEU Dallara F320 Spiess	258.9	Qualifying
23	Bryce Aron		USA		Team Motopark		DEU Dallara F320 Spiess	258.3	Qualifying
19	Noel Leon		MEX		Team Motopark		DEU Dallara F320 Spiess	257.7	Qualifying
5	Charlie Wurz		AUT		CryptoTower Racing Team		JPN Dallara F320 Spiess	256.5	Free Practice - 1
69	Joshua Dufek		CHE		CryptoTower Racing Team		JPN Dallara F320 Spiess	255.9	Qualifying
11	Levente Révész		HUN		Team Motopark		DEU Dallara F320 Spiess	254.7	Qualifying
84	Francesco Simonazzi		ITA		BVM Racing		ITA Dallara F320 Spiess	253.5	Free Practice - 1






Autodromo Nazionale Monza
Euroformula Open
Race - 1
Lap Chart



LAP

Nr	Pos	Grid	1	2	3	4	5	6	7	8
19	1	19	19	19	19	19	19	19	19	19
69	2	69	69	69	69	69	69	69	69	69
5	3	5	5	5	5	5	5	5	5	5
23	4	23	23	23	23	84	84	84	84	84
73	5	73	73	73	84	11	11	11	11	11
84	6	84	84	84	73	73	73	73	73	73
11	7	11	11	11	11	23	23	23	23	23

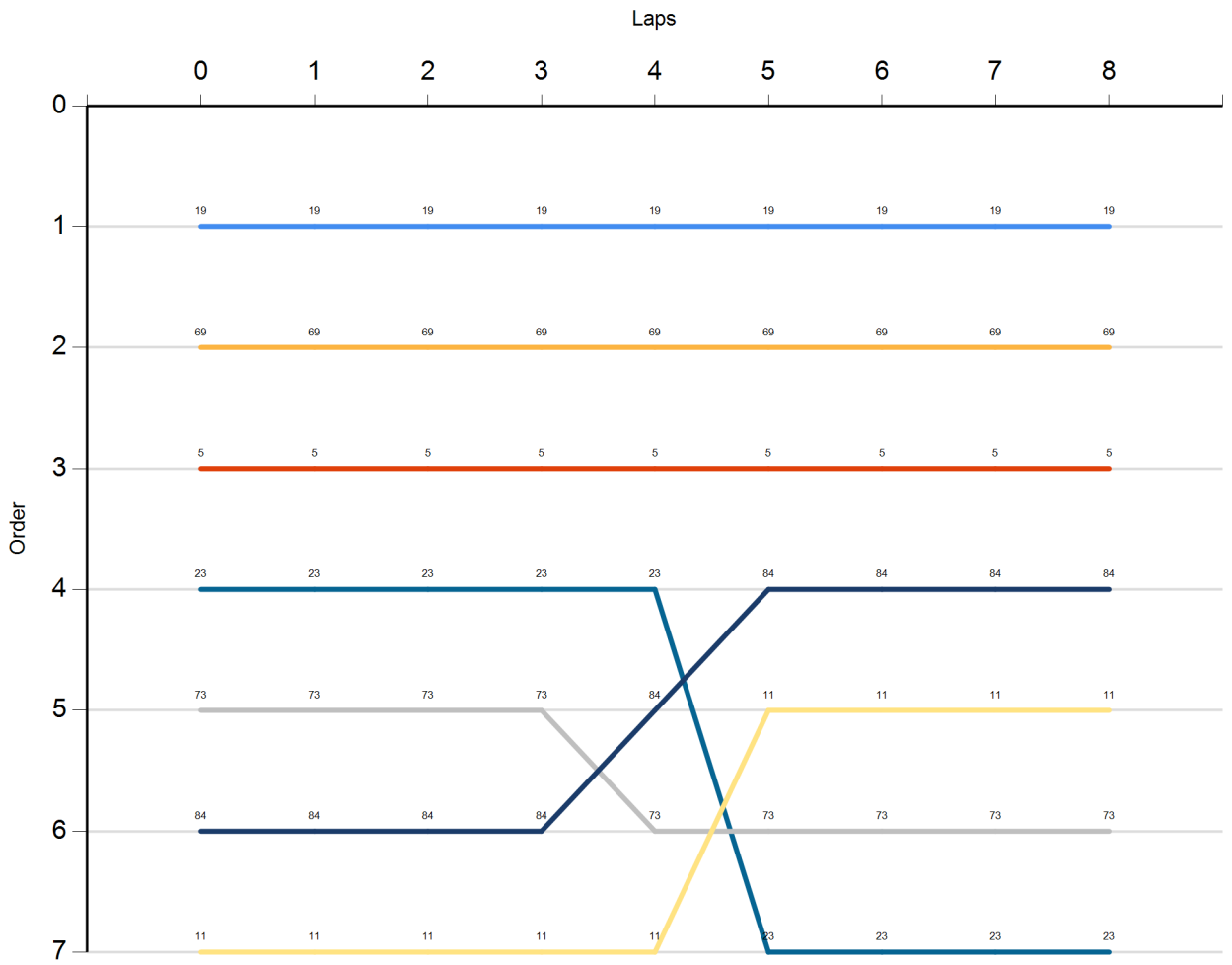




Autodromo Nazionale Monza
Euroformula Open
Race - 1
Graphic Lap Chart



- 19
- 69
- 5
- 23
- 73
- 84
- 11






Autodromo Nazionale Monza
Euroformula Open
Race - 1
Pit Stop Analysis



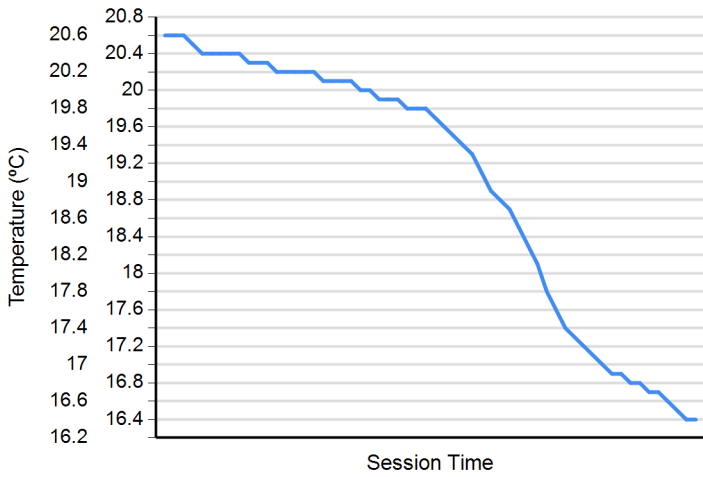
Autodromo Nazionale Monza 5.793 m.

Or d.	Nr.	In Day	Time	Driver	Nat	Cat	Team	Nat	Vehicle	In Time	Stop N°	Pit Time	Handicap	Dif.
----------	-----	--------	------	--------	-----	-----	------	-----	---------	---------	---------	----------	----------	------

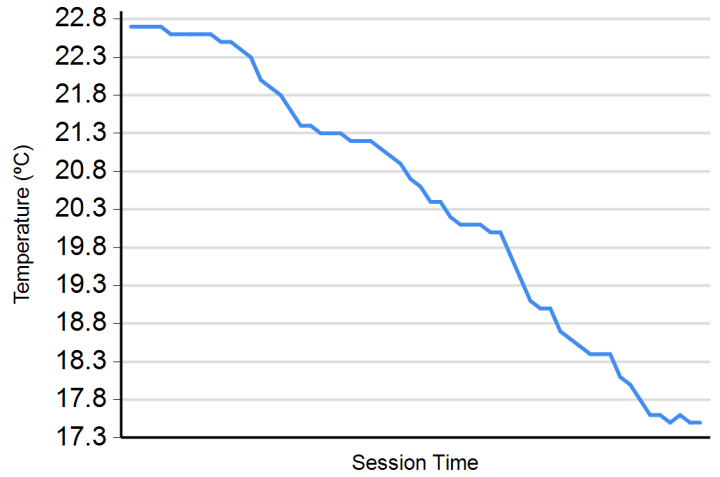




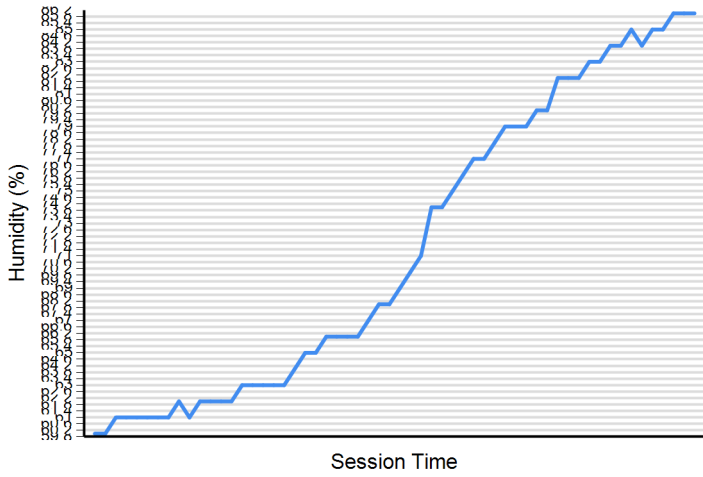
Air Temperature



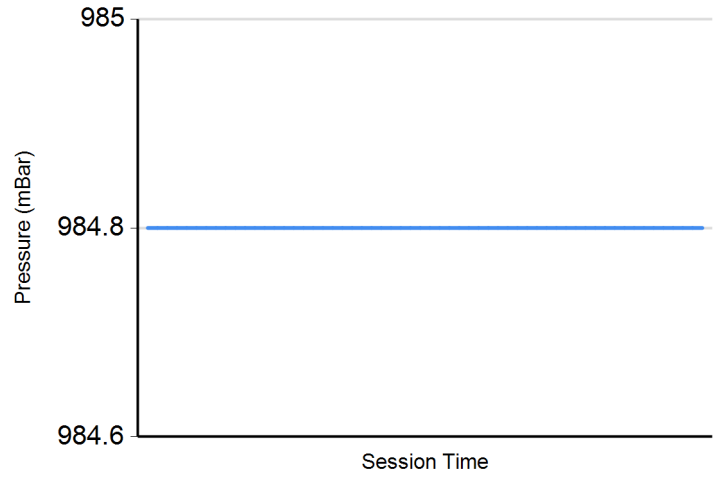
Track Temperature



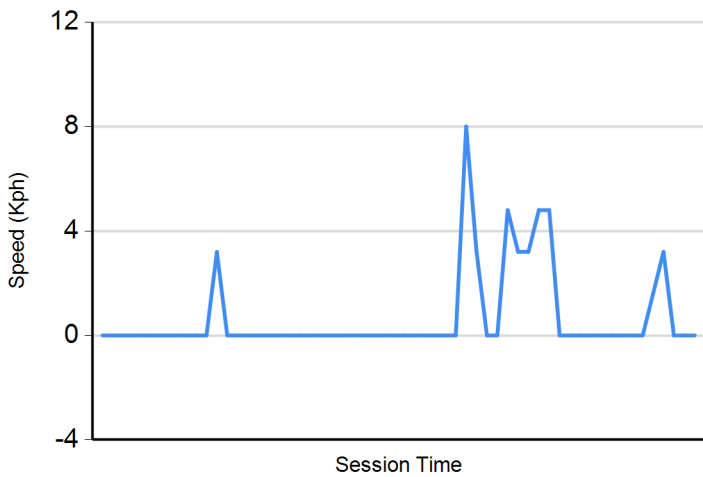
Humidity



Pressure



Wind Speed



Wind direction

North = 0°/360° Est = 90° South = 180° West = 270°

