



Autodromo Nazionale Monza
Euroformula Open
Free Practice - 2
Provisional Results



Autodromo Nazionale Monza 5.793 m.

| Clas | Nº | Driver | Nat | Cat | Clas | Team | Nat | Vehicle | Laps | Best | Time | Gap | Interval | Km/h |
|------|----|---------------------|-----|-----|------|-------------------------|-----|---------------------|------|------|----------|-------|----------|-------|
| 1 | 69 | Joshua Dufek | | CHE | | CryptoTower Racing Team | | Dallara F320 Spiess | 18 | 17 | 1:55.832 | | | 180.0 |
| 2 | 19 | Noel Leon | | MEX | | Team Motopark | | Dallara F320 Spiess | 17 | 16 | 1:56.024 | 0.192 | 0.192 | 179.7 |
| 3 | 84 | Francesco Simonazzi | | ITA | | BVM Racing | | Dallara F320 Spiess | 18 | 17 | 1:56.166 | 0.334 | 0.142 | 179.5 |
| 4 | 73 | Cian Shields | | GBR | | Team Motopark | | Dallara F320 Spiess | 20 | 18 | 1:56.504 | 0.672 | 0.338 | 179.0 |
| 5 | 5 | Charlie Wurz | | AUT | | CryptoTower Racing Team | | Dallara F320 Spiess | 20 | 19 | 1:56.599 | 0.767 | 0.095 | 178.8 |
| 6 | 11 | Levente Révész | | HUN | | Team Motopark | | Dallara F320 Spiess | 20 | 19 | 1:56.986 | 1.154 | 0.387 | 178.2 |
| 7 | 23 | Bryce Aron | | USA | | Team Motopark | | Dallara F320 Spiess | 18 | 17 | 1:57.324 | 1.492 | 0.338 | 177.7 |

*** PENALTIES**

CAR 69 TIME 2:00.458 DELETED CUTTING T4-5

Published at:.....

Track Temp: 23.0 °C Air Temp: 21.9 °C Humidity: 84 % Track Status: WET

Race Director:

Neus Santamaría Sanromà

DPB-0819-ESP/CAT

Timekeeper:

Luis Garcia

JOB-1605-ESP/M





Autodromo Nazionale Monza
Euroformula Open
Free Practice - 2



Provisional Results by Category

| Clas | Nº | Driver | Nat | Cat | Clas | Team | Nat | Vehicle | Laps | Best | Time | Gap | Interval | Km/h |
|------|----|---------------------|-----|-----|------|-------------------------|-----|---------------------|------|------|----------|-------|----------|-------|
| 1 | 69 | Joshua Dufek | | CHE | | CryptoTower Racing Team | | Dallara F320 Spiess | 18 | 17 | 1:55.832 | | | 180.0 |
| 2 | 19 | Noel Leon | | MEX | | Team Motopark | | Dallara F320 Spiess | 17 | 16 | 1:56.024 | 0.192 | 0.192 | 179.7 |
| 3 | 84 | Francesco Simonazzi | | ITA | | BVM Racing | | Dallara F320 Spiess | 18 | 17 | 1:56.166 | 0.334 | 0.142 | 179.5 |
| 4 | 73 | Cian Shields | | GBR | | Team Motopark | | Dallara F320 Spiess | 20 | 18 | 1:56.504 | 0.672 | 0.338 | 179.0 |
| 5 | 5 | Charlie Wurz | | AUT | | CryptoTower Racing Team | | Dallara F320 Spiess | 20 | 19 | 1:56.599 | 0.767 | 0.095 | 178.8 |
| 6 | 11 | Levente Révész | | HUN | | Team Motopark | | Dallara F320 Spiess | 20 | 19 | 1:56.986 | 1.154 | 0.387 | 178.2 |
| 7 | 23 | Bryce Aron | | USA | | Team Motopark | | Dallara F320 Spiess | 18 | 17 | 1:57.324 | 1.492 | 0.338 | 177.7 |

*** PENALTIES**

CAR 69 TIME 2:00.458 DELETED CUTTING T4-5

Published at:.....

Track Temp: 23.0 °C Air Temp: 21.9 °C Humidity: 84 % Track Status: WET

Race Director:

Neus Santamaría Sanromà

DPB-0819-ESP/CAT

Timekeeper:

Luis Garcia
 JOB-1605-ESP/M





Autodromo Nazionale Monza
Euroformula Open
Free Practice - 2
Lap Analysis



5

Charlie Wurz

Dallara F320 Spiess **19**

Noel Leon

Dallara F320 Spiess

CryptoTower Racing Team

Team Motopark

| Lap | D | Time | Sector 1 | Sector 2 | Sector 3 | T. Spd | Elapsed | Lap | D | Time | Sector 1 | Sector 2 | Sector 3 | T. Spd | Elapsed | | | |
|-----|---|--------------|--------------|----------|----------|--------|--------------|---------------|---|--------------|--------------|----------|----------|--------|--------------|--|--|---------------------|
| 1 | | 15:40:20.859 | 15:38:51.835 | 44.998 | 44.026 | 165.8 | 15:40:20.859 | 1 | | 15:39:40.232 | 15:38:06.500 | 50.499 | 43.233 | 163.8 | 15:39:40.232 | | | |
| 2 | | 2:04.695 | 40.279 | 42.205 | 42.211 | 222.2 | 15:42:25.554 | 2 | | 2:05.050 | 39.619 | 43.160 | 42.271 | 222.6 | 15:41:45.282 | | | |
| 3 | | 2:03.417 | 39.495 | 41.767 | 42.155 | 228.8 | 15:44:28.971 | 3 | | 2:06.840 | 42.911 | 41.875 | 42.054 | 233.2 | 15:43:52.122 | | | |
| 4 | | 2:02.060 | 39.105 | 41.465 | 41.490 | 234.2 | 15:46:31.031 | 4 | | 2:01.424 | 38.794 | 41.363 | 41.267 | 234.2 | 15:45:53.546 | | | |
| 5 | | 2:01.616 | 38.951 | 41.158 | 41.507 | 235.2 | 15:48:32.647 | 5 | | 2:01.549 | 39.009 | 41.062 | 41.478 | 233.7 | 15:47:55.095 | | | |
| 6 | | 2:01.112 | 39.027 | 40.896 | 41.189 | 223.6 | 15:50:33.759 | 6 | | 2:00.708 | 38.595 | 40.978 | 41.135 | 233.7 | 15:49:55.803 | | | |
| 7 | | 2:00.324 | 38.696 | 40.586 | 41.042 | 234.7 | 15:52:34.083 | 7 | | 2:01.304 | 39.096 | 40.729 | 41.479 | 234.7 | 15:51:57.107 | | | |
| 8 | | 1:59.808 | 38.616 | 40.372 | 40.820 | 235.8 | 15:54:33.891 | 8 | | 2:07.106 P | 38.635 | 40.455 | 48.016 | 235.2 | 15:54:04.213 | | | |
| 9 | | 2:09.923 P | 40.208 | 40.196 | 49.519 | 236.3 | 15:56:43.814 | 9 | | 7:41.272 | 6:19.180 | 40.633 | 41.459 | 194.9 | 16:01:45.485 | | | |
| 10 | | 3:53.499 | 2:32.224 | 40.136 | 41.139 | 200.0 | 16:00:37.313 | 10 | | 1:58.537 | 38.647 | 39.537 | 40.353 | 233.7 | 16:03:44.022 | | | |
| 11 | | 1:59.231 | 38.685 | 40.003 | 40.543 | 235.2 | 16:02:36.544 | 11 | | 1:58.181 | 38.699 | 39.474 | 40.008 | 235.2 | 16:05:42.203 | | | |
| 12 | | 1:59.027 | 38.634 | 39.797 | 40.596 | 235.2 | 16:04:35.571 | 12 | | 1:57.075 | 38.229 | 39.022 | 39.824 | 235.8 | 16:07:39.278 | | | |
| 13 | | 2:14.895 | 45.128 | 46.866 | 42.901 | 169.5 | 16:06:50.466 | 13 | | 2:06.707 P | 38.278 | 39.186 | 49.243 | 236.3 | 16:09:45.985 | | | |
| 14 | | 1:57.996 | 38.350 | 39.495 | 40.151 | 235.8 | 16:08:48.462 | 14 | | 5:08.211 | 3:49.312 | 39.181 | 39.718 | 196.3 | 16:14:54.196 | | | |
| 15 | | 1:57.525 | 38.407 | 39.134 | 39.984 | 236.3 | 16:10:45.987 | 15 | | 1:56.669 | 38.285 | 38.779 | 39.605 | 236.8 | 16:16:50.865 | | | |
| 16 | | 2:15.153 | 45.359 | 46.784 | 43.010 | 162.6 | 16:13:01.140 | 16 | | 1:56.024 | 38.031 | 38.529 | 39.464 | 236.3 | 16:18:46.889 | | | |
| 17 | | 1:57.050 | 38.301 | 38.908 | 39.841 | 236.8 | 16:14:58.190 | 17 | | 2:04.036 P | 37.988 | 38.288 | 47.760 | 236.8 | 16:20:50.925 | | | |
| 18 | | 1:56.926 | 38.143 | 38.858 | 39.925 | 237.3 | 16:16:55.116 | 23 | | | | | | | | | | |
| 19 | | 1:56.599 | 38.338 | 38.467 | 39.794 | 236.8 | 16:18:51.715 | Bryce Aron | | | | | | | | | | Dallara F320 Spiess |
| 20 | | 2:09.573 P | 38.296 | 39.151 | 52.126 | 236.8 | 16:21:01.288 | Team Motopark | | | | | | | | | | |

11


Levente Révész

Dallara F320 Spiess

Team Motopark

| Lap | D | Time | Sector 1 | Sector 2 | Sector 3 | T. Spd | Elapsed | Lap | D | Time | Sector 1 | Sector 2 | Sector 3 | T. Spd | Elapsed |
|-----|---|--------------|--------------|----------|----------|--------|--------------|-----|---|--------------|--------------|----------|----------|--------|--------------|
| 1 | | 15:40:02.862 | 15:38:30.916 | 46.029 | 45.917 | 142.6 | 15:40:02.862 | 1 | | 15:39:55.798 | 15:38:26.823 | 44.966 | 44.009 | 172.8 | 15:39:55.798 |
| 2 | | 2:08.121 | 40.989 | 43.252 | 43.880 | 202.2 | 15:42:10.983 | 2 | | 2:04.842 | 39.769 | 42.537 | 42.536 | 198.8 | 15:42:00.640 |
| 3 | | 2:05.773 | 39.523 | 43.146 | 43.104 | 234.2 | 15:44:16.756 | 3 | | 2:04.116 | 39.338 | 42.474 | 42.304 | 224.5 | 15:44:04.756 |
| 4 | | 2:03.199 | 38.841 | 42.033 | 42.325 | 236.3 | 15:46:19.955 | 4 | | 2:03.504 | 39.596 | 41.736 | 42.172 | 210.9 | 15:46:08.260 |
| 5 | | 2:02.666 | 38.722 | 42.079 | 41.865 | 238.9 | 15:48:22.621 | 5 | | 2:02.610 | 39.106 | 41.691 | 41.813 | 233.7 | 15:48:10.870 |
| 6 | | 2:01.458 | 38.655 | 41.329 | 41.474 | 237.3 | 15:50:24.079 | 6 | | 2:02.006 | 39.083 | 41.543 | 41.380 | 232.7 | 15:50:12.876 |
| 7 | | 2:01.801 | 38.457 | 41.852 | 41.492 | 238.4 | 15:52:25.880 | 7 | | 2:01.582 | 39.049 | 41.103 | 41.430 | 233.2 | 15:52:14.458 |
| 8 | | 2:02.254 | 39.663 | 41.188 | 41.403 | 238.9 | 15:54:28.134 | 8 | | 2:00.984 | 38.818 | 41.000 | 41.166 | 233.7 | 15:54:15.442 |
| 9 | | 2:00.793 | 38.458 | 41.036 | 41.299 | 237.8 | 15:56:28.927 | 9 | | 2:00.625 | 38.838 | 40.681 | 41.106 | 233.7 | 15:56:16.067 |
| 10 | | 2:00.312 | 38.326 | 40.701 | 41.285 | 239.4 | 15:58:29.239 | 10 | | 2:08.301 P | 38.862 | 40.626 | 48.813 | 234.2 | 15:58:24.368 |
| 11 | | 2:10.213 P | 38.581 | 40.741 | 50.891 | 238.9 | 16:00:39.452 | 11 | | 7:31.772 | 6:09.074 | 41.343 | 41.355 | 195.2 | 16:05:56.140 |
| 12 | | 3:44.594 | 2:22.720 | 40.672 | 41.202 | 183.0 | 16:04:24.046 | 12 | | 1:59.641 | 38.659 | 40.145 | 40.837 | 234.7 | 16:07:55.781 |
| 13 | | 1:59.623 | 38.489 | 40.118 | 41.016 | 238.4 | 16:06:23.669 | 13 | | 1:58.901 | 38.549 | 39.873 | 40.479 | 235.2 | 16:09:54.682 |
| 14 | | 1:58.690 | 38.313 | 39.784 | 40.593 | 238.4 | 16:08:22.359 | 14 | | 1:58.105 | 38.494 | 39.391 | 40.220 | 236.3 | 16:11:52.787 |
| 15 | | 1:58.282 | 38.403 | 39.522 | 40.357 | 239.4 | 16:10:20.641 | 15 | | 1:58.139 | 38.435 | 39.217 | 40.487 | 236.3 | 16:13:50.926 |
| 16 | | 1:57.861 | 38.211 | 39.263 | 40.387 | 238.9 | 16:12:18.502 | 16 | | 2:07.882 | 43.964 | 42.381 | 41.537 | 235.8 | 16:15:58.808 |
| 17 | | 1:59.541 | 38.037 | 40.713 | 40.791 | 239.4 | 16:14:18.043 | 17 | | 1:57.324 | 38.356 | 38.976 | 39.992 | 236.3 | 16:17:56.132 |
| 18 | | 1:57.882 | 38.404 | 39.292 | 40.186 | 240.5 | 16:16:15.925 | 18 | | 2:05.509 P | 38.317 | 39.262 | 47.930 | 236.3 | 16:20:01.641 |
| 19 | | 1:56.986 | 37.816 | 39.206 | 39.964 | 240.5 | 16:18:12.911 | | | | | | | | |
| 20 | | 2:06.363 P | 38.031 | 39.264 | 49.068 | 240.5 | 16:20:19.274 | | | | | | | | |





Autodromo Nazionale Monza
Euroformula Open
Free Practice - 2
Lap Analysis



69

Joshua Dufek

Dallara F320 Spiess **84**

Francesco Simonazzi

Dallara F320 Spiess

CryptoTower Racing Team

BVM Racing

| Lap | D | Time | Sector 1 | Sector 2 | Sector 3 | T. Spd | Elapsed | Lap | D | Time | Sector 1 | Sector 2 | Sector 3 | T. Spd | Elapsed |
|-----|---|---------------------|--------------|----------|----------|--------|--------------|-----|---|--------------|--------------|----------|----------|--------|--------------|
| 1 | | 15:39:47.997 | 15:38:16.074 | 46.186 | 45.737 | 165.8 | 15:39:47.997 | 1 | | 15:39:38.051 | 15:38:07.452 | 47.393 | 43.206 | 149.7 | 15:39:38.051 |
| 2 | | 2:09.777 | 42.682 | 43.598 | 43.497 | 203.0 | 15:41:57.774 | 2 | | 2:12.894 | 39.780 | 47.167 | 45.947 | 193.5 | 15:41:50.945 |
| 3 | | 2:03.289 | 38.994 | 42.274 | 42.021 | 235.8 | 15:44:01.063 | 3 | | 2:11.723 | 42.296 | 44.201 | 45.226 | 197.0 | 15:44:02.668 |
| 4 | | 2:00.458 | 38.579 | 40.960 | 40.919 | 235.2 | 15:46:01.521 | 4 | | 2:14.902 | 47.178 | 43.538 | 44.186 | 163.3 | 15:46:17.570 |
| 5 | | 2:00.812 | 38.716 | 41.160 | 40.936 | 235.8 | 15:48:02.333 | 5 | | 2:14.628 | 39.069 | 50.910 | 44.649 | 237.8 | 15:48:32.198 |
| 6 | | 2:00.543 | 38.806 | 40.964 | 40.773 | 235.8 | 15:50:02.876 | 6 | | 2:05.382 | 40.449 | 43.548 | 41.385 | 236.8 | 15:50:37.580 |
| 7 | | 1:59.269 | 38.477 | 40.000 | 40.792 | 236.3 | 15:52:02.145 | 7 | | 2:02.450 | 39.360 | 41.072 | 42.018 | 236.8 | 15:52:40.030 |
| 8 | | 1:59.387 | 38.447 | 40.149 | 40.791 | 237.3 | 15:54:01.532 | 8 | | 2:00.066 | 38.687 | 40.572 | 40.807 | 237.8 | 15:54:40.096 |
| 9 | | 2:05.631 P | 38.190 | 40.078 | 47.363 | 236.8 | 15:56:07.163 | 9 | | 1:59.406 | 38.352 | 40.381 | 40.673 | 241.0 | 15:56:39.502 |
| 10 | | 5:59.958 P | 4:28.683 | 41.875 | 49.400 | 195.2 | 16:02:07.121 | 10 | | 1:59.781 | 38.361 | 40.707 | 40.713 | 238.9 | 15:58:39.283 |
| 11 | | 3:29.915 | 2:09.105 | 40.740 | 40.070 | 71.5 | 16:05:37.036 | 11 | | 1:58.923 | 38.501 | 40.000 | 40.422 | 238.4 | 16:00:38.206 |
| 12 | | 1:58.028 | 38.067 | 40.033 | 39.928 | 237.8 | 16:07:35.064 | 12 | | 2:05.613 P | 38.712 | 40.174 | 46.727 | 222.6 | 16:02:43.819 |
| 13 | | 2:05.938 | 38.858 | 44.676 | 42.404 | 237.8 | 16:09:41.002 | 13 | | 7:38.290 | 6:18.673 | 39.551 | 40.066 | 200.7 | 16:10:22.109 |
| 14 | | 1:56.692 | 38.056 | 38.965 | 39.671 | 237.8 | 16:11:37.694 | 14 | | 1:56.936 | 38.059 | 38.918 | 39.959 | 239.4 | 16:12:19.045 |
| 15 | | 2:17.683 | 38.682 | 52.632 | 46.369 | 238.4 | 16:13:55.377 | 15 | | 1:57.321 | 37.932 | 39.374 | 40.015 | 242.6 | 16:14:16.366 |
| 16 | | 1:56.340 | 37.906 | 38.996 | 39.438 | 238.4 | 16:15:51.717 | 16 | | 1:56.543 | 38.155 | 38.744 | 39.644 | 239.4 | 16:16:12.909 |
| 17 | | 1:55.832 | 37.890 | 38.533 | 39.409 | 239.4 | 16:17:47.549 | 17 | | 1:56.166 | 37.954 | 38.666 | 39.546 | 238.9 | 16:18:09.075 |
| 18 | | 2:04.123 P | 37.898 | 39.323 | 46.902 | 238.4 | 16:19:51.672 | 18 | | 2:04.502 P | 38.033 | 38.822 | 47.647 | 239.4 | 16:20:13.577 |

73

Cian Shields

Dallara F320 Spiess

Team Motopark

| Lap | D | Time | Sector 1 | Sector 2 | Sector 3 | T. Spd | Elapsed |
|-----|---|--------------|--------------|----------|----------|--------|--------------|
| 1 | | 15:39:55.389 | 15:38:24.550 | 45.455 | 45.384 | 147.9 | 15:39:55.389 |
| 2 | | 2:08.910 | 41.361 | 44.637 | 42.912 | 191.8 | 15:42:04.299 |
| 3 | | 2:04.552 | 39.558 | 42.614 | 42.380 | 231.7 | 15:44:08.851 |
| 4 | | 2:03.355 | 39.278 | 41.997 | 42.080 | 234.7 | 15:46:12.206 |
| 5 | | 2:01.989 | 38.884 | 41.479 | 41.626 | 234.7 | 15:48:14.195 |
| 6 | | 2:01.550 | 38.774 | 41.241 | 41.535 | 233.7 | 15:50:15.745 |
| 7 | | 2:01.409 | 38.775 | 41.166 | 41.468 | 237.3 | 15:52:17.154 |
| 8 | | 2:00.914 | 38.656 | 40.838 | 41.420 | 237.3 | 15:54:18.068 |
| 9 | | 2:00.449 | 38.581 | 40.673 | 41.195 | 238.4 | 15:56:18.517 |
| 10 | | 2:07.790 P | 38.602 | 40.417 | 48.771 | 237.8 | 15:58:26.307 |
| 11 | | 4:13.134 | 2:51.519 | 40.770 | 40.845 | 156.5 | 16:02:39.441 |
| 12 | | 1:59.318 | 38.878 | 39.734 | 40.706 | 232.2 | 16:04:38.759 |
| 13 | | 1:58.777 | 38.720 | 39.826 | 40.231 | 238.4 | 16:06:37.536 |
| 14 | | 1:58.099 | 38.326 | 39.398 | 40.375 | 236.8 | 16:08:35.635 |
| 15 | | 1:57.787 | 38.370 | 39.225 | 40.192 | 237.8 | 16:10:33.422 |
| 16 | | 1:57.399 | 38.227 | 38.914 | 40.258 | 236.8 | 16:12:30.821 |
| 17 | | 1:57.229 | 38.393 | 38.892 | 39.944 | 236.8 | 16:14:28.050 |
| 18 | | 1:56.504 | 38.097 | 38.596 | 39.811 | 238.4 | 16:16:24.554 |
| 19 | | 1:56.553 | 38.249 | 38.502 | 39.802 | 239.4 | 16:18:21.107 |
| 20 | | 2:05.390 P | 38.134 | 38.641 | 48.615 | 239.4 | 16:20:26.497 |






Autodromo Nazionale Monza
Euroformula Open
Free Practice - 2
Best Sectors Results



| Sector - 1 | | | Sector - 2 | | | Sector - 3 | | | Ideal Lap vs Best Lap | | | | | | |
|------------|----|---------------------|------------|----|---------------------|------------|----|---------------------|-----------------------|------|----|---------------------|-----------|----------|------|
| Clas | Nº | Driver | Time | Nº | Driver | Time | Nº | Driver | Time | Clas | Nº | Driver | Ideal Lap | Best Lap | Clas |
| 1 | 11 | Levente Révész | 37.816 | 19 | Noel Leon | 38.288 | 69 | Joshua Dufek | 39.409 | 1 | 19 | Noel Leon | 1:55.740 | 1:56.024 | 2 |
| 2 | 69 | Joshua Dufek | 37.890 | 5 | Charlie Wurz | 38.467 | 19 | Noel Leon | 39.464 | 2 | 69 | Joshua Dufek | 1:55.832 | 1:55.832 | 1 |
| 3 | 84 | Francesco Simonazzi | 37.932 | 73 | Cian Shields | 38.502 | 84 | Francesco Simonazzi | 39.546 | 3 | 84 | Francesco Simonazzi | 1:56.144 | 1:56.166 | 3 |
| 4 | 19 | Noel Leon | 37.988 | 69 | Joshua Dufek | 38.533 | 5 | Charlie Wurz | 39.794 | 4 | 73 | Cian Shields | 1:56.401 | 1:56.504 | 4 |
| 5 | 73 | Cian Shields | 38.097 | 84 | Francesco Simonazzi | 38.666 | 73 | Cian Shields | 39.802 | 5 | 5 | Charlie Wurz | 1:56.404 | 1:56.599 | 5 |
| 6 | 5 | Charlie Wurz | 38.143 | 23 | Bryce Aron | 38.976 | 11 | Levente Révész | 39.964 | 6 | 11 | Levente Révész | 1:56.986 | 1:56.986 | 6 |
| 7 | 23 | Bryce Aron | 38.317 | 11 | Levente Révész | 39.206 | 23 | Bryce Aron | 39.992 | 7 | 23 | Bryce Aron | 1:57.285 | 1:57.324 | 7 |






Autodromo Nazionale Monza
Euroformula Open
Free Practice - 2
Best 5 Lap Times



| Cls | N° | Driver | Nat | Cat | Cls | Team | Nat | Vehicle | Best 1 | | Best 2 | | Best 3 | | Best 4 | | Best 5 | | |
|-----|----|---------------------|-----|-----|-----|--------------------|-----|---------|---------------------|----------|--------|----------|--------|----------|--------|----------|--------|----------|----|
| | | | | | | | | | Time | Lap | Time | Lap | Time | Lap | Time | Lap | Time | Lap | |
| 1 | 69 | Joshua Dufek | | CH | | CryptoTower Racing | | JPN | Dallara F320 Spiess | 1:55.832 | 17 | 1:56.340 | 16 | 1:56.692 | 14 | 1:58.028 | 12 | 1:59.269 | 7 |
| 2 | 19 | Noel Leon | | MEX | | Team Motopark | | DEU | Dallara F320 Spiess | 1:56.024 | 16 | 1:56.669 | 15 | 1:57.075 | 12 | 1:58.181 | 11 | 1:58.537 | 10 |
| 3 | 84 | Francesco Simonazzi | | ITA | | BVM Racing | | ITA | Dallara F320 Spiess | 1:56.166 | 17 | 1:56.543 | 16 | 1:56.936 | 14 | 1:57.321 | 15 | 1:58.923 | 11 |
| 4 | 73 | Cian Shields | | GBR | | Team Motopark | | DEU | Dallara F320 Spiess | 1:56.504 | 18 | 1:56.553 | 19 | 1:57.229 | 17 | 1:57.399 | 16 | 1:57.787 | 15 |
| 5 | 5 | Charlie Wurz | | AUT | | CryptoTower Racing | | JPN | Dallara F320 Spiess | 1:56.599 | 19 | 1:56.926 | 18 | 1:57.050 | 17 | 1:57.525 | 15 | 1:57.996 | 14 |
| 6 | 11 | Levente Révész | | HUN | | Team Motopark | | DEU | Dallara F320 Spiess | 1:56.986 | 19 | 1:57.861 | 16 | 1:57.882 | 18 | 1:58.282 | 15 | 1:58.690 | 14 |
| 7 | 23 | Bryce Aron | | USA | | Team Motopark | | DEU | Dallara F320 Spiess | 1:57.324 | 17 | 1:58.105 | 14 | 1:58.139 | 15 | 1:58.901 | 13 | 1:59.641 | 12 |






Autodromo Nazionale Monza
Euroformula Open
Free Practice - 2
Best 5 Top Speeds



| Clas | Nº | Driver | Nat | Cat | Cls | Team | Nat | Vehicle | Top 1 | | Top 2 | | Top 3 | | Top 4 | | Top 5 | | Avg |
|------|----|---------------------|-----|-----|-----|-------------------------|-----|---------------------|-------|-----|-------|-----|-------|-----|-------|-----|-------|-----|-------|
| | | | | | | | | | Km/h | Lap | Km/h | Lap | Km/h | Lap | Km/h | Lap | Km/h | Lap | |
| 1 | 84 | Francesco Simonazzi | | ITA | | BVM Racing | | Dallara F320 Spiess | 242.6 | 15 | 241.0 | 9 | 239.4 | 14 | 239.4 | 16 | 239.4 | 18 | 240.4 |
| 2 | 11 | Levente Révész | | HUN | | Team Motopark | | Dallara F320 Spiess | 240.5 | 18 | 240.5 | 19 | 240.5 | 20 | 239.4 | 10 | 239.4 | 15 | 240.1 |
| 3 | 69 | Joshua Dufek | | CHE | | CryptoTower Racing Team | | Dallara F320 Spiess | 239.4 | 17 | 238.4 | 15 | 238.4 | 16 | 238.4 | 18 | 237.8 | 12 | 238.5 |
| 4 | 73 | Cian Shields | | GBR | | Team Motopark | | Dallara F320 Spiess | 239.4 | 19 | 239.4 | 20 | 238.4 | 9 | 238.4 | 13 | 238.4 | 18 | 238.8 |
| 5 | 5 | Charlie Wurz | | AUT | | CryptoTower Racing Team | | Dallara F320 Spiess | 237.3 | 18 | 236.8 | 17 | 236.8 | 19 | 236.8 | 20 | 236.3 | 9 | 236.8 |
| 6 | 19 | Noel Leon | | MEX | | Team Motopark | | Dallara F320 Spiess | 236.8 | 15 | 236.8 | 17 | 236.3 | 13 | 236.3 | 16 | 235.8 | 12 | 236.4 |
| 7 | 23 | Bryce Aron | | USA | | Team Motopark | | Dallara F320 Spiess | 236.3 | 14 | 236.3 | 15 | 236.3 | 17 | 236.3 | 18 | 235.8 | 16 | 236.2 |





Autodromo Nazionale Monza
Euroformula Open
Free Practice - 2
Fastest Laps Sequence



| Lap | Time of Day | Session Time | N° | Driver | Nat | Cat | Team | Nat | Vehicle | Time | Km/h |
|-----|--------------|--------------|----|---------------------|-----|-----|-------------------------|-----|---------------------|----------|-------|
| 2 | 15:41:45.282 | 4:45.282 | 19 | Noel Leon | MEX | | Team Motopark | DEU | Dallara F320 Spiess | 2:05.050 | 166.7 |
| 2 | 15:42:00.640 | 5:00.640 | 23 | Bryce Aron | USA | | Team Motopark | DEU | Dallara F320 Spiess | 2:04.842 | 167.0 |
| 2 | 15:42:25.554 | 5:25.554 | 5 | Charlie Wurz | AUT | | CryptoTower Racing Team | JPN | Dallara F320 Spiess | 2:04.695 | 167.2 |
| 3 | 15:44:01.063 | 7:01.063 | 69 | Joshua Dufek | CHE | | CryptoTower Racing Team | JPN | Dallara F320 Spiess | 2:03.289 | 169.1 |
| 4 | 15:45:53.546 | 8:53.546 | 19 | Noel Leon | MEX | | Team Motopark | DEU | Dallara F320 Spiess | 2:01.424 | 171.7 |
| 5 | 15:48:02.333 | 11:02.333 | 69 | Joshua Dufek | CHE | | CryptoTower Racing Team | JPN | Dallara F320 Spiess | 2:00.812 | 172.6 |
| 6 | 15:49:55.803 | 12:55.803 | 19 | Noel Leon | MEX | | Team Motopark | DEU | Dallara F320 Spiess | 2:00.708 | 172.7 |
| 6 | 15:50:02.876 | 13:02.876 | 69 | Joshua Dufek | CHE | | CryptoTower Racing Team | JPN | Dallara F320 Spiess | 2:00.543 | 173.0 |
| 7 | 15:52:02.145 | 15:02.145 | 69 | Joshua Dufek | CHE | | CryptoTower Racing Team | JPN | Dallara F320 Spiess | 1:59.269 | 174.8 |
| 11 | 16:00:38.206 | 23:38.206 | 84 | Francesco Simonazzi | ITA | | BVM Racing | ITA | Dallara F320 Spiess | 1:58.923 | 175.3 |
| 10 | 16:03:44.022 | 26:44.022 | 19 | Noel Leon | MEX | | Team Motopark | DEU | Dallara F320 Spiess | 1:58.537 | 175.9 |
| 11 | 16:05:42.203 | 28:42.203 | 19 | Noel Leon | MEX | | Team Motopark | DEU | Dallara F320 Spiess | 1:58.181 | 176.4 |
| 12 | 16:07:35.064 | 30:35.064 | 69 | Joshua Dufek | CHE | | CryptoTower Racing Team | JPN | Dallara F320 Spiess | 1:58.028 | 176.6 |
| 12 | 16:07:39.278 | 30:39.278 | 19 | Noel Leon | MEX | | Team Motopark | DEU | Dallara F320 Spiess | 1:57.075 | 178.1 |
| 14 | 16:11:37.694 | 34:37.694 | 69 | Joshua Dufek | CHE | | CryptoTower Racing Team | JPN | Dallara F320 Spiess | 1:56.692 | 178.7 |
| 16 | 16:15:51.717 | 38:51.717 | 69 | Joshua Dufek | CHE | | CryptoTower Racing Team | JPN | Dallara F320 Spiess | 1:56.340 | 179.2 |
| 17 | 16:17:47.549 | 40:47.549 | 69 | Joshua Dufek | CHE | | CryptoTower Racing Team | JPN | Dallara F320 Spiess | 1:55.832 | 180.0 |





Autodromo Nazionale Monza
Euroformula Open
Free Practice - 2
Event Best Maximum Speed



| N° | Driver | Nat | Cat | Clas | Team | Nat | Vehicle | Km/h | Session |
|----|---------------------|-----|-----|------|-------------------------|-----|---------------------|-------|-------------------|
| 5 | Charlie Wurz | | AUT | | CryptoTower Racing Team | | Dallara F320 Spiess | 256.5 | Free Practice - 1 |
| 23 | Bryce Aron | | USA | | Team Motopark | | Dallara F320 Spiess | 256.5 | Free Practice - 1 |
| 73 | Cian Shields | | GBR | | Team Motopark | | Dallara F320 Spiess | 255.3 | Free Practice - 1 |
| 84 | Francesco Simonazzi | | ITA | | BVM Racing | | Dallara F320 Spiess | 253.5 | Free Practice - 1 |
| 11 | Levente Révész | | HUN | | Team Motopark | | Dallara F320 Spiess | 253.5 | Free Practice - 1 |
| 69 | Joshua Dufek | | CHE | | CryptoTower Racing Team | | Dallara F320 Spiess | 250.5 | Free Practice - 1 |
| 19 | Noel Leon | | MEX | | Team Motopark | | Dallara F320 Spiess | 242.6 | Free Practice - 1 |





Autodromo Nazionale Monza
Euroformula Open
Free Practice - 2
Pit Stop Analysis



5 Charlie Wurz Dallara F320 Spiess
 CryptoTower Racing Team

| N° | In Day Time | In Time | Out Time | Pit Time | T. Pit Time | Handicap | Diff. |
|----|--------------|--------------|--------------|----------|-------------|----------|-------|
| 1 | 15:56:37.086 | 15:56:37.086 | 15:58:38.084 | 2:00.998 | 2:00.998 | | |

11 Levente Révész Dallara F320 Spiess
 Team Motopark

| N° | In Day Time | In Time | Out Time | Pit Time | T. Pit Time | Handicap | Diff. |
|----|--------------|--------------|--------------|----------|-------------|----------|-------|
| 1 | 16:00:33.788 | 16:00:33.788 | 16:02:22.942 | 1:49.154 | 1:49.154 | | |

19 Noel Leon Dallara F320 Spiess
 Team Motopark

| N° | In Day Time | In Time | Out Time | Pit Time | T. Pit Time | Handicap | Diff. |
|----|--------------|--------------|--------------|----------|-------------|----------|-------|
| 1 | 15:53:58.762 | 15:53:58.762 | 15:59:37.982 | 5:39.220 | 5:39.220 | | |
| 2 | 16:09:40.337 | 16:09:40.337 | 16:12:47.763 | 3:07.426 | 8:46.646 | | |

23 Bryce Aron Dallara F320 Spiess
 Team Motopark

| N° | In Day Time | In Time | Out Time | Pit Time | T. Pit Time | Handicap | Diff. |
|----|--------------|--------------|--------------|----------|-------------|----------|-------|
| 1 | 15:58:18.867 | 15:58:18.867 | 16:03:54.868 | 5:36.001 | 5:36.001 | | |

69 Joshua Dufek Dallara F320 Spiess
 CryptoTower Racing Team

| N° | In Day Time | In Time | Out Time | Pit Time | T. Pit Time | Handicap | Diff. |
|----|--------------|--------------|--------------|----------|-------------|----------|-------|
| 1 | 15:56:01.427 | 15:56:01.427 | 15:59:31.912 | 3:30.485 | 3:30.485 | | |
| 2 | 16:02:01.226 | 16:02:01.226 | 16:02:30.522 | 29.296 | 3:59.781 | | |

73 Cian Shields Dallara F320 Spiess
 Team Motopark

| N° | In Day Time | In Time | Out Time | Pit Time | T. Pit Time | Handicap | Diff. |
|----|--------------|--------------|--------------|----------|-------------|----------|-------|
| 1 | 15:58:20.499 | 15:58:20.499 | 16:00:37.763 | 2:17.264 | 2:17.264 | | |

84 Francesco Simonazzi Dallara F320 Spiess
 BVM Racing

| N° | In Day Time | In Time | Out Time | Pit Time | T. Pit Time | Handicap | Diff. |
|----|--------------|--------------|--------------|----------|-------------|----------|-------|
| 1 | 16:02:38.568 | 16:02:38.568 | 16:08:24.416 | 5:45.848 | 5:45.848 | | |

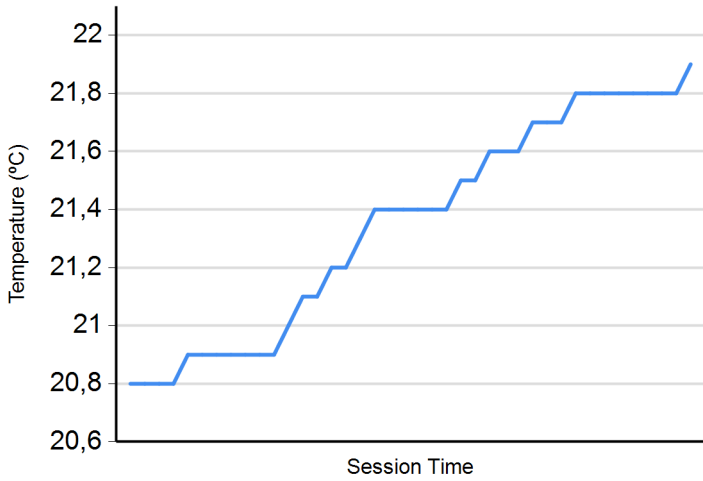




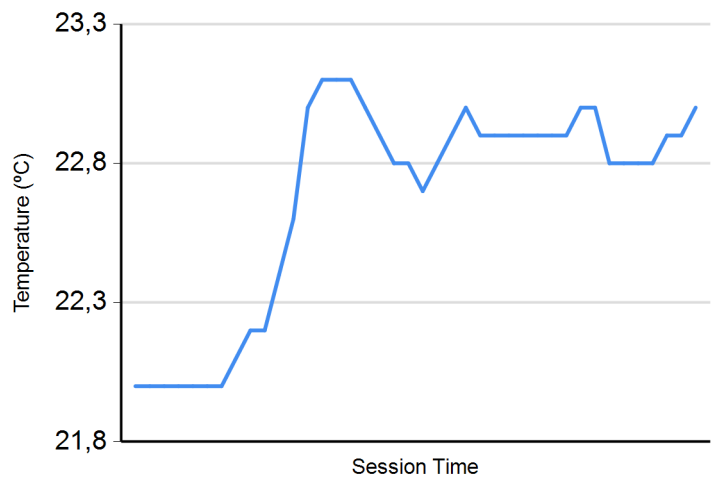
Autodromo Nazionale Monza
Euroformula Open
Free Practice - 2
Weather Report



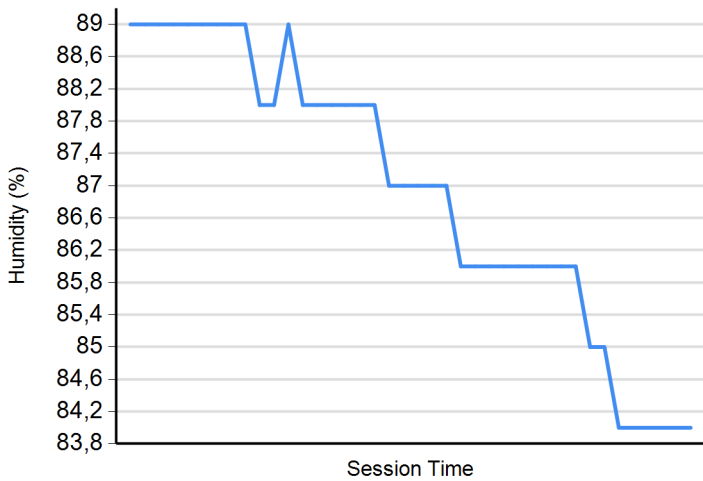
Air Temperature



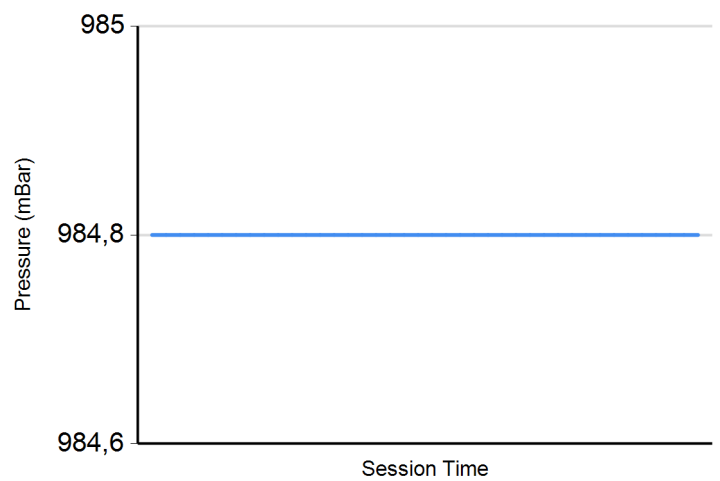
Track Temperature



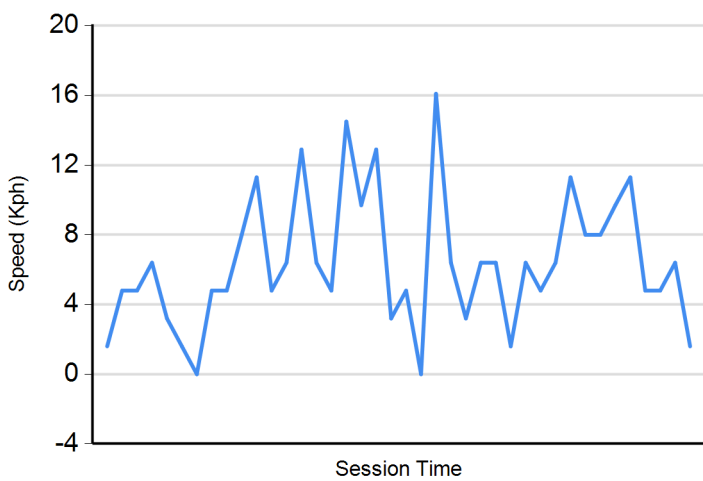
Humidity



Pressure

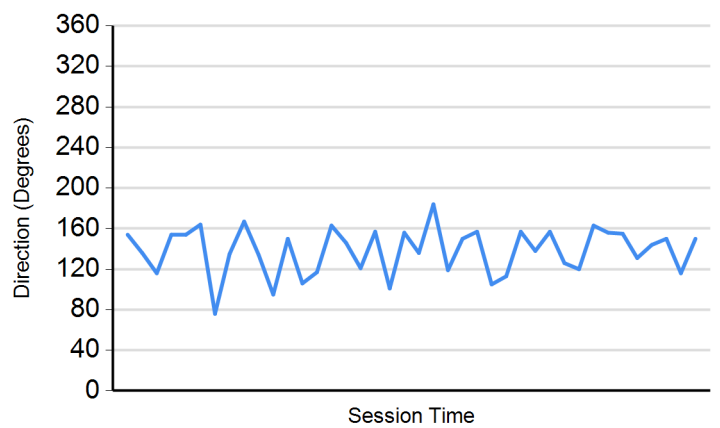


Wind Speed



Wind direction

North = 0°/360° Est = 90° South = 180° West = 270°





Autodromo Nazionale Monza
Euroformula Open
Free Practice - 1 - 2
Combined Results



| Cls | N° | Driver | Nat | Cat | Clas | Team | Nat | Vehicle | Laps | FP1 | FP2 | Best | Gap | Interval | Km/h | | |
|-----|----|---------------------|-----|-----|------|-------------------------|-----|---------------------|------|----------|-----|----------|-----|----------|-------|-------|-------|
| 1 | 84 | Francesco Simonazzi | ITA | ITA | | BVM Racing | ITA | Dallara F320 Spiess | 33 | 1:46.197 | 10 | 1:56.166 | 17 | 1:46.197 | 196.3 | | |
| 2 | 5 | Charlie Wurz | AUT | AUT | | CryptoTower Racing Team | JPN | Dallara F320 Spiess | 38 | 1:46.206 | 10 | 1:56.599 | 19 | 1:46.206 | 0.009 | 0.009 | 196.3 |
| 3 | 73 | Cian Shields | GBR | GBR | | Team Motopark | DEU | Dallara F320 Spiess | 37 | 1:46.882 | 10 | 1:56.504 | 18 | 1:46.882 | 0.685 | 0.676 | 195.1 |
| 4 | 69 | Joshua Dufek | CHE | CHE | | CryptoTower Racing Team | JPN | Dallara F320 Spiess | 34 | 1:46.953 | 9 | 1:55.832 | 17 | 1:46.953 | 0.756 | 0.071 | 194.9 |
| 5 | 11 | Levente Révész | HUN | HUN | | Team Motopark | DEU | Dallara F320 Spiess | 35 | 1:47.061 | 9 | 1:56.986 | 19 | 1:47.061 | 0.864 | 0.108 | 194.7 |
| 6 | 23 | Bryce Aron | USA | USA | | Team Motopark | DEU | Dallara F320 Spiess | 36 | 1:47.438 | 9 | 1:57.324 | 17 | 1:47.438 | 1.241 | 0.377 | 194.1 |
| 7 | 19 | Noel Leon | MEX | MEX | | Team Motopark | DEU | Dallara F320 Spiess | 21 | 1:59.491 | 4 | 1:56.024 | 16 | 1:56.024 | 9.827 | 8.586 | 179.7 |

*** PENALTIES**

CAR 73 TIME 1:49.780 DELETED TRACK LIMITS AT T 4

CAR 69 TIME 2:00.458 DELETED CUTTING T4-5

CAR 5 TIME 1:47.743 DELETED TRACK LIMITS AT T 4

CAR 23 TIME 2:08.236 DELETED TRACK LIMITS AT T 4


Published at:.....

Race Director:

Neus Santamaría Sanromà

DPB-0819-ESP/CAT

Timekeeper:


 Luis Garcia

JOB-1605-ESP/M

