

Autodromo Nazionale Monza
International GT Open
Qualifying - 2 Driver - 2
Provisional Results



Autodromo Nazionale Monza 5.793 m

Cls	N°	Entrant/Team	Nat	Driver 1	Nat	Driver 2	Nat	Vehicle	Cat	Cls	Laps	Best	Time	Gap	Interval	Km/h
1	63	Oregon Team	ITA	Pierre Louis Chovet	FRA	Maximilian Paul	DEU	Lamborghini Huracan GT3 EVO2	PRO	1	7	6	1:46.318			196.1
2	20	SPS Automotive Performance	DEU	Reece Barr	ITA	Mikaeel Pitamber	ZAF	Mercedes AMG GT3	PRO	2	14	12	1:46.485	0.167	0.167	195.8
3	23	Eastalent-Racing	AUT	Simon Reicher	AUT	Christopher Haase	DEU	Audi R8 LMS GT3 Evo II	PRO	3	15	14	1:46.571	0.253	0.086	195.6
4	69	Optimum Motorsport	GBR	Samuel De Haan	GBR	Charlie Fagg	GBR	McLaren 720S GT3	PRO	4	14	11	1:46.600	0.282	0.029	195.6
5	33	Bonaldi Motorsport	ITA	Miloš Pavlović	SRB	Sanporn Jao-Javanil	THA	Lamborghini Huracan GT3 EVO2	PROAM	1	12	9	1:46.686	0.368	0.086	195.4
6	11	Kessel Racing	CHE	Frédéric Jousset	FRA	David Fumanelli	ITA	Ferrari 296 GT3	PROAM	2	13	12	1:46.771	0.453	0.085	195.3
7	54	CBRX by SPS	DEU	Dexter Müller	CHE	Yannick Mettler	CHE	Mercedes AMG GT3	PROAM	3	14	10	1:47.002	0.684	0.231	194.9
8	911	GetSpeed	DEU	Axel Blom	FIN	Steve Jans	LUX	Mercedes AMG GT3 2023	PROAM	4	15	12	1:47.055	0.737	0.053	194.8
9	66	Greystone GT	GBR	Stewart Proctor	GBR	Lewis Proctor	GBR	McLaren 720S GT3	PROAM	5	13	9	1:47.103	0.785	0.048	194.7
10	51	AF Corse	ITA	Nicola Marinangeli	ITA	Riccardo Agostini	ITA	Ferrari 296 GT3	PRO	5	13	5	1:47.126	0.808	0.023	194.6
11	6	GetSpeed	DEU	James Wallis	GBR	Aaron Walker	GBR	Mercedes AMG GT3 2023	PRO	6	13	9	1:47.311	0.993	0.185	194.3
12	17	Team Motopark	DEU	Diego Menchaca	MEX	Thomas Neubauer	FRA	Mercedes AMG GT3 2020	PRO	7	15	14	1:47.431	1.113	0.120	194.1
13	61	AF Corse	ITA	Jean-Claude Saada	USA	Conrad Grunewald	USA	Ferrari 488 GT3 MY 2020	AM*	1	17	16	1:47.538	1.220	0.107	193.9
14	25	AF Corse	ITA	Alessandro Cozzi	ITA	Giorgio Sernagiotto	ITA	Ferrari 296 GT3	AM*	2	16	15	1:47.709	1.391	0.171	193.6
15	786	GetSpeed	DEU	Kiki Sak Nana	THA	Adam Osieka	DEU	Mercedes AMG GT3 2023	AM	3	15	11	1:47.785	1.467	0.076	193.4
16	91	Team Baron Motorsport	AUT	Ernst Kirchmayr	AUT	Philipp Baron	AUT	Ferrari 488 GT3 Evo	AM	4	14	10	1:47.831	1.513	0.046	193.4
17	19	Oregon Team	ITA	Pietro Perolini	ITA	Daan Arrow	NLD	Lamborghini Huracan GT3 EVO2	PRO	8	13	12	1:47.879	1.561	0.048	193.3
18	8	Il Barone Rampante	ITA	Giuseppe Cipriani	ITA			Lamborghini Huracan GT3 EVO	AM	5	16	15	1:48.170	1.852	0.291	192.7
19	777	Olimp Racing	POL	Marcin Jedliński	POL	Karol Basz	POL	Audi R8 LMS 2018	PROAM	6	15	12	1:48.385	2.067	0.215	192.4
20	65	Team Motopark	DEU	Heiko Neumann	DEU	Timo Rumpfkeil	DEU	Mercedes AMG GT3 2020	AM	6	16	15	1:48.721	2.403	0.336	191.8
21	72	Optimum Motorsport	GBR	Nick Moss	GBR	Joe Osborne	GBR	McLaren 720S GT3	PRO	9	14	10	1:48.864	2.546	0.143	191.5
22	55	AF Corse	ITA	Laurent De Meeus	BEL	Jamie Stanley	GBR	Ferrari 488 GT3 MY 2020	PROAM	7	16	15	1:49.781	3.463	0.917	189.9
23	88	AF Corse	ITA	Gino Forgione	CHE	Andrea Montermini	ITA	Ferrari 488 GT3 MY 2020	AM*	7	16	9	1:49.976	3.658	0.195	189.6
24	27	AF Corse	ITA	Marco Pulcini	ITA	Eddie Cheever III	ITA	Ferrari 296 GT3	PROAM	8	10	5	1:50.085	3.767	0.109	189.4
25	133	Kessel Racing	CHE	Murat Ruhi Cuhadaroglu	TUR	Emanuele Maria Tabacchi	ITA	Ferrari 488 GT3 Evo	AM	8	15	13	1:50.415	4.097	0.330	188.8
26	007	Street-Art Racing	BEL	Jahid Fazal-Karim	FRA	Pascal Bachmann	CHE	Aston Martin GT3 AMR MY2019	AM	9	16	15	1:50.749	4.431	0.334	188.3
27	38	Kessel Racing	CHE	Nicolò Rosi	CHE	Niccolò Schirò	ITA	Ferrari 296 GT3	PROAM	9	15	10	1:50.981	4.663	0.232	187.9
28	5	Olimp Racing	POL	Stanislaw Jedliński	POL	Krystian Korzeniowski	POL	Ferrari 296 GT3	AM	10	13	12	1:55.194	8.876	4.213	181.0

*** PENALTIES**

CAR 20 TIME 1:53.312 DELETED CUTTING T 1-2

CAR 88 TIME 1:51.198 DELETED CUTTING T 4-5

CAR 33 TIME 1:54.645 DELETED CUTTING T 1-2

CAR 66 TIME 1:54.995 DELETED TRACK LIMITS AT T 10


Published at:.....

Track Temp: 19.5 °C Air Temp: 17.7 °C Humidity: 67 % Track Status: DRY

Race Director: Neus Santamaria Sanromà
 DPB-0819-ESP/CAT

Timekeeper: Luis Garcia
 JOB-1605-ESP/M





Autodromo Nazionale Monza

International GT Open

Qualifying - 2 Driver - 2

Provisional Results

CAR 777 TIME 1:52.409 DELETED CUTTING T 1-2

CAR 65 TIME 1:49.377 DELETED CUTTING T 4-5

CAR 51 TIME 1:52.279 DELETED CUTTING T 4-5

CAR 19 TIME 1:56.060 DELETED CUTTING T 1-2

CAR 65 TIME 1:48.471 DELETED CUTTING T 1-2

CAR 133 TIME 1:56.601 DELETED CUTTING T 1-2

CAR 25 TIME 1:47.804 DELETED TRACK LIMITS AT T 10

REPRIMAND TO DRIVER OF CAR 133 - CROSSING WHITE LINE AT PIT EXIT

CAR 51 TIME 1:47.015 DELETED TRACK LIMITS AT T 10

CAR 11 TIME 1:46.802 DELETED CUTTING T 4-5

CAR 72 TIME 1:50.596 DELETED TRACK LIMITS AT T 10

CAR 51 TIME 1:47.283 DELETED TRACK LIMITS AT T 10



Published at:.....

Track Temp: 19.5 °C Air Temp: 17.7 °C Humidity: 67 % Track Status: DRY


Race Director: Neus Santamaría Sanromà

DPB-0819-ESP/CAT

Timekeeper: Luis García

JOB-1605-ESP/M





Autodromo Nazionale Monza
International GT Open
Qualifying - 2 Driver - 2
Provisional Results by Category



Autodromo Nazionale Monza 5.793 m.

PRO																
Cls	N°	Entrant/Team	Nat	Driver 1	Nat	Driver 2	Nat	Vehicle	Cat	Cls	Laps	Best	Time	Gap	Interval	Km/h
1	63	Oregon Team	ITA	Pierre Louis Chovet	FRA	Maximilian Paul	DEU	Lamborghini Huracan GT3 EVO2	PRO	1	7	6	1:46.318			196.1
2	20	SPS Automotive Performance	DEU	Reece Barr	IRL	Mikael Pitamber	ZAF	Mercedes AMG GT3	PRO	2	14	12	1:46.485	0.167	0.167	195.8
3	23	Eastalent-Racing	AUT	Simon Reicher	AUT	Christopher Haase	DEU	Audi R8 LMS GT3 Evo II	PRO	3	15	14	1:46.571	0.253	0.086	195.6
4	69	Optimum Motorsport	GBR	Samuel De Haan	GBR	Charlie Fagg	GBR	McLaren 720S GT3	PRO	4	14	11	1:46.600	0.282	0.029	195.6
5	51	AF Corse	ITA	Nicola Marinangeli	ITA	Riccardo Agostini	ITA	Ferrari 296 GT3	PRO	5	13	5	1:47.126	0.808	0.526	194.6
6	6	GetSpeed	DEU	James Wallis	GBR	Aaron Walker	GBR	Mercedes AMG GT3 2023	PRO	6	13	9	1:47.311	0.993	0.185	194.3
7	17	Team Motopark	DEU	Diego Menchaca	MEX	Thomas Neubauer	FRA	Mercedes AMG GT3 2020	PRO	7	15	14	1:47.431	1.113	0.120	194.1
8	19	Oregon Team	ITA	Pietro Perolini	ITA	Daan Arrow	NLD	Lamborghini Huracan GT3 EVO2	PRO	8	13	12	1:47.879	1.561	0.448	193.3
9	72	Optimum Motorsport	GBR	Nick Moss	GBR	Joe Osborne	GBR	McLaren 720S GT3	PRO	9	14	10	1:48.864	2.546	0.985	191.5

PROAM																
Cls	N°	Entrant/Team	Nat	Driver 1	Nat	Driver 2	Nat	Vehicle	Cat	Cls	Laps	Best	Time	Gap	Interval	Km/h
1	33	Bonaldi Motorsport	ITA	Miloš Pavlović	SRB	Sanporn Jao-Javanil	THA	Lamborghini Huracan GT3 EVO2	PROAM	1	12	9	1:46.686			195.4
2	11	Kessel Racing	CHE	Frédéric Jousset	FRA	David Fumanelli	ITA	Ferrari 296 GT3	PROAM	2	13	12	1:46.771	0.085	0.085	195.3
3	54	CBRX by SPS	DEU	Dexter Müller	CHE	Yannick Mettler	CHE	Mercedes AMG GT3	PROAM	3	14	10	1:47.002	0.316	0.231	194.9
4	911	GetSpeed	DEU	Axel Blom	FIN	Steve Jans	LUX	Mercedes AMG GT3 2023	PROAM	4	15	12	1:47.055	0.369	0.053	194.8
5	66	Greystone GT	GBR	Stewart Proctor	GBR	Lewis Proctor	GBR	McLaren 720S GT3	PROAM	5	13	9	1:47.103	0.417	0.048	194.7
6	777	Olimp Racing	POL	Marcin Jedliński	POL	Karol Basz	POL	Audi R8 LMS 2018	PROAM	6	15	12	1:48.385	1.699	1.282	192.4
7	55	AF Corse	ITA	Laurent De Meesus	BEL	Jamie Stanley	GBR	Ferrari 488 GT3 MY 2020	PROAM	7	16	15	1:49.781	3.095	1.396	189.9
8	27	AF Corse	ITA	Marco Pulcini	ITA	Eddie Cheever III	ITA	Ferrari 296 GT3	PROAM	8	10	5	1:50.085	3.399	0.304	189.4
9	38	Kessel Racing	CHE	Nicolò Rosi	CHE	Niccolò Schirò	ITA	Ferrari 296 GT3	PROAM	9	15	10	1:50.981	4.295	0.896	187.9

AM																
Cls	N°	Entrant/Team	Nat	Driver 1	Nat	Driver 2	Nat	Vehicle	Cat	Cls	Laps	Best	Time	Gap	Interval	Km/h
1	61	AF Corse	ITA	Jean-Claude Saada	USA	Conrad Grunewald	USA	Ferrari 488 GT3 MY 2020	AM*	1	17	16	1:47.538			193.9
2	25	AF Corse	ITA	Alessandro Cozzi	ITA	Giorgio Sernagiotto	ITA	Ferrari 296 GT3	AM*	2	16	15	1:47.709	0.171	0.171	193.6
3	786	GetSpeed	DEU	Kiki Sak Nana	THA	Adam Osieka	DEU	Mercedes AMG GT3 2023	AM	3	15	11	1:47.785	0.247	0.076	193.4
4	91	Team Baron Motorsport	AUT	Ernst Kirchmayr	AUT	Philipp Baron	AUT	Ferrari 488 GT3 Evo	AM	4	14	10	1:47.831	0.293	0.046	193.4
5	8	Il Barone Rampante	ITA	Giuseppe Cipriani	ITA		ITA	Lamborghini Huracan GT3 EVO	AM	5	16	15	1:48.170	0.632	0.339	192.7
6	65	Team Motopark	DEU	Heiko Neumann	DEU	Timo Rumpfkeil	DEU	Mercedes AMG GT3 2020	AM	6	16	15	1:48.721	1.183	0.551	191.8
7	88	AF Corse	ITA	Gino Forgiione	CHE	Andrea Montermini	ITA	Ferrari 488 GT3 MY 2020	AM*	7	16	9	1:49.976	2.438	1.255	189.6
8	133	Kessel Racing	CHE	Murat Ruhi Cuhadaroglu	TUR	Emanuele Maria Tabacchi	ITA	Ferrari 488 GT3 Evo	AM	8	15	13	1:50.415	2.877	0.439	188.8
9	007	Street-Art Racing	BEL	Jahid Fazal-Karim	FRA	Pascal Bachmann	CHE	Aston Martin GT3 AMR MY2019	AM	9	16	15	1:50.749	3.211	0.334	188.3

Published at:.....

Track Temp: 19.5 °C Air Temp: 17.7 °C Humidity: 67 % Track Status: DRY

Race Director:

Neus Santamaría Sanromà


DPB-0819-ESP/CAT

Timekeeper:

Luis Garcia

JOB-1605-ESP/M





Autodromo Nazionale Monza
International GT Open
Qualifying - 2 Driver - 2
Provisional Results by Category



AM																
Cls	N°	Entrant/Team	Nat	Driver 1	Nat	Driver 2	Nat	Vehicle	Cat	Cls	Laps	Best	Time	Gap	Interval	Km/h
10	5	Olimp Racing		Stanislaw Jedliński		Krystian Korzeniowski		Ferrari 296 GT3	AM	10	13	12	1:55.194	7.656	4.445	181.0

*** PENALTIES**

- CAR 20 TIME 1:53.312 DELETED CUTTING T 1-2
- CAR 88 TIME 1:51.198 DELETED CUTTING T 4-5
- CAR 33 TIME 1:54.645 DELETED CUTTING T 1-2
- CAR 66 TIME 1:54.995 DELETED TRACK LIMITS AT T 10
- CAR 777 TIME 1:52.409 DELETED CUTTING T 1-2
- CAR 65 TIME 1:49.377 DELETED CUTTING T 4-5
- CAR 51 TIME 1:52.279 DELETED CUTTING T 4-5
- CAR 19 TIME 1:56.060 DELETED CUTTING T 1-2
- CAR 65 TIME 1:48.471 DELETED CUTTING T 1-2
- CAR 133 TIME 1:56.601 DELETED CUTTING T 1-2
- CAR 25 TIME 1:47.804 DELETED TRACK LIMITS AT T 10
- REPRIMAND TO DRIVER OF CAR 133 - CROSSING WHITE LINE AT PIT EXIT
- CAR 51 TIME 1:47.015 DELETED TRACK LIMITS AT T 10
- CAR 11 TIME 1:46.802 DELETED CUTTING T 4-5
- CAR 72 TIME 1:50.596 DELETED TRACK LIMITS AT T 10
- CAR 51 TIME 1:47.283 DELETED TRACK LIMITS AT T 10

Published at:.....

Track Temp: **19.5 °C** Air Temp: **17.7 °C** Humidity: **67 %** Track Status: **DRY**

Race Director:

Neus Santamaría Sanromà


DPB-0819-ESP/CAT

Timekeeper:

Luis García

JOB-1605-ESP/M





Autodromo Nazionale Monza
International GT Open
Qualifying - 2 Driver - 2
Provisional Results by Class



International GT Open																
Cls	N°	Entrant/Team	Nat	Driver 1	Nat	Driver 2	Nat	Vehicle	Cat	Cls	Laps	Best	Time	Gap	Interval	Km/h
1	63	Oregon Team	ITA	Pierre Louis Chovet	FRA	Maximilian Paul	DEU	Lamborghini Huracan GT3 EVO2	GT3	1	7	6	1:46.318			196.1
2	20	SPS Automotive Performance	DEU	Reece Barr	ITA	Mikael Pitamber	DEU	Mercedes AMG GT3	GT3	2	14	12	1:46.485	0.167	0.167	195.8
3	23	Eastalent-Racing	AUT	Simon Reicher	ITA	Christopher Haase	DEU	Audi R8 LMS GT3 Evo II	GT3	3	15	14	1:46.571	0.253	0.086	195.6
4	69	Optimum Motorsport	GBR	Samuel De Haan	GBR	Charlie Fagg	GBR	McLaren 720S GT3	GT3	4	14	11	1:46.600	0.282	0.029	195.6
5	33	Bonaldi Motorsport	ITA	Miloš Pavlović	SRB	Sanporn Jao-Javanil	THA	Lamborghini Huracan GT3 EVO2	GT3	5	12	9	1:46.686	0.368	0.086	195.4
6	11	Kessel Racing	CHE	Frédéric Jousset	FRA	David Fumanelli	ITA	Ferrari 296 GT3	GT3	6	13	12	1:46.771	0.453	0.085	195.3
7	54	CBRX by SPS	DEU	Dexter Müller	CHE	Yannick Mettler	CHE	Mercedes AMG GT3	GT3	7	14	10	1:47.002	0.684	0.231	194.9
8	911	GetSpeed	DEU	Axel Blom	FIN	Steve Jans	LUX	Mercedes AMG GT3 2023	GT3	8	15	12	1:47.055	0.737	0.053	194.8
9	66	Greystone GT	GBR	Stewart Proctor	GBR	Lewis Proctor	GBR	McLaren 720S GT3	GT3	9	13	9	1:47.103	0.785	0.048	194.7
10	51	AF Corse	ITA	Nicola Marinangeli	ITA	Riccardo Agostini	ITA	Ferrari 296 GT3	GT3	10	13	5	1:47.126	0.808	0.023	194.6
11	6	GetSpeed	DEU	James Wallis	GBR	Aaron Walker	GBR	Mercedes AMG GT3 2023	GT3	11	13	9	1:47.311	0.993	0.185	194.3
12	17	Team Motopark	DEU	Diego Menchaca	MEX	Thomas Neubauer	FRA	Mercedes AMG GT3 2020	GT3	12	15	14	1:47.431	1.113	0.120	194.1
13	61	AF Corse	ITA	Jean-Claude Saada	USA	Conrad Grunewald	USA	Ferrari 488 GT3 MY 2020	GT3*	13	17	16	1:47.538	1.220	0.107	193.9
14	25	AF Corse	ITA	Alessandro Cozzi	ITA	Giorgio Sernagiotto	ITA	Ferrari 296 GT3	GT3*	14	16	15	1:47.709	1.391	0.171	193.6
15	786	GetSpeed	DEU	Kiki Sak Nana	THA	Adam Osieka	DEU	Mercedes AMG GT3 2023	GT3	15	15	11	1:47.785	1.467	0.076	193.4
16	91	Team Baron Motorsport	AUT	Ernst Kirchmayr	AUT	Philipp Baron	AUT	Ferrari 488 GT3 Evo	GT3	16	14	10	1:47.831	1.513	0.046	193.4
17	19	Oregon Team	ITA	Pietro Perolini	ITA	Daan Arrow	NLD	Lamborghini Huracan GT3 EVO2	GT3	17	13	12	1:47.879	1.561	0.048	193.3
18	8	Il Barone Rampante	ITA	Giuseppe Cipriani	ITA			Lamborghini Huracan GT3 EVO	GT3	18	16	15	1:48.170	1.852	0.291	192.7
19	777	Olimp Racing	POL	Marcin Jedliński	POL	Karol Basz	POL	Audi R8 LMS 2018	GT3	19	15	12	1:48.385	2.067	0.215	192.4
20	65	Team Motopark	DEU	Heiko Neumann	DEU	Timo Rumpfkeil	DEU	Mercedes AMG GT3 2020	GT3	20	16	15	1:48.721	2.403	0.336	191.8
21	72	Optimum Motorsport	GBR	Nick Moss	GBR	Joe Osborne	GBR	McLaren 720S GT3	GT3	21	14	10	1:48.864	2.546	0.143	191.5
22	55	AF Corse	ITA	Laurent De Meeus	BEL	Jamie Stanley	GBR	Ferrari 488 GT3 MY 2020	GT3	22	16	15	1:49.781	3.463	0.917	189.9
23	88	AF Corse	ITA	Gino Forgione	CHE	Andrea Montermini	ITA	Ferrari 488 GT3 MY 2020	GT3*	23	16	9	1:49.976	3.658	0.195	189.6
24	27	AF Corse	ITA	Marco Pulcini	ITA	Eddie Cheever III	ITA	Ferrari 296 GT3	GT3	24	10	5	1:50.085	3.767	0.109	189.4
25	133	Kessel Racing	CHE	Murat Ruhi Cuhadaroglu	TUR	Emanuele Maria Tabacchi	ITA	Ferrari 488 GT3 Evo	GT3	25	15	13	1:50.415	4.097	0.330	188.8
26	007	Street-Art Racing	BEL	Jahid Fazal-Karim	FRA	Pascal Bachmann	CHE	Aston Martin GT3 AMR MY2019	GT3	26	16	15	1:50.749	4.431	0.334	188.3
27	38	Kessel Racing	CHE	Nicolò Rosi	CHE	Niccolò Schirò	ITA	Ferrari 296 GT3	GT3	27	15	10	1:50.981	4.663	0.232	187.9
28	5	Olimp Racing	POL	Stanislaw Jedliński	POL	Krystian Korzeniowski	POL	Ferrari 296 GT3	GT3	28	13	12	1:55.194	8.876	4.213	181.0

*** PENALTIES**

CAR 20 TIME 1:53.312 DELETED CUTTING T 1-2

CAR 88 TIME 1:51.198 DELETED CUTTING T 4-5

CAR 33 TIME 1:54.645 DELETED CUTTING T 1-2

Published at:.....

Track Temp: **19.5 °C** Air Temp: **17.7 °C** Humidity: **67 %** Track Status: **DRY**

Race Director:

Neus Santamaria Sanromà

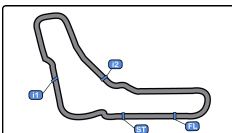
DPB-0819-ESP/CAT

Timekeeper:

Luis Garcia

JOB-1605-ESP/M





Autodromo Nazionale Monza

International GT Open

Qualifying - 2 Driver - 2

Provisional Results by Class

Autodromo Nazionale Monza 5.793 m.



CAR 66 TIME 1:54.995 DELETED TRACK LIMITS AT T 10

CAR 777 TIME 1:52.409 DELETED CUTTING T 1-2

CAR 65 TIME 1:49.377 DELETED CUTTING T 4-5

CAR 51 TIME 1:52.279 DELETED CUTTING T 4-5

CAR 19 TIME 1:56.060 DELETED CUTTING T 1-2

CAR 65 TIME 1:48.471 DELETED CUTTING T 1-2

CAR 133 TIME 1:56.601 DELETED CUTTING T 1-2

CAR 25 TIME 1:47.804 DELETED TRACK LIMITS AT T 10

REPRIMAND TO DRIVER OF CAR 133 - CROSSING WHITE LINE AT PIT EXIT

CAR 51 TIME 1:47.015 DELETED TRACK LIMITS AT T 10

CAR 11 TIME 1:46.802 DELETED CUTTING T 4-5

CAR 72 TIME 1:50.596 DELETED TRACK LIMITS AT T 10

CAR 51 TIME 1:47.283 DELETED TRACK LIMITS AT T 10

Published at:.....

Track Temp: 19.5 °C Air Temp: 17.7 °C Humidity: 67 % Track Status: DRY

Race Director:

Neus Santamaría Sanromà

DPB-0819-ESP/CAT

Timekeeper:

Luis García

JOB-1605-ESP/M





Autodromo Nazionale Monza
International GT Open
Qualifying - 2 Driver - 2
Lap Analysis



5 Stanislaw Jedliński Ferrari 296 GT3 11							Frédéric Jousset Ferrari 296 GT3								
AM Krystian Korzeniewski Olimp Racing							PROAM David Fumanelli Kessel Racing								
Lap	D	Time	Sector 1	Sector 2	Sector 3	T. Spd	Elapsed	Lap	D	Time	Sector 1	Sector 2	Sector 3	T. Spd	Elapsed
1	1	9:43:05.706	9:41:39.953	41.807	43.946	189.8	9:43:05.706	1	2	9:43:43.070	9:42:20.042	40.983	42.045	188.4	9:43:43.070
2	1	2:00.657	36.455	40.328	43.874	267.9	9:45:06.363	2	2	1:47.457	34.194	36.670	36.593	274.1	9:45:30.527
3	1	1:57.999	36.403	40.481	41.115	267.9	9:47:04.362	3	2	1:47.049	34.148	36.389	36.512	274.8	9:47:17.576
4	1	1:58.924	36.017	41.177	41.730	268.6	9:49:03.286	4	2	1:52.366	34.103	38.795	39.468	274.8	9:49:09.942
5	1	2:04.825	35.648	43.707	45.470	270.0	9:51:08.111	5	2	1:47.646	34.209	36.574	36.863	274.8	9:50:57.588
6	1	2:00.519	35.932	41.017	43.570	266.6	9:53:08.630	6	2	1:47.358	34.252	36.372	36.734	274.1	9:52:44.946
7	1	2:07.869 P	35.475	41.647	50.747	270.0	9:55:16.499	7	2	1:57.219 P	34.158	36.920	46.141	274.8	9:54:42.165
8	1	5:23.198	4:02.914	39.799	40.485	205.3	10:00:39.697	8	2	6:59.591	5:41.248	38.185	40.158	208.0	10:01:41.756
9	1	1:57.623	36.521	40.063	41.039	255.9	10:02:37.320	9	2	1:57.976	34.244	40.762	42.970	274.8	10:03:39.732
10	1	1:55.950	35.161	39.871	40.918	269.3	10:04:33.270	10	2	1:46.802	34.179	35.976	36.647	276.2	10:05:26.534
11	1	1:55.803	35.629	39.735	40.439	269.3	10:06:29.073	11	2	1:49.461	34.157	37.161	38.143	275.5	10:07:15.995
12	1	1:55.194	35.575	39.584	40.035	268.6	10:08:24.267	12	2	1:46.771	34.103	36.274	36.394	275.5	10:09:02.766
13	1	2:30.811 P	35.789	40.214	1:14.808	242.6	10:10:55.078	13	2	2:13.403 P	33.972	37.153	1:02.278	276.2	10:11:16.169

6 James Wallis Mercedes AMG GT3 2023 17							Diego Menchaca Mercedes AMG GT3 2020								
PRO Aaron Walker GetSpeed							PRO Thomas Neubauer Team Motopark								
Lap	D	Time	Sector 1	Sector 2	Sector 3	T. Spd	Elapsed	Lap	D	Time	Sector 1	Sector 2	Sector 3	T. Spd	Elapsed
1	1	9:43:29.317	9:42:13.291	37.490	38.536	210.9	9:43:29.317	1	1	9:44:40.666	9:43:19.848	41.226	39.592	209.7	9:44:40.666
2	1	1:48.539	34.904	36.792	36.843	274.1	9:45:17.856	2	1	1:50.072	35.088	36.954	38.030	260.2	9:46:30.738
3	1	2:09.328 P	34.244	36.265	58.819	274.8	9:47:27.184	3	1	1:48.669	34.583	36.957	37.129	270.0	9:48:19.407
4	1	4:55.279	3:38.215	36.947	40.117	177.6	9:52:22.463	4	1	1:48.027	34.336	36.513	37.178	271.3	9:50:07.434
5	1	1:48.100	34.375	36.763	36.962	272.7	9:54:10.563	5	1	1:47.976	34.304	36.772	36.900	271.3	9:51:55.410
6	1	1:47.410	34.193	36.514	36.703	273.4	9:55:57.973	6	1	1:47.930	34.329	36.673	36.928	271.3	9:53:43.340
7	1	1:54.087 P	34.195	36.640	43.252	273.4	9:57:52.060	7	1	1:48.952	34.265	37.430	37.257	272.0	9:55:32.292
8	1	4:26.689	3:10.889	36.955	38.845	211.7	10:02:18.749	8	1	1:54.731 P	34.296	36.438	43.997	271.3	9:57:27.023
9	1	1:47.311	34.071	36.641	36.599	274.1	10:04:06.060	9	1	4:25.967	3:06.111	41.353	38.503	208.8	10:01:52.990
10	1	1:51.918	34.096	36.503	41.319	274.8	10:05:57.978	10	1	1:47.628	34.436	36.303	36.889	271.3	10:03:40.618
11	1	1:47.541	34.180	36.497	36.864	274.8	10:07:45.519	11	1	1:54.612	34.057	37.782	42.773	274.1	10:05:35.230
12	1	1:49.735	34.070	36.737	38.928	273.4	10:09:35.254	12	1	1:48.274	34.220	36.379	37.675	272.7	10:07:23.504
13	1	1:55.955 P	34.084	36.834	45.037	275.5	10:11:31.209	13	1	1:49.580	34.218	37.484	37.878	272.7	10:09:13.084

8 Giuseppe Cipriani Lamborghini Huracan GT3 EVO 19							Pietro Perolini Lamborghini Huracan GT3 EVO2								
AM Il Barone Rampante							PRO Daan Arrow Oregon Team								
Lap	D	Time	Sector 1	Sector 2	Sector 3	T. Spd	Elapsed	Lap	D	Time	Sector 1	Sector 2	Sector 3	T. Spd	Elapsed
1		9:43:29.899	9:42:07.093	39.879	42.927	208.8	9:43:29.899	1	1	9:44:12.817	9:42:39.251	46.352	47.214	206.8	9:44:12.817
2		1:50.456	34.709	37.958	37.789	276.9	9:45:20.355	2	1	1:48.773	34.439	36.890	37.444	271.3	9:46:01.590
3		1:50.172	34.430	38.054	37.688	276.2	9:47:10.527	3	1	1:53.132	35.326	37.661	40.145	271.3	9:47:54.722
4		1:50.952	34.598	37.810	38.544	276.9	9:49:01.479	4	1	1:48.355	34.462	36.734	37.159	271.3	9:49:43.077
5		1:49.895	34.814	37.417	37.664	273.4	9:50:51.374	5	1	1:50.095	34.354	37.969	37.772	274.8	9:51:33.172
6		1:49.604	34.594	37.296	37.714	274.1	9:52:40.978	6	1	1:49.769	34.634	37.408	37.727	271.3	9:53:22.941
7		1:49.673	34.461	37.441	37.771	274.8	9:54:30.651	7	1	4:56.060 P	34.155	37.697	44.208	272.0	9:55:19.001
8		2:00.323 P	34.641	38.471	47.211	274.1	9:56:30.974	8	1	5:45.821	4:27.024	38.752	40.045	163.8	10:01:04.822
9		4:14.284	2:58.650	37.779	37.855	212.5	10:00:45.258	9	1	1:48.071	34.308	36.567	37.196	273.4	10:02:52.893
10		1:50.237	34.488	37.435	38.314	274.8	10:02:35.495	10	1	1:47.920	34.166	36.695	37.059	274.8	10:04:40.813
11		1:48.852	34.573	37.058	37.221	274.8	10:04:24.347	11	1	1:55.486	34.440	36.554	44.492	274.1	10:06:36.299
12		1:48.719	34.393	37.073	37.253	274.8	10:06:13.066	12	1	1:47.879	34.152	36.620	37.107	274.8	10:08:24.178
13		1:48.601	34.396	37.040	37.165	274.8	10:08:01.667	13	1	1:55.296 P	34.418	36.846	44.032	272.0	10:10:19.474
14		1:48.200	34.191	36.974	37.035	276.2	10:09:49.867								
15		1:48.170	34.155	36.992	37.023	275.5	10:11:38.037								
16		2:24.547 P	39.930	45.216	59.401	183.0	10:14:02.584								





Autodromo Nazionale Monza
International GT Open
Qualifying - 2 Driver - 2
Lap Analysis



20 Reece Barr Mercedes AMG GT3 **27** Marco Pulcini Ferrari 296 GT3
 PRO Mikael Pitamber SPS Automotive Performance PROAM Eddie Cheever III AF Corse

Lap	D	Time	Sector 1	Sector 2	Sector 3	T. Spd	Elapsed	Lap	D	Time	Sector 1	Sector 2	Sector 3	T. Spd	Elapsed
1	1	9:42:51.499	9:41:16.742	42.323	52.434	116.3	9:42:51.499	1	1	9:42:17.247	9:40:57.003	39.354	40.890	206.8	9:42:17.247
2	1	1:52.342	35.778	38.505	39.029	274.8	9:44:44.811	2	1	1:52.580	35.572	37.946	39.062	267.9	9:44:09.827
3	1	1:47.652	34.325	36.536	36.791	276.9	9:46:32.463	3	1	1:51.306	35.151	37.829	38.326	270.6	9:46:01.133
4	1	1:49.474	35.113	37.198	37.163	278.3	9:48:21.937	4	1	1:50.867	35.087	37.797	37.983	267.3	9:47:52.000
5	1	1:47.821	34.116	36.745	36.960	278.3	9:50:09.758	5	1	1:50.085	34.735	37.312	38.038	269.3	9:49:42.085
6	1	1:55.624 P	34.125	36.791	44.708	277.6	9:52:05.382	6	1	1:52.732	34.599	38.282	39.851	270.0	9:51:34.817
7	1	3:13.259	1:56.865	37.734	38.660	213.8	9:55:18.641	7	1	1:50.808	34.948	37.560	38.300	270.6	9:53:25.625
8	1	1:46.954	34.046	36.393	36.515	276.2	9:57:05.595	8	1	1:50.267	34.984	37.288	37.995	270.6	9:55:15.892
9	1	1:46.681	34.132	36.191	36.358	275.5	9:58:52.276	9	1	2:00.651 P	34.985	37.316	48.350	269.3	9:57:16.543
10	1	1:56.624 P	34.196	37.062	45.366	277.6	10:00:48.900	10	1	4:18.086	2:59.931	39.517	38.638	203.7	10:01:34.629
11	1	3:59.200	2:31.535	43.033	44.632	214.2	10:04:48.100	11	1		34.485	36.835		274.1	
12	1	1:46.485	34.002	36.089	36.394	278.3	10:06:34.585	33 Miloš Pavlović Lamborghini Huracan GT3 EVO2							
13	1	1:54.821	34.010	39.556	41.255	277.6	10:08:29.406	PROAM Sanporn Jao-Javanil Bonaldi Motorsport							
14	1	2:16.587 P	33.884	36.675	1:06.028	278.3	10:10:45.993	Lap D Time Sector 1 Sector 2 Sector 3 T. Spd Elapsed							

Lap	D	Time	Sector 1	Sector 2	Sector 3	T. Spd	Elapsed	Lap	D	Time	Sector 1	Sector 2	Sector 3	T. Spd	Elapsed
1	2	9:42:10.312	9:40:51.390	39.502	39.420	204.1	9:42:10.312	1	1	9:42:33.782	9:41:17.309	38.040	38.433	125.1	9:42:33.782
2	2	1:48.951	34.583	37.023	37.345	271.3	9:43:59.263	2	1	1:48.373	34.283	36.974	37.116	276.2	9:44:22.155
3	2	1:51.509	34.034	37.497	39.978	275.5	9:45:50.772	3	1	4:54.646 P	34.209	37.137	43.299	278.3	9:46:16.800
4	2	1:48.069	34.309	36.686	37.074	273.4	9:47:38.841	4	1	4:16.015	2:59.888	37.031	39.096	171.4	9:50:32.815
5	2	1:48.187	34.288	36.905	36.994	272.7	9:49:27.028	5	1	1:46.927	33.845	36.387	36.695	278.3	9:52:19.742
6	2	1:54.372 P	34.106	36.967	43.299	276.9	9:51:21.400	6	1	1:46.903	34.074	36.333	36.496	276.9	9:54:06.645
7	2	4:20.607	2:57.703	38.436	44.468	213.4	9:55:42.007	7	1	1:54.516 P	34.240	37.057	43.219	276.9	9:56:01.161
8	2	1:47.239	34.341	36.185	36.713	272.0	9:57:29.246	8	1	8:30.727	7:15.232	37.406	38.089	166.4	10:04:31.888
9	2	1:47.109	34.305	36.230	36.574	270.0	9:59:16.355	9	1	1:46.686	33.923	36.336	36.427	276.2	10:06:18.574
10	2	1:47.111	34.117	36.388	36.606	272.0	10:01:03.466	10	1	1:48.924	34.338	37.065	37.521	278.3	10:08:07.498
11	2	1:46.831	34.194	36.150	36.487	272.0	10:02:50.297	11	1	1:47.009	33.872	36.648	36.489	278.3	10:09:54.507
12	2	1:53.302 P	34.183	36.569	42.550	273.4	10:04:43.599	12	1	2:05.320 P	36.242	39.173	49.905	277.6	10:11:59.827
13	2	2:49.162	1:31.911	37.768	39.483	214.2	10:07:32.761	38 Nicolò Rosi Ferrari 296 GT3							
14	2	1:46.571	34.054	36.099	36.418	272.0	10:09:19.332	PROAM Niccolò Schirò Kessel Racing							
15	2	2:04.200 P	34.071	36.266	53.863	273.4	10:11:23.532	Lap D Time Sector 1 Sector 2 Sector 3 T. Spd Elapsed							

Lap	D	Time	Sector 1	Sector 2	Sector 3	T. Spd	Elapsed	Lap	D	Time	Sector 1	Sector 2	Sector 3	T. Spd	Elapsed
1	2	9:42:10.868	9:40:54.004	37.757	39.107	208.0	9:42:10.868	1	1	9:42:13.903	9:40:51.293	39.966	42.644	203.7	9:42:13.903
2	2	1:51.666	34.970	37.301	39.395	275.5	9:44:02.534	2	1	1:51.294	35.219	37.823	38.252	268.6	9:44:05.197
3	2	1:48.654	34.648	36.800	37.206	275.5	9:45:51.188	3	1	1:51.733	34.585	38.493	38.655	271.3	9:45:56.930
4	2	1:48.487	34.556	36.966	36.965	274.8	9:47:39.675	4	1	1:51.163	34.740	37.990	38.433	270.0	9:47:48.093
5	2	1:48.357	34.262	36.817	37.278	276.9	9:49:28.032	5	1	1:52.445	34.947	38.534	38.964	270.6	9:49:40.538
6	2	1:57.053 P	34.328	36.902	45.823	275.5	9:51:25.085	6	1	2:03.538 P	35.410	40.966	47.162	270.0	9:51:44.076
7	2	5:14.913	3:56.200	37.592	41.121	209.7	9:56:39.998	7	1	3:13.177	1:47.486	41.217	44.474	210.1	9:54:57.253
8	2	1:50.958	34.728	36.751	39.479	272.7	9:58:30.956	8	1	1:51.568	34.755	38.358	38.455	270.6	9:56:48.821
9	2	1:48.130	34.438	36.667	37.025	273.4	10:00:19.086	9	1	1:51.013	34.658	38.173	38.182	270.6	9:58:39.834
10	2	4:47.804	34.451	36.506	36.847	272.0	10:02:06.890	10	1	1:50.981	34.834	37.904	38.243	272.0	10:00:30.815
11	2	1:50.150	34.308	37.156	38.686	276.2	10:03:57.040	11	1	1:58.379 P	34.833	38.107	45.439	271.3	10:02:29.194
12	2	2:03.799	34.590	36.574	52.635	273.4	10:06:00.839	12	1	2:58.655	1:40.745	38.267	39.643	210.9	10:05:27.849
13	2	1:51.849	34.285	37.432	40.132	274.1	10:07:52.688	13	1	1:54.307	34.360	39.712	40.235	272.7	10:07:22.156
14	2	1:47.739	34.283	36.543	36.913	276.9	10:09:40.427	14	1	1:53.250	34.762	38.188	40.300	270.6	10:09:15.406
15	2	1:47.709	34.216	36.434	37.059	276.2	10:11:28.136	15	1	2:07.996 P	35.059	38.675	54.262	270.0	10:11:23.402
16	2	2:31.812 P	40.189	44.973	1:06.650	198.1	10:13:59.948								





Autodromo Nazionale Monza
International GT Open
Qualifying - 2 Driver - 2
Lap Analysis



51							61																																		
Nicola Marinangeli			Ferrari 296 GT3				Jean-Claude Saada			Ferrari 488 GT3 MY 2020																															
PRO			Riccardo Agostini				AF Corse			AM*																															
Conrad Grunewald			AF Corse				Conrad Grunewald			AF Corse																															
Lap	D	Time	Sector 1	Sector 2	Sector 3	T. Spd	Elapsed	Lap	D	Time	Sector 1	Sector 2	Sector 3	T. Spd	Elapsed																										
1	2	9:42:06.219	9:40:45.450	39.132	41.637	208.0	9:42:06.219	1	2	9:42:10.664	9:40:52.744	38.508	39.412	208.0	9:42:10.664																										
2	2	1:49.026	34.657	37.187	37.182	272.7	9:43:55.245	2	2	1:49.618	34.654	37.505	37.459	276.2	9:44:00.282																										
3	2	1:53.823 P	34.599	36.776	42.448	272.7	9:45:49.068	3	2	1:48.708	34.334	37.071	37.303	276.2	9:45:48.990																										
4	2	3:35.162	2:08.310	44.962	41.890	136.0	9:49:24.230	4	2	1:48.732	34.346	36.925	37.461	274.8	9:47:37.722																										
5	2	1:47.126	34.213	36.381	36.532	276.2	9:51:11.356	5	2	1:48.678	34.422	36.976	37.280	273.4	9:49:26.400																										
6	2	1:52.279	34.064	38.624	39.591	275.5	9:53:03.635	6	2	1:49.524	34.173	37.717	37.634	276.2	9:51:15.924																										
7	2	2:01.532 P	34.043	36.346	51.143	276.2	9:55:05.167	7	2	1:49.287	34.378	37.041	37.868	274.8	9:53:05.211																										
8	2	6:28.684	5:10.749	39.602	38.333	170.3	10:01:33.851	8	2	1:56.059 P	34.256	36.982	44.821	278.3	9:55:01.270																										
9	2	1:49.674	34.527	37.406	37.741	272.7	10:03:23.525	9	2	3:50.371	2:35.167	37.750	37.454	212.1	9:58:51.641																										
10	2	1:47.045	34.126	36.342	36.547	274.1	10:05:10.540	10	2	1:48.253	34.292	36.972	36.989	274.1	10:00:39.894																										
11	2	1:52.509	34.158	36.358	41.993	275.5	10:07:03.049	11	2	1:47.998	34.339	36.734	36.925	272.0	10:02:27.892																										
12	2	1:47.283	34.198	36.322	36.763	275.5	10:08:50.332	12	2	1:47.806	34.257	36.666	36.883	274.1	10:04:15.698																										
13	2	2:12.727 P	34.105	36.375	1:02.247	275.5	10:11:03.059	13	2	1:47.604	34.195	36.628	36.781	274.8	10:06:03.302																										
54							14							2		1:47.923		34.180		36.708		37.035		278.3		10:07:51.225															
Dexter Müller							Mercedes AMG GT3							15							2		1:47.732		34.178		36.628		36.926		277.6		10:09:38.957								
PROAM							Yannick Mettler							CBRX by SPS							16							2		1:47.538		34.057		36.679		36.802		274.8		10:11:26.495	
Lap	D	Time	Sector 1	Sector 2	Sector 3	T. Spd	Elapsed	Lap	D	Time	Sector 1	Sector 2	Sector 3	T. Spd	Elapsed																										
1	2	9:41:58.609	9:40:41.771	38.043	38.795	208.4	9:41:58.609	17	2	2:32.512 P	41.290	44.896	1:06.326	185.8	10:13:59.007																										
2	2	1:49.468	34.756	37.045	37.667	271.3	9:43:48.077	63							Pierre Louis Chovet			Lamborghini Huracan GT3 EVO2																							
3	2	1:55.493 P	34.474	36.776	44.243	273.4	9:45:43.570	PRO							Maximilian Paul				Oregon Team																						
4	2	3:38.086	2:16.903	37.506	43.677	213.4	9:49:21.656	Lap	D	Time	Sector 1	Sector 2	Sector 3	T. Spd	Elapsed																										
5	2	1:47.447	34.145	36.443	36.859	274.1	9:51:09.103	1	1	9:48:41.425	9:47:25.871	37.930	37.624	209.7	9:48:41.425																										
6	2	1:49.183	34.971	37.077	37.135	275.5	9:52:58.286	2	1	1:47.325	34.153	36.580	36.592	272.0	9:50:28.750																										
7	2	1:50.793	34.270	39.321	37.202	273.4	9:54:49.079	3	1	1:46.577	33.881	36.389	36.307	273.4	9:52:15.327																										
8	2	1:57.493 P	34.281	36.674	46.538	274.1	9:56:46.572	4	1	1:53.261 P	33.934	36.342	42.985	272.7	9:54:08.588																										
9	2	6:19.609	4:57.236	41.823	40.550	118.9	10:03:06.181	5	1	12:40.697	11:21.901	39.229	39.567	188.8	10:06:49.285																										
10	2	1:47.002	34.092	36.318	36.592	273.4	10:04:53.183	6	1	1:46.318	33.833	36.166	36.319	272.0	10:08:35.603																										
11	2	2:00.119	41.797	39.386	38.936	276.9	10:06:53.302	7	1	2:25.320 P	33.837	37.780	1:13.703	274.1	10:11:00.923																										
12	2	1:47.429	34.282	36.351	36.796	273.4	10:08:40.731	65							Heiko Neumann			Mercedes AMG GT3 2020																							
13	2	1:47.121	34.042	36.421	36.658	274.8	10:10:27.852	AM							Timo Rumpfkeil				Team Motopark																						
14	2	2:03.626 P	36.415	38.981	48.230	223.1	10:12:31.478	Lap	D	Time	Sector 1	Sector 2	Sector 3	T. Spd	Elapsed																										
55							1							1		9:42:27.963		9:41:05.705		40.229		42.029		207.2		9:42:27.963															
Laurent De Meeus							Ferrari 488 GT3 MY 2020							2							1		1:51.507		34.850		37.904		38.753		270.0		9:44:19.470								
PROAM							Jamie Stanley							AF Corse							3							1		1:50.695		34.720		37.894		38.081		271.3		9:46:10.165	
Lap	D	Time	Sector 1	Sector 2	Sector 3	T. Spd	Elapsed	4							1		1:50.835		34.926		37.780		38.129		272.7		9:48:01.000														
1	1	9:43:10.071	9:41:49.373	39.627	41.071	204.5	9:43:10.071	5							1		1:49.903		34.425		37.567		37.911		273.4		9:49:50.903														
2	1	1:53.013	35.160	37.941	39.912	268.6	9:45:03.084	6							1		1:49.377		34.589		36.747		38.041		273.4		9:51:40.280														
3	1	1:51.364	35.113	37.710	38.541	268.6	9:46:54.448	7							1		1:56.724 P		34.664		37.186		44.874		274.1		9:53:37.004														
4	1	1:51.619	35.436	37.641	38.542	269.3	9:48:46.067	8							1		4:59.524		3:42.783		38.385		38.356		205.7		9:58:36.528														
5	1	1:51.008	34.970	37.752	38.286	270.6	9:50:37.075	9							1		1:48.474		33.529		37.260		37.682		272.7		10:00:24.999														
6	1	1:53.373	34.794	38.933	39.646	270.6	9:52:30.448	10							1		1:49.053		34.439		36.988		37.626		272.0		10:02:14.052														
7	1	2:00.016 P	35.197	38.476	46.343	271.3	9:54:30.464	11							1		1:49.058		34.366		37.269		37.423		272.7		10:04:03.110														
8	1	3:50.910	2:32.288	39.014	39.608	199.2	9:58:21.374	12							1		1:49.877		34.316		37.561		38.000		274.1		10:05:52.987														
9	1	1:50.736	34.803	37.542	38.391	268.6	10:00:12.110	13							1		1:48.952		34.199		37.115		37.638		274.1		10:07:41.939														
10	1	1:53.464	35.234	37.955	40.275	270.0	10:02:05.574	14							1		1:49.274		34.468		37.238		37.568		274.8		10:09:31.213														
11	1	1:53.058	34.941	38.212	39.905	270.0	10:03:58.632	15							1		1:48.721		34.217		37.194		37.310		273.4		10:11:19.934														
12	1	1:50.493	34.693	37.515	38.285	270.6	10:05:49.125	16							1		2:31.687 P		39.944		49.701		1:02.042		221.3		10:13:51.621														
13	1	1:51.450	35.023	37.874	38.553	271.3	10:07:40.575																																		
14	1	1:52.161	34.974	38.899	38.288	270.0	10:09:32.736																																		
15	1	1:49.781	34.799	37.207	37.775	274.8	10:11:22.517																																		
16	1	2:32.901 P	38.915	49.235	1:04.751	204.1	10:13:55.418																																		





Autodromo Nazionale Monza
International GT Open
Qualifying - 2 Driver - 2
Lap Analysis



66							88								
Stewart Proctor			McLaren 720S GT3				Gino Forgione			Ferrari 488 GT3 MY 2020					
PROAM			Lewis Proctor				Greystone GT			AM*					
Andrea Montermini			AF Corse												
Lap	D	Time	Sector 1	Sector 2	Sector 3	T. Spd	Elapsed	Lap	D	Time	Sector 1	Sector 2	Sector 3	T. Spd	Elapsed
1	2	9:42:17.962	9:41:01.534	38.302	38.126	210.5	9:42:17.962	1	1	9:42:22.723	9:41:01.370	40.720	40.633	206.1	9:42:22.723
2	2	1:50.841	36.145	36.969	37.727	274.1	9:44:08.803	2	1	1:52.388	35.368	38.177	38.843	265.3	9:44:15.111
3	2	1:54.995 P	34.123	36.888	43.984	275.5	9:46:03.798	3	1	1:54.198	35.218	37.475	38.505	272.0	9:46:06.309
4	2	3:32.810	2:11.061	39.347	42.402	213.0	9:49:36.608	4	1	1:50.926	34.682	37.665	38.579	274.8	9:47:57.235
5	2	1:47.653	34.154	36.598	36.901	274.8	9:51:24.261	5	1	1:50.900	34.623	37.957	38.320	273.4	9:49:48.135
6	2	1:47.516	34.162	36.492	36.862	273.4	9:53:11.777	6	1	1:50.553	34.338	37.803	38.412	274.8	9:51:38.688
7	2	1:59.159 P	34.395	38.418	46.346	274.8	9:55:10.936	7	1	1:50.454	34.631	37.692	38.131	274.8	9:53:29.142
8	2	5:42.428	4:17.155	44.578	40.695	210.9	10:00:53.364	8	1	1:50.897	34.899	37.688	38.310	274.1	9:55:20.039
9	2	1:47.103	34.115	36.344	36.644	274.1	10:02:40.467	9	1	1:49.976	34.488	37.511	37.977	274.8	9:57:10.015
10	2	2:10.282	38.584	45.256	46.442	262.1	10:04:50.749	10	1	1:58.374 P	34.513	37.868	45.993	274.8	9:59:08.389
11	2	1:47.129	34.021	36.317	36.791	276.2	10:06:37.878	11	1	3:31.391	2:13.367	38.937	39.087	210.1	10:02:39.780
12	2	1:48.634	34.324	36.515	37.795	277.6	10:08:26.512	12	1	1:52.189	35.353	37.749	39.087	271.3	10:04:31.969
13	2	2:01.788 P	33.949	36.929	50.910	277.6	10:10:28.300	13	1	1:50.351	34.816	37.391	38.144	272.7	10:06:22.320
69							91								
Samuel De Haan			McLaren 720S GT3				Ernst Kirchmayr			Ferrari 488 GT3 Evo					
PRO			Charlie Fagg				Optimum Motorsport			AM					
Philipp Baron			Team Baron Motorsport												
Lap	D	Time	Sector 1	Sector 2	Sector 3	T. Spd	Elapsed	Lap	D	Time	Sector 1	Sector 2	Sector 3	T. Spd	Elapsed
1	2	9:42:01.019	9:40:42.672	37.506	40.841	203.7	9:42:01.019	1	2	9:42:07.708	9:40:48.787	39.677	39.244	199.2	9:42:07.708
2	2	1:55.945 P	34.516	36.970	44.459	272.7	9:43:56.964	2	2	1:50.720	34.488	37.305	38.927	274.1	9:43:58.428
3	2	3:22.575	2:03.580	38.037	40.958	212.5	9:47:19.539	3	2	1:49.479	34.799	37.071	37.609	272.7	9:45:47.907
4	2	1:47.536	34.247	36.424	36.865	274.8	9:49:07.075	4	2	1:54.904 P	34.415	36.925	43.564	274.1	9:47:42.811
5	2	1:54.025	34.150	38.349	41.526	274.8	9:51:01.100	5	2	3:48.579	2:31.407	38.232	38.940	210.9	9:51:31.390
6	2	1:47.327	34.160	36.471	36.696	274.8	9:52:48.427	6	2	1:48.602	34.377	36.744	37.481	275.5	9:53:19.992
7	2	1:47.184	34.054	36.356	36.774	274.8	9:54:35.611	7	2	1:48.162	34.227	36.749	37.186	275.5	9:55:08.154
8	2	1:56.854 P	34.809	37.195	44.850	258.9	9:56:32.465	8	2	1:58.222 P	34.663	38.117	45.442	274.1	9:57:06.376
9	2	5:27.215	4:08.620	37.876	40.719	212.5	10:01:59.680	9	2	4:36.501	3:18.058	38.033	40.410	210.5	10:01:42.877
10	2	1:46.727	34.111	36.217	36.399	274.1	10:03:46.407	10	2	1:47.831	34.169	36.723	36.939	276.2	10:03:30.708
11	2	1:46.600	33.941	36.238	36.421	274.8	10:05:33.007	11	2	1:51.542	34.534	38.970	38.038	275.5	10:05:22.250
12	2	1:52.807	33.987	36.346	42.474	276.2	10:07:25.814	12	2	1:48.136	34.210	36.654	37.272	275.5	10:07:10.386
13	2	1:48.727	34.000	36.357	38.370	276.9	10:09:14.541	13	2	1:48.527	34.523	36.793	37.211	275.5	10:08:58.913
14	2	2:04.523 P	33.958	38.274	52.291	277.6	10:11:19.064	14	2	2:08.090 P	34.171	36.771	57.148	275.5	10:11:07.003
72							133								
Nick Moss			McLaren 720S GT3				Murat Ruhi Cuhadaroglu			Ferrari 488 GT3 Evo					
PRO			Joe Osborne				Optimum Motorsport			AM					
Emanuele Maria Tabacchi			Kessel Racing												
Lap	D	Time	Sector 1	Sector 2	Sector 3	T. Spd	Elapsed	Lap	D	Time	Sector 1	Sector 2	Sector 3	T. Spd	Elapsed
1	1	9:42:01.932	9:40:43.982	38.957	38.993	207.6	9:42:01.932	1	1	9:42:45.540	9:41:18.893	41.824	44.823	124.7	9:42:45.540
2	1	1:58.158 P	35.157	38.212	44.789	269.3	9:44:00.090	2	1	1:53.267	35.276	38.932	39.059	270.6	9:44:38.807
3	1	4:13.570	2:55.122	39.679	38.769	210.5	9:48:13.660	3	1	1:52.445	34.976	38.219	39.250	266.6	9:46:31.252
4	1	1:49.537	34.892	37.336	37.309	271.3	9:50:03.197	4	1	1:52.659	35.393	38.243	39.023	270.6	9:48:23.911
5	1	1:49.266	34.538	37.312	37.416	270.6	9:51:52.463	5	1	1:51.933	34.629	38.392	38.912	270.6	9:50:15.844
6	1	1:49.463	34.815	37.252	37.396	269.3	9:53:41.926	6	1	2:07.438 P	39.163	38.881	49.394	268.6	9:52:23.282
7	1	1:59.262 P	34.654	39.057	45.551	270.6	9:55:41.188	7	1	3:20.666	1:51.437	44.387	44.842	133.1	9:55:43.948
8	1	3:55.474	2:35.533	40.692	39.249	209.7	9:59:36.662	8	1	1:51.215	34.628	37.987	38.600	272.7	9:57:35.163
9	1	1:49.440	34.743	37.291	37.406	267.3	10:01:26.102	9	1	1:50.736	34.601	37.493	38.642	270.6	9:59:25.899
10	1	1:48.864	34.598	37.112	37.154	267.9	10:03:14.966	10	1	1:56.604	36.895	39.545	40.161	270.6	10:01:22.500
11	1	1:53.592	35.076	38.743	39.773	269.3	10:05:08.558	11	1	1:51.531	35.079	38.051	38.401	269.3	10:03:14.031
12	1	1:50.696	34.655	37.173	38.768	269.3	10:06:59.154	12	1	1:50.751	34.909	37.487	38.355	270.6	10:05:04.782
13	1	1:57.303	35.026	37.865	44.412	268.6	10:08:56.457	13	1	1:50.415	34.675	37.476	38.264	272.0	10:06:55.197
14	1	2:15.045 P	35.003	37.656	1:02.386	266.6	10:11:11.502	14	1	1:52.717	34.824	38.549	39.344	273.4	10:08:47.914
								15	1	2:26.151 P	35.289	44.843	1:06.019	272.0	10:11:14.065





Autodromo Nazionale Monza
International GT Open
Qualifying - 2 Driver - 2
Lap Analysis



777 Marcin Jedliński Audi R8 LMS 2018 **007** Jahid Fazal-Karim Aston Martin GT3 AMR MY2019

PROAM Karol Basz							Olimp Racing AM		Pascal Bachmann Street-Art Racing						
Lap	D	Time	Sector 1	Sector 2	Sector 3	T. Spd	Elapsed	Lap	D	Time	Sector 1	Sector 2	Sector 3	T. Spd	Elapsed
1	1	9:42:55.592	9:41:33.265	39.143	43.184	206.1	9:42:55.592	1	1	9:42:59.083	9:41:29.725	42.341	47.017	197.4	9:42:59.083
2	1	1:50.316	34.442	37.475	38.399	275.5	9:44:45.908	2	1	1:58.860	36.742	40.961	41.157	252.9	9:44:57.943
3	1	1:49.536	34.423	37.394	37.719	279.7	9:46:35.444	3	1	1:55.544	35.952	39.963	39.629	262.1	9:46:53.487
4	1	1:56.925	36.334	39.036	41.555	278.3	9:48:32.369	4	1	2:06.387 P	37.089	40.540	48.758	262.1	9:48:59.874
5	1	1:52.409	36.840	37.603	37.966	276.2	9:50:24.778	5	1	3:24.354	1:56.974	43.165	44.215	198.1	9:52:24.228
6	1	1:52.235	34.434	38.634	39.167	276.9	9:52:17.013	6	1	1:52.750	35.235	39.142	38.373	269.3	9:54:16.978
7	1	1:56.020	39.854	38.579	37.587	277.6	9:54:13.033	7	1	1:52.801	34.905	39.373	38.523	270.6	9:56:09.779
8	1	1:49.294	34.212	37.599	37.483	277.6	9:56:02.327	8	1	1:51.857	34.959	38.563	38.335	270.6	9:58:01.636
9	1	1:59.879 P	34.264	38.613	47.002	277.6	9:58:02.206	9	1	1:51.629	35.034	38.508	38.087	270.0	9:59:53.265
10	1	3:58.653	2:40.480	37.271	40.902	214.2	10:02:00.859	10	1	1:52.010	34.968	38.289	38.753	270.6	10:01:45.275
11	1	1:48.465	34.558	37.103	36.804	276.9	10:03:49.324	11	1	1:51.337	34.890	38.052	38.395	271.3	10:03:36.612
12	1	1:48.385	34.074	37.300	37.011	278.3	10:05:37.709	12	1	2:03.434	35.061	45.278	43.095	271.3	10:05:40.046
13	1	1:48.800	34.087	37.423	37.290	279.7	10:07:26.509	13	1	1:53.793	36.315	39.074	38.404	272.0	10:07:33.839
14	1	1:48.930	34.306	37.282	37.342	279.7	10:09:15.439	14	1	1:51.863	35.249	38.458	38.156	272.7	10:09:25.702
15	1	2:10.148 P	37.448	40.152	52.548	279.0	10:11:25.587	15	1	1:50.749	34.697	38.076	37.976	271.3	10:11:16.451
786								16	1	2:16.322 P	42.725	41.506	52.091	168.4	10:13:32.773


786 Kiki Sak Nana Mercedes AMG GT3 2023

AM Adam Osieka							GetSpeed	
Lap	D	Time	Sector 1	Sector 2	Sector 3	T. Spd	Elapsed	
1	2	9:42:35.041	9:41:06.359	40.454	48.228	212.5	9:42:35.041	
2	2	1:55.516	34.711	38.503	42.302	271.3	9:44:30.557	
3	2	1:48.940	34.499	37.168	37.273	272.7	9:46:19.497	
4	2	1:48.210	33.835	36.922	37.453	271.3	9:48:07.707	
5	2	1:48.587	34.423	36.787	37.377	272.0	9:49:56.294	
6	2	1:48.992	34.454	36.913	37.625	271.3	9:51:45.286	
7	2	1:49.250	34.443	36.973	37.834	271.3	9:53:34.536	
8	2	1:56.420 P	35.101	37.327	43.992	271.3	9:55:30.956	
9	2	3:39.149	2:18.927	39.032	41.190	212.5	9:59:10.105	
10	2	1:48.937	34.377	37.181	37.379	272.7	10:00:59.042	
11	2	1:47.785	34.278	36.527	36.980	272.7	10:02:46.827	
12	2	1:52.171	33.639	37.708	40.824	274.1	10:04:38.998	
13	2	1:48.673	34.341	36.702	37.630	272.7	10:06:27.671	
14	2	2:05.946	45.569	39.319	41.058	274.1	10:08:33.617	
15	2	2:24.523 P	34.189	36.723	1:13.611	274.1	10:10:58.140	

911 Axel Blom Mercedes AMG GT3 2023

PROAM Steve Jans							GetSpeed	
Lap	D	Time	Sector 1	Sector 2	Sector 3	T. Spd	Elapsed	
1	2	9:43:28.233	9:42:11.180	37.970	39.083	212.1	9:43:28.233	
2	2	1:47.938	34.174	36.590	37.174	272.7	9:45:16.171	
3	2	1:52.918	34.507	36.757	41.654	274.1	9:47:09.089	
4	2	2:06.138	37.644	39.762	48.732	274.1	9:49:15.227	
5	2	1:51.050	34.301	36.587	40.162	273.4	9:51:06.277	
6	2	1:54.005	34.094	37.280	42.631	272.7	9:53:00.282	
7	2	1:58.159 P	34.140	37.882	46.137	274.8	9:54:58.441	
8	2	4:48.862	3:27.656	38.844	42.362	213.0	9:59:47.303	
9	2	1:47.550	34.066	36.448	37.036	273.4	10:01:34.853	
10	2	1:59.401	37.695	38.377	43.329	214.2	10:03:34.254	
11	2	1:56.846	34.629	37.278	44.939	274.1	10:05:31.100	
12	2	1:47.055	34.050	36.395	36.610	274.1	10:07:18.155	
13	2	1:50.847	34.073	36.523	40.251	275.5	10:09:09.002	
14	2	1:47.331	34.007	36.480	36.844	275.5	10:10:56.333	
15	2	2:16.698 P	39.904	44.179	52.615	167.9	10:13:13.031	





Autodromo Nazionale Monza

International GT Open


Qualifying - 2 Driver - 2

Best Sectors Results



Sector - 1		Sector - 2		Sector - 3		Ideal Lap vs Best Lap					
Clas	Nº Driver	Time	Nº Driver	Time	Nº Driver	Time	Clas	Nº Driver	Ideal Lap	Best Lap	Clas
1	65 Heiko Neumann	33.529	11 David Fumanelli	35.976	63 Pierre Louis Chovet	36.307	1	63 Pierre Louis Chovet	1:46.306	1:46.318	1
2	786 Adam Osieka	33.639	20 Reece Barr	36.089	20 Reece Barr	36.358	2	20 Reece Barr	1:46.331	1:46.485	2
3	63 Pierre Louis Chovet	33.833	23 Christopher Haase	36.099	11 David Fumanelli	36.394	3	11 David Fumanelli	1:46.342	1:46.771	6
4	33 Miloš Pavlović	33.845	63 Pierre Louis Chovet	36.166	69 Charlie Fagg	36.399	4	23 Christopher Haase	1:46.551	1:46.571	3
5	20 Reece Barr	33.884	69 Charlie Fagg	36.217	23 Christopher Haase	36.418	5	69 Charlie Fagg	1:46.557	1:46.600	4
6	69 Charlie Fagg	33.941	6 James Wallis	36.265	33 Miloš Pavlović	36.427	6	33 Miloš Pavlović	1:46.605	1:46.686	5
7	66 Lewis Proctor	33.949	17 Diego Menchaca	36.303	51 Riccardo Agostini	36.532	7	51 Riccardo Agostini	1:46.897	1:47.126	10
8	11 David Fumanelli	33.972	66 Lewis Proctor	36.317	54 Yannick Mettler	36.592	8	66 Lewis Proctor	1:46.910	1:47.103	9
9	911 Steve Jans	34.007	54 Yannick Mettler	36.318	6 James Wallis	36.599	9	6 James Wallis	1:46.934	1:47.311	11
10	23 Christopher Haase	34.034	51 Riccardo Agostini	36.322	911 Steve Jans	36.610	10	54 Yannick Mettler	1:46.952	1:47.002	7
11	54 Yannick Mettler	34.042	33 Miloš Pavlović	36.333	66 Lewis Proctor	36.644	11	911 Steve Jans	1:47.012	1:47.055	8
12	51 Riccardo Agostini	34.043	911 Steve Jans	36.395	61 Conrad Grunewald	36.781	12	17 Diego Menchaca	1:47.145	1:47.431	12
13	17 Diego Menchaca	34.057	25 Giorgio Sernagiotto	36.434	17 Diego Menchaca	36.785	13	786 Adam Osieka	1:47.146	1:47.785	15
14	61 Conrad Grunewald	34.057	786 Adam Osieka	36.527	777 Marcin Jedliński	36.804	14	61 Conrad Grunewald	1:47.466	1:47.538	13
15	6 James Wallis	34.070	19 Pietro Perolini	36.554	25 Giorgio Sernagiotto	36.847	15	25 Giorgio Sernagiotto	1:47.497	1:47.709	14
16	777 Marcin Jedliński	34.074	61 Conrad Grunewald	36.628	91 Philipp Baron	36.939	16	65 Heiko Neumann	1:47.586	1:48.721	20
17	19 Pietro Perolini	34.152	91 Philipp Baron	36.654	786 Adam Osieka	36.980	17	91 Philipp Baron	1:47.762	1:47.831	16
18	8 Giuseppe Cipriani	34.155	65 Heiko Neumann	36.747	8 Giuseppe Cipriani	37.023	18	19 Pietro Perolini	1:47.765	1:47.879	17
19	91 Philipp Baron	34.169	27 Marco Pulcini	36.835	19 Pietro Perolini	37.059	19	777 Marcin Jedliński	1:47.981	1:48.385	19
20	25 Giorgio Sernagiotto	34.216	8 Giuseppe Cipriani	36.974	72 Nick Moss	37.154	20	8 Giuseppe Cipriani	1:48.152	1:48.170	18
21	88 Gino Forgione	34.338	777 Marcin Jedliński	37.103	65 Heiko Neumann	37.310	21	72 Nick Moss	1:48.804	1:48.864	21
22	38 Nicolò Rosi	34.360	72 Nick Moss	37.112	55 Laurent De Meeus	37.775	22	27 Marco Pulcini	1:49.303	1:50.085	24
23	27 Marco Pulcini	34.485	55 Laurent De Meeus	37.207	007 Jahid Fazal-Karim	37.976	23	88 Gino Forgione	1:49.668	1:49.976	23
24	72 Nick Moss	34.538	88 Gino Forgione	37.353	88 Gino Forgione	37.977	24	55 Laurent De Meeus	1:49.675	1:49.781	22
25	133 Murat Ruhi Cuhadaroglu	34.601	133 Murat Ruhi Cuhadaroglu	37.476	27 Marco Pulcini	37.983	25	133 Murat Ruhi Cuhadaroglu	1:50.341	1:50.415	25
26	55 Laurent De Meeus	34.693	38 Nicolò Rosi	37.823	38 Nicolò Rosi	38.182	26	38 Nicolò Rosi	1:50.365	1:50.981	27
27	007 Jahid Fazal-Karim	34.697	007 Jahid Fazal-Karim	38.052	133 Murat Ruhi Cuhadaroglu	38.264	27	007 Jahid Fazal-Karim	1:50.725	1:50.749	26
28	5 Stanislaw Jedliński	35.161	5 Stanislaw Jedliński	39.584	5 Stanislaw Jedliński	40.035	28	5 Stanislaw Jedliński	1:54.780	1:55.194	28






Autodromo Nazionale Monza
International GT Open
Qualifying - 2 Driver - 2
Best 5 Lap Times



Cl	N°	Entrant/Team	Nat	Driver 1	Nat	Driver 2	Nat	Vehicle	Cat	Cl	Best 1		Best 2		Best 3		Best 4		Best 5	
											Time	Lap	Time	Lap	Time	Lap	Time	Lap	Time	Lap
1	63	Oregon Team	ITA	Pierre Louis Chovet	FRA	Maximilian Paul	DEU	Lamborghini Huracan GT3 EVO2	PRO	1	1:46.318	6	1:46.577	3	1:47.325	2	1:53.261	4	2:25.320	7
2	20	SPS Automotive Performance	DEU	Reece Barr	IRL	Mikaeel Pitamber	ZAF	Mercedes AMG GT3	PRO	2	1:46.485	12	1:46.681	9	1:46.954	8	1:47.652	3	1:47.821	5
3	23	Eastalent-Racing	AUT	Simon Reicher	AUT	Christopher Haase	DEU	Audi R8 LMS GT3 Evo II	PRO	3	1:46.571	14	1:46.831	11	1:47.109	9	1:47.111	10	1:47.239	8
4	69	Optimum Motorsport	GBR	Samuel De Haan	GBR	Charlie Fagg	GBR	McLaren 720S GT3	PRO	4	1:46.600	11	1:46.727	10	1:47.184	7	1:47.327	6	1:47.536	4
5	33	Bonaldi Motorsport	ITA	Miloš Pavlović	SRB	Sanporn Jao-Javanil	THA	Lamborghini Huracan GT3 EVO2	PROAM	1	1:46.686	9	1:46.903	6	1:46.927	5	1:47.009	11	1:48.373	2
6	11	Kessel Racing	CHE	Frédéric Jousset	FRA	David Fumanelli	ITA	Ferrari 296 GT3	PROAM	2	1:46.771	12	1:47.049	3	1:47.358	6	1:47.457	2	1:47.646	5
7	54	CBRX by SPS	DEU	Dexter Müller	CHE	Yannick Mettler	CHE	Mercedes AMG GT3	PROAM	3	1:47.002	10	1:47.121	13	1:47.429	12	1:47.447	5	1:49.183	6
8	911	GetSpeed	DEU	Axel Blom	FIN	Steve Jans	LUX	Mercedes AMG GT3 2023	PROAM	4	1:47.055	12	1:47.331	14	1:47.550	9	1:47.938	2	1:50.847	13
9	66	Greystone GT	GBR	Stewart Proctor	GBR	Lewis Proctor	GBR	McLaren 720S GT3	PROAM	5	1:47.103	9	1:47.129	11	1:47.516	6	1:47.653	5	1:48.634	12
10	51	AF Corse	ITA	Nicola Marinangeli	ITA	Riccardo Agostini	ITA	Ferrari 296 GT3	PRO	5	1:47.126	5	1:49.026	2	1:49.674	9	1:52.509	11	1:53.823	3
11	6	GetSpeed	DEU	James Wallis	GBR	Aaron Walker	GBR	Mercedes AMG GT3 2023	PRO	6	1:47.311	9	1:47.410	6	1:47.541	11	1:48.100	5	1:48.539	2
12	17	Team Motopark	DEU	Diego Menchaca	MEX	Thomas Neubauer	FRA	Mercedes AMG GT3 2020	PRO	7	1:47.431	14	1:47.628	10	1:47.930	6	1:47.976	5	1:48.027	4
13	61	AF Corse	ITA	Jean-Claude Saada	USA	Conrad Grunewald	USA	Ferrari 488 GT3 MY 2020	AM*	1	1:47.538	16	1:47.604	13	1:47.732	15	1:47.806	12	1:47.923	14
14	25	AF Corse	ITA	Alessandro Cozzi	ITA	Giorgio Sernagiotto	ITA	Ferrari 296 GT3	AM*	2	1:47.709	15	1:47.739	14	1:48.130	9	1:48.357	5	1:48.487	4
15	786	GetSpeed	DEU	Kiki Sak Nana	THA	Adam Osieka	DEU	Mercedes AMG GT3 2023	AM	3	1:47.785	11	1:48.210	4	1:48.587	5	1:48.673	13	1:48.937	10
16	91	Team Baron Motorsport	AUT	Ernst Kirchmayr	AUT	Philipp Baron	DEU	Ferrari 488 GT3 Evo	AM	4	1:47.831	10	1:48.136	12	1:48.162	7	1:48.527	13	1:48.602	6
17	19	Oregon Team	ITA	Pietro Perolini	ITA	Daan Arrow	NLD	Lamborghini Huracan GT3 EVO2	PRO	8	1:47.879	12	1:47.920	10	1:48.071	9	1:48.355	4	1:48.773	2
18	8	Il Barone Rampante	ITA	Giuseppe Cipriani	ITA		ITA	Lamborghini Huracan GT3 EVO	AM	5	1:48.170	15	1:48.200	14	1:48.601	13	1:48.719	12	1:48.852	11
19	777	Olimp Racing	POL	Marcin Jedliński	POL	Karol Basz	POL	Audi R8 LMS 2018	PROAM	6	1:48.385	12	1:48.465	11	1:48.800	13	1:48.930	14	1:49.294	8
20	65	Team Motopark	DEU	Heiko Neumann	DEU	Timo Rumpfkeil	DEU	Mercedes AMG GT3 2020	AM	6	1:48.721	15	1:48.952	13	1:49.053	10	1:49.058	11	1:49.274	14
21	72	Optimum Motorsport	GBR	Nick Moss	GBR	Joe Osborne	GBR	McLaren 720S GT3	PRO	9	1:48.864	10	1:49.266	5	1:49.440	9	1:49.463	6	1:49.537	4
22	55	AF Corse	ITA	Laurent De Meeus	BEL	Jamie Stanley	GBR	Ferrari 488 GT3 MY 2020	PROAM	7	1:49.781	15	1:50.493	12	1:50.736	9	1:51.008	5	1:51.364	3
23	88	AF Corse	ITA	Gino Forgione	CHE	Andrea Montermini	ITA	Ferrari 488 GT3 MY 2020	AM*	7	1:49.976	9	1:50.073	15	1:50.122	14	1:50.351	13	1:50.454	7
24	27	AF Corse	ITA	Marco Pulcini	ITA	Eddie Cheever III	ITA	Ferrari 296 GT3	PROAM	8	1:50.085	5	1:50.267	8	1:50.808	7	1:50.867	4	1:51.306	3
25	133	Kessel Racing	CHE	Murat Ruhu Cuhadaroglu	TUR	Emanuele Maria Tabacchi	ITA	Ferrari 488 GT3 Evo	AM	8	1:50.415	13	1:50.736	9	1:50.751	12	1:51.215	8	1:51.531	11
26	007	Street-Art Racing	BEL	Jahid Fazal-Karim	FRA	Pascal Bachmann	CHE	Aston Martin GT3 AMR MY2019	AM	9	1:50.749	15	1:51.337	11	1:51.629	9	1:51.857	8	1:51.863	14
27	38	Kessel Racing	CHE	Nicolò Rosi	CHE	Niccolò Schirò	ITA	Ferrari 296 GT3	PROAM	9	1:50.981	10	1:51.013	9	1:51.163	4	1:51.294	2	1:51.568	8
28	5	Olimp Racing	POL	Stanislaw Jedliński	POL	Krystian Korzeniowski	POL	Ferrari 296 GT3	AM	10	1:55.194	12	1:55.803	11	1:55.950	10	1:57.623	9	1:57.999	3






Autodromo Nazionale Monza
International GT Open
Qualifying - 2 Driver - 2
Best 5 Top Speeds



Autodromo Nazionale Monza 5.793 m.

Cl	N°	Entrant/Team	Nat	Driver 1	Nat	Driver 2	Nat	Vehicle	Cat	Cl	Top 1		Top 2		Top 3		Top 4		Top 5		Avg
											Km/h	Lap	Km/h	Lap	Km/h	Lap	Km/h	Lap	Km/h	Lap	
1	777	Olimp Racing	POL	Marcin Jedliński	POL	Karol Basz	POL	Audi R8 LMS 2018	PROAM	1	279.7	3	279.7	13	279.7	14	279.0	15	278.3	4	279.3
2	20	SPS Automotive Performance	DEU	Reece Barr	IRL	Mikael Pitamber	ZAF	Mercedes AMG GT3	PRO	1	278.3	4	278.3	5	278.3	12	278.3	14	277.6	6	278.2
3	33	Bonaldi Motorsport	ITA	Miloš Pavlović	SRB	Sanporn Jao-Javanil	THA	Lamborghini Huracan GT3 EVO2	PROAM	2	278.3	3	278.3	5	278.3	10	278.3	11	277.6	12	278.2
4	61	AF Corse	ITA	Jean-Claude Saada	USA	Conrad Grunewald	USA	Ferrari 488 GT3 MY 2020	AM*	1	278.3	8	278.3	14	277.6	15	276.2	2	276.2	3	277.3
5	66	Greystone GT	GBR	Stewart Proctor	GBR	Lewis Proctor	GBR	McLaren 720S GT3	PROAM	3	277.6	12	277.6	13	276.2	11	275.5	3	274.8	5	276.3
6	69	Optimum Motorsport	GBR	Samuel De Haan	GBR	Charlie Fagg	GBR	McLaren 720S GT3	PRO	2	277.6	14	276.9	13	276.2	12	274.8	4	274.8	5	276.0
7	8	Il Barone Rampante	ITA	Giuseppe Cipriani	ITA			Lamborghini Huracan GT3 EVO	AM	2	276.9	2	276.9	4	276.2	3	276.2	14	275.5	15	276.3
8	23	Eastalent-Racing	AUT	Simon Reicher	AUT	Christopher Haase	DEU	Audi R8 LMS GT3 Evo II	PRO	3	276.9	6	275.5	3	273.4	4	273.4	12	273.4	15	274.5
9	25	AF Corse	ITA	Alessandro Cozzi	ITA	Giorgio Sernagiotto	ITA	Ferrari 296 GT3	AM*	3	276.9	5	276.9	14	276.2	11	276.2	15	275.5	2	276.3
10	54	CBRX by SPS	DEU	Dexter Müller	CHE	Yannick Mettler	CHE	Mercedes AMG GT3	PROAM	4	276.9	11	275.5	6	274.8	13	274.1	5	274.1	8	275.0
11	11	Kessel Racing	CHE	Frédéric Jousset	FRA	David Fumanelli	ITA	Ferrari 296 GT3	PROAM	5	276.2	10	276.2	13	275.5	11	275.5	12	274.8	3	275.6
12	51	AF Corse	ITA	Nicola Marinangeli	ITA	Riccardo Agostini	ITA	Ferrari 296 GT3	PRO	4	276.2	5	276.2	7	275.5	6	275.5	11	275.5	12	275.7
13	88	AF Corse	ITA	Gino Forgione	CHE	Andrea Montermini	ITA	Ferrari 488 GT3 MY 2020	AM*	4	276.2	14	274.8	4	274.8	6	274.8	7	274.8	9	275.0
14	91	Team Baron Motorsport	AUT	Ernst Kirchmayr	AUT	Philipp Baron	AUT	Ferrari 488 GT3 Evo	AM	5	276.2	10	275.5	6	275.5	7	275.5	11	275.5	12	275.6
15	6	GetSpeed	DEU	James Wallis	GBR	Aaron Walker	GBR	Mercedes AMG GT3 2023	PRO	5	275.5	13	274.8	3	274.8	10	274.8	11	274.1	2	274.8
16	911	GetSpeed	DEU	Axel Blom	LUX	Steve Jans	LUX	Mercedes AMG GT3 2023	PROAM	6	275.5	13	275.5	14	274.8	7	274.1	3	274.1	4	274.8
17	19	Oregon Team	ITA	Pietro Perolini	ITA	Daan Arrow	NLD	Lamborghini Huracan GT3 EVO2	PRO	6	274.8	5	274.8	10	274.8	12	274.1	11	273.4	9	274.3
18	55	AF Corse	ITA	Laurent De Meeus	BEL	Jamie Stanley	GBR	Ferrari 488 GT3 MY 2020	PROAM	7	274.8	15	271.3	7	271.3	13	270.6	5	270.6	6	271.7
19	65	Team Motopark	DEU	Heiko Neumann	DEU	Timo Rumpfkeil	DEU	Mercedes AMG GT3 2020	AM	6	274.8	14	274.1	7	274.1	12	274.1	13	273.4	5	274.1
20	17	Team Motopark	DEU	Diego Menchaca	MEX	Thomas Neubauer	FRA	Mercedes AMG GT3 2020	PRO	7	274.1	11	272.7	12	272.7	13	272.0	7	272.0	14	272.7
21	27	AF Corse	ITA	Marco Pulcini	ITA	Eddie Cheever III	ITA	Ferrari 296 GT3	PROAM	8	274.1	11	270.6	3	270.6	7	270.6	8	270.0	6	271.2
22	63	Oregon Team	ITA	Pierre Louis Chovet	FRA	Maximilian Paul	DEU	Lamborghini Huracan GT3 EVO2	PRO	8	274.1	7	273.4	3	272.7	4	272.0	2	272.0	6	272.8
23	786	GetSpeed	DEU	Kiki Sak Nana	THA	Adam Osieka	DEU	Mercedes AMG GT3 2023	AM	7	274.1	12	274.1	14	274.1	15	272.7	3	272.7	10	273.5
24	133	Kessel Racing	CHE	Murat Ruhu Cuhadaroglu	TUR	Emanuele Maria Tabacchi	ITA	Ferrari 488 GT3 Evo	AM	8	273.4	14	272.7	8	272.0	13	272.0	15	270.6	2	272.1
25	38	Kessel Racing	CHE	Nicolò Rosi	CHE	Niccolò Schirò	ITA	Ferrari 296 GT3	PROAM	9	272.7	13	272.0	10	271.3	3	271.3	11	270.6	5	271.6
26	007	Street-Art Racing	BEL	Jahid Fazal-Karim	FRA	Pascal Bachmann	CHE	Aston Martin GT3 AMR MY2019	AM	9	272.7	14	272.0	13	271.3	11	271.3	12	271.3	15	271.7
27	72	Optimum Motorsport	GBR	Nick Moss	GBR	Joe Osborne	GBR	McLaren 720S GT3	PRO	9	271.3	4	270.6	5	270.6	7	269.3	2	269.3	6	270.2
28	5	Olimp Racing	POL	Stanislaw Jedliński	POL	Krystian Korzeniowski	POL	Ferrari 296 GT3	AM	10	270.0	5	270.0	7	269.3	10	269.3	11	268.6	4	269.4






Autodromo Nazionale Monza
International GT Open
Qualifying - 2 Driver - 2
Fastest Laps Sequence



Autodromo Nazionale Monza 5.793 m.

Lap	Time of Day	Session Time	N° Entrant/Team	Nat	Driver 1	Nat	Driver 2	Nat	Vehicle	Cat	Time	Km/h
2	9:43:48.077	3:48.077	54 CBRX by SPS		Dexter Müller		<u>Yannick Mettler</u>		Mercedes AMG GT3	PROAM	1:49.468	190.5
2	9:43:55.245	3:55.245	51 AF Corse		Nicola Marinangeli		<u>Riccardo Agostini</u>		Ferrari 296 GT3	PRO	1:49.026	191.2
2	9:43:59.263	3:59.263	23 Eastalent-Racing		Simon Reicher		<u>Christopher Haase</u>		Audi R8 LMS GT3 Evo II	PRO	1:48.951	191.4
2	9:44:22.155	4:22.155	33 Bonaldi Motorsport		<u>Miloš Pavlović</u>		Sanporn Jao-Javanil		Lamborghini Huracan GT3 EVO2	PROAM	1:48.373	192.4
2	9:45:16.171	5:16.171	911 GetSpeed		Axel Blom		<u>Steve Jans</u>		Mercedes AMG GT3 2023	PROAM	1:47.938	193.2
2	9:45:30.527	5:30.527	11 Kessel Racing		Frédéric Jousset		<u>David Fumanelli</u>		Ferrari 296 GT3	PROAM	1:47.457	194.0
3	9:47:17.576	7:17.576	11 Kessel Racing		Frédéric Jousset		<u>David Fumanelli</u>		Ferrari 296 GT3	PROAM	1:47.049	194.8
3	9:52:15.327	12:15.327	63 Oregon Team		<u>Pierre Louis Chovet</u>		Maximilian Paul		Lamborghini Huracan GT3 EVO2	PRO	1:46.577	195.6
12	10:06:34.585	26:34.585	20 SPS Automotive Performance		<u>Reece Barr</u>		Mikaeel Pitamber		Mercedes AMG GT3	PRO	1:46.485	195.8
6	10:08:35.603	28:35.603	63 Oregon Team		<u>Pierre Louis Chovet</u>		Maximilian Paul		Lamborghini Huracan GT3 EVO2	PRO	1:46.318	196.1





Autodromo Nazionale Monza
International GT Open
Qualifying - 2 Driver - 2
Event Best Maximum Speed



Autodromo Nazionale Monza 5.793 m.

N°	Entrant/Team	Nat	Driver 1	Nat	Driver 2	Nat	Vehicle	Cat	Km/h	Session
55	AF Corse	ITA	Laurent De Meeus	BEL	Jamie Stanley	GBR	Ferrari 488 GT3 MY 2020	PROAM	282.7	Qualifying - 1 Driver - 1
777	Olimp Racing	POL	Marcin Jedliński	POL	Karol Basz	POL	Audi R8 LMS 2018	PROAM	279.7	Qualifying - 2 Driver - 2
20	SPS Automotive Performance	DEU	Reece Barr	IRL	Mikaeel Pitamber	ZAF	Mercedes AMG GT3	PRO	278.3	Qualifying - 2 Driver - 2
61	AF Corse	ITA	Jean-Claude Saada	USA	Conrad Grunewald	USA	Ferrari 488 GT3 MY 2020	AM*	278.3	Qualifying - 2 Driver - 2
33	Bonaldi Motorsport	ITA	Miloš Pavlović	SRB	Sanporn Jao-Javanil	THA	Lamborghini Huracan GT3 EVO2	PROAM	278.3	Qualifying - 2 Driver - 2
66	Greystone GT	GBR	Stewart Proctor	GBR	Lewis Proctor	GBR	McLaren 720S GT3	PROAM	277.6	Qualifying - 2 Driver - 2
69	Optimum Motorsport	GBR	Samuel De Haan	GBR	Charlie Fagg	GBR	McLaren 720S GT3	PRO	277.6	Qualifying - 2 Driver - 2
8	Il Barone Rampante	ITA	Giuseppe Cipriani	ITA			Lamborghini Huracan GT3 EVO	AM	276.9	Qualifying - 2 Driver - 2
25	AF Corse	ITA	Alessandro Cozzi	ITA	Giorgio Sernagiotto	ITA	Ferrari 296 GT3	AM*	276.9	Qualifying - 2 Driver - 2
23	Eastalent-Racing	AUT	Simon Reicher	AUT	Christopher Haase	DEU	Audi R8 LMS GT3 Evo II	PRO	276.9	Qualifying - 2 Driver - 2
54	CBRX by SPS	DEU	Dexter Müller	CHE	Yannick Mettler	CHE	Mercedes AMG GT3	PROAM	276.9	Qualifying - 2 Driver - 2
51	AF Corse	ITA	Nicola Marinangeli	ITA	Riccardo Agostini	ITA	Ferrari 296 GT3	PRO	276.2	Qualifying - 2 Driver - 2
91	Team Baron Motorsport	AUT	Ernst Kirchmayr	AUT	Philipp Baron	AUT	Ferrari 488 GT3 Evo	AM	276.2	Qualifying - 2 Driver - 2
11	Kessel Racing	CHE	Frédéric Jousset	FRA	David Fumanelli	ITA	Ferrari 296 GT3	PROAM	276.2	Qualifying - 2 Driver - 2
88	AF Corse	ITA	Gino Forgiione	CHE	Andrea Montermini	ITA	Ferrari 488 GT3 MY 2020	AM*	276.2	Qualifying - 2 Driver - 2
911	GetSpeed	DEU	Axel Blom	FIN	Steve Jans	LUX	Mercedes AMG GT3 2023	PROAM	275.5	Qualifying - 2 Driver - 2
6	GetSpeed	DEU	James Wallis	GBR	Aaron Walker	GBR	Mercedes AMG GT3 2023	PRO	275.5	Qualifying - 2 Driver - 2
19	Oregon Team	ITA	Pietro Perolini	ITA	Daan Arrow	IND	Lamborghini Huracan GT3 EVO2	PRO	274.8	Qualifying - 2 Driver - 2
65	Team Motopark	DEU	Heiko Neumann	DEU	Timo Rumpfkeil	DEU	Mercedes AMG GT3 2020	AM	274.8	Qualifying - 2 Driver - 2
5	Olimp Racing	POL	Stanislaw Jedliński	POL	Krystian Korzeniowski	POL	Ferrari 296 GT3	AM	274.1	Qualifying - 1 Driver - 1
27	AF Corse	ITA	Marco Pulcini	ITA	Eddie Cheever III	ITA	Ferrari 296 GT3	PROAM	274.1	Qualifying - 2 Driver - 2
17	Team Motopark	DEU	Diego Menchaca	MEX	Thomas Neubauer	FRA	Mercedes AMG GT3 2020	PRO	274.1	Qualifying - 2 Driver - 2
786	GetSpeed	DEU	Kiki Sak Nana	THA	Adam Osieka	DEU	Mercedes AMG GT3 2023	AM	274.1	Qualifying - 2 Driver - 2
63	Oregon Team	ITA	Pierre Louis Chovet	FRA	Maximilian Paul	DEU	Lamborghini Huracan GT3 EVO2	PRO	274.1	Qualifying - 2 Driver - 2
133	Kessel Racing	CHE	Murat Ruhi Cuhadaroglu	TUR	Emanuele Maria Tabacchi	ITA	Ferrari 488 GT3 Evo	AM	273.4	Qualifying - 2 Driver - 2
38	Kessel Racing	CHE	Nicolò Rosi	CHE	Niccolò Schirò	ITA	Ferrari 296 GT3	PROAM	272.7	Qualifying - 1 Driver - 1
007	Street-Art Racing	BEL	Jahid Fazal-Karim	FRA	Pascal Bachmann	CHE	Aston Martin GT3 AMR MY2019	AM	272.7	Qualifying - 2 Driver - 2
72	Optimum Motorsport	GBR	Nick Moss	GBR	Joe Osborne	GBR	McLaren 720S GT3	PRO	271.3	Qualifying - 2 Driver - 2
84	Altitude Racing by Optimum Motorsport	GBR	Andrew Gilbert	GBR	Fran Rueda	ESP	McLaren 720S GT3	PROAM	270.0	Free Practice - 2





Autodromo Nazionale Monza
International GT Open
Qualifying - 2 Driver - 2
Pit Stop Analysis



5 Stanislaw Jedliński Ferrari 296 GT3
 AM Krystian Korzeniowski Olimp Racing

N°	In Day Time	In Time	Out Time	Pit Time	T. Pit Time	Handicap	Diff.
1	9:55:11.352	9:55:11.352	9:58:42.870	3:31.518	3:31.518		

6 James Wallis Mercedes AMG GT3 2023
 PRO Aaron Walker GetSpeed

N°	In Day Time	In Time	Out Time	Pit Time	T. Pit Time	Handicap	Diff.
1	9:47:21.927	9:47:21.927	9:50:28.847	3:06.920	3:06.920		
2	9:57:46.813	9:57:46.813	10:00:28.556	2:41.743	5:48.663		

8 Giuseppe Cipriani Lamborghini Huracan GT3 EVO
 AM Il Barone Rampante

N°	In Day Time	In Time	Out Time	Pit Time	T. Pit Time	Handicap	Diff.
1	9:56:25.820	9:56:25.820	9:58:54.857	2:29.037	2:29.037		

11 Frédéric Jousset Ferrari 296 GT3
 PROAM David Fumanelli Kessel Racing

N°	In Day Time	In Time	Out Time	Pit Time	T. Pit Time	Handicap	Diff.
1	9:54:37.003	9:54:37.003	9:59:48.039	5:11.036	5:11.036		

17 Diego Menchaca Mercedes AMG GT3 2020
 PRO Thomas Neubauer Team Motopark

N°	In Day Time	In Time	Out Time	Pit Time	T. Pit Time	Handicap	Diff.
1	9:57:21.718	9:57:21.718	9:59:56.788	2:35.070	2:35.070		

19 Pietro Perolini Lamborghini Huracan GT3 EVO2
 PRO Daan Arrow Oregon Team

N°	In Day Time	In Time	Out Time	Pit Time	T. Pit Time	Handicap	Diff.
1	9:55:13.721	9:55:13.721	9:59:08.538	3:54.817	3:54.817		

20 Reece Barr Mercedes AMG GT3
 PRO Mikael Pitamber SPS Automotive Performance

N°	In Day Time	In Time	Out Time	Pit Time	T. Pit Time	Handicap	Diff.
1	9:52:00.134	9:52:00.134	9:53:23.731	1:23.597	1:23.597		
2	10:00:43.701	10:00:43.701	10:02:45.287	2:01.586	3:25.183		

23 Simon Reicher Audi R8 LMS GT3 Evo II
 PRO Christopher Haase Eastalent-Racing

N°	In Day Time	In Time	Out Time	Pit Time	T. Pit Time	Handicap	Diff.
1	9:51:16.234	9:51:16.234	9:53:44.679	2:28.445	2:28.445		
2	10:04:38.408	10:04:38.408	10:05:41.417	1:03.009	3:31.454		

25 Alessandro Cozzi Ferrari 296 GT3
 AM* Giorgio Sernagiotto AF Corse

N°	In Day Time	In Time	Out Time	Pit Time	T. Pit Time	Handicap	Diff.
1	9:51:19.916	9:51:19.916	9:54:45.740	3:25.824	3:25.824		

27 Marco Pulcini Ferrari 296 GT3
 PROAM Eddie Cheever III AF Corse

N°	In Day Time	In Time	Out Time	Pit Time	T. Pit Time	Handicap	Diff.
1	9:57:11.361	9:57:11.361	9:59:40.077	2:28.716	2:28.716		

33 Miloš Pavlović Lamborghini Huracan GT3 EVO2
 PROAM Sanporn Jao-Javanil Bonaldi Motorsport

N°	In Day Time	In Time	Out Time	Pit Time	T. Pit Time	Handicap	Diff.
1	9:46:11.545	9:46:11.545	9:48:41.213	2:29.668	2:29.668		
2	9:55:55.905	9:55:55.905	10:02:40.007	6:44.102	9:13.770		

38 Nicolò Rosi Ferrari 296 GT3
 PROAM Niccolò Schirò Kessel Racing

N°	In Day Time	In Time	Out Time	Pit Time	T. Pit Time	Handicap	Diff.
1	9:51:38.919	9:51:38.919	9:52:55.588	1:16.669	1:16.669		
2	10:02:23.963	10:02:23.963	10:03:34.016	1:10.053	2:26.722		

51 Nicola Marinangeli Ferrari 296 GT3
 PRO Riccardo Agostini AF Corse

N°	In Day Time	In Time	Out Time	Pit Time	T. Pit Time	Handicap	Diff.
1	9:45:43.938	9:45:43.938	9:47:18.640	1:34.702	1:34.702		
2	9:54:59.904	9:54:59.904	9:59:37.426	4:37.522	6:12.224		

54 Dexter Müller Mercedes AMG GT3
 PROAM Yannick Mettler CBRX by SPS

N°	In Day Time	In Time	Out Time	Pit Time	T. Pit Time	Handicap	Diff.
1	9:45:38.389	9:45:38.389	9:47:25.184	1:46.795	1:46.795		
2	9:56:41.411	9:56:41.411	10:01:02.901	4:21.490	6:08.285		

55 Laurent De Meeus Ferrari 488 GT3 MY 2020
 PROAM Jamie Stanley AF Corse

N°	In Day Time	In Time	Out Time	Pit Time	T. Pit Time	Handicap	Diff.
1	9:54:24.418	9:54:24.418	9:56:25.836	2:01.418	2:01.418		

61 Jean-Claude Saada Ferrari 488 GT3 MY 2020
 AM* Conrad Grunewald AF Corse

N°	In Day Time	In Time	Out Time	Pit Time	T. Pit Time	Handicap	Diff.
1	9:54:56.020	9:54:56.020	9:57:01.266	2:05.246	2:05.246		

63 Pierre Louis Chovet Lamborghini Huracan GT3 EVO2
 PRO Maximilian Paul Oregon Team

N°	In Day Time	In Time	Out Time	Pit Time	T. Pit Time	Handicap	Diff.
1	9:54:03.381	9:54:03.381	10:04:53.786	10:50.405	10:50.405		

65 Heiko Neumann Mercedes AMG GT3 2020
 AM Timo Rumpfkeil Team Motopark

N°	In Day Time	In Time	Out Time	Pit Time	T. Pit Time	Handicap	Diff.
1	9:53:31.759	9:53:31.759	9:56:42.963	3:11.204	3:11.204		

66 Stewart Proctor McLaren 720S GT3
 PROAM Lewis Proctor Greystone GT

N°	In Day Time	In Time	Out Time	Pit Time	T. Pit Time	Handicap	Diff.
1	9:45:58.616	9:45:58.616	9:47:39.936	1:41.320	1:41.320		
2	9:55:05.107	9:55:05.107	9:58:53.187	3:48.080	5:29.400		

69 Samuel De Haan McLaren 720S GT3
 PRO Charlie Fagg Optimum Motorsport

N°	In Day Time	In Time	Out Time	Pit Time	T. Pit Time	Handicap	Diff.
1	9:43:51.749	9:43:51.749	9:45:25.325	1:33.576	1:33.576		
2	9:56:27.155	9:56:27.155	10:00:06.116	3:38.961	5:12.537		

72 Nick Moss McLaren 720S GT3
 PRO Joe Osborne Optimum Motorsport

N°	In Day Time	In Time	Out Time	Pit Time	T. Pit Time	Handicap	Diff.
1	9:43:54.948	9:43:54.948	9:46:18.913	2:23.965	2:23.965		
2	9:55:36.050	9:55:36.050	9:57:41.315	2:05.265	4:29.230		

88 Gino Forgione Ferrari 488 GT3 MY 2020
 AM* Andrea Montermini AF Corse

N°	In Day Time	In Time	Out Time	Pit Time	T. Pit Time	Handicap	Diff.
1	9:59:03.072	9:59:03.072	10:00:45.964	1:42.892	1:42.892		





Autodromo Nazionale Monza
International GT Open
Qualifying - 2 Driver - 2
Pit Stop Analysis



91 Ernst Kirchmayr Ferrari 488 GT3 Evo

AM Philipp Baron Team Baron Motorsport

N°	In Day Time	In Time	Out Time	Pit Time	T. Pit Time	Handicap	Diff.
1	9:47:37.689	9:47:37.689	9:49:39.703	2:02.014	2:02.014		
2	9:57:01.254	9:57:01.254	9:59:49.549	2:48.295	4:50.309		

133 Murat Ruhu Cuhadaroglu Ferrari 488 GT3 Evo

AM Emanuele Maria Tabacchi Kessel Racing

N°	In Day Time	In Time	Out Time	Pit Time	T. Pit Time	Handicap	Diff.
1	9:52:18.103	9:52:18.103	9:53:32.573	1:14.470	1:14.470		

777 Marcin Jedliński Audi R8 LMS 2018

PROAM Karol Basz Olimp Racing

N°	In Day Time	In Time	Out Time	Pit Time	T. Pit Time	Handicap	Diff.
1	9:57:56.980	9:57:56.980	10:00:07.900	2:10.920	2:10.920		

786 Kiki Sak Nana Mercedes AMG GT3 2023

AM Adam Osieka GetSpeed

N°	In Day Time	In Time	Out Time	Pit Time	T. Pit Time	Handicap	Diff.
1	9:55:25.719	9:55:25.719	9:57:15.416	1:49.697	1:49.697		

911 Axel Blom Mercedes AMG GT3 2023

PROAM Steve Jans GetSpeed


N°	In Day Time	In Time	Out Time	Pit Time	T. Pit Time	Handicap	Diff.
1	9:54:53.197	9:54:53.197	9:57:50.939	2:57.742	2:57.742		

007 Jahid Fazal-Karim Aston Martin GT3 AMR MY2019

AM Pascal Bachmann Street-Art Racing

N°	In Day Time	In Time	Out Time	Pit Time	T. Pit Time	Handicap	Diff.
1	9:48:54.688	9:48:54.688	9:50:11.277	1:16.589	1:16.589		

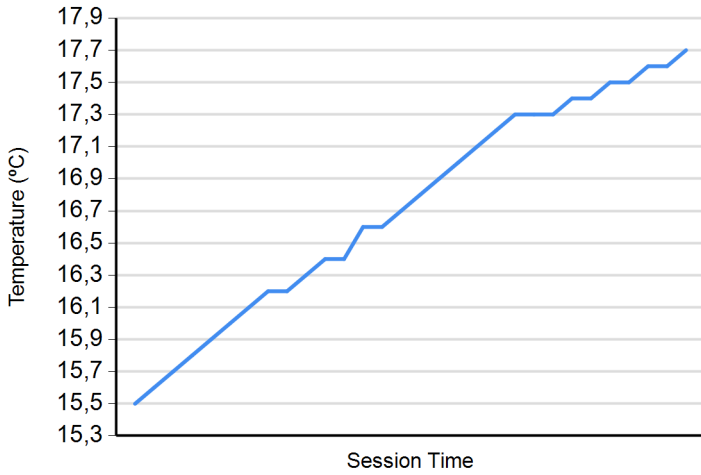




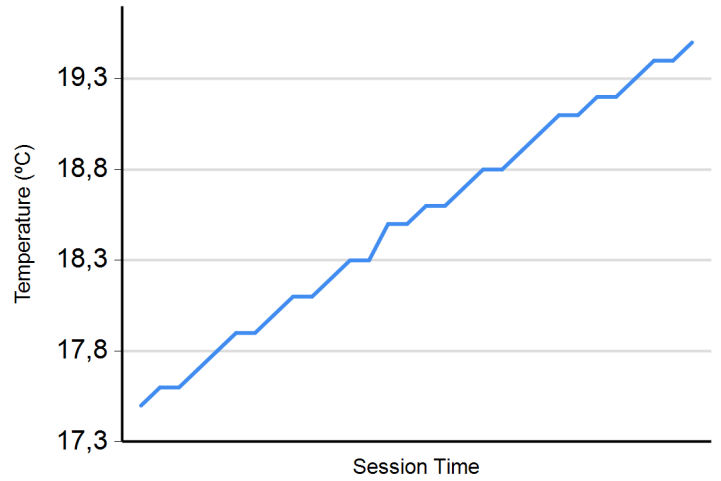
Autodromo Nazionale Monza
International GT Open
Qualifying - 2 Driver - 2
Weather Report



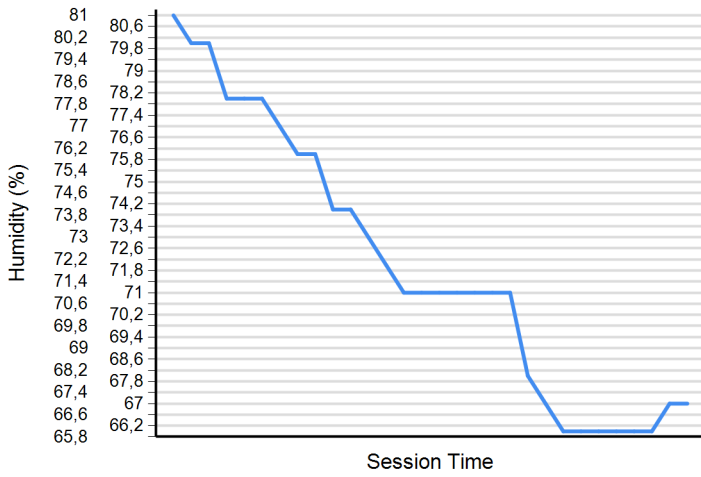
Air Temperature



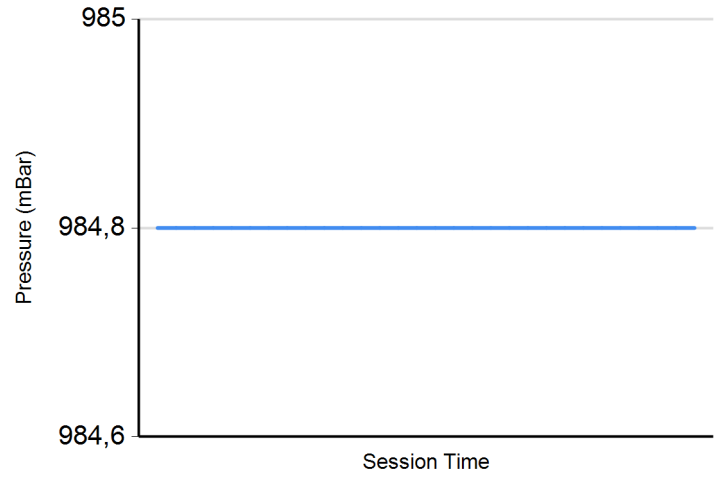
Track Temperature



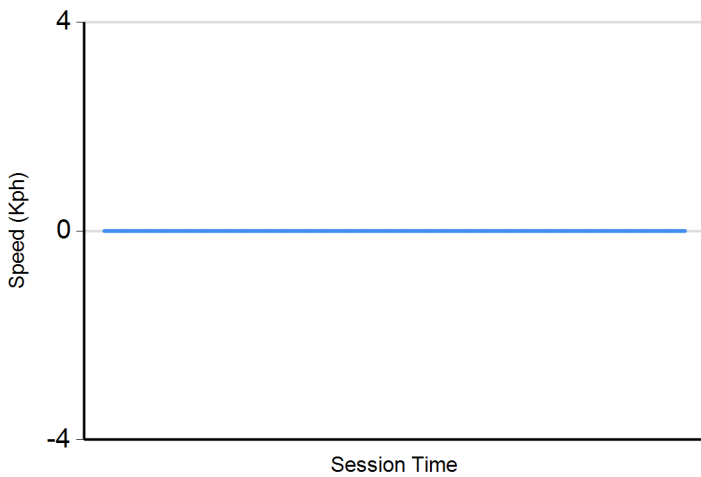
Humidity



Pressure



Wind Speed



Wind direction

North = 0°/360° Est = 90° South = 180° West = 270°

