



**Autodromo Nazionale Monza**  
**International GT Open**  
**Race - 1**  
**Provisional Results**



Autodromo Nazionale Monza 5.793 m

Cls	N°	Entrant/Team	Nat	Driver 1	Nat	Driver 2	Nat	Vehicle	Cat	Cl	Laps	Total Time	Gap	Interval	Km/h	Best	Time	Km/h
1	63	Oregon Team	ITA	Pierre Louis Chovet	FRA	<b>Maximilian Paul</b>	DEU	Lamborghini Huracan GT3 EVO2	PRO	1	34	<b>1:11:09.225</b>			166.0	33	1:50.877	188.0
2	23	Eastalent-Racing	AUT	<b>Simon Reicher</b>	AUT	Christopher Haase	DEU	Audi R8 LMS GT3 Evo II	PRO	2	34	<b>1:11:35.385</b>	26.160	26.160	165.0	32	1:51.982	186.2
3	6 *	GetSpeed	DEU	James Wallis	GBR	<b>Aaron Walker</b>	GBR	Mercedes AMG GT3 2023	PRO	3	34	<b>1:11:38.405</b>	29.180	3.020	164.9	33	1:54.438	182.2
4	911 *	GetSpeed	DEU	<b>Axel Blom</b>	FIN	Steve Jans	LUX	Mercedes AMG GT3 2023	PROAM	1	34	<b>1:11:45.811</b>	36.586	7.406	164.6	32	1:52.243	185.8
5	51	AF Corse	ITA	<b>Nicola Marinangeli</b>	ITA	Riccardo Agostini	ITA	Ferrari 296 GT3	PRO	4	34	<b>1:11:58.515</b>	49.290	12.704	164.1	34	1:50.485	188.7
6	20 *	SPS Automotive Performance	DEU	Reece Barr	IRL	<b>Mikael Pitamber</b>	ZAF	Mercedes AMG GT3	PRO	5	34	<b>1:12:02.285</b>	53.060	3.770	164.0	33	1:50.553	188.6
7	11	Kessel Racing	CHE	<b>Frédéric Jousset</b>	FRA	David Fumanelli	ITA	Ferrari 296 GT3	PROAM	2	34	<b>1:12:05.619</b>	56.394	3.334	163.9	32	1:50.283	189.1
8	33	Bonaldi Motorsport	ITA	Miloš Pavlović	SRB	<b>Sanporn Jao-Javanil</b>	THA	Lamborghini Huracan GT3 EVO2	PROAM	3	34	<b>1:12:08.210</b>	58.985	2.591	163.8	29	1:51.676	186.7
9	17	Team Motopark	DEU	Diego Menchaca	MEX	<b>Thomas Neubauer</b>	FRA	Mercedes AMG GT3 2020	PRO	6	34	<b>1:12:11.908</b>	1:02.683	3.698	163.6	34	1:55.413	180.6
10	69	Optimum Motorsport	GBR	<b>Samuel De Haan</b>	GBR	Charlie Fagg	GBR	McLaren 720S GT3	PRO	7	34	<b>1:12:12.405</b>	1:03.180	0.497	163.6	34	1:55.566	180.4
11	777	Olimp Racing	POL	Marcin Jedliński	POL	<b>Karol Basz</b>	POL	Audi R8 LMS 2018	PROAM	4	34	<b>1:12:17.306</b>	1:08.081	4.901	163.4	31	1:57.422	177.6
12	27	AF Corse	ITA	Marco Pulcini	ITA	<b>Eddie Cheever III</b>	ITA	Ferrari 296 GT3	PROAM	5	34	<b>1:12:26.212</b>	1:16.987	8.906	163.1	30	1:58.054	176.6
13	55	AF Corse	ITA	Laurent De Meeus	BEL	<b>Jamie Stanley</b>	GBR	Ferrari 488 GT3 MY 2020	PROAM	6	34	<b>1:12:55.216</b>	1:45.991	29.004	162.0	34	1:58.836	175.4
14	38	Kessel Racing	CHE	Nicolò Rosi	CHE	<b>Niccolò Schirò</b>	ITA	Ferrari 296 GT3	PROAM	7	34	<b>1:12:55.409</b>	1:46.184	0.193	162.0	31	1:58.969	175.2
15	66	Greystone GT	GBR	<b>Stewart Proctor</b>	GBR	Lewis Proctor	GBR	McLaren 720S GT3	PROAM	8	34	<b>1:13:01.855</b>	1:52.630	6.446	161.8	32	1:55.874	179.9
16	54 *	CBRX by SPS	DEU	<b>Dexter Müller</b>	CHE	Yannick Mettler	CHE	Mercedes AMG GT3	PROAM	9	34	<b>1:13:02.498</b>	1:53.273	0.643	161.7	30	1:56.600	178.8
17	61	AF Corse	ITA	<b>Jean-Claude Saada</b>	USA	Conrad Grunewald	USA	Ferrari 488 GT3 MY 2020	AM*	1	34	<b>1:13:03.817</b>	1:54.592	1.319	161.7	34	1:55.098	181.1
18	8	Il Barone Rampante	ITA	Giuseppe Cipriani	ITA		ITA	Lamborghini Huracan GT3 EVO	AM	2	34	<b>1:13:08.762</b>	1:59.537	4.945	161.5	33	1:56.453	179.0
19	25	AF Corse	ITA	<b>Alessandro Cozzi</b>	ITA	Giorgio Sernagiotto	ITA	Ferrari 296 GT3	AM*	3	33	<b>1:11:09.630</b>	1 Lap	1 Lap	161.1	32	1:53.379	183.9
20	65	Team Motopark	DEU	Heiko Neumann	DEU	<b>Timo Rumpfkeil</b>	DEU	Mercedes AMG GT3 2020	AM	4	33	<b>1:11:20.475</b>	1 Lap	10.845	160.7	32	1:55.214	181.0
21	91	Team Baron Motorsport	AUT	<b>Ernst Kirchmayr</b>	AUT	Philipp Baron	AUT	Ferrari 488 GT3 Evo	AM	5	33	<b>1:11:28.269</b>	1 Lap	7.794	160.4	32	1:57.739	177.1
22	133	Kessel Racing	CHE	Murat Ruhu Cuhadaroglu	TUR	<b>Emanuele Maria Tabacchi</b>	ITA	Ferrari 488 GT3 Evo	AM	6	33	<b>1:11:49.360</b>	1 Lap	21.091	159.7	33	2:00.704	172.7
23	88	AF Corse	ITA	Gino Forgione	CHE	<b>Andrea Montermini</b>	ITA	Ferrari 488 GT3 MY 2020	AM*	7	33	<b>1:12:50.400</b>	1 Lap	1:01.040	157.4	33	2:01.701	171.3
24	19	Oregon Team	ITA	Pietro Perolini	ITA	<b>Daan Arrow</b>	NLD	Lamborghini Huracan GT3 EVO2	PRO	8	32	<b>1:07:46.156</b>	2 Laps	1 Lap	164.1	32	1:53.884	183.1
25	5	Olimp Racing	POL	Stanislaw Jedliński	POL	<b>Krystian Korzeniowski</b>	POL	Ferrari 296 GT3	AM	8	32	<b>1:12:30.591</b>	2 Laps	4:44.435	153.3	13	2:02.544	170.1
26	007 *	Street-Art Racing	BEL	Jahid Fazal-Karim	FRA	<b>Pascal Bachmann</b>	CHE	Aston Martin GT3 AMR MY2019	AM	9	31	<b>1:12:59.305</b>	3 Laps	1 Lap	147.6	31	2:03.738	168.5

Not classified: (Requirements: 75% of number laps of leader = 26 Laps)

786	GetSpeed	DEU	<b>Kiki Sak Nana</b>	ITA	Adam Osieka	DEU	Mercedes AMG GT3 2023	AM	10	18	<b>1:01:08.165</b>	16 Laps	13 Laps	102.3	10	2:01.530	171.6
72 *	Optimum Motorsport	GBR	Nick Moss	GBR	<b>Joe Osborne</b>	GBR	McLaren 720S GT3	PRO									

Fastest lap Jousset - Fumanelli in 1:50.283 at 189.1 Km/h in lap 32

<b>PRO</b>	72 *	Optimum Motorsport	GBR	Nick Moss	GBR	Joe Osborne	GBR	McLaren 720S GT3									
<b>PROAM</b>	11	Kessel Racing	CHE	Frédéric Jousset	FRA	David Fumanelli	ITA	Ferrari 296 GT3							32	1:50.283	189.1

Published at:.....

Track Temp: 18.2 °C Air Temp: 18.3 °C Humidity: 81 % Track Status: WET

Race Director:

Neus Santamaría Sanromà


DPB-0819-ESP/CAT

Timekeeper:

Luis Garcia

JOB-1605-ESP/M





Autodromo Nazionale Monza

International GT Open

Race - 1

Provisional Results



AM	25	AF Corse		Alessandro Cozzi		Giorgio Sernagiotto		Ferrari 296 GT3	32	1:53.379	183.9
----	----	----------	--	------------------	--	---------------------	--	-----------------	----	----------	-------

**\* PENALTIES**

CAR #007 - 10 SECONDS TIME PENALTY ADDED TO RACE TIME - PIT LANE INCIDENT

CAR #20 - 5 SECONDS TIME PENALTY ADDED TO RACE TIME ABUSING TRACK LIMITS\*

CAR #20 - 10 SECONDS TIME PENALTY ADDED TO RACE TIME ABUSING TRACK LIMITS

AFTER INVESTIGATION INCIDENT CARS 6 AND 65 - CAR 6 3 SECONDS TIME PENALTY ADDED TO RACE TIME - CONTACT GAINING ADVANTAGE

CAR #911- 5 SECONDS TIME PENALTY ADDED TO RACE TIME - LESS TIME HANDICAP

CAR #54- 3 SECONDS TIME PENALTY ADDED TO RACE TIME - CUTTING T1 AND GAINING ADVANTAGE

CARS #786 - #72 NOT CLASSIFIED BREAK PARC FERME

Published at:.....

Track Temp: 18.2 °C Air Temp: 18.3 °C Humidity: 81 % Track Status: WET

**Race Director:**

Neus Santamaría Sanromà


DPB-0819-ESP/CAT

**Timekeeper:**

Luis Garcia

JOB-1605-ESP/M





**Autodromo Nazionale Monza**  
**International GT Open**  
**Race - 1**  
**Provisional Results by Category**



PRO																		
Cls	N°	Entrant/Team	Nat	Driver 1	Nat	Driver 2	Nat	Vehicle	Cat	Cl	Laps	Total Time	Gap	Interval	Km/h	Best	Time	Km/h
1	63	Oregon Team	ITA	Pierre Louis Chovet	FRA	Maximilian Paul	DEU	Lamborghini Huracan GT3 EVO2	PRO	1	34	1:11:09.225			166.0	33	1:50.877	188.0
2	23	Eastalent-Racing	AUT	Simon Reicher	AUT	Christopher Haase	DEU	Audi R8 LMS GT3 Evo II	PRO	2	34	1:11:35.385	26.160	26.160	165.0	32	1:51.982	186.2
3	6 *	GetSpeed	GBR	James Wallis	GBR	Aaron Walker	GBR	Mercedes AMG GT3 2023	PRO	3	34	1:11:38.405	29.180	3.020	164.9	33	1:54.438	182.2
4	51	AF Corse	ITA	Nicola Marinangeli	ITA	Riccardo Agostini	ITA	Ferrari 296 GT3	PRO	4	34	1:11:58.515	49.290	20.110	164.1	34	1:50.485	188.7
5	20 *	SPS Automotive Performance	DEU	Reece Barr	IRL	Mikael Pitamber	ZAF	Mercedes AMG GT3	PRO	5	34	1:12:02.285	53.060	3.770	164.0	33	1:50.553	188.6
6	17	Team Motopark	DEU	Diego Menchaca	MEX	Thomas Neubauer	FRA	Mercedes AMG GT3 2020	PRO	6	34	1:12:11.908	1:02.683	9.623	163.6	34	1:55.413	180.6
7	69	Optimum Motorsport	GBR	Samuel De Haan	GBR	Charlie Fagg	GBR	McLaren 720S GT3	PRO	7	34	1:12:12.405	1:03.180	0.497	163.6	34	1:55.566	180.4
8	19	Oregon Team	ITA	Pietro Perolini	ITA	Daan Arrow	NLD	Lamborghini Huracan GT3 EVO2	PRO	8	32	1:07:46.156	2 Laps	2 Laps	164.1	32	1:53.884	183.1

**Not classified:**

72 *	Optimum Motorsport	GBR	Nick Moss	GBR	Joe Osborne	GBR	McLaren 720S GT3	PRO
------	--------------------	-----	-----------	-----	-------------	-----	------------------	-----

PROAM																		
Cls	N°	Entrant/Team	Nat	Driver 1	Nat	Driver 2	Nat	Vehicle	Cat	Cl	Laps	Total Time	Gap	Interval	Km/h	Best	Time	Km/h
1	911 *	GetSpeed	DEU	Axel Blom	FIN	Steve Jans	LUX	Mercedes AMG GT3 2023	PROAM	1	34	1:11:45.811			164.6	32	1:52.243	185.8
2	11	Kessel Racing	CHE	Frédéric Jousset	FRA	David Fumanelli	ITA	Ferrari 296 GT3	PROAM	2	34	1:12:05.619	19.808	19.808	163.9	32	1:50.283	189.1
3	33	Bonaldi Motorsport	ITA	Miloš Pavlović	SRB	Sanporn Jao-Javanil	THA	Lamborghini Huracan GT3 EVO2	PROAM	3	34	1:12:08.210	22.399	2.591	163.8	29	1:51.676	186.7
4	777	Olimp Racing	POL	Marcin Jedliński	POL	Karol Basz	ITA	Audi R8 LMS 2018	PROAM	4	34	1:12:17.306	31.495	9.096	163.4	31	1:57.422	177.6
5	27	AF Corse	ITA	Marco Pulcini	ITA	Eddie Cheever III	ITA	Ferrari 296 GT3	PROAM	5	34	1:12:26.212	40.401	8.906	163.1	30	1:58.054	176.6
6	55	AF Corse	ITA	Laurent De Meeus	BEL	Jamie Stanley	GBR	Ferrari 488 GT3 MY 2020	PROAM	6	34	1:12:55.216	1:09.405	29.004	162.0	34	1:58.836	175.4
7	38	Kessel Racing	CHE	Nicolò Rosi	CHE	Niccolò Schirò	ITA	Ferrari 296 GT3	PROAM	7	34	1:12:55.409	1:09.598	0.193	162.0	31	1:58.969	175.2
8	66	Greystone GT	GBR	Stewart Proctor	GBR	Lewis Proctor	GBR	McLaren 720S GT3	PROAM	8	34	1:13:01.855	1:16.044	6.446	161.8	32	1:55.874	179.9
9	54 *	CBRX by SPS	DEU	Dexter Müller	CHE	Yannick Mettler	CHE	Mercedes AMG GT3	PROAM	9	34	1:13:02.498	1:16.687	0.643	161.7	30	1:56.600	178.8


AM																		
Cls	N°	Entrant/Team	Nat	Driver 1	Nat	Driver 2	Nat	Vehicle	Cat	Cl	Laps	Total Time	Gap	Interval	Km/h	Best	Time	Km/h
1	61	AF Corse	ITA	Jean-Claude Saada	USA	Conrad Grunewald	USA	Ferrari 488 GT3 MY 2020	AM*	1	34	1:13:03.817			161.7	34	1:55.098	181.1
2	8	Il Barone Rampante	ITA	Giuseppe Cipriani	ITA			Lamborghini Huracan GT3 EVO	AM	2	34	1:13:08.762	4.945	4.945	161.5	33	1:56.453	179.0
3	25	AF Corse	ITA	Alessandro Cozzi	ITA	Giorgio Sernagiotto	ITA	Ferrari 296 GT3	AM*	3	33	1:11:09.630	1 Lap	1 Lap	161.1	32	1:53.379	183.9
4	65	Team Motopark	DEU	Heiko Neumann	DEU	Timo Rumpfkeil	DEU	Mercedes AMG GT3 2020	AM	4	33	1:11:20.475	1 Lap	10.845	160.7	32	1:55.214	181.0
5	91	Team Baron Motorsport	AUT	Ernst Kirchmayr	AUT	Philipp Baron	ITA	Ferrari 488 GT3 Evo	AM	5	33	1:11:28.269	1 Lap	7.794	160.4	32	1:57.739	177.1
6	133	Kessel Racing	CHE	Murat Ruhu Cuhadaroglu	TUR	Emanuele Maria Tabacchi	ITA	Ferrari 488 GT3 Evo	AM	6	33	1:11:49.360	1 Lap	21.091	159.7	33	2:00.704	172.7
7	88	AF Corse	ITA	Gino Forgione	CHE	Andrea Montermini	ITA	Ferrari 488 GT3 MY 2020	AM*	7	33	1:12:50.400	1 Lap	1:01.040	157.4	33	2:01.701	171.3
8	5	Olimp Racing	POL	Stanislaw Jedliński	POL	Krystian Korzeniowski	POL	Ferrari 296 GT3	AM	8	32	1:12:30.591	2 Laps	1 Lap	153.3	13	2:02.544	170.1

Published at:.....

Track Temp: 18.2 °C Air Temp: 18.3 °C Humidity: 81 % Track Status: WET

<b>Race Director:</b>	Neus Santamaría Sanromà DPB-0819-ESP/CAT	<b>Timekeeper:</b>	Luis García JOB-1605-ESP/M
-----------------------	---	--------------------	-------------------------------





**Autodromo Nazionale Monza**  
**International GT Open**  
**Race - 1**  
**Provisional Results by Category**



AM																		
Cls	N°	Entrant/Team	Nat	Driver 1	Nat	Driver 2	Nat	Vehicle	Cat	Cl	Laps	Total Time	Gap	Interval	Km/h	Best	Time	Km/h
9	007	* Street-Art Racing		Jahid Fazal-Karim		Pascal Bachmann		Aston Martin GT3 AMR MY2019	AM	9	31	1:12:59.305	3 Laps	1 Lap	147.6	31	2:03.738	168.5
<b>Not classified: (Requirements: 75% of number laps of leader = 26 Laps)</b>																		
	786	GetSpeed		Kiki Sak Nana		Adam Osieka		Mercedes AMG GT3 2023	AM	10	18	1:01:08.165	16 Laps	13 Laps	102.3	10	2:01.530	171.6

Fastest lap Jousset - Fumanelli in 1:50.283 at 189.1 Km/h in lap 32

**\* PENALTIES**

- CAR #007 - 10 SECONDS TIME PENALTY ADDED TO RACE TIME - PIT LANE INCIDENT
- CAR #20 - 5 SECONDS TIME PENALTY ADDED TO RACE TIME ABUSING TRACK LIMITS\*
- CAR #20 - 10 SECONDS TIME PENALTY ADDED TO RACE TIME ABUSING TRACK LIMITS
- AFTER INVESTIGATION INCIDENT CARS 6 AND 65 - CAR 6 3 SECONDS TIME PENALTY ADDED TO RACE TIME - CONTACT GAINING ADVANTAGE
- CAR #911 - 5 SECONDS TIME PENALTY ADDED TO RACE TIME - LESS TIME HANDICAP
- CAR #54- 3 SECONDS TIME PENALTY ADDED TO RACE TIME - CUTTING T1 AND GAINING ADVANTAGE
- CARS #786 - #72 NOT CLASSIFIED BREAK PARC FERME

Published at:.....

Track Temp: 18.2 °C Air Temp: 18.3 °C Humidity: 81 % Track Status: WET

**Race Director:**

Neus Santamaría Sanromà


DPB-0819-ESP/CAT

**Timekeeper:**

Luis García

JOB-1605-ESP/M





**Autodromo Nazionale Monza**  
**International GT Open**  
**Race - 1**  
**Provisional Results by Class**



International GT Open																		
Cls	N°	Entrant/Team	Nat	Driver 1	Nat	Driver 2	Nat	Vehicle	Cat	Cl	Laps	Total Time	Gap	Interval	Km/h	Best	Time	Km/h
1	23	Oregon Team	ITA	Pierre Louis Chovet	FRA	Maximilian Paul	DEU	Lamborghini Huracan GT3 EVO2	GT3	1	34	1:11:09.225			166.0	33	1:50.877	188.0
2	63	Eastalent-Racing	AUT	Simon Reicher	AUT	Christopher Haase	DEU	Audi R8 LMS GT3 Evo II	GT3	2	34	1:11:35.385	26.160	26.160	165.0	32	1:51.982	186.2
3	6 *	GetSpeed	DEU	James Wallis	GBR	Aaron Walker	GBR	Mercedes AMG GT3 2023	GT3	3	34	1:11:38.405	29.180	3.020	164.9	33	1:54.438	182.2
4	911 *	GetSpeed	DEU	Axel Blom	FIN	Steve Jans	LUX	Mercedes AMG GT3 2023	GT3	4	34	1:11:45.811	36.586	7.406	164.6	32	1:52.243	185.8
5	51	AF Corse	ITA	Nicola Marinangeli	ITA	Riccardo Agostini	ITA	Ferrari 296 GT3	GT3	5	34	1:11:58.515	49.290	12.704	164.1	34	1:50.485	188.7
6	20 *	SPS Automotive Performance	DEU	Reece Barr	IRL	Mikael Pitamber	ZAF	Mercedes AMG GT3	GT3	6	34	1:12:02.285	53.060	3.770	164.0	33	1:50.553	188.6
7	11	Kessel Racing	CHE	Frédéric Jousset	FRA	David Fumanelli	ITA	Ferrari 296 GT3	GT3	7	34	1:12:05.619	56.394	3.334	163.9	32	1:50.283	189.1
8	33	Bonaldi Motorsport	ITA	Miloš Pavlović	SRB	Sanporn Jao-Javanil	THA	Lamborghini Huracan GT3 EVO2	GT3	8	34	1:12:08.210	58.985	2.591	163.8	29	1:51.676	186.7
9	17	Team Motopark	DEU	Diego Menchaca	MEX	Thomas Neubauer	FRA	Mercedes AMG GT3 2020	GT3	9	34	1:12:11.908	1:02.683	3.698	163.6	34	1:55.413	180.6
10	69	Optimum Motorsport	GBR	Samuel De Haan	GBR	Charlie Fagg	GBR	McLaren 720S GT3	GT3	10	34	1:12:12.405	1:03.180	0.497	163.6	34	1:55.566	180.4
11	777	Olimp Racing	POL	Marcin Jedliński	POL	Karol Basz	POL	Audi R8 LMS 2018	GT3	11	34	1:12:17.306	1:08.081	4.901	163.4	31	1:57.422	177.6
12	27	AF Corse	ITA	Marco Pulcini	ITA	Eddie Cheever III	ITA	Ferrari 296 GT3	GT3	12	34	1:12:26.212	1:16.987	8.906	163.1	30	1:58.054	176.6
13	55	AF Corse	ITA	Laurent De Meeus	BEL	Jamie Stanley	GBR	Ferrari 488 GT3 MY 2020	GT3	13	34	1:12:55.216	1:45.991	29.004	162.0	34	1:58.836	175.4
14	38	Kessel Racing	CHE	Nicolò Rosi	CHE	Niccolò Schirò	ITA	Ferrari 296 GT3	GT3	14	34	1:12:55.409	1:46.184	0.193	162.0	31	1:58.969	175.2
15	66	Greystone GT	GBR	Stewart Proctor	GBR	Lewis Proctor	GBR	McLaren 720S GT3	GT3	15	34	1:13:01.855	1:52.630	6.446	161.8	32	1:55.874	179.9
16	54 *	CBRX by SPS	DEU	Dexter Müller	CHE	Yannick Mettler	CHE	Mercedes AMG GT3	GT3	16	34	1:13:02.498	1:53.273	0.643	161.7	30	1:56.600	178.8
17	61	AF Corse	ITA	Jean-Claude Saada	USA	Conrad Grunewald	USA	Ferrari 488 GT3 MY 2020	GT3*	17	34	1:13:03.817	1:54.592	1.319	161.7	34	1:55.098	181.1
18	8	Il Barone Rampante	ITA	Giuseppe Cipriani	ITA		ITA	Lamborghini Huracan GT3 EVO	GT3	18	34	1:13:08.762	1:59.537	4.945	161.5	33	1:56.453	179.0
19	25	AF Corse	ITA	Alessandro Cozzi	ITA	Giorgio Sernagiotto	ITA	Ferrari 296 GT3	GT3*	19	33	1:11:09.630	1 Lap	1 Lap	161.1	32	1:53.379	183.9
20	65	Team Motopark	DEU	Heiko Neumann	DEU	Timo Rumpfkeil	DEU	Mercedes AMG GT3 2020	GT3	20	33	1:11:20.475	1 Lap	10.845	160.7	32	1:55.214	181.0
21	91	Team Baron Motorsport	AUT	Ernst Kirchmayr	AUT	Philipp Baron	AUT	Ferrari 488 GT3 Evo	GT3	21	33	1:11:28.269	1 Lap	7.794	160.4	32	1:57.739	177.1
22	133	Kessel Racing	CHE	Murat Ruhu Cuhadaroglu	TUR	Emanuele Maria Tabacchi	ITA	Ferrari 488 GT3 Evo	GT3	22	33	1:11:49.360	1 Lap	21.091	159.7	33	2:00.704	172.7
23	88	AF Corse	ITA	Gino Forgione	CHE	Andrea Montermini	ITA	Ferrari 488 GT3 MY 2020	GT3*	23	33	1:12:50.400	1 Lap	1:01.040	157.4	33	2:01.701	171.3
24	19	Oregon Team	ITA	Pietro Perolini	ITA	Daan Arrow	NLD	Lamborghini Huracan GT3 EVO2	GT3	24	32	1:07:46.156	2 Laps	1 Lap	164.1	32	1:53.884	183.1
25	5	Olimp Racing	POL	Stanislaw Jedliński	POL	Krystian Korzeniowski	POL	Ferrari 296 GT3	GT3	25	32	1:12:30.591	2 Laps	4:44.435	153.3	13	2:02.544	170.1
26	007 *	Street-Art Racing	DEU	Jahid Fazal-Karim	FRA	Pascal Bachmann	CHE	Aston Martin GT3 AMR MY2019	GT3	26	31	1:12:59.305	3 Laps	1 Lap	147.6	31	2:03.738	168.5
<b>Not classified: (Requirements: 75% of number laps of leader = 26 Laps)</b>																		
786	GetSpeed	DEU	Kiki Sak Nana	ITA	Adam Osieka	DEU	Mercedes AMG GT3 2023	GT3	27	18	1:01:08.165	16 Laps	13 Laps	102.3	10	2:01.530	171.6	
72 *	Optimum Motorsport	GBR	Nick Moss	GBR	Joe Osborne	GBR	McLaren 720S GT3	GT3										

Fastest lap Jousset - Fumanelli in 1:50.283 at 189.1 Km/h in lap 32

Published at:.....

Track Temp: 18.2 °C Air Temp: 18.3 °C Humidity: 81 % Track Status: WET

Race Director:

Neus Santamaría Sanromà


DPB-0819-ESP/CAT

Timekeeper:

Luis Garcia

JOB-1605-ESP/M





**Autodromo Nazionale Monza**  
**International GT Open**  
**Race - 1**  
**Provisional Results by Class**



**\* PENALTIES**

- CAR #007 - 10 SECONDS TIME PENALTY ADDED TO RACE TIME - PIT LANE INCIDENT
- CAR #20 - 5 SECONDS TIME PENALTY ADDED TO RACE TIME ABUSING TRACK LIMITS\*
- CAR #20 - 10 SECONDS TIME PENALTY ADDED TO RACE TIME ABUSING TRACK LIMITS
- AFTER INVESTIGATION INCIDENT CARS 6 AND 65 - CAR 6 3 SECONDS TIME PENALTY ADDED TO RACE TIME - CONTACT GAINING ADVANTAGE
- CAR #911- 5 SECONDS TIME PENALTY ADDED TO RACE TIME - LESS TIME HANDICAP
- CAR #54- 3 SECONDS TIME PENALTY ADDED TO RACE TIME - CUTTING T1 AND GAINING ADVANTAGE
- CARS #786 - #72 NOT CLASSIFIED BREAK PARC FERME

Published at:.....

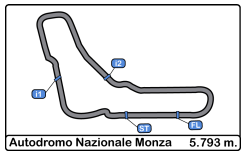
Track Temp: **18.2 °C** Air Temp: **18.3 °C** Humidity: **81 %** Track Status: **WET**

**Race Director:** Neus Santamaría Sanromà  
 DPB-0819-ESP/CAT

**Timekeeper:** Luis García  
 JOB-1605-ESP/M








**Autodromo Nazionale Monza**  
**International GT Open**  
**Race - 1**



**Provisional Classification by Driver Fastest Lap**

Cl	N°	Entrant/Team	Nat	Vehicle	Driver	Nat	Cat	Cl	Laps	Best	Time	Gap	Interval	Km/h
1	11	Kessel Racing	CHE	Ferrari 296 GT3	David Fumanelli	ITA	PROAM	1	18	16	1:50.283			189.1
2	51	AF Corse	ITA	Ferrari 296 GT3	Riccardo Agostini	ITA	PRO	1	15	15	1:50.485	0.202	0.202	188.7
3	20	SPS Automotive Performance	DEU	Mercedes AMG GT3	Reece Barr	IRL	PRO	2	16	15	1:50.553	0.270	0.068	188.6
4	63	Oregon Team	ITA	Lamborghini Huracan GT3 EVO2	Pierre Louis Chovet	FRA	PRO	3	15	14	1:50.877	0.594	0.324	188.0
5	33	Bonaldi Motorsport	ITA	Lamborghini Huracan GT3 EVO2	Miloš Pavlović	SRB	PROAM	2	19	14	1:51.676	1.393	0.799	186.7
6	23	Eastalent-Racing	AUT	Audi R8 LMS GT3 Evo II	Christopher Haase	DEU	PRO	4	15	13	1:51.982	1.699	0.306	186.2
7	911	GetSpeed	DEU	Mercedes AMG GT3 202	Steve Jans	LUX	PROAM	3	16	14	1:52.243	1.960	0.261	185.8
8	25	AF Corse	ITA	Ferrari 296 GT3	Giorgio Sernagiotto	ITA	AM*	1	19	18	1:53.379	3.096	1.136	183.9
9	19	Oregon Team	ITA	Lamborghini Huracan GT3 EVO2	Pietro Perolini	ITA	PRO	5	14	14	1:53.884	3.601	0.505	183.1
10	6	GetSpeed	DEU	Mercedes AMG GT3 202	James Wallis	GBR	PRO	6	15	14	1:54.438	4.155	0.554	182.2
11	61	AF Corse	ITA	Ferrari 488 GT3 MY 2020	Conrad Grunewald	USA	AM*	2	21	21	1:55.098	4.815	0.660	181.1
12	65	Team Motopark	DEU	Mercedes AMG GT3 202	Heiko Neumann	DEU	AM	3	14	13	1:55.214	4.931	0.116	181.0
13	17	Team Motopark	DEU	Mercedes AMG GT3 202	Diego Menchaca	MEX	PRO	7	18	18	1:55.413	5.130	0.199	180.6
14	69	Optimum Motorsport	GBR	McLaren 720S GT3	Charlie Fagg	GBR	PRO	8	20	20	1:55.566	5.283	0.153	180.4
15	66	Greystone GT	GBR	McLaren 720S GT3	Lewis Proctor	GBR	PROAM	4	21	19	1:55.874	5.591	0.308	179.9
16	8	Il Barone Rampante	ITA	Lamborghini Huracan GT3 EVO	Giuseppe Cipriani	ITA	AM	4	34	33	1:56.453	6.170	0.579	179.0
17	54	CBRX by SPS	DEU	Mercedes AMG GT3	Yannick Mettler	CHE	PROAM	5	21	17	1:56.600	6.317	0.147	178.8
18	777	Olimp Racing	POL	Audi R8 LMS 2018	Marcin Jedliński	POL	PROAM	6	15	12	1:57.422	7.139	0.822	177.6
19	91	Team Baron Motorsport	AUT	Ferrari 488 GT3 Evo	Philipp Baron	AUT	AM	5	20	19	1:57.739	7.456	0.317	177.1
20	27	AF Corse	ITA	Ferrari 296 GT3	Marco Pulcini	ITA	PROAM	7	15	11	1:58.054	7.771	0.315	176.6
21	55	AF Corse	ITA	Ferrari 488 GT3 MY 2020	Laurent De Meeus	BEL	PROAM	8	15	15	1:58.836	8.553	0.782	175.4
22	38	Kessel Racing	CHE	Ferrari 296 GT3	Nicolò Rosi	CHE	PROAM	9	15	12	1:58.969	8.686	0.133	175.2
23	63	Oregon Team	ITA	Lamborghini Huracan GT3 EVO2	Maximilian Paul	DEU	PRO	9	19	16	1:59.327	9.044	0.358	174.7
24	777	Olimp Racing	POL	Audi R8 LMS 2018	Karol Basz	POL	PROAM	10	19	17	1:59.616	9.333	0.289	174.3
25	6	GetSpeed	DEU	Mercedes AMG GT3 202	Aaron Walker	GBR	PRO	10	19	18	1:59.787	9.504	0.171	174.0
26	27	AF Corse	ITA	Ferrari 296 GT3	Eddie Cheever III	ITA	PROAM	11	19	18	1:59.837	9.554	0.050	174.0
27	19	Oregon Team	ITA	Lamborghini Huracan GT3 EVO2	Daan Arrow	NLD	PRO	11	18	17	2:00.126	9.843	0.289	173.6
28	65	Team Motopark	DEU	Mercedes AMG GT3 202	Timo Rumpfkeil	DEU	AM	6	19	18	2:00.444	10.161	0.318	173.1
29	38	Kessel Racing	CHE	Ferrari 296 GT3	Nicolò Schirò	ITA	PROAM	12	19	13	2:00.649	10.366	0.205	172.8
30	133	Kessel Racing	CHE	Ferrari 488 GT3 Evo	Murat Ruhi Cuhadaro	TUR	AM	7	15	15	2:00.704	10.421	0.055	172.7
31	20	SPS Automotive Performance	DEU	Mercedes AMG GT3	Mikael Pitamber	ZAF	PRO	12	18	16	2:00.716	10.433	0.012	172.7
32	17	Team Motopark	DEU	Mercedes AMG GT3 202	Thomas Neubauer	FRA	PRO	13	16	13	2:00.810	10.527	0.094	172.6
33	911	GetSpeed	DEU	Mercedes AMG GT3 202	Axel Blom	FIN	PROAM	13	18	15	2:01.381	11.098	0.571	171.8
34	51	AF Corse	ITA	Ferrari 296 GT3	Nicola Marinangeli	ITA	PRO	14	19	18	2:01.419	11.136	0.038	171.7
35	23	Eastalent-Racing	AUT	Audi R8 LMS GT3 Evo II	Simon Reicher	AUT	PRO	15	19	17	2:01.522	11.239	0.103	171.6
36	786	GetSpeed	DEU	Mercedes AMG GT3 202	Kiki Sak Nana	THA	AM	8	17	10	2:01.530	11.247	0.008	171.6
37	55	AF Corse	ITA	Ferrari 488 GT3 MY 2020	Jamie Stanley	GBR	PROAM	14	19	18	2:01.627	11.344	0.097	171.4
38	88	AF Corse	ITA	Ferrari 488 GT3 MY 2020	Gino Forgione	CHE	AM*	9	16	16	2:01.701	11.418	0.074	171.3
39	69	Optimum Motorsport	GBR	McLaren 720S GT3	Samuel De Haan	GBR	PRO	16	14	13	2:01.746	11.463	0.045	171.2
40	72	Optimum Motorsport	GBR	McLaren 720S GT3	Nick Moss	GBR	PRO	17	11	8	2:01.845	11.562	0.099	171.1
41	72	Optimum Motorsport	GBR	McLaren 720S GT3	Joe Osborne	GBR	PRO	18	19	14	2:01.981	11.698	0.136	170.9
42	25	AF Corse	ITA	Ferrari 296 GT3	Alessandro Cozzi	ITA	AM*	10	14	10	2:02.445	12.162	0.464	170.3
43	5	Olimp Racing	POL	Ferrari 296 GT3	Krystian Korzeniows	POL	AM	11	17	13	2:02.544	12.261	0.099	170.1
44	88	AF Corse	ITA	Ferrari 488 GT3 MY 2020	Andrea Montermini	ITA	AM*	12	17	7	2:02.885	12.602	0.341	169.7
45	133	Kessel Racing	CHE	Ferrari 488 GT3 Evo	Emanuele Maria Tab	ITA	AM	13	18	17	2:03.402	13.119	0.517	168.9
46	33	Bonaldi Motorsport	ITA	Lamborghini Huracan GT3 EVO2	Sanporn Jao-Javanil	THA	PROAM	15	15	13	2:03.405	13.122	0.003	168.9
47	007	Street-Art Racing	BEL	Aston Martin GT3 AMR MY2019	Jahid Fazal-Karim	FRA	AM	14	16	16	2:03.738	13.455	0.333	168.5
48	91	Team Baron Motorsport	AUT	Ferrari 488 GT3 Evo	Ernst Kirchmayr	AUT	AM	15	13	10	2:04.028	13.745	0.290	168.1
49	54	CBRX by SPS	DEU	Mercedes AMG GT3	Dexter Müller	CHE	PROAM	16	13	7	2:04.593	14.310	0.565	167.3
50	61	AF Corse	ITA	Ferrari 488 GT3 MY 2020	Jean-Claude Saada	USA	AM*	16	13	9	2:04.653	14.370	0.060	167.3
51	66	Greystone GT	GBR	McLaren 720S GT3	Stewart Proctor	GBR	PROAM	17	13	12	2:04.658	14.375	0.005	167.2
52	11	Kessel Racing	CHE	Ferrari 296 GT3	Frédéric Jousset	FRA	PROAM	18	16	10	2:04.893	14.610	0.235	166.9
53	007	Street-Art Racing	BEL	Aston Martin GT3 AMR MY2019	Pascal Bachmann	CHE	AM	17	15	11	2:05.577	15.294	0.684	166.0
54	5	Olimp Racing	POL	Ferrari 296 GT3	Stanislaw Jedliński	POL	AM	18	15	15	2:09.706	19.423	4.129	160.7
55	786	GetSpeed	DEU	Mercedes AMG GT3 202	Adam Osieka	DEU	AM	19	1	1	1:01:08.1	59:17.8	58:58.45	05.6





# Autodromo Nazionale Monza

## International GT Open

### Race - 1

Distance and Speed Average



Autodromo Nazionale Monza 5.793 m

Cls	N°	Entrant/Team	Nat	Driver 1	Nat	Driver 2	Nat	Vehicle	Cat	Cls	Laps	Distance	Total Time	Km/h
1	63	Oregon Team	ITA	Pierre Louis Chovet	FRA	Maximilian Paul	DEU	Lamborghini Huracan GT3 EVO2	PRO	1	34	196.96	1:11:09.225	166.0
2	23	Eastalent-Racing	AUT	Simon Reicher	AUT	Christopher Haase	DEU	Audi R8 LMS GT3 Evo II	PRO	2	34	196.96	1:11:35.385	165.0
3	6	GetSpeed	DEU	James Wallis	GBR	Aaron Walker	GBR	Mercedes AMG GT3 2023	PRO	3	34	196.96	1:11:38.405	164.9
4	911	GetSpeed	DEU	Axel Blom	FIN	Steve Jans	LUX	Mercedes AMG GT3 2023	PROAM	1	34	196.96	1:11:45.811	164.6
5	51	AF Corse	ITA	Nicola Marinangeli	ITA	Riccardo Agostini	ITA	Ferrari 296 GT3	PRO	4	34	196.96	1:11:58.515	164.1
6	20	SPS Automotive Performance	DEU	Reece Barr	IRL	Mikaeel Pitamber	ZAF	Mercedes AMG GT3	PRO	5	34	196.96	1:12:02.285	164.0
7	11	Kessel Racing	CHE	Frédéric Jousset	FRA	David Fumanelli	ITA	Ferrari 296 GT3	PROAM	2	34	196.96	1:12:05.619	163.9
8	33	Bonaldi Motorsport	ITA	Miloš Pavlović	SRB	Sanporn Jao-Javanil	THA	Lamborghini Huracan GT3 EVO2	PROAM	3	34	196.96	1:12:08.210	163.8
9	17	Team Motopark	DEU	Diego Menchaca	MEX	Thomas Neubauer	FRA	Mercedes AMG GT3 2020	PRO	6	34	196.96	1:12:11.908	163.6
10	69	Optimum Motorsport	GBR	Samuel De Haan	GBR	Charlie Fagg	GBR	McLaren 720S GT3	PRO	7	34	196.96	1:12:12.405	163.6
11	777	Olimp Racing	POL	Marcin Jedliński	POL	Karol Basz	POL	Audi R8 LMS 2018	PROAM	4	34	196.96	1:12:17.306	163.4
12	27	AF Corse	ITA	Marco Pulcini	ITA	Eddie Cheever III	ITA	Ferrari 296 GT3	PROAM	5	34	196.96	1:12:26.212	163.1
13	55	AF Corse	ITA	Laurent De Meeus	BEL	Jamie Stanley	GBR	Ferrari 488 GT3 MY 2020	PROAM	6	34	196.96	1:12:55.216	162.0
14	38	Kessel Racing	CHE	Nicolò Rosi	CHE	Niccolò Schirò	ITA	Ferrari 296 GT3	PROAM	7	34	196.96	1:12:55.409	162.0
15	66	Greystone GT	GBR	Stewart Proctor	GBR	Lewis Proctor	GBR	McLaren 720S GT3	PROAM	8	34	196.96	1:13:01.855	161.8
16	54	CBRX by SPS	DEU	Dexter Müller	CHE	Yannick Mettler	CHE	Mercedes AMG GT3	PROAM	9	34	196.96	1:13:02.498	161.7
17	61	AF Corse	ITA	Jean-Claude Saada	USA	Conrad Grunewald	USA	Ferrari 488 GT3 MY 2020	AM*	1	34	196.96	1:13:03.817	161.7
18	8	Il Barone Rampante	ITA	Giuseppe Cipriani	ITA		ITA	Lamborghini Huracan GT3 EVO	AM	2	34	196.96	1:13:08.762	161.5
19	25	AF Corse	ITA	Alessandro Cozzi	ITA	Giorgio Sernagiotto	ITA	Ferrari 296 GT3	AM*	3	33	191.16	1:11:09.630	161.1
20	65	Team Motopark	DEU	Heiko Neumann	DEU	Timo Rumpfkeil	DEU	Mercedes AMG GT3 2020	AM	4	33	191.16	1:11:20.475	160.7
21	91	Team Baron Motorsport	AUT	Ernst Kirchmayr	AUT	Philipp Baron	AUT	Ferrari 488 GT3 Evo	AM	5	33	191.16	1:11:28.269	160.4
22	133	Kessel Racing	CHE	Murat Ruhi Cuhadaroglu	TUR	Emanuele Maria Tabacchi	ITA	Ferrari 488 GT3 Evo	AM	6	33	191.16	1:11:49.360	159.7
23	88	AF Corse	ITA	Gino Forgione	CHE	Andrea Montermini	ITA	Ferrari 488 GT3 MY 2020	AM*	7	33	191.16	1:12:50.400	157.4
24	19	Oregon Team	ITA	Pietro Perolini	ITA	Daan Arrow	NLD	Lamborghini Huracan GT3 EVO2	PRO	8	32	185.37	1:07:46.156	164.1
25	5	Olimp Racing	POL	Stanislaw Jedliński	POL	Krystian Korzeniowski	POL	Ferrari 296 GT3	AM	8	32	185.37	1:12:30.591	153.3
26	007	Street-Art Racing	BEL	Jahid Fazal-Karim	FRA	Pascal Bachmann	CHE	Aston Martin GT3 AMR MY2019	AM	9	31	179.58	1:12:59.305	147.6
<b>Not classified: (Requirements: 75% of number laps of leader = 26 Laps)</b>														
786	GetSpeed	DEU	Kiki Sak Nana	THA	Adam Osieka	DEU	Mercedes AMG GT3 2023	AM	10	18	104.27	1:01:08.165	102.3	
72	Optimum Motorsport	GBR	Nick Moss	GBR	Joe Osborne	GBR	McLaren 720S GT3	PRO	9					





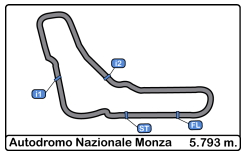


**Autodromo Nazionale Monza**  
**International GT Open**  
**Race - 1**  
**Lap Analysis**



5 Stanislaw Jedliński Ferrari 296 GT3							6 James Wallis Mercedes AMG GT3 2023								
AM Krystian Korzeniewski							PRO Aaron Walker								
Lap	D	Time	Sector 1	Sector 2	Sector 3	T. Spd	Elapsed	Lap	D	Time	Sector 1	Sector 2	Sector 3	T. Spd	Elapsed
1	2	3:40.374	1:22.283	1:06.598	1:11.493	66.5	3:40.374	1	2	3:29.179	1:09.922	1:07.445	1:11.812	84.9	3:29.179
2	2	2:50.250	1:01.419	57.116	51.715	169.2	6:30.624	2	2	2:57.056	1:00.113	57.088	59.855	116.5	6:26.235
3	2	2:05.714	39.033	43.446	43.235	173.0	8:36.338	3	2	2:03.865	38.482	42.538	42.845	198.5	8:30.100
4	2	2:04.682	38.356	43.236	43.090	204.1	10:41.020	4	2	2:03.139	37.628	42.556	42.955	230.7	10:33.239
5	2	2:04.304	38.044	43.279	42.981	226.4	12:45.324	5	2	2:02.869	37.618	42.597	42.654	232.7	12:36.108
6	2	2:03.347	37.629	42.985	42.733	238.9	14:48.671	6	2	2:01.202	37.434	41.311	42.457	230.2	14:37.310
7	2	2:03.625	37.844	42.986	42.795	233.2	16:52.296	7	2	2:02.483	37.575	42.394	42.514	226.8	16:39.793
8	2	2:03.788	38.008	43.032	42.748	240.5	18:56.084	8	2	2:02.210	37.545	42.372	42.293	223.1	18:42.003
9	2	2:03.914	38.210	43.034	42.670	244.3	20:59.998	9	2	2:01.777	37.495	42.158	42.124	233.2	20:43.780
10	2	2:03.576	37.966	43.008	42.602	242.1	23:03.574	10	2	2:01.941	37.397	42.198	42.346	242.6	22:45.721
11	2	2:03.081	37.803	42.652	42.626	243.2	25:06.655	11	2	2:01.690	37.446	41.985	42.259	236.3	24:47.411
12	2	2:02.701	37.958	42.273	42.470	249.4	27:09.356	12	2	2:00.641	37.319	41.253	42.069	237.8	26:48.052
13	2	2:02.544	37.816	42.190	42.538	247.1	29:11.900	13	2	2:00.563	37.158	41.529	41.876	233.7	28:48.615
14	2	2:03.417	38.152	42.563	42.702	244.8	31:15.317	14	2	2:00.100	37.132	41.023	41.945	241.0	30:48.715
15	2	2:03.007	38.200	42.165	42.642	237.8	33:18.324	15	2	2:01.944	37.841	41.697	42.406	222.6	32:50.659
16	2	2:02.675	38.029	42.175	42.471	240.0	35:20.999	16	2	2:00.391	37.147	41.410	41.834	232.2	34:51.050
17	2	2:09.391 P	37.900	41.957	49.534	247.1	37:30.390	17	2	2:00.200	37.033	41.161	42.006	238.9	36:51.250
18	1	3:40.114	2:03.640	48.049	48.425	146.7	41:10.504	18	2	1:59.787	37.223	40.819	41.745	232.7	38:51.037
19	1	2:20.477	43.041	47.763	49.673	191.8	43:30.981	19	2	2:06.020 P	37.351	40.397	48.272	240.0	40:57.057
20	1	2:16.563	39.912	47.768	48.883	224.5	45:47.544	20	1	3:14.973	1:51.904	41.133	41.936	209.7	44:12.030
21	1	2:14.285	40.217	46.181	47.887	216.4	48:01.829	21	1	2:01.184	37.661	41.744	41.779	230.2	46:13.214
22	1	2:13.891	39.938	45.289	48.664	220.8	50:15.720	22	1	1:59.399	37.262	40.689	41.448	254.7	48:12.613
23	1	2:15.008	39.827	47.478	47.703	214.2	52:30.728	23	1	1:59.494	37.060	40.665	41.769	255.9	50:12.107
24	1	2:15.923	42.519	46.393	47.011	218.1	54:46.651	24	1	1:58.754	37.060	40.284	41.410	251.7	52:10.861
25	1	2:14.127	39.808	46.693	47.626	220.8	57:00.778	25	1	1:58.724	36.690	40.117	41.917	247.1	54:09.585
26	1	2:12.507	39.182	46.026	47.299	218.1	59:13.285	26	1	1:57.346	36.501	39.938	40.907	257.7	56:06.931
27	1	2:13.483	39.285	46.997	47.201	212.1	1:01:26.768	27	1	1:56.573	36.303	39.479	40.791	264.0	58:03.504
28	1	2:17.012	41.040	47.534	48.438	203.3	1:03:43.780	28	1	1:56.226	36.168	39.315	40.743	264.0	59:59.730
29	1	2:12.515	39.449	44.812	48.254	215.5	1:05:56.295	29	1	1:56.693	36.150	39.889	40.654	264.0	1:01:56.423
30	1	2:09.819	38.630	44.788	46.401	217.3	1:08:06.114	30	1	1:57.335	37.592	39.294	40.449	263.4	1:03:53.758
31	1	2:14.771	38.282	46.639	49.850	231.2	1:10:20.885	31	1	1:57.329	36.207	39.191	41.931	266.0	1:05:51.087
32	1	2:09.706	38.319	44.668	46.719	220.4	1:12:30.591	32	1	1:54.741	35.695	38.914	40.132	268.6	1:07:45.828
								33	1	1:54.438	35.646	39.138	39.654	269.3	1:09:40.266
								34	1	1:55.139	35.762	39.442	39.935	270.0	1:11:35.405





**Autodromo Nazionale Monza**  
**International GT Open**  
**Race - 1**  
**Lap Analysis**



**8**

Giuseppe Cipriani

Lamborghini Huracan GT3 EVO

**11**

Frédéric Jousset

Ferrari 296 GT3

AM

Il Barone Rampante

PROAM

David Fumanelli

Kessel Racing

Lap	D	Time	Sector 1	Sector 2	Sector 3	T. Spd	Elapsed	Lap	D	Time	Sector 1	Sector 2	Sector 3	T. Spd	Elapsed
1		3:44.930	1:29.073	1:07.150	1:08.707	77.8	3:44.930	1	1	3:48.301	1:32.891	1:06.238	1:09.172	74.5	3:48.301
2		2:50.050	1:03.984	55.728	50.338	138.1	6:34.980	2	1	2:48.812	1:04.776	54.328	49.708	122.1	6:37.113
3		2:07.332	39.242	43.768	44.322	203.7	8:42.312	3	1	2:11.439	42.178	44.302	44.959	172.8	8:48.552
4		2:04.938	37.691	43.690	43.557	228.8	10:47.250	4	1	2:06.982	39.030	43.734	44.218	221.7	10:55.534
5		2:04.834	37.754	44.014	43.066	234.2	12:52.084	5	1	2:05.335	38.300	43.825	43.210	237.8	13:00.869
6		2:04.375	37.479	43.904	42.992	231.7	14:56.459	6	1	2:06.782	38.427	43.946	44.409	209.7	15:07.651
7		2:03.030	37.976	42.250	42.804	225.4	16:59.489	7	1	2:06.775	38.663	43.959	44.153	211.3	17:14.426
8		2:03.879	37.640	42.805	43.434	223.6	19:03.368	8	1	2:06.295	38.514	43.271	44.510	223.1	19:20.721
9		2:04.627	37.984	43.606	43.037	238.9	21:07.995	9	1	2:06.184	38.238	44.171	43.775	220.8	21:26.905
10		2:05.226	38.022	43.697	43.507	234.7	23:13.221	10	1	2:04.893	38.478	42.898	43.517	221.3	23:31.798
11		2:04.853	37.685	43.606	43.562	225.0	25:18.074	11	1	2:05.366	38.012	43.625	43.729	236.3	25:37.164
12		2:03.421	37.630	42.326	43.465	232.7	27:21.495	12	1	2:04.903	38.398	43.173	43.332	234.7	27:42.067
13		2:04.721	38.087	43.245	43.389	263.4	29:26.216	13	1	2:04.935	38.341	43.268	43.326	228.3	29:47.002
14		2:04.350	37.896	43.529	42.925	232.7	31:30.566	14	1	2:05.306	38.612	42.634	44.060	223.6	31:52.308
15		2:03.987	37.702	43.103	43.182	239.4	33:34.553	15	1	2:06.985	39.388	43.276	44.321	256.5	33:59.293
16		2:03.908	37.767	43.152	42.989	242.6	35:38.461	16	1	2:12.685 P	39.093	43.135	50.457	209.7	36:11.978
17		2:03.530	37.534	42.958	43.038	256.5	37:41.991	17	2	3:24.105	1:57.657	42.008	44.440	193.5	39:36.083
18		2:10.765 P	38.017	43.053	49.695	223.6	39:52.756	18	2	2:03.986	39.642	41.074	43.270	235.2	41:40.069
19		3:12.939	1:52.399	38.974	41.566	207.6	43:05.695	19	2	1:59.086	36.881	40.333	41.872	262.1	43:39.155
20		2:02.076	37.365	42.171	42.540	258.9	45:07.771	20	2	1:59.168	37.516	40.558	41.094	252.9	45:38.323
21		2:00.875	37.160	41.724	41.991	258.9	47:08.646	21	2	1:56.912	36.987	39.377	40.548	262.7	47:35.235
22		2:04.974	37.244	42.238	45.492	258.3	49:13.620	22	2	1:56.353	36.777	38.700	40.876	267.9	49:31.588
23		2:03.603	38.633	42.353	42.617	226.8	51:17.223	23	2	1:54.954	35.814	38.627	40.513	270.6	51:26.542
24		2:01.813	37.337	42.132	42.344	248.8	53:19.036	24	2	1:56.206	35.845	40.128	40.233	272.0	53:22.748
25		2:00.039	36.785	41.130	42.124	262.7	55:19.075	25	2	1:54.790	35.745	38.946	40.099	270.6	55:17.538
26		1:57.418	36.806	38.995	41.617	266.0	57:16.493	26	2	1:54.046	35.504	39.324	39.218	270.6	57:11.584
27		1:58.921	35.717	41.223	41.981	267.3	59:15.414	27	2	1:52.152	34.914	38.681	38.557	269.3	59:03.736
28		1:59.996	36.956	41.300	41.740	259.6	1:01:15.410	28	2	1:52.455	35.379	38.121	38.955	270.0	1:00:56.191
29		1:59.391	36.439	40.767	42.185	267.3	1:03:14.801	29	2	1:52.399	35.268	38.663	38.468	269.3	1:02:48.590
30		1:59.403	36.892	40.563	41.948	253.5	1:05:14.204	30	2	1:50.663	35.016	37.383	38.264	269.3	1:04:39.253
31		1:59.771	36.914	40.693	42.164	260.2	1:07:13.975	31	2	1:50.906	35.641	37.163	38.102	261.5	1:06:30.159
32		1:58.554	36.577	40.508	41.469	258.9	1:09:12.529	32	2	1:50.283	34.939	36.639	38.705	269.3	1:08:20.442
33		1:56.453	36.614	38.198	41.641	266.0	1:11:08.982	33	2	1:53.093	35.310	37.948	39.835	273.4	1:10:13.535
34		1:59.780	37.025	41.088	41.667	271.3	1:13:08.762	34	2	1:52.084	35.567	37.723	38.794	271.3	1:12:05.619





**Autodromo Nazionale Monza**  
**International GT Open**  
**Race - 1**  
**Lap Analysis**



17							19								
Diego Menchaca							Pietro Perolini								
Mercedes AMG GT3 2020							Lamborghini Huracan GT3 EVO2								
PRO							PRO								
Thomas Neubauer							Daan Arrow								
Team Motopark							Oregon Team								
Lap	D	Time	Sector 1	Sector 2	Sector 3	T. Spd	Elapsed	Lap	D	Time	Sector 1	Sector 2	Sector 3	T. Spd	Elapsed
1	2	3:35.327	1:17.454	1:05.907	1:11.966	67.8	3:35.327	1	2	3:28.324	1:08.839	1:07.608	1:11.877	106.5	3:28.324
2	2	2:52.590	1:01.560	56.693	54.337	110.2	6:27.917	2	2	2:56.617	1:00.071	57.067	59.479	119.3	6:24.941
3	2	2:04.224	38.368	43.042	42.814	194.9	8:32.141	3	2	2:02.502	38.025	42.410	42.067	220.4	8:27.443
4	2	2:02.657	37.969	42.610	42.078	228.3	10:34.798	4	2	2:01.767	37.245	42.474	42.048	243.2	10:29.210
5	2	2:02.841	37.479	42.731	42.631	221.7	12:37.639	5	2	2:01.081	37.564	41.616	41.901	236.3	12:30.291
6	2	2:02.518	37.360	42.749	42.409	228.3	14:40.157	6	2	2:01.808	37.251	42.295	42.262	250.0	14:32.099
7	2	2:02.168	37.544	42.529	42.095	230.2	16:42.325	7	2	2:01.306	37.364	42.022	41.920	251.1	16:33.405
8	2	2:02.171	37.658	42.332	42.181	227.8	18:44.496	8	2	2:01.388	37.436	41.865	42.087	254.1	18:34.793
9	2	2:02.385	37.577	42.445	42.363	234.2	20:46.881	9	2	2:01.330	37.378	42.120	41.832	254.7	20:36.123
10	2	2:01.905	37.600	41.995	42.310	237.8	22:48.786	10	2	2:00.996	37.504	41.162	42.330	252.9	22:37.119
11	2	2:02.138	37.598	42.129	42.411	235.8	24:50.924	11	2	2:01.117	37.421	41.811	41.885	252.3	24:38.236
12	2	2:01.154	37.669	41.251	42.234	234.2	26:52.078	12	2	2:00.724	37.157	41.435	42.132	255.3	26:38.960
13	2	2:00.810	37.634	41.327	41.849	234.7	28:52.888	13	2	2:00.930	37.425	41.269	42.236	252.3	28:39.890
14	2	2:01.246	37.630	41.748	41.868	237.8	30:54.134	14	2	2:00.364	37.506	40.987	41.871	259.6	30:40.254
15	2	2:01.245	37.672	41.872	41.701	240.0	32:55.379	15	2	2:00.407	37.349	41.128	41.930	257.7	32:40.661
16	2	2:07.106 P	37.633	41.189	48.284	240.5	35:02.485	16	2	2:00.360	37.134	40.857	42.369	251.7	34:41.021
17	1	3:29.867	2:04.359	42.459	43.049	203.3	38:32.352	17	2	2:00.126	37.410	40.782	41.934	250.0	36:41.147
18	1	2:01.198	37.446	41.340	42.412	248.8	40:33.550	18	2	2:07.178 P	37.472	40.761	48.945	248.2	38:48.325
19	1	1:59.893	37.246	40.926	41.721	258.9	42:33.443	19	1	3:22.633	1:55.481	42.659	44.493	197.4	42:10.958
20	1	2:00.534	37.046	41.631	41.857	262.1	44:33.977	20	1	2:04.816	39.054	42.114	43.648	237.8	44:15.774
21	1	2:00.054	37.245	40.842	41.967	253.5	46:34.031	21	1	2:01.855	37.845	40.956	43.054	254.1	46:17.629
22	1	1:59.734	37.087	40.601	42.046	257.7	48:33.765	22	1	1:59.863	37.575	40.453	41.835	249.4	48:17.492
23	1	1:59.741	37.395	40.541	41.805	226.8	50:33.506	23	1	1:58.355	36.660	39.758	41.937	266.6	50:15.847
24	1	1:58.674	37.032	40.181	41.461	260.8	52:32.180	24	1	1:58.299	36.608	40.394	41.297	268.6	52:14.146
25	1	1:59.508	37.648	40.382	41.478	227.8	54:31.688	25	1	1:56.192	36.165	39.199	40.828	267.9	54:10.338
26	1	1:58.712	36.674	40.723	41.315	260.8	56:30.400	26	1	1:57.766	36.225	40.244	41.297	266.0	56:08.104
27	1	1:59.080	37.014	40.285	41.781	248.8	58:29.480	27	1	1:56.164	35.891	39.635	40.638	270.0	58:04.268
28	1	1:58.119	36.450	39.863	41.806	251.7	1:00:27.599	28	1	1:55.836	35.800	39.604	40.432	269.3	1:00:00.104
29	1	1:57.578	36.750	39.877	40.951	262.1	1:02:25.177	29	1	1:56.355	35.944	39.185	41.226	266.6	1:01:56.459
30	1	1:57.465	36.395	39.825	41.245	256.5	1:04:22.642	30	1	1:54.436	35.702	38.824	39.910	264.7	1:03:50.895
31	1	1:57.913	36.754	40.340	40.819	247.1	1:06:20.555	31	1	2:01.377	39.606	39.150	42.621	248.8	1:05:52.272
32	1	1:59.046	36.579	40.913	41.554	257.7	1:08:19.601	32	1	1:53.884	35.215	38.840	39.829	270.0	1:07:46.156
33	1	1:56.894	36.204	39.908	40.782	264.7	1:10:16.495	33	1		35.458			267.9	
34	1	1:55.413	35.633	39.456	40.324	264.7	1:12:11.908								





**Autodromo Nazionale Monza**  
**International GT Open**  
**Race - 1**  
**Lap Analysis**



**20**

Reece Barr

Mercedes AMG GT3

**23**

Simon Reicher

Audi R8 LMS GT3 Evo II

PRO Mikaeel Pitamber SPS Automotive Performance PRO Christopher Haase Eastalent-Racing

Lap	D	Time	Sector 1	Sector 2	Sector 3	T. Spd	Elapsed	Lap	D	Time	Sector 1	Sector 2	Sector 3	T. Spd	Elapsed
1	2	3:38.403	1:21.011	1:06.251	1:11.141	67.9	3:38.403	1	1	3:34.463	1:15.867	1:05.994	1:12.602	80.0	3:34.463
2	2	2:51.461	1:01.832	56.330	53.299	179.4	6:29.864	2	1	2:54.017	1:01.278	56.315	56.424	126.1	6:28.480
3	2	2:05.910	38.020	44.188	43.702	187.8	8:35.774	3	1	2:05.577	39.042	43.137	43.398	186.5	8:34.057
4	2	2:06.019	39.133	43.937	42.949	210.9	10:41.793	4	1	2:04.509	38.246	43.014	43.249	220.4	10:38.566
5	2	2:04.102	38.294	42.744	43.064	212.1	12:45.895	5	1	2:03.868	37.994	42.727	43.147	218.1	12:42.434
6	2	2:03.579	38.183	42.610	42.786	218.6	14:49.474	6	1	2:03.958	38.147	42.584	43.227	219.9	14:46.392
7	2	2:03.751	37.618	43.270	42.863	216.0	16:53.225	7	1	2:02.891	37.755	42.129	43.007	218.6	16:49.283
8	2	2:03.838	38.189	42.767	42.882	211.3	18:57.063	8	1	2:03.380	37.753	42.730	42.897	228.8	18:52.663
9	2	2:04.017	38.175	42.824	43.018	214.2	21:01.080	9	1	2:03.446	37.802	42.660	42.984	231.2	20:56.109
10	2	2:05.089	38.492	43.439	43.158	204.5	23:06.169	10	1	2:02.916	37.811	42.338	42.767	227.3	22:59.025
11	2	2:03.014	38.194	41.821	42.999	204.1	25:09.183	11	1	2:02.939	37.610	42.619	42.710	233.2	25:01.964
12	2	2:02.983	37.190	42.539	43.254	226.4	27:12.166	12	1	2:03.108	37.829	42.242	43.037	230.7	27:05.072
13	2	2:03.021	38.004	41.636	43.381	222.2	29:15.187	13	1	2:02.469	37.686	41.917	42.866	231.7	29:07.541
14	2	2:01.712	37.023	41.781	42.908	225.9	31:16.899	14	1	2:02.429	37.818	41.724	42.887	238.4	31:09.970
15	2	2:04.769	38.387	41.286	45.096	204.9	33:21.668	15	1	2:02.318	37.732	41.456	43.130	225.0	33:12.288
16	2	2:00.716	36.532	41.117	43.067	216.8	35:22.384	16	1	2:02.344	37.891	41.366	43.087	230.2	35:14.632
17	2	2:03.123	37.065	42.572	43.486	211.7	37:25.507	17	1	2:01.522	37.946	41.156	42.420	232.2	37:16.154
18	2	2:10.285 P	38.005	42.674	49.606	219.5	39:35.792	18	1	2:01.605	37.754	41.168	42.683	241.6	39:17.759
19	1	3:23.647	1:57.765	41.621	44.261	203.3	42:59.439	19	1	2:06.968 P	37.713	40.905	48.350	234.2	41:24.727
20	1	2:02.311	39.139	41.126	42.046	232.2	45:01.750	20	2	3:19.277	1:54.488	41.219	43.570	204.5	44:44.004
21	1	2:01.359	37.825	39.947	43.587	248.2	47:03.109	21	2	2:00.980	37.875	40.806	42.299	228.8	46:44.984
22	1	1:59.725	38.304	39.219	42.202	226.4	49:02.834	22	2	1:58.122	37.073	39.471	41.578	241.6	48:43.106
23	1	1:55.891	36.650	38.484	40.757	266.6	50:58.725	23	2	1:56.717	36.497	39.306	40.914	259.6	50:39.823
24	1	1:54.928	36.367	38.337	40.224	268.6	52:53.653	24	2	1:56.869	36.419	39.123	41.327	252.3	52:36.692
25	1	1:57.113	37.286	39.719	40.108	248.2	54:50.766	25	2	1:56.539	35.967	40.170	40.402	265.3	54:33.231
26	1	1:53.435	35.649	38.459	39.327	270.0	56:44.201	26	2	1:55.110	35.892	39.151	40.067	257.7	56:28.341
27	1	1:52.725	35.468	38.034	39.223	272.0	58:36.926	27	2	1:54.559	35.746	38.525	40.288	258.9	58:22.900
28	1	1:53.213	35.331	38.742	39.140	266.6	1:00:30.139	28	2	1:54.148	35.672	38.915	39.561	266.0	1:00:17.048
29	1	1:54.699	36.446	38.415	39.838	252.9	1:02:24.838	29	2	1:53.570	35.779	38.389	39.402	260.8	1:02:10.618
30	1	1:52.372	35.599	37.811	38.962	272.7	1:04:17.210	30	2	1:53.038	35.788	38.148	39.102	263.4	1:04:03.656
31	1	1:51.556	35.338	37.766	38.452	273.4	1:06:08.766	31	2	1:52.596	35.821	37.740	39.035	266.0	1:05:56.252
32	1	1:52.995	34.874	37.524	40.597	273.4	1:08:01.761	32	2	<b>1:51.982</b>	<b>35.330</b>	<b>37.724</b>	<b>38.928</b>	267.3	1:07:48.234
33	1	<b>1:50.553</b>	34.788	<b>37.449</b>	<b>38.316</b>	272.0	1:09:52.314	33	2	1:52.276	35.494	37.841	38.941	269.3	1:09:40.510
34	1	1:54.971	<b>34.725</b>	39.996	40.250	272.0	1:11:47.285	34	2	1:54.875	35.674	39.384	39.817	246.0	1:11:35.385





**Autodromo Nazionale Monza**  
**International GT Open**  
**Race - 1**  
**Lap Analysis**



**25**

Alessandro Cozzi

Ferrari 296 GT3 **27**

Marco Pulcini

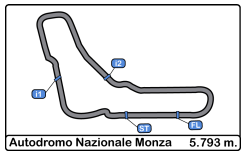
Ferrari 296 GT3

AM\* Giorgio Sernagiotto AF Corse PROAM Eddie Cheever III AF Corse

Lap	D	Time	Sector 1	Sector 2	Sector 3	T. Spd	Elapsed	Lap	D	Time	Sector 1	Sector 2	Sector 3	T. Spd	Elapsed
1	1	3:46.004	1:30.103	1:07.064	1:08.837	72.0	3:46.004	1	2	3:36.346	1:18.942	1:05.699	1:11.705	69.0	3:36.346
2	1	2:49.539	1:03.767	55.698	50.074	130.1	6:35.543	2	2	2:52.773	1:01.498	57.086	54.189	129.8	6:29.119
3	1	2:08.635	40.302	44.131	44.202	200.0	8:44.178	3	2	2:05.578	38.930	43.224	43.424	192.5	8:34.697
4	1	2:05.433	38.835	43.225	43.373	221.3	10:49.611	4	2	2:02.762	37.728	42.116	42.918	225.9	10:37.459
5	1	2:04.129	37.961	43.172	42.996	234.2	12:53.740	5	2	2:03.587	37.734	42.972	42.881	225.9	12:41.046
6	1	2:05.238	38.221	43.900	43.117	240.5	14:58.978	6	2	2:02.579	37.738	42.578	42.263	228.8	14:43.625
7	1	2:04.434	38.174	41.813	44.447	237.3	17:03.412	7	2	2:01.482	36.438	42.263	42.781	244.8	16:45.107
8	1	2:04.764	38.295	43.022	43.447	238.4	19:08.176	8	2	2:02.520	37.710	42.559	42.251	232.2	18:47.627
9	1	2:04.550	38.110	43.156	43.284	238.4	21:12.726	9	2	2:02.112	37.364	42.586	42.162	236.8	20:49.739
10	1	2:02.445	38.202	41.163	43.080	241.6	23:15.171	10	2	2:01.014	37.437	41.573	42.004	244.8	22:50.753
11	1	2:03.038	38.243	41.512	43.283	240.5	25:18.209	11	2	2:01.437	37.218	42.131	42.088	248.2	24:52.190
12	1	2:03.917	38.218	42.424	43.275	232.7	27:22.126	12	2	2:01.008	37.453	41.703	41.852	243.2	26:53.198
13	1	2:03.588	37.016	42.482	44.090	254.7	29:25.714	13	2	2:00.335	37.498	41.310	41.527	246.5	28:53.533
14	1	2:11.109 P	38.170	44.250	48.689	245.4	31:36.823	14	2	2:00.993	37.489	41.777	41.727	240.0	30:54.526
15	2	3:29.970	2:05.189	41.852	42.929	203.7	35:06.793	15	2	2:03.007	37.732	42.580	42.695	239.4	32:57.533
16	2	2:02.433	37.997	41.715	42.721	227.3	37:09.226	16	2	2:00.361	37.373	41.421	41.567	248.2	34:57.894
17	2	2:01.126	37.618	41.362	42.146	250.5	39:10.352	17	2	2:00.872	37.331	41.637	41.904	251.1	36:58.766
18	2	2:01.256	37.638	41.281	42.337	254.7	41:11.608	18	2	1:59.837	37.444	40.955	41.438	255.9	38:58.603
19	2	2:01.009	38.018	40.815	42.176	229.2	43:12.617	19	2	2:06.676 P	37.370	40.819	48.487	259.6	41:05.279
20	2	2:01.071	38.091	41.048	41.932	233.7	45:13.688	20	1	3:23.988	1:58.330	42.354	43.304	197.4	44:29.267
21	2	2:00.146	37.423	40.695	42.028	261.5	47:13.834	21	1	2:02.415	37.767	42.079	42.569	251.1	46:31.682
22	2	2:16.875	37.638	40.470	58.767	256.5	49:30.709	22	1	2:01.630	37.519	41.452	42.659	259.6	48:33.312
23	2	2:00.312	36.993	41.206	42.113	189.8	51:31.021	23	1	2:01.058	37.303	41.132	42.623	260.8	50:34.370
24	2	1:59.708	37.401	40.854	41.453	258.9	53:30.729	24	1	2:00.345	37.214	40.940	42.191	260.8	52:34.715
25	2	2:01.453	37.661	42.313	41.479	263.4	55:32.182	25	1	2:00.514	37.520	41.109	41.885	264.0	54:35.229
26	2	2:00.109	37.183	40.604	42.322	249.4	57:32.291	26	1	1:59.905	36.670	40.749	42.486	264.7	56:35.134
27	2	1:58.299	37.128	40.202	40.969	262.1	59:30.590	27	1	1:59.229	36.715	40.437	42.077	263.4	58:34.363
28	2	1:57.777	36.755	40.335	40.687	260.8	1:01:28.367	28	1	1:59.015	36.742	40.827	41.446	262.1	1:00:33.378
29	2	1:58.047	37.319	39.878	40.850	259.6	1:03:26.414	29	1	2:00.286	36.622	40.484	43.180	266.0	1:02:33.664
30	2	1:56.636	36.611	39.386	40.639	260.8	1:05:23.050	30	1	1:58.054	36.206	40.470	41.378	251.1	1:04:31.718
31	2	1:56.283	36.165	39.410	40.708	266.6	1:07:19.333	31	1	1:58.225	36.283	40.707	41.235	266.0	1:06:29.943
32	2	1:53.379	34.843	37.065	41.471	262.7	1:09:12.712	32	1	1:58.073	36.713	40.202	41.158	265.3	1:08:28.016
33	2	1:56.918	36.710	38.281	41.927	251.7	1:11:09.630	33	1	1:59.106	36.553	40.798	41.755	258.3	1:10:27.122
								34	1	1:59.090	36.250	40.462	42.378	263.4	1:12:26.212







**Autodromo Nazionale Monza**  
**International GT Open**  
**Race - 1**  
**Lap Analysis**



**33**

Miloš Pavlović

Lamborghini Huracan GT3 EVO2

**38**

Nicolò Rosi

Ferrari 296 GT3

PROAM

Sanporn Jao-Javanil

Bonaldi Motorsport


PROAM

Niccolò Schirò

Kessel Racing

Lap	D	Time	Sector 1	Sector 2	Sector 3	T. Spd	Elapsed	Lap	D	Time	Sector 1	Sector 2	Sector 3	T. Spd	Elapsed
1	2	3:47.257	1:31.842	1:06.269	1:09.146	86.1	3:47.257	1	2	3:32.563	1:14.355	1:05.579	1:12.629	102.0	3:32.563
2	2	2:48.710	1:04.444	54.536	49.730	116.7	6:35.967	2	2	2:54.611	1:00.975	56.197	57.439	123.7	6:27.174
3	2	2:09.446	40.882	44.165	44.399	183.0	8:45.413	3	2	2:04.060	38.831	42.974	42.255	196.7	8:31.234
4	2	2:05.370	39.253	42.531	43.586	224.0	10:50.783	4	2	2:03.110	38.107	42.459	42.544	218.1	10:34.344
5	2	2:04.869	39.087	41.861	43.921	204.5	12:55.652	5	2	2:02.828	37.831	42.808	42.189	232.7	12:37.172
6	2	2:04.813	37.822	43.295	43.696	231.7	15:00.465	6	2	2:02.325	37.681	42.542	42.102	239.4	14:39.497
7	2	2:07.127	38.827	44.679	43.621	230.7	17:07.592	7	2	2:01.851	37.542	41.338	42.971	241.6	16:41.348
8	2	2:06.117	37.966	44.555	43.596	251.1	19:13.709	8	2	2:02.112	37.820	41.761	42.531	240.0	18:43.460
9	2	2:06.424	38.692	43.970	43.762	234.2	21:20.133	9	2	2:02.397	37.851	42.316	42.230	240.5	20:45.857
10	2	2:05.423	37.847	44.040	43.536	250.0	23:25.556	10	2	2:02.471	37.814	42.502	42.155	238.9	22:48.328
11	2	2:06.273	38.999	43.578	43.696	237.3	25:31.829	11	2	2:01.950	37.702	42.257	41.991	246.5	24:50.278
12	2	2:04.462	38.291	43.240	42.931	247.1	27:36.291	12	2	2:01.439	37.637	41.768	42.034	243.7	26:51.717
13	2	2:03.405	37.881	42.510	43.014	252.9	29:39.696	13	2	2:00.649	36.896	41.862	41.891	250.0	28:52.366
14	2	2:05.948	39.190	43.191	43.567	232.7	31:45.644	14	2	2:01.156	37.943	41.271	41.942	242.1	30:53.522
15	2	2:13.295 P	39.083	43.285	50.927	233.7	33:58.939	15	2	2:03.635	38.246	43.072	42.317	240.0	32:57.157
16	1	3:23.949	1:57.316	41.864	44.769	185.5	37:22.888	16	2	2:01.009	37.707	41.146	42.156	239.4	34:58.166
17	1	2:02.303	38.202	40.962	43.139	220.4	39:25.191	17	2	2:01.484	37.809	41.251	42.424	230.7	36:59.650
18	1	2:01.867	38.048	40.059	43.760	240.5	41:27.058	18	2	2:00.780	37.674	40.881	42.225	242.6	39:00.430
19	1	1:59.570	38.521	38.821	42.228	231.7	43:26.628	19	2	2:08.781 P	37.522	42.933	48.326	253.5	41:09.211
20	1	1:57.956	37.354	39.398	41.204	243.7	45:24.584	20	1	3:34.802	2:07.714	42.886	44.202	192.1	44:44.013
21	1	1:57.226	36.903	39.711	40.612	254.1	47:21.810	21	1	2:04.054	38.708	42.080	43.266	222.2	46:48.067
22	1	1:57.310	36.770	40.133	40.407	257.1	49:19.120	22	1	2:02.702	37.513	42.178	43.011	254.7	48:50.769
23	1	1:57.747	36.423	39.702	41.622	262.1	51:16.867	23	1	2:01.618	37.744	41.192	42.682	251.7	50:52.387
24	1	1:55.990	36.689	39.414	39.887	259.6	53:12.857	24	1	2:00.708	37.302	40.808	42.598	254.1	52:53.095
25	1	1:53.482	35.763	38.202	39.517	266.6	55:06.339	25	1	2:01.020	37.531	41.113	42.376	257.7	54:54.115
26	1	1:53.226	35.560	38.045	39.621	270.0	56:59.565	26	1	1:59.726	36.761	41.042	41.923	262.1	56:53.841
27	1	1:54.032	35.132	38.174	40.726	270.0	58:53.597	27	1	2:01.719	37.125	41.672	42.922	258.9	58:55.560
28	1	1:52.012	35.161	37.898	38.953	271.3	1:00:45.609	28	1	2:00.726	37.396	40.903	42.427	237.8	1:00:56.286
29	1	1:51.676	35.035	37.693	38.948	271.3	1:02:37.285	29	1	2:00.879	36.826	41.386	42.667	259.6	1:02:57.165
30	1	1:52.804	34.918	38.391	39.495	272.0	1:04:30.089	30	1	2:00.537	37.140	40.694	42.703	258.3	1:04:57.702
31	1	1:52.670	34.775	38.987	38.908	272.0	1:06:22.759	31	1	1:58.969	36.993	40.325	41.651	260.2	1:06:56.671
32	1	1:55.876	35.127	40.641	40.108	272.7	1:08:18.635	32	1	1:59.245	36.517	40.838	41.890	262.1	1:08:55.916
33	1	1:54.708	34.998	39.755	39.955	272.0	1:10:13.343	33	1	2:00.240	36.846	41.834	41.560	262.1	1:10:56.156
34	1	1:54.867	35.004	39.119	40.744	272.0	1:12:08.210	34	1	1:59.253	36.547	40.823	41.883	262.1	1:12:55.409





**Autodromo Nazionale Monza**  
**International GT Open**  
**Race - 1**  
**Lap Analysis**



**51**

Nicola Marinangeli

Ferrari 296 GT3

**54**

Dexter Müller

Mercedes AMG GT3

PRO

Riccardo Agostini

AF Corse

PROAM

Yannick Mettler

CBRX by SPS

Lap	D	Time	Sector 1	Sector 2	Sector 3	T. Spd	Elapsed	Lap	D	Time	Sector 1	Sector 2	Sector 3	T. Spd	Elapsed
1	1	3:39.621	1:21.575	1:06.855	1:11.191	64.7	3:39.621	1	1	3:43.381	1:26.269	1:07.045	1:10.067	71.6	3:43.381
2	1	2:50.534	1:01.010	57.341	52.183	179.7	6:30.155	2	1	2:50.902	1:02.408	56.165	52.329	131.8	6:34.283
3	1	2:06.193	39.001	43.323	43.869	191.8	8:36.348	3	1	2:07.866	39.477	43.746	44.643	186.8	8:42.149
4	1	2:03.778	37.944	43.106	42.728	210.1	10:40.126	4	1	2:06.018	38.510	43.409	44.099	225.4	10:48.167
5	1	2:04.138	37.777	43.269	43.092	231.2	12:44.264	5	1	2:04.974	38.370	42.992	43.612	224.5	12:53.141
6	1	2:03.519	37.621	43.535	42.363	236.3	14:47.783	6	1	2:05.137	38.246	43.541	43.350	233.7	14:58.278
7	1	2:03.251	37.594	42.534	43.123	228.3	16:51.034	7	1	2:04.593	37.889	43.347	43.357	229.7	17:02.871
8	1	2:03.127	37.667	43.050	42.410	232.7	18:54.161	8	1	2:04.795	37.845	43.224	43.726	240.0	19:07.666
9	1	2:03.045	37.990	42.741	42.314	240.0	20:57.206	9	1	2:06.331	38.136	44.432	43.763	252.3	21:13.997
10	1	2:03.117	37.751	42.635	42.731	217.3	23:00.323	10	1	2:05.189	38.111	43.696	43.382	231.7	23:19.186
11	1	2:02.994	37.690	42.639	42.665	237.8	25:03.317	11	1	2:05.232	38.063	43.426	43.743	236.3	25:24.418
12	1	2:02.472	37.661	42.558	42.253	244.8	27:05.789	12	1	2:04.811	38.066	42.880	43.865	233.2	27:29.229
13	1	2:02.516	37.967	42.143	42.406	241.6	29:08.305	13	1	2:12.360 P	38.261	42.925	51.174	236.3	29:41.589
14	1	2:02.186	37.439	41.935	42.812	254.1	31:10.491	14	2	3:23.236	1:53.878	46.988	42.370	208.0	33:04.825
15	1	2:03.685	38.174	42.798	42.713	208.8	33:14.176	15	2	2:02.073	36.751	42.282	43.040	249.4	35:06.898
16	1	2:01.645	37.590	41.885	42.170	240.5	35:15.821	16	2	2:01.134	37.331	41.920	41.883	253.5	37:08.032
17	1	2:01.943	38.084	41.461	42.398	219.9	37:17.764	17	2	2:01.195	37.282	41.768	42.145	243.2	39:09.227
18	1	2:01.419	38.448	41.342	41.629	244.3	39:19.183	18	2	2:01.801	37.514	42.273	42.014	250.5	41:11.028
19	1	2:06.345 P	36.796	41.072	48.477	247.7	41:25.528	19	2	2:01.324	37.799	41.405	42.120	254.7	43:12.352
20	2	3:43.733	2:16.323	43.882	43.528	186.8	45:09.261	20	2	2:00.527	37.338	41.239	41.950	255.3	45:12.879
21	2	2:01.504	38.208	41.163	42.133	220.4	47:10.765	21	2	2:00.365	37.340	40.979	42.046	251.7	47:13.244
22	2	2:02.525	38.114	40.447	43.964	238.4	49:13.290	22	2	2:00.740	37.190	40.641	42.909	251.1	49:13.984
23	2	2:00.149	38.698	40.292	41.159	226.8	51:13.439	23	2	2:02.109	38.709	41.373	42.027	210.5	51:16.093
24	2	1:55.787	36.752	38.939	40.096	240.5	53:09.226	24	2	1:59.638	36.681	40.598	42.359	244.3	53:15.731
25	2	1:54.472	36.165	38.362	39.945	266.0	55:03.698	25	2	1:59.059	36.833	40.402	41.824	257.7	55:14.790
26	2	1:53.334	35.656	38.047	39.631	263.4	56:57.032	26	2	1:59.406	37.006	40.803	41.597	255.9	57:14.196
27	2	1:54.521	35.620	39.373	39.528	255.3	58:51.553	27	2	2:01.413	38.731	40.791	41.891	266.0	59:15.609
28	2	1:52.113	35.484	37.781	38.848	267.3	1:00:43.666	28	2	2:00.149	36.963	41.197	41.989	226.8	1:01:15.758
29	2	1:51.455	35.099	37.618	38.738	270.0	1:02:35.121	29	2	1:58.988	36.441	40.525	42.022	252.3	1:03:14.746
30	2	1:52.208	35.634	38.110	38.464	254.1	1:04:27.329	30	2	1:56.600	35.816	39.635	41.149	264.0	1:05:11.346
31	2	1:53.508	35.169	37.706	40.633	266.0	1:06:20.837	31	2	1:57.430	36.409	39.870	41.151	267.9	1:07:08.776
32	2	1:55.412	36.462	39.549	39.401	258.9	1:08:16.249	32	2	1:57.132	36.314	39.712	41.106	265.3	1:09:05.908
33	2	1:51.781	34.884	38.704	38.193	268.6	1:10:08.030	33	2	1:56.930	36.296	39.860	40.774	266.0	1:11:02.838
34	2	1:50.485	34.876	37.425	38.184	269.3	1:11:58.515	34	2	1:56.660	36.329	39.715	40.616	267.9	1:12:59.498





**Autodromo Nazionale Monza**  
**International GT Open**  
**Race - 1**  
**Lap Analysis**



**55**

Laurent De Meeus

Ferrari 488 GT3 MY 2020

**61**

Jean-Claude Saada

Ferrari 488 GT3 MY 2020

PROAM

Jamie Stanley

AF Corse

AM\*

Conrad Grunewald

AF Corse

Lap	D	Time	Sector 1	Sector 2	Sector 3	T. Spd	Elapsed	Lap	D	Time	Sector 1	Sector 2	Sector 3	T. Spd	Elapsed
1	2	3:33.608	1:14.993	1:05.869	1:12.746	88.6	3:33.608	1	1	3:48.831	1:32.698	1:07.229	1:08.904	85.7	3:48.831
2	2	2:53.989	1:00.900	56.301	56.788	131.7	6:27.597	2	1	2:49.213	1:04.892	55.003	49.318	113.5	6:38.044
3	2	2:05.382	39.310	43.042	43.030	187.1	8:32.979	3	1	2:11.833	41.621	45.644	44.568	177.6	8:49.877
4	2	2:03.054	37.844	42.853	42.357	244.3	10:36.033	4	1	2:07.265	38.973	44.186	44.106	216.8	10:57.142
5	2	2:02.317	37.848	42.345	42.124	244.3	12:38.350	5	1	2:07.053	38.666	44.101	44.286	230.2	13:04.195
6	2	2:02.808	37.886	42.469	42.453	231.2	14:41.158	6	1	2:06.732	38.161	44.230	44.341	237.3	15:10.927
7	2	2:03.571	38.103	43.112	42.356	247.1	16:44.729	7	1	2:06.299	38.169	44.119	44.011	236.3	17:17.226
8	2	2:03.831	38.282	43.063	42.486	247.1	18:48.560	8	1	2:05.458	37.915	43.673	43.870	232.2	19:22.684
9	2	2:02.363	37.983	42.143	42.237	248.2	20:50.923	9	1	2:04.653	37.947	43.331	43.375	231.2	21:27.337
10	2	2:01.936	38.131	41.498	42.307	243.2	22:52.859	10	1	2:05.848	38.882	43.331	43.635	228.8	23:33.185
11	2	2:02.342	37.951	41.335	43.056	242.6	24:55.201	11	1	2:05.044	37.981	43.242	43.821	235.2	25:38.229
12	2	2:02.063	38.136	41.485	42.442	243.7	26:57.264	12	1	2:05.315	37.896	43.998	43.421	233.7	27:43.544
13	2	2:02.517	38.052	42.054	42.411	235.8	28:59.781	13	1	2:13.407 P	38.108	43.062	52.237	225.0	29:56.951
14	2	2:02.709	38.073	42.203	42.433	240.0	31:02.490	14	2	3:18.267	1:54.430	41.534	42.303	203.0	33:15.218
15	2	2:03.167	38.139	42.034	42.994	244.3	33:05.657	15	2	2:01.157	37.225	41.359	42.573	243.2	35:16.375
16	2	2:01.903	37.303	41.845	42.755	242.1	35:07.560	16	2	2:02.324	38.574	41.286	42.464	199.2	37:18.699
17	2	2:02.098	38.130	41.603	42.365	246.0	37:09.658	17	2	2:01.413	37.692	41.310	42.411	232.2	39:20.112
18	2	2:01.627	38.092	41.391	42.144	246.0	39:11.285	18	2	2:00.961	37.320	41.304	42.337	235.2	41:21.073
19	2	2:07.197 P	37.877	41.230	48.090	247.7	41:18.482	19	2	2:01.572	37.623	41.455	42.494	234.7	43:22.645
20	1	3:30.757	2:06.501	41.714	42.542	200.0	44:49.239	20	2	2:00.586	37.353	40.804	42.429	254.1	45:23.231
21	1	2:01.578	38.169	41.205	42.204	244.8	46:50.817	21	2	2:00.456	37.303	41.129	42.024	260.2	47:23.687
22	1	2:00.650	37.740	40.751	42.159	231.7	48:51.467	22	2	2:00.520	37.227	40.622	42.671	265.3	49:24.207
23	1	2:01.125	37.650	40.955	42.520	226.8	50:52.592	23	2	1:59.636	37.089	40.761	41.786	256.5	51:23.843
24	1	2:00.713	37.705	40.537	42.471	248.8	52:53.305	24	2	2:00.751	37.652	41.060	42.039	240.0	53:24.594
25	1	2:01.148	38.505	40.395	42.248	231.7	54:54.453	25	2	1:59.008	36.773	40.108	42.127	262.7	55:23.602
26	1	1:59.867	37.151	40.948	41.768	231.7	56:54.320	26	2	1:58.373	36.756	40.115	41.502	261.5	57:21.975
27	1	2:01.406	39.144	40.553	41.709	247.7	58:55.726	27	2	1:57.818	36.549	39.929	41.340	267.9	59:19.793
28	1	2:00.817	37.900	40.413	42.504	215.5	1:00:56.543	28	2	1:57.935	36.468	40.185	41.282	266.0	1:01:17.728
29	1	2:00.222	37.120	40.988	42.114	236.3	1:02:56.765	29	2	1:57.597	36.322	39.780	41.495	266.0	1:03:15.325
30	1	2:00.965	38.003	40.803	42.159	225.9	1:04:57.730	30	2	1:58.879	36.872	40.199	41.808	257.1	1:05:14.204
31	1	1:59.181	37.321	40.248	41.612	247.7	1:06:56.911	31	2	1:56.755	35.514	39.654	41.587	264.0	1:07:10.959
32	1	1:59.228	37.065	40.229	41.934	247.7	1:08:56.139	32	2	1:57.627	36.170	40.297	41.160	269.3	1:09:08.586
33	1	2:00.241	37.045	41.821	41.375	236.3	1:10:56.380	33	2	2:00.133	36.133	39.653	44.347	267.3	1:11:08.719
34	1	1:58.836	37.204	40.310	41.322	243.7	1:12:55.216	34	2	1:55.098	35.415	38.666	41.017	267.3	1:13:03.817





**Autodromo Nazionale Monza**  
**International GT Open**  
**Race - 1**  
**Lap Analysis**



**63**

Pierre Louis Chovet

Lamborghini Huracan GT3 EVO2

**65**

Heiko Neumann

Mercedes AMG GT3 2020

PRO Maximilian Paul Oregon Team AM Timo Rumpfkeil Team Motopark

Lap	D	Time	Sector 1	Sector 2	Sector 3	T. Spd	Elapsed	Lap	D	Time	Sector 1	Sector 2	Sector 3	T. Spd	Elapsed
1	2	3:26.449	1:07.069	1:07.653	1:11.727	91.1	3:26.449	1	2	3:30.378	1:11.639	1:06.366	1:12.373	80.1	3:30.378
2	2	2:57.641	58.925	57.908	1:00.808	124.1	6:24.090	2	2	2:55.881	59.913	57.759	58.209	119.3	6:26.259
3	2	2:02.340	37.742	42.116	42.482	233.7	8:26.430	3	2	2:03.108	37.607	42.504	42.997	237.8	8:29.367
4	2	2:02.068	37.207	42.534	42.327	243.2	10:28.498	4	2	2:01.337	37.490	41.652	42.195	233.2	10:30.704
5	2	2:01.378	37.151	41.972	42.255	230.2	12:29.876	5	2	2:02.420	37.253	42.698	42.469	246.0	12:33.124
6	2	2:00.577	36.790	41.995	41.792	260.8	14:30.453	6	2	2:01.791	37.418	41.753	42.620	242.6	14:34.915
7	2	2:00.590	36.976	41.982	41.632	261.5	16:31.043	7	2	2:02.362	37.446	42.524	42.392	242.1	16:37.277
8	2	2:00.667	37.079	41.653	41.935	253.5	18:31.710	8	2	2:02.080	37.431	42.362	42.287	244.3	18:39.357
9	2	2:00.327	36.931	41.662	41.734	257.1	20:32.037	9	2	2:01.971	37.630	42.026	42.315	243.7	20:41.328
10	2	2:00.270	37.002	41.585	41.683	253.5	22:32.307	10	2	2:02.039	37.543	42.149	42.347	246.5	22:43.367
11	2	2:00.375	36.982	41.390	42.003	257.7	24:32.682	11	2	2:00.568	37.475	40.895	42.198	245.4	24:43.935
12	2	1:59.983	37.148	41.259	41.576	258.9	26:32.665	12	2	2:01.449	37.433	41.755	42.261	241.6	26:45.384
13	2	2:00.031	37.235	40.998	41.798	250.5	28:32.696	13	2	2:01.943	37.697	42.188	42.058	246.5	28:47.327
14	2	1:59.732	36.930	40.993	41.809	257.1	30:32.428	14	2	2:01.213	37.310	41.725	42.178	252.3	30:48.540
15	2	1:59.827	36.984	41.209	41.634	254.1	32:32.255	15	2	2:02.580	38.270	42.043	42.267	248.8	32:51.120
16	2	1:59.327	36.846	40.728	41.753	258.3	34:31.582	16	2	2:01.191	37.817	41.392	41.982	238.9	34:52.311
17	2	1:59.652	37.004	40.818	41.830	258.9	36:31.234	17	2	2:01.056	37.652	41.671	41.733	225.9	36:53.367
18	2	1:59.738	36.968	40.896	41.874	256.5	38:30.972	18	2	2:00.444	37.393	41.106	41.945	244.8	38:53.811
19	2	2:05.041 P	37.020	40.374	47.647	257.1	40:36.013	19	2	2:06.630 P	37.370	41.617	47.643	232.2	41:00.441
20	1	3:35.409	2:08.369	42.427	44.613	204.5	44:11.422	20	1	3:44.683	2:07.380	48.059	49.244	196.3	44:45.124
21	1	2:04.195	39.621	41.473	43.101	204.5	46:15.617	21	1	2:17.014	43.182	46.557	47.275	190.8	47:02.138
22	1	1:58.690	37.263	39.911	41.516	219.0	48:14.307	22	1	2:11.154	42.198	43.268	45.688	211.3	49:13.292
23	1	1:58.189	37.739	39.188	41.262	205.3	50:12.496	23	1	2:09.625	41.157	43.266	45.202	210.9	51:22.917
24	1	1:58.159	37.203	39.874	41.082	217.3	52:10.655	24	1	2:06.289	39.026	43.940	43.323	209.3	53:29.206
25	1	1:56.627	37.078	38.931	40.618	210.1	54:07.282	25	1	2:02.350	38.094	41.566	42.690	204.1	55:31.556
26	1	1:55.833	36.352	39.256	40.225	222.6	56:03.115	26	1	2:00.961	37.562	40.664	42.735	237.3	57:32.517
27	1	1:53.994	36.070	37.920	40.004	216.8	57:57.109	27	1	2:00.078	37.860	40.199	42.019	219.9	59:32.595
28	1	1:53.061	35.586	38.063	39.412	238.4	59:50.170	28	1	2:00.109	36.429	40.313	43.367	261.5	1:01:32.704
29	1	1:51.844	35.110	37.564	39.170	254.1	1:01:42.014	29	1	2:02.651	37.195	43.743	41.713	239.4	1:03:35.355
30	1	1:56.337	36.329	37.596	42.412	252.9	1:03:38.351	30	1	1:57.597	37.417	39.653	40.527	248.8	1:05:32.952
31	1	1:55.551	35.103	39.512	40.936	247.1	1:05:33.902	31	1	1:56.565	35.862	39.670	41.033	264.7	1:07:29.517
32	1	1:52.781	35.078	39.136	38.567	261.5	1:07:26.683	32	1	1:55.214	35.628	39.067	40.519	262.1	1:09:24.731
33	1	1:50.877	34.919	37.480	38.478	254.1	1:09:17.560	33	1	1:55.744	35.773	39.862	40.109	266.0	1:11:20.475
34	1	1:51.665	34.759	38.208	38.698	269.3	1:11:09.225								





**Autodromo Nazionale Monza**  
**International GT Open**  
**Race - 1**  
**Lap Analysis**



**66**

Stewart Proctor

McLaren 720S GT3

**69**

Samuel De Haan

McLaren 720S GT3

PROAM

Lewis Proctor

Greystone GT

PRO

Charlie Fagg

Optimum Motorsport

Lap	D	Time	Sector 1	Sector 2	Sector 3	T. Spd	Elapsed	Lap	D	Time	Sector 1	Sector 2	Sector 3	T. Spd	Elapsed
1	1	3:49.964	1:33.930	1:06.910	1:09.124	80.0	3:49.964	1	1	3:31.133	1:12.469	1:06.505	1:12.159	76.3	3:31.133
2	1	2:48.440	1:04.402	55.119	48.919	116.8	6:38.404	2	1	2:55.864	1:01.141	56.343	58.380	119.8	6:26.997
3	1	2:11.928	41.652	45.604	44.672	177.3	8:50.332	3	1	2:06.642	39.061	44.326	43.255	195.6	8:33.639
4	1	2:08.221	39.463	44.438	44.320	200.3	10:58.553	4	1	2:03.556	38.109	42.346	43.101	222.6	10:37.195
5	1	2:06.038	38.372	43.818	43.848	233.7	13:04.591	5	1	2:04.777	38.535	43.174	43.068	231.2	12:41.972
6	1	2:06.986	38.939	43.925	44.122	237.8	15:11.577	6	1	2:03.099	38.012	42.015	43.072	225.4	14:45.071
7	1	2:06.734	38.832	43.434	44.468	240.0	17:18.311	7	1	2:03.490	37.856	43.110	42.524	243.7	16:48.561
8	1	2:20.957	38.403	58.536	44.018	228.8	19:39.268	8	1	2:03.319	37.765	43.025	42.529	242.1	18:51.880
9	1	2:04.686	38.846	42.429	43.411	217.3	21:43.954	9	1	2:03.158	37.812	42.842	42.504	250.0	20:55.038
10	1	2:05.855	38.400	43.490	43.965	236.3	23:49.809	10	1	2:03.275	37.632	43.035	42.608	255.9	22:58.313
11	1	2:05.719	38.444	43.525	43.750	237.8	25:55.528	11	1	2:03.283	38.020	42.644	42.619	249.4	25:01.596
12	1	2:04.658	38.374	43.118	43.166	227.8	28:00.186	12	1	2:02.733	37.922	42.335	42.476	236.3	27:04.329
13	1	2:12.848 P	38.483	42.738	51.627	226.4	30:13.034	13	1	2:01.746	37.929	41.119	42.698	244.8	29:06.075
14	2	3:17.066	1:54.144	41.322	41.600	204.5	33:30.100	14	1	2:10.053 P	38.163	42.334	49.556	239.4	31:16.128
15	2	2:00.951	37.446	41.575	41.930	244.3	35:31.051	15	2	3:23.681	1:59.021	41.839	42.821	197.4	34:39.809
16	2	1:58.811	37.372	40.026	41.413	254.7	37:29.862	16	2	2:00.567	37.451	40.931	42.185	236.3	36:40.376
17	2	2:00.055	37.465	40.854	41.736	232.7	39:29.917	17	2	2:00.294	37.188	40.848	42.258	235.2	38:40.670
18	2	1:59.789	37.325	41.023	41.441	252.3	41:29.706	18	2	1:59.923	37.327	40.846	41.750	252.3	40:40.593
19	2	1:58.818	37.448	39.336	42.034	258.9	43:28.524	19	2	1:59.973	37.188	40.978	41.807	236.8	42:40.566
20	2	2:00.927	37.694	41.339	41.894	257.7	45:29.451	20	2	2:01.362	37.208	41.992	42.162	236.8	44:41.928
21	2	1:59.454	37.755	40.438	41.261	233.7	47:28.905	21	2	1:59.687	36.902	40.994	41.791	251.1	46:41.615
22	2	1:59.257	37.332	40.287	41.638	258.3	49:28.162	22	2	1:58.825	36.891	40.468	41.466	255.3	48:40.440
23	2	1:59.093	37.088	40.004	42.001	255.3	51:27.255	23	2	1:58.267	36.923	39.938	41.406	250.5	50:38.707
24	2	1:59.109	37.065	40.641	41.403	242.1	53:26.364	24	2	1:58.199	36.702	39.905	41.592	254.1	52:36.906
25	2	1:58.292	36.418	40.462	41.412	267.3	55:24.656	25	2	1:59.046	36.945	40.513	41.588	233.7	54:35.952
26	2	1:58.759	36.992	40.387	41.380	251.1	57:23.415	26	2	1:58.389	36.290	40.363	41.736	262.1	56:34.341
27	2	1:57.219	36.369	39.659	41.191	260.8	59:20.634	27	2	1:57.669	36.277	40.005	41.387	256.5	58:32.010
28	2	1:58.210	36.244	40.898	41.068	266.0	1:01:18.844	28	2	1:57.125	36.207	39.815	41.103	257.1	1:00:29.135
29	2	1:56.872	36.334	39.594	40.944	266.0	1:03:15.716	29	2	1:57.372	37.124	38.778	41.470	233.7	1:02:26.507
30	2	1:58.818	37.092	39.720	42.006	240.5	1:05:14.534	30	2	1:56.988	36.004	39.796	41.188	251.7	1:04:23.495
31	2	1:59.333	37.281	40.020	42.032	257.7	1:07:13.867	31	2	1:57.871	36.144	40.220	41.507	250.5	1:06:21.366
32	2	1:55.874	36.162	39.382	40.330	266.6	1:09:09.741	32	2	1:59.675	36.300	40.438	42.937	257.7	1:08:21.041
33	2	1:56.230	36.028	39.376	40.826	266.6	1:11:05.971	33	2	1:55.798	35.981	38.984	40.833	264.0	1:10:16.839
34	2	1:55.884	35.686	39.454	40.744	269.3	1:13:01.855	34	2	1:55.566	35.524	39.764	40.278	266.6	1:12:12.405







**Autodromo Nazionale Monza**  
**International GT Open**  
**Race - 1**  
**Lap Analysis**



**72**

Nick Moss

McLaren 720S GT3

**88**

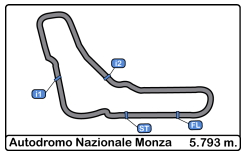
Gino Forgione

Ferrari 488 GT3 MY 2020

PRO Joe Osborne Optimum Motorsport AM\* Andrea Montermini AF Corse

Lap	D	Time	Sector 1	Sector 2	Sector 3	T. Spd	Elapsed	Lap	D	Time	Sector 1	Sector 2	Sector 3	T. Spd	Elapsed
1	2	3:37.593	1:20.001	1:06.132	1:11.460	74.4	3:37.593	1	2	3:41.488	1:24.176	1:05.916	1:11.396	75.2	3:41.488
2	2	2:51.988	1:00.946	57.142	53.900	180.6	6:29.581	2	2	2:50.940	1:02.301	56.643	51.996	151.4	6:32.428
3	2	2:05.411	38.665	43.217	43.529	200.7	8:34.992	3	2	2:06.797	39.007	43.977	43.813	190.8	8:39.225
4	2	2:04.478	38.174	43.443	42.861	227.8	10:39.470	4	2	2:04.364	38.128	42.633	43.603	203.0	10:43.589
5	2	2:03.744	38.133	43.092	42.519	226.4	12:43.214	5	2	2:04.388	37.984	43.373	43.031	218.1	12:47.977
6	2	2:03.738	38.000	43.002	42.736	228.8	14:46.952	6	2	2:05.135	38.080	43.906	43.149	217.7	14:53.112
7	2	2:03.218	37.797	42.673	42.748	224.5	16:50.170	7	2	2:02.885	37.914	42.084	42.887	217.7	16:55.997
8	2	2:03.392	37.926	42.715	42.751	240.5	18:53.562	8	2	2:03.933	37.935	42.942	43.056	217.7	18:59.930
9	2	2:03.179	37.909	42.577	42.693	241.0	20:56.741	9	2	2:04.812	38.145	43.436	43.231	210.1	21:04.742
10	2	2:03.086	37.633	42.651	42.802	241.0	22:59.827	10	2	2:04.947	38.015	43.482	43.450	243.2	23:09.689
11	2	2:02.718	37.892	42.282	42.544	251.7	25:02.545	11	2	2:04.530	37.906	43.145	43.479	236.8	25:14.219
12	2	2:03.068	38.067	42.174	42.827	240.5	27:05.613	12	2	2:03.979	37.601	43.143	43.235	242.6	27:18.198
13	2	2:03.427	38.824	41.786	42.817	228.8	29:09.040	13	2	2:03.421	37.833	42.418	43.170	248.8	29:21.619
14	2	2:01.981	37.791	41.489	42.701	249.4	31:11.021	14	2	2:03.267	37.954	41.767	43.546	237.8	31:24.886
15	2	2:02.810	38.183	41.927	42.700	225.4	33:13.831	15	2	2:04.505	37.844	43.378	43.283	235.2	33:29.391
16	2	2:02.043	37.720	41.390	42.933	258.9	35:15.874	16	2	2:04.379	37.830	43.283	43.266	234.7	35:33.770
17	2	2:03.020	38.984	40.995	43.041	203.0	37:18.894	17	2	2:10.843 P	38.048	42.307	50.488	219.5	37:44.613
18	2	2:03.292	38.173	42.022	43.097	227.8	39:22.186	18	1	3:42.474	2:14.533	43.484	44.457	188.1	41:27.087
19	2	2:07.532 P	37.726	41.617	48.189	254.1	41:29.718	19	1	2:09.227	40.187	44.333	44.707	209.7	43:36.314
20	1	3:29.176	2:04.432	42.019	42.725	196.3	44:58.894	20	1	2:09.234	38.600	44.452	46.182	227.3	45:45.548
21	1	2:07.373	38.674	41.834	46.865	219.0	47:06.267	21	1	2:07.580	38.560	44.506	44.514	238.4	47:53.128
22	1	2:06.597	38.484	43.145	44.968	230.2	49:12.864	22	1	2:05.964	38.244	43.370	44.350	260.2	49:59.092
23	1	2:02.717	38.065	41.535	43.117	244.8	51:15.581	23	1	2:05.171	37.911	43.507	43.753	241.6	52:04.263
24	1	2:04.628	38.579	42.391	43.658	238.4	53:20.209	24	1	2:06.186	38.093	43.026	45.067	244.8	54:10.449
25	1	2:03.096	38.091	42.208	42.797	241.6	55:23.305	25	1	2:07.150	38.891	43.202	45.057	219.0	56:17.599
26	1	2:03.013	38.164	42.419	42.430	245.4	57:26.318	26	1	2:07.022	38.093	44.370	44.559	232.7	58:24.621
27	1	2:01.845	37.740	41.767	42.338	242.6	59:28.163	27	1	2:04.000	37.544	42.603	43.853	232.2	1:00:28.621
28	1	2:04.027	38.449	42.539	43.039	229.2	1:01:32.190	28	1	2:04.938	38.865	42.532	43.541	227.3	1:02:33.559
29	1	2:02.798	37.630	43.427	41.741	242.6	1:03:34.988	29	1	2:04.810	38.208	42.750	43.852	224.0	1:04:38.369
30	1	2:09.878 P	37.993	42.655	49.230	250.5	1:05:44.866	30	1	2:04.181	38.604	42.305	43.272	242.6	1:06:42.550
								31	1	2:02.791	37.141	42.599	43.051	250.5	1:08:45.341
								32	1	2:03.358	36.988	43.348	43.022	255.3	1:10:48.699
								33	1	2:01.701	37.203	41.802	42.696	233.7	1:12:50.400





**Autodromo Nazionale Monza**  
**International GT Open**  
**Race - 1**  
**Lap Analysis**



**91**

Ernst Kirchmayr

Ferrari 488 GT3 Evo **133**

Murat Ruhi Cuhadaroglu

Ferrari 488 GT3 Evo

AM

Philipp Baron

Team Baron Motorsport

AM

Emanuele Maria Tabacchi

Kessel Racing

Lap	D	Time	Sector 1	Sector 2	Sector 3	T. Spd	Elapsed	Lap	D	Time	Sector 1	Sector 2	Sector 3	T. Spd	Elapsed
1	1	3:43.831	1:27.790	1:07.486	1:08.555	75.1	3:43.831	1	2	3:42.850	1:25.122	1:06.687	1:11.041	69.3	3:42.850
2	1	2:50.969	1:04.312	56.197	50.460	144.5	6:34.800	2	2	2:49.617	1:01.804	56.052	51.761	132.6	6:32.467
3	1	2:08.707	40.366	44.149	44.192	196.3	8:43.507	3	2	2:07.813	39.895	43.641	44.277	190.8	8:40.280
4	1	2:06.980	38.903	43.512	44.565	210.5	10:50.487	4	2	2:05.535	38.185	43.718	43.632	221.7	10:45.815
5	1	2:07.433	39.641	43.461	44.331	196.7	12:57.920	5	2	2:03.797	36.501	43.776	43.520	244.3	12:49.612
6	1	2:06.660	38.725	43.576	44.359	219.9	15:04.580	6	2	2:04.651	37.640	43.630	43.381	229.7	14:54.263
7	1	2:06.808	38.614	43.463	44.731	220.8	17:11.388	7	2	2:04.113	37.761	42.218	44.134	228.8	16:58.376
8	1	2:05.391	37.379	43.393	44.619	227.8	19:16.779	8	2	2:03.480	38.009	42.084	43.387	226.8	19:01.856
9	1	2:06.179	39.124	42.884	44.171	206.8	21:22.958	9	2	2:05.079	37.946	43.287	43.846	232.7	21:06.935
10	1	2:04.028	36.894	42.923	44.211	232.2	23:26.986	10	2	2:05.480	38.924	43.370	43.186	252.3	23:12.415
11	1	2:06.699	38.789	43.549	44.361	202.6	25:33.685	11	2	2:04.991	37.906	43.595	43.490	233.2	25:17.406
12	1	2:05.364	38.409	43.002	43.953	219.5	27:39.049	12	2	2:03.811	38.001	42.199	43.611	243.7	27:21.217
13	1	2:13.195 P	38.312	43.061	51.822	225.0	29:52.244	13	2	2:03.809	36.960	42.982	43.867	247.1	29:25.026
14	2	3:19.410	1:54.746	42.098	42.566	192.1	33:11.654	14	2	2:03.539	37.602	42.388	43.549	246.0	31:28.565
15	2	2:03.561	38.017	41.924	43.620	231.2	35:15.215	15	2	2:04.807	38.753	42.727	43.327	215.1	33:33.372
16	2	2:02.611	38.251	41.683	42.677	226.4	37:17.826	16	2	2:04.736	38.450	42.517	43.769	233.2	35:38.108
17	2	2:04.338	38.944	42.184	43.210	240.0	39:22.164	17	2	2:03.402	38.084	41.967	43.351	241.0	37:41.510
18	2	2:03.150	37.430	43.042	42.678	243.7	41:25.314	18	2	2:10.377 P	38.067	42.848	49.462	238.4	39:51.887
19	2	2:02.866	37.864	41.753	43.249	227.3	43:28.180	19	1	3:25.739	1:59.908	42.653	43.178	185.8	43:17.626
20	2	2:02.144	37.848	41.367	42.929	232.2	45:30.324	20	1	2:01.171	37.893	40.383	42.895	251.1	45:18.797
21	2	2:01.621	37.962	41.439	42.220	223.6	47:31.945	21	1	2:01.966	37.363	42.158	42.445	257.7	47:20.763
22	2	2:01.796	37.597	41.019	43.180	241.6	49:33.741	22	1	2:02.693	37.425	42.597	42.671	258.9	49:23.456
23	2	1:58.501	37.454	38.580	42.467	236.8	51:32.242	23	1	2:02.825	37.287	42.332	43.206	261.5	51:26.281
24	2	1:59.876	37.317	40.560	41.999	235.8	53:32.118	24	1	2:04.306	38.966	42.050	43.290	255.9	53:30.587
25	2	2:01.777	37.230	42.184	42.363	245.4	55:33.895	25	1	2:03.088	37.615	43.108	42.365	262.1	55:33.675
26	2	1:59.592	37.459	40.578	41.555	245.4	57:33.487	26	1	2:02.282	36.766	41.634	43.882	265.3	57:35.957
27	2	1:59.901	37.154	40.325	42.422	247.1	59:33.388	27	1	2:01.105	36.731	41.345	43.029	264.0	59:37.062
28	2	1:59.553	36.865	39.941	42.747	247.7	1:01:32.941	28	1	2:02.296	37.024	41.545	43.727	262.7	1:01:39.358
29	2	2:03.087	37.424	43.607	42.056	232.2	1:03:36.028	29	1	2:04.927	39.477	41.982	43.468	260.8	1:03:44.285
30	2	1:58.172	36.937	40.018	41.217	244.8	1:05:34.200	30	1	2:01.132	37.583	40.803	42.746	264.7	1:05:45.417
31	2	1:57.929	36.635	39.919	41.375	250.5	1:07:32.129	31	1	2:01.969	38.140	41.057	42.772	259.6	1:07:47.386
32	2	1:57.739	36.629	39.851	41.259	255.3	1:09:29.868	32	1	2:01.270	37.180	41.316	42.774	263.4	1:09:48.656
33	2	1:58.401	36.636	40.283	41.482	253.5	1:11:28.269	33	1	2:00.704	36.544	41.189	42.971	264.0	1:11:49.360





**Autodromo Nazionale Monza**  
**International GT Open**  
**Race - 1**  
**Lap Analysis**



**777**

Marcin Jedliński

Audi R8 LMS 2018

**786**

Kiki Sak Nana

Mercedes AMG GT3 2023

PROAM

Karol Basz

Olimp Racing

AM

Adam Osieka

GetSpeed

Lap	D	Time	Sector 1	Sector 2	Sector 3	T. Spd	Elapsed	Lap	D	Time	Sector 1	Sector 2	Sector 3	T. Spd	Elapsed
1	2	3:27.739	1:07.975	1:07.691	1:12.073	93.0	3:27.739	1	1	3:42.334	1:25.606	1:06.889	1:09.839	75.9	3:42.334
2	2	2:56.950	59.917	56.927	1:00.106	134.4	6:24.689	2	1	2:50.920	1:03.030	56.053	51.837	142.2	6:33.254
3	2	2:01.258	37.514	42.086	41.658	230.7	8:25.947	3	1	2:07.321	39.770	43.985	43.566	181.2	8:40.575
4	2	2:01.161	37.209	42.140	41.812	255.3	10:27.108	4	1	2:05.677	38.567	43.576	43.534	212.5	10:46.252
5	2	2:00.443	36.998	42.094	41.351	249.4	12:27.551	5	1	2:04.760	38.170	43.500	43.090	233.7	12:51.012
6	2	2:00.825	37.171	42.063	41.591	252.9	14:28.376	6	1	2:04.016	37.826	43.228	42.962	226.4	14:55.028
7	2	2:00.818	37.222	42.118	41.478	254.1	16:29.194	7	1	2:02.972	37.900	41.504	43.568	220.4	16:58.000
8	2	2:00.904	37.354	41.948	41.602	246.0	18:30.098	8	1	2:17.030	37.464	52.121	47.445	240.5	19:15.030
9	2	2:00.767	37.285	41.923	41.559	236.8	20:30.865	9	1	2:10.571	40.618	46.235	43.718	214.2	21:25.601
10	2	2:00.389	37.315	41.789	41.285	237.3	22:31.254	10	1	2:01.530	36.350	42.044	43.136	237.8	23:27.131
11	2	2:00.552	37.306	41.602	41.644	247.7	24:31.806	11	1	2:04.664	37.875	43.951	42.838	236.3	25:31.795
12	2	2:00.937	37.462	41.480	41.995	252.3	26:32.743	12	1	2:02.796	36.654	43.177	42.965	240.5	27:34.591
13	2	2:00.930	37.937	41.197	41.796	210.9	28:33.673	13	1	2:02.372	37.657	40.827	43.888	243.7	29:36.963
14	2	2:00.256	37.290	41.077	41.889	231.7	30:33.929	14	1	2:03.763	37.418	43.160	43.185	246.0	31:40.726
15	2	2:00.515	37.557	41.154	41.804	225.9	32:34.444	15	1	2:04.521	37.886	43.329	43.306	248.8	33:45.247
16	2	1:59.888	37.304	40.827	41.757	232.7	34:34.332	16	1	2:03.600	37.593	42.944	43.063	248.8	35:48.847
17	2	1:59.616	37.138	40.582	41.896	237.3	36:33.948	17	1	2:48.969 P	49.399	55.100	1:04.470	240.5	38:37.816
18	2	1:59.683	37.160	40.587	41.936	242.1	38:33.631	18	2	22:30.349 P	20:59.806	40.014	50.529	167.4	1:01:08.165
19	2	2:06.664 P	37.365	40.760	48.539	242.6	40:40.295								
20	1	3:38.209	2:13.755	42.327	42.127	208.8	44:18.504								
21	1	2:00.868	37.234	41.918	41.716	234.7	46:19.372								
22	1	2:00.085	37.247	41.437	41.401	232.7	48:19.457								
23	1	2:00.244	37.223	41.193	41.828	239.4	50:19.701								
24	1	2:00.543	37.397	41.694	41.452	239.4	52:20.244								
25	1	1:59.903	37.049	40.951	41.903	236.3	54:20.147								
26	1	1:59.894	36.880	41.390	41.624	244.8	56:20.041								
27	1	2:00.770	37.097	42.281	41.392	240.5	58:20.811								
28	1	2:00.579	36.967	41.669	41.943	253.5	1:00:21.390								
29	1	1:59.570	36.470	41.728	41.372	249.4	1:02:20.960								
30	1	1:59.015	36.406	41.137	41.472	244.3	1:04:19.975								
31	1	1:57.422	35.579	40.863	40.980	254.1	1:06:17.397								
32	1	1:59.302	37.323	40.656	41.323	255.9	1:08:16.699								
33	1	2:02.316	36.742	43.705	41.869	241.6	1:10:19.015								
34	1	1:58.291	36.189	40.864	41.238	261.5	1:12:17.306								





**Autodromo Nazionale Monza**  
**International GT Open**  
**Race - 1**  
**Lap Analysis**



**911**

Axel Blom

Mercedes AMG GT3 2023

**007**

Jahid Fazal-Karim

Aston Martin GT3 AMR MY2019

PROAM

Steve Jans

GetSpeed

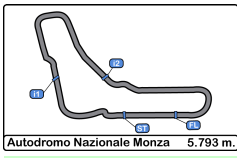
AM

Pascal Bachmann

Street-Art Racing

Lap	D	Time	Sector 1	Sector 2	Sector 3	T. Spd	Elapsed	Lap	D	Time	Sector 1	Sector 2	Sector 3	T. Spd	Elapsed
1	1	3:41.605	1:23.146	1:07.527	1:10.932	69.2	3:41.605	1	2	6:44.698	5:13.586	45.672	45.440	182.7	6:44.698
2	1	2:49.989	1:01.001	57.195	51.793	146.3	6:31.594	2	2	2:09.270	40.116	44.246	44.908	191.1	8:53.968
3	1	2:06.325	39.545	43.696	43.084	197.8	8:37.919	3	2	2:08.498	39.556	44.452	44.490	203.0	11:02.466
4	1	2:04.600	38.288	43.412	42.900	200.7	10:42.519	4	2	2:07.183	38.940	44.114	44.129	223.6	13:09.649
5	1	2:04.167	38.031	43.490	42.646	225.0	12:46.686	5	2	2:06.367	38.553	44.057	43.757	230.2	15:16.016
6	1	2:03.554	37.767	43.012	42.775	225.9	14:50.240	6	2	2:06.561	38.805	43.771	43.985	228.8	17:22.577
7	1	2:03.695	37.738	43.200	42.757	224.0	16:53.935	7	2	2:07.953	38.718	44.811	44.424	243.2	19:30.530
8	1	2:04.184	38.003	43.328	42.853	216.4	18:58.119	8	2	2:06.449	38.695	43.813	43.941	235.8	21:36.979
9	1	2:02.929	37.568	42.961	42.400	225.9	21:01.048	9	2	2:06.054	38.418	43.501	44.135	240.0	23:43.033
10	1	2:03.969	38.155	43.033	42.781	228.3	23:05.017	10	2	2:05.853	38.373	43.594	43.886	244.8	25:48.886
11	1	2:02.423	37.687	42.230	42.506	231.7	25:07.440	11	2	2:05.577	38.324	43.549	43.704	236.3	27:54.463
12	1	2:02.668	37.552	42.788	42.328	242.1	27:10.108	12	2	2:05.833	38.482	43.557	43.794	232.7	30:00.296
13	1	2:02.315	37.560	42.307	42.448	241.6	29:12.423	13	2	2:05.794	38.666	43.249	43.879	232.2	32:06.090
14	1	2:03.006	37.946	42.407	42.653	241.0	31:15.429	14	2	2:05.903	38.627	43.116	44.160	231.7	34:11.993
15	1	2:01.381	37.606	41.512	42.263	236.8	33:16.810	15	2	2:12.652 P	38.429	43.286	50.937	240.5	36:24.645
16	1	2:01.818	37.615	41.585	42.618	244.8	35:18.628	16	1	3:50.335	2:18.987	45.551	45.797	188.4	40:14.980
17	1	2:03.274	37.902	41.880	43.492	231.7	37:21.902	17	1	2:09.494	39.535	44.948	45.011	228.3	42:24.474
18	1	2:08.760 P	37.686	41.695	49.379	237.8	39:30.662	18	1	2:13.203	42.336	46.096	44.771	175.3	44:37.677
19	2	3:19.096	1:52.871	42.541	43.684	197.4	42:49.758	19	1	2:16.723	39.050	48.726	48.947	235.2	46:54.400
20	2	2:01.404	38.729	40.682	41.993	224.5	44:51.162	20	1	2:08.878	38.816	44.952	45.110	236.3	49:03.278
21	2	1:59.873	37.742	40.765	41.366	265.3	46:51.035	21	1	2:08.504	39.139	44.438	44.927	220.4	51:11.782
22	2	1:59.741	36.702	39.935	43.104	257.7	48:50.776	22	1	2:18.814	43.083	46.243	49.488	238.9	53:30.596
23	2	1:57.448	36.864	39.844	40.740	258.3	50:48.224	23	1	2:11.629	42.708	44.358	44.563	176.1	55:42.225
24	2	1:55.654	36.527	38.804	40.323	254.7	52:43.878	24	1	2:07.166	39.092	43.616	44.458	233.7	57:49.391
25	2	1:55.111	35.895	39.040	40.176	262.7	54:38.989	25	1	2:12.480	40.272	45.673	46.535	214.2	1:00:01.871
26	2	1:54.911	35.945	38.403	40.563	266.6	56:33.900	26	1	2:09.021	39.707	44.305	45.009	219.0	1:02:10.892
27	2	1:54.801	35.658	38.393	40.750	265.3	58:28.701	27	1	2:08.634	39.620	43.799	45.215	229.7	1:04:19.526
28	2	1:54.497	35.260	39.351	39.886	270.0	1:00:23.198	28	1	2:14.243	43.865	46.065	44.313	208.0	1:06:33.769
29	2	1:53.741	35.407	38.976	39.358	270.0	1:02:16.939	29	1	2:04.912	38.332	43.140	43.440	216.4	1:08:38.681
30	2	1:52.514	35.433	38.172	38.909	270.6	1:04:09.453	30	1	2:06.886	39.349	44.735	42.802	243.2	1:10:45.567
31	2	1:52.897	35.932	38.046	38.919	270.0	1:06:02.350	31	1	2:03.738	37.845	42.835	43.058	240.0	1:12:49.305
32	2	1:52.243	34.889	37.993	39.361	270.0	1:07:54.593								
33	2	1:52.970	35.033	37.973	39.964	270.0	1:09:47.563								
34	2	1:53.248	35.227	39.191	38.830	267.9	1:11:40.811								





**Autodromo Nazionale Monza**  
**International GT Open**  
**Race - 1**

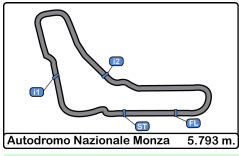


**Analysis by Lap**

Num	Lap Time	Gap	Num	Lap Time	Gap	Num	Lap Time	Gap	Num	Lap Time	Gap	Num	Lap Time	Gap
<b>Lap 1</b>			<b>007</b>	6:44.698	1 Lap	11	2:06.982	28.426	25	2:05.238	30.602	8	2:03.879	33.270
63	3:26.449		<b>Num Lap Time Gap</b>			61	2:07.265	30.034	33	2:04.813	32.089	54	2:04.795	37.568
777	3:27.739	01.290	<b>Lap 3</b>			66	2:08.221	31.445	91	2:06.660	36.204	25	2:04.764	38.078
19	3:28.324	01.875	777	2:01.258		<b>007</b>	2:08.498	1 Lap	11	2:06.782	39.275	33	2:06.117	43.611
6	3:29.179	02.730	63	2:02.340	00.483	<b>Num Lap Time Gap</b>			61	2:06.732	42.551	786	2:17.030	44.932
65	3:30.378	03.929	19	2:02.502	01.496	<b>Lap 5</b>			66	2:06.986	43.201	91	2:05.391	46.681
69	3:31.133	04.684	65	2:03.108	03.420	777	2:00.443		<b>007</b>	2:06.367	1 Lap	11	2:06.295	50.623
38	3:32.563	06.114	6	2:03.865	04.153	63	2:01.378	02.325	<b>Num Lap Time Gap</b>			61	2:05.458	52.586
55	3:33.608	07.159	38	2:04.060	05.287	19	2:01.081	02.740	<b>Lap 7</b>			<b>007</b>	2:07.953	1 Lap
23	3:34.463	08.014	17	2:04.224	06.194	65	2:02.420	05.573	777	2:00.818		66	2:20.957	1:09.170
17	3:35.327	08.878	55	2:05.382	07.032	6	2:02.869	08.557	63	2:00.590	01.849	<b>Num Lap Time Gap</b>		
27	3:36.346	09.897	69	2:06.642	07.692	38	2:02.828	09.621	19	2:01.306	04.211	<b>Lap 9</b>		
72	3:37.593	11.144	23	2:05.577	08.110	17	2:02.841	10.088	65	2:02.362	08.083	777	2:00.767	
20	3:38.403	11.954	27	2:05.578	08.750	55	2:02.317	10.799	6	2:02.483	10.599	63	2:00.327	01.172
51	3:39.621	13.172	72	2:05.411	09.045	27	2:03.587	13.495	38	2:01.851	12.154	19	2:01.330	05.258
5	3:40.374	13.925	20	2:05.910	09.827	69	2:04.777	14.421	17	2:02.168	13.131	65	2:01.971	10.463
88	3:41.488	15.039	5	2:05.714	10.391	23	2:03.868	14.883	55	2:03.571	15.535	6	2:01.777	12.915
911	3:41.605	15.156	51	2:06.193	10.401	72	2:03.744	15.663	27	2:01.482	15.913	38	2:02.397	14.992
786	3:42.334	15.885	911	2:06.325	11.972	51	2:04.138	16.713	69	2:03.490	19.367	17	2:02.385	16.016
133	3:42.850	16.401	88	2:06.797	13.278	5	2:04.304	17.773	23	2:02.891	20.089	27	2:02.112	18.874
54	3:43.381	16.932	133	2:07.813	14.333	20	2:04.102	18.344	72	2:03.218	20.976	55	2:02.363	20.058
91	3:43.831	17.382	786	2:07.321	14.628	911	2:04.167	19.135	51	2:03.251	21.840	69	2:03.158	24.173
8	3:44.930	18.481	54	2:07.866	16.202	88	2:04.388	20.426	5	2:03.625	23.102	23	2:03.446	25.244
25	3:46.004	19.555	8	2:07.332	16.365	133	2:03.797	22.061	20	2:03.751	24.031	72	2:03.179	25.876
33	3:47.257	20.808	91	2:08.707	17.560	786	2:04.760	23.461	911	2:03.695	24.741	51	2:03.045	26.341
11	3:48.301	21.852	25	2:08.635	18.231	8	2:04.834	24.533	88	2:02.885	26.803	5	2:03.914	29.133
61	3:48.831	22.382	33	2:09.446	19.466	54	2:04.974	25.590	786	2:02.972	28.806	911	2:02.929	30.183
66	3:49.964	23.515	11	2:11.439	22.605	25	2:04.129	26.189	133	2:04.113	29.182	20	2:04.017	30.215
<b>Num Lap Time Gap</b>			61	2:11.833	23.930	33	2:04.869	28.101	8	2:03.030	30.295	88	2:04.812	33.877
<b>Lap 2</b>			66	2:11.928	24.385	91	2:07.433	30.369	54	2:04.593	33.677	133	2:05.079	36.070
63	2:57.641		<b>007</b>	2:09.270	1 Lap	11	2:05.335	33.318	25	2:04.434	34.218	8	2:04.627	37.130
777	2:56.950	00.599	<b>Num Lap Time Gap</b>			61	2:07.053	36.644	33	2:07.127	38.398	25	2:04.550	41.861
19	2:56.617	00.851	<b>Lap 4</b>			66	2:06.038	37.040	91	2:06.808	42.194	54	2:06.331	43.132
6	2:57.056	02.145	777	2:01.161		<b>007</b>	2:07.183	1 Lap	11	2:06.775	45.232	33	2:06.424	49.268
65	2:55.881	02.169	63	2:02.068	01.390	<b>Num Lap Time Gap</b>			61	2:06.299	48.032	91	2:06.179	52.093
69	2:55.864	02.907	19	2:01.767	02.102	<b>Lap 6</b>			66	2:06.734	49.117	786	2:10.571	54.736
38	2:54.611	03.084	65	2:01.337	03.596	777	2:00.825		<b>007</b>	2:06.561	1 Lap	11	2:06.184	56.040
55	2:53.989	03.507	6	2:03.139	06.131	63	2:00.577	02.077	<b>Num Lap Time Gap</b>			61	2:04.653	56.472
17	2:52.590	03.827	38	2:03.110	07.236	19	2:01.808	03.723	<b>Lap 8</b>			<b>007</b>	2:06.449	1 Lap
23	2:54.017	04.390	17	2:02.657	07.690	65	2:01.791	06.539	777	2:00.904		66	2:04.686	1:13.089
27	2:52.773	05.029	55	2:03.054	08.925	6	2:01.202	08.934	63	2:00.667	01.612	<b>Num Lap Time Gap</b>		
72	2:51.988	05.491	69	2:03.556	10.087	38	2:02.325	11.121	19	2:01.388	04.695	<b>Lap 10</b>		
20	2:51.461	05.774	27	2:02.762	10.351	17	2:02.518	11.781	65	2:02.080	09.259	777	2:00.389	
51	2:50.534	06.065	23	2:04.509	11.458	55	2:02.808	12.782	6	2:02.210	11.905	63	2:00.270	01.053
5	2:50.250	06.534	72	2:04.478	12.362	27	2:02.579	15.249	38	2:02.112	13.362	19	2:00.996	05.865
911	2:49.989	07.504	51	2:03.778	13.018	69	2:03.099	16.695	17	2:02.171	14.398	65	2:02.039	12.113
88	2:50.940	08.338	5	2:04.682	13.912	23	2:03.958	18.016	27	2:02.520	17.529	6	2:01.941	14.467
133	2:49.617	08.377	20	2:06.019	14.685	72	2:03.738	18.576	55	2:03.831	18.462	38	2:02.471	17.074
786	2:50.920	09.164	911	2:04.600	15.411	51	2:03.519	19.407	69	2:03.319	21.782	17	2:01.905	17.532
54	2:50.902	10.193	88	2:04.364	16.481	5	2:03.347	20.295	23	2:03.380	22.565	27	2:01.014	19.499
91	2:50.969	10.710	133	2:05.535	18.707	20	2:03.579	21.098	72	2:03.392	23.464	55	2:01.936	21.605
8	2:50.050	10.890	786	2:05.677	19.144	911	2:03.554	21.864	51	2:03.127	24.063	69	2:03.275	27.059
25	2:49.539	11.453	8	2:04.938	20.142	88	2:05.135	24.736	5	2:03.788	25.986	23	2:02.916	27.771
33	2:48.710	11.877	54	2:06.018	21.059	133	2:04.651	25.887	20	2:03.838	26.965	72	2:03.086	28.573
11	2:48.812	13.023	25	2:05.433	22.503	786	2:04.016	26.652	911	2:04.184	28.021	51	2:03.117	29.069
61	2:49.213	13.954	91	2:06.980	23.379	8	2:04.375	28.083	88	2:03.933	29.832	5	2:03.576	32.320
66	2:48.440	14.314	33	2:05.370	23.675	54	2:05.137	29.902	133	2:03.480	31.758	911	2:03.969	33.763







# Autodromo Nazionale Monza International GT Open Race - 1



## Analysis by Lap

Num	Lap Time	Gap	Num	Lap Time	Gap	Num	Lap Time	Gap	Num	Lap Time	Gap	Num	Lap Time	Gap
20	2:05.089	34.915	51	2:02.472	33.124	23	2:02.429	37.542	23	2:02.344	43.050	51	2:01.419	48.211
88	2:04.947	38.435	5	2:02.701	36.691	51	2:02.186	38.063	91	2:03.561	1 Lap	61	2:01.413	1 Lap
133	2:05.480	41.161	911	2:02.668	37.443	72	2:01.981	38.593	51	2:01.645	44.239	91	2:04.338	1 Lap
8	2:05.226	41.967	20	2:02.983	39.501	5	2:03.417	42.889	72	2:02.043	44.292	72	2:03.292	51.214
25	2:02.445	43.917	88	2:03.979	45.533	911	2:03.006	43.001	61	2:01.157	1 Lap	33	2:02.303	1 Lap
54	2:05.189	47.932	133	2:03.811	48.552	69	2:10.053	43.700	911	2:01.818	47.046	66	2:00.055	1 Lap
33	2:05.423	54.302	8	2:03.421	48.830	20	2:01.712	44.471	5	2:02.675	49.417	911	2:08.760	59.690
91	2:04.028	55.732	25	2:03.917	49.461	88	2:03.267	52.458	20	2:00.716	50.802	20	2:10.285	1:04.820
786	2:01.530	55.877	54	2:04.811	56.564	133	2:03.539	56.137	66	2:00.951	1 Lap	11	3:24.105	1 Lap
11	2:04.893	1:00.544	786	2:02.796	1:01.926	8	2:04.350	58.138	88	2:04.379	1:02.188	133	2:10.377	1:20.915
61	2:05.848	1:01.931	33	2:04.462	1:03.626	25	2:11.109	1:04.395	133	2:04.736	1:06.526	8	2:10.765	1:21.784
007	2:06.054	1 Lap	91	2:05.364	1:06.384	786	2:03.763	1:08.298	8	2:03.908	1:06.879	007	3:50.335	2 Laps
66	2:05.855	1:18.555	11	2:04.903	1:09.402	33	2:05.948	1:13.216	786	2:03.600	1:17.265	17	2:01.198	2:02.578
<b>Num Lap Time Gap</b>			61	2:05.315	1:10.879	11	2:05.306	1:19.880	11	2:12.685	1:40.396	<b>Num Lap Time Gap</b>		
<b>Lap 11</b>			007	2:05.577	1 Lap	007	2:05.794	1 Lap	007	2:12.652	1 Lap	<b>Lap 19</b>		
777	2:00.552		66	2:04.658	1:27.521	<b>Num Lap Time Gap</b>			<b>Num Lap Time Gap</b>			63	2:05.041	
63	2:00.375	00.876	<b>Lap 15</b>			63	1:59.827		<b>Lap 17</b>			777	2:06.664	04.282
19	2:01.117	06.430	63	2:00.031		777	2:00.515	02.189	63	1:59.652		69	1:59.923	1 Lap
65	2:00.568	12.129	777	2:00.930	00.977	19	2:00.407	08.406	777	1:59.616	02.714	6	2:06.020	21.044
6	2:01.690	15.605	19	2:00.930	07.194	6	2:01.944	18.404	69	2:00.567	1 Lap	65	2:06.630	24.428
38	2:01.950	18.472	65	2:01.943	14.631	65	2:02.580	18.865	19	2:00.126	09.913	27	2:06.676	29.266
17	2:02.138	19.118	6	2:00.563	15.919	17	2:01.245	23.124	6	2:00.200	20.016	38	2:08.781	33.198
27	2:01.437	20.384	38	2:00.649	19.670	38	2:03.635	24.902	65	2:01.056	22.133	5	3:40.114	1 Lap
55	2:02.342	23.395	17	2:00.810	20.192	27	2:03.007	25.278	27	2:00.872	27.532	54	2:01.801	1 Lap
69	2:03.283	29.790	27	2:00.335	20.837	54	3:23.236	1 Lap	38	2:01.484	28.416	25	2:01.256	1 Lap
23	2:02.939	30.158	55	2:02.517	27.085	91	3:19.410	1 Lap	54	2:01.134	1 Lap	55	2:07.197	42.469
72	2:02.718	30.739	69	2:01.746	33.379	23	2:02.318	40.033	25	2:02.433	1 Lap	61	2:00.961	1 Lap
51	2:02.994	31.511	23	2:02.469	34.845	72	2:02.810	41.576	55	2:02.098	38.424	23	2:06.968	48.714
5	2:03.081	34.849	51	2:02.516	35.609	51	2:03.685	41.921	23	2:01.522	44.920	91	2:03.150	1 Lap
911	2:02.423	35.634	72	2:03.427	36.344	61	3:18.267	1 Lap	51	2:01.943	46.530	51	2:06.345	49.515
20	2:03.014	37.377	5	2:02.544	39.204	911	2:01.381	44.555	91	2:02.611	1 Lap	33	2:01.867	1 Lap
88	2:04.530	42.413	911	2:02.315	39.727	5	2:03.007	46.069	61	2:02.324	1 Lap	88	3:42.474	1 Lap
133	2:04.991	45.600	8	2:04.721	53.520	20	2:04.769	49.413	72	2:03.020	47.660	66	1:59.789	1 Lap
8	2:04.853	46.268	786	2:02.372	1:04.267	88	2:04.505	57.136	911	2:03.274	50.668	72	2:07.532	53.705
25	2:03.038	46.403	33	2:03.405	1:07.000	66	3:17.066	1 Lap	33	3:23.949	1 Lap	11	2:03.986	1 Lap
54	2:05.232	52.612	54	2:12.360	1:08.893	133	2:04.807	1:01.117	20	2:03.123	54.273	19	3:22.633	1:34.945
786	2:04.664	59.989	11	2:04.935	1:14.306	8	2:03.987	1:02.298	66	1:58.811	1 Lap	007	2:09.494	2 Laps
33	2:06.273	1:00.023	91	2:13.195	1:19.548	786	2:04.521	1:12.992	5	2:09.391	59.156	17	1:59.893	1:57.430
91	2:06.699	1:01.879	61	2:13.407	1:24.255	33	2:13.295	1:26.684	133	2:03.402	1:10.276	69	1:59.973	2:04.553
11	2:05.366	1:05.358	007	2:05.833	1 Lap	11	2:06.985	1:27.038	8	2:03.530	1:10.757	911	3:19.096	2:13.745
61	2:05.044	1:06.423	66	2:12.848	1:40.338	007	2:05.903	1 Lap	88	2:10.843	1:13.379	20	3:23.647	2:23.426
007	2:05.853	1 Lap	<b>Num Lap Time Gap</b>			<b>Num Lap Time Gap</b>			<b>Num Lap Time Gap</b>			8	3:12.939	2:29.682
66	2:05.719	1:23.722	61	2:13.407	1:24.255	<b>Lap 16</b>			<b>Lap 18</b>			54	2:01.324	2:36.339
<b>Num Lap Time Gap</b>			007	2:05.833	1 Lap	63	1:59.327		63	1:59.738		25	2:01.009	2:36.604
<b>Lap 12</b>			66	2:12.848	1:40.338	777	1:59.888	02.750	17	3:29.867	1 Lap	133	3:25.739	2:41.613
63	1:59.983		<b>Num Lap Time Gap</b>			63	1:59.888	02.750	777	1:59.683	02.659	61	2:01.572	2:46.632
777	2:00.937	00.078	63	1:59.732		777	1:59.888	02.750	786	2:48.969	1 Lap	33	1:59.570	2:50.615
19	2:00.724	06.295	777	2:00.256	01.501	69	3:23.681	1 Lap	69	2:00.294	1 Lap	91	2:02.866	2:52.167
65	2:01.449	12.719	19	2:00.364	07.826	19	2:00.360	09.439	19	2:07.178	17.353	66	1:58.818	2:52.511
6	2:00.641	15.387	65	2:01.213	16.112	6	2:00.391	19.468	6	1:59.787	20.065	5	2:20.477	2:54.968
38	2:01.439	19.052	777	2:00.256	01.501	65	2:01.191	20.729	65	2:00.444	22.839	88	2:09.227	3:00.301
17	2:01.154	19.413	19	2:00.364	07.826	27	2:00.361	26.312	27	1:59.837	27.631	11	1:59.086	3:03.142
27	2:01.008	20.533	65	2:01.213	16.112	38	2:01.009	26.584	38	2:00.780	29.458	<b>Num Lap Time Gap</b>		
55	2:02.063	24.599	6	2:00.100	16.287	17	2:07.106	30.903	54	2:01.195	1 Lap	<b>Lap 20</b>		
69	2:02.733	31.664	38	2:01.156	21.094	17	2:07.106	30.903	25	2:01.126	1 Lap	63	3:35.409	
23	2:03.108	32.407	17	2:01.246	21.706	25	3:29.970	1 Lap	55	2:01.627	40.313	6	3:14.973	00.608
72	2:03.068	32.948	27	2:00.993	22.098	54	2:02.073	1 Lap	23	2:01.605	46.787	19	2:04.816	04.352
			55	2:02.709	30.062	55	2:01.903	35.978						





**Autodromo Nazionale Monza**  
**International GT Open**  
**Race - 1**



**Analysis by Lap**

Num	Lap Time	Gap	Num	Lap Time	Gap	Num	Lap Time	Gap	Num	Lap Time	Gap	Num	Lap Time	Gap
777	3:38.209	07.082	19	1:59.863	04.879	19	1:58.299	03.491	19	1:57.766	04.989	19	1:55.836	09.934
27	3:23.988	17.845	777	2:00.085	06.844	777	2:00.543	09.589	88	2:07.150	1 Lap	007	2:12.480	3 Laps
17	2:00.534	22.555	27	2:01.630	20.699	5	2:15.008	1 Lap	777	1:59.894	16.926	23	1:54.148	26.878
007	2:13.203	2 Laps	17	1:59.734	21.152	17	1:58.674	21.525	23	1:55.110	25.226	777	2:00.579	31.220
69	2:01.362	30.506	69	1:58.825	27.827	27	2:00.345	24.060	17	1:58.712	27.285	911	1:54.497	33.028
23	3:19.277	32.582	23	1:58.122	30.493	23	1:56.869	26.037	911	1:54.911	30.785	17	1:58.119	37.429
38	3:34.802	32.591	38	2:02.702	38.156	69	1:58.199	26.251	69	1:58.389	31.226	88	2:04.000	1 Lap
65	3:44.683	33.702	911	1:59.741	38.163	911	1:55.654	33.223	27	1:59.905	32.019	69	1:57.125	38.965
55	3:30.757	37.817	55	2:00.650	38.854	38	2:00.708	42.440	20	1:53.435	41.086	20	1:53.213	39.969
911	2:01.404	39.740	20	1:59.725	50.221	55	2:00.713	42.650	38	1:59.726	50.726	27	1:59.015	43.208
72	3:29.176	47.472	007	2:08.878	2 Laps	20	1:54.928	42.998	55	1:59.867	51.205	51	1:52.113	53.496
20	2:02.311	50.328	72	2:06.597	1:00.251	51	1:55.787	58.571	51	1:53.334	53.917	33	1:52.012	55.439
8	2:02.076	56.349	51	2:02.525	1:00.677	33	1:55.990	1:02.202	33	1:53.226	56.450	11	1:52.455	1:06.021
51	3:43.733	57.839	65	2:11.154	1:00.679	54	1:59.638	1:05.076	5	2:14.127	1 Lap	38	2:00.726	1:06.116
54	2:00.527	1:01.457	8	2:04.974	1:01.007	8	2:01.813	1:08.381	11	1:54.046	1:08.469	55	2:00.817	1:06.373
25	2:01.071	1:02.266	54	2:00.740	1:01.371	72	2:04.628	1:09.554	54	1:59.406	1:11.081	786	22:30.349	10 Laps
133	2:01.171	1:07.375	33	1:57.310	1:06.507	11	1:56.206	1:12.093	8	1:57.418	1:13.378	8	1:59.996	1:25.240
61	2:00.586	1:11.809	133	2:02.693	1:10.843	61	2:00.751	1:13.939	61	1:58.373	1:18.860	54	2:00.149	1:25.588
33	1:57.956	1:13.162	61	2:00.520	1:11.594	66	1:59.109	1:15.709	66	1:58.759	1:20.300	61	1:57.935	1:27.558
66	2:00.927	1:18.029	66	1:59.257	1:15.549	65	2:06.289	1:18.551	72	2:03.013	1:23.203	66	1:58.210	1:28.674
91	2:02.144	1:18.902	25	2:16.875	1:18.096	133	2:04.306	1:19.932	25	2:00.109	1:29.176	5	2:13.483	1 Lap
11	1:59.168	1:26.901	11	1:56.353	1:18.975	007	2:18.814	2 Laps	65	2:00.961	1:29.402	25	1:57.777	1:38.197
88	2:09.234	1:34.126	91	2:01.796	1:21.128	25	1:59.708	1:20.074	91	1:59.592	1:30.372	72	2:04.027	1:42.020
5	2:16.563	1:36.122	88	2:05.964	1:46.479	91	1:59.876	1:21.463	133	2:02.282	1:32.842	65	2:00.109	1:42.534
<b>Num</b>	<b>Lap Time</b>	<b>Gap</b>	<b>Num</b>	<b>Lap Time</b>	<b>Gap</b>	<b>Num</b>	<b>Lap Time</b>	<b>Gap</b>	<b>Num</b>	<b>Lap Time</b>	<b>Gap</b>	<b>Num</b>	<b>Lap Time</b>	<b>Gap</b>
<b>Lap 21</b>			<b>Lap 23</b>			<b>Lap 25</b>			<b>Lap 27</b>			<b>Lap 29</b>		
6	2:01.184		6	1:59.494		63	1:56.627		63	1:53.994		63	1:51.844	
63	2:04.195	02.403	63	1:58.189	00.389	6	1:58.724	02.303	6	1:56.573	06.395	6	1:56.693	14.409
19	2:01.855	04.415	5	2:13.891	1 Lap	19	1:56.192	03.056	19	1:56.164	07.159	19	1:56.355	14.445
777	2:00.868	06.158	19	1:58.355	03.740	88	2:06.186	1 Lap	777	2:00.770	23.702	23	1:53.570	28.604
27	2:02.415	18.468	777	2:00.244	07.594	777	1:59.903	12.865	23	1:54.559	25.791	23	1:53.570	28.604
17	2:00.054	20.817	17	1:59.741	21.399	17	1:59.508	24.406	88	2:07.022	1 Lap	007	2:09.021	3 Laps
69	1:59.687	28.401	27	2:01.058	22.263	23	1:56.539	25.949	911	1:54.801	31.592	911	1:53.741	34.925
23	2:00.980	31.770	69	1:58.267	26.600	27	2:00.514	27.947	17	1:59.080	32.371	777	1:59.570	38.946
38	2:04.054	34.853	23	1:56.717	27.716	69	1:59.046	28.670	69	1:57.669	34.901	20	1:54.699	42.824
55	2:01.578	37.603	911	1:57.448	36.117	911	1:55.111	31.707	27	1:59.229	37.254	17	1:57.578	43.163
911	1:59.873	37.821	38	2:01.618	40.280	5	2:15.923	1 Lap	20	1:52.725	39.817	69	1:57.372	44.493
007	2:16.723	2 Laps	55	2:01.125	40.485	20	1:57.113	43.484	51	1:54.521	54.444	88	2:04.938	1 Lap
65	2:17.014	48.924	20	1:55.891	46.618	38	2:01.020	46.833	33	1:54.032	56.488	27	2:00.286	51.650
20	2:01.359	49.895	007	2:08.504	2 Laps	55	2:01.148	47.171	38	2:01.719	58.451	51	1:51.455	53.107
72	2:07.373	53.053	51	2:00.149	1:01.332	51	1:54.472	56.416	55	2:01.406	58.617	33	1:51.676	55.271
8	2:00.875	55.432	72	2:02.717	1:03.474	33	1:53.482	59.057	11	1:52.152	1:06.627	11	1:52.399	1:06.576
51	2:01.504	57.551	54	2:02.109	1:03.986	54	1:59.059	1:07.508	5	2:12.507	1 Lap	55	2:00.222	1:14.751
54	2:00.365	1:00.030	33	1:57.747	1:04.760	11	1:54.790	1:10.256	8	1:58.921	1:18.305	38	2:00.879	1:15.151
25	2:00.146	1:00.620	8	2:03.603	1:05.116	8	2:00.039	1:11.793	54	2:01.413	1:18.500	54	1:58.988	1:32.732
133	2:01.966	1:07.549	65	2:09.625	1:10.810	72	2:03.096	1:16.023	61	1:57.818	1:22.684	8	1:59.391	1:32.787
33	1:57.226	1:08.596	61	1:59.636	1:11.736	61	1:59.008	1:16.320	66	1:57.219	1:23.525	61	1:57.597	1:33.311
61	2:00.456	1:10.473	133	2:02.825	1:14.174	66	1:58.292	1:17.374	72	2:01.845	1:31.054	66	1:56.872	1:33.702
66	1:59.454	1:15.691	11	1:54.954	1:14.435	65	2:02.350	1:24.274	25	1:58.299	1:33.481	25	1:58.047	1:44.400
91	2:01.621	1:18.731	66	1:59.093	1:15.148	25	2:01.453	1:24.900	65	2:00.078	1:35.486	72	2:02.798	1:52.974
11	1:56.912	1:22.021	25	2:00.312	1:18.914	133	2:03.088	1:26.393	91	1:59.901	1:36.279	65	2:02.651	1:53.341
88	2:07.580	1:39.914	91	1:58.501	1:20.135	91	2:01.777	1:26.613	133	2:01.105	1:39.953	91	2:03.087	1:54.014
5	2:14.285	1:48.615	88	2:05.171	1:52.156	007	2:11.629	2 Laps	<b>Num</b>	<b>Lap Time</b>	<b>Gap</b>	<b>Num</b>	<b>Lap Time</b>	<b>Gap</b>
<b>Num</b>	<b>Lap Time</b>	<b>Gap</b>	<b>Num</b>	<b>Lap Time</b>	<b>Gap</b>	<b>Num</b>	<b>Lap Time</b>	<b>Gap</b>	<b>Lap 28</b>			<b>Lap 30</b>		
<b>Lap 22</b>			<b>Lap 24</b>			<b>Lap 26</b>			63	1:53.061		63	1:56.337	
6	1:59.399		63	1:58.159		63	1:55.833		6	1:56.226	09.560	5	2:17.012	2 Laps
63	1:58.690	01.694	6	1:58.754	00.206	6	1:57.346	03.816						





**Autodromo Nazionale Monza**  
**International GT Open**  
**Race - 1**



**Analysis by Lap**

Num	Lap Time	Gap	Num	Lap Time	Gap	Num	Lap Time	Gap
133	2:04.927	1 Lap	19	1:53.884	19.473	20	1:54.971	38.060
19	1:54.436	12.544	133	2:01.969	1 Lap	133	2:00.704	1 Lap
6	1:57.335	15.407	23	1:51.982	21.551	51	1:50.485	49.290
23	1:53.038	25.305	911	1:52.243	27.910	11	1:52.084	56.394
911	1:52.514	31.102	20	1:52.995	35.078	33	1:54.867	58.985
20	1:52.372	38.859	5	2:09.819	2 Laps	17	1:55.413	1:02.683
007	2:08.634	3 Laps	51	1:55.412	49.566	69	1:55.566	1:03.180
777	1:59.015	41.624	777	1:59.302	50.016	777	1:58.291	1:08.081
17	1:57.465	44.291	33	1:55.876	51.952	27	1:59.090	1:16.987
69	1:56.988	45.144	17	1:59.046	52.918	5	2:09.706	2 Laps
51	1:52.208	48.978	11	1:50.283	53.759	007	2:03.738	3 Laps
33	1:52.804	51.738	69	1:59.675	54.358	88	2:01.701	1 Lap
27	1:58.054	53.367	27	1:58.073	1:01.333	55	1:58.836	1:45.991
88	2:04.810	1 Lap	007	2:04.912	3 Laps	38	1:59.253	1:46.184
11	1:50.663	1:00.902	88	2:02.791	1 Lap	54	1:56.660	1:50.273
38	2:00.537	1:19.351	38	1:59.245	1:29.233	66	1:55.884	1:52.630
55	2:00.965	1:19.379	55	1:59.228	1:29.456	61	1:55.098	1:54.592
54	1:56.600	1:32.995	54	1:57.132	1:39.225	8	1:59.780	1:59.537
8	1:59.403	1:35.853	61	1:57.627	1:41.903			
61	1:58.879	1:35.853	66	1:55.874	1:43.058			
66	1:58.818	1:36.183	8	1:58.554	1:45.846			
25	1:56.636	1:44.699	25	1:53.379	1:46.029			
65	1:57.597	1:54.601						

**Num Lap Time Gap**

**Lap 33**


63	1:50.877	
65	1:55.214	1 Lap
91	1:57.739	1 Lap
6	1:54.438	22.706
23	1:52.276	22.950
911	1:52.970	30.003
133	2:01.270	1 Lap
20	1:50.553	34.754
51	1:51.781	50.470
33	1:54.708	55.783
11	1:53.093	55.975
17	1:56.894	58.935
69	1:55.798	59.279
777	2:02.316	1:01.455
5	2:14.771	2 Laps
27	1:59.106	1:09.562
007	2:06.886	3 Laps
88	2:03.358	1 Lap
38	2:00.240	1:38.596
55	2:00.241	1:38.820
54	1:56.930	1:45.278
66	1:56.230	1:48.411
61	2:00.133	1:51.159
8	1:56.453	1:51.422

**Num Lap Time Gap**

**Lap 34**

63	1:51.665	
25	1:56.918	1 Lap
65	1:55.744	1 Lap
91	1:58.401	1 Lap
23	1:54.875	26.160
6	1:55.139	26.180
911	1:53.248	31.586





# Autodromo Nazionale Monza

## International GT Open


### Race - 1

#### Best Sectors Results



Sector - 1			Sector - 2			Sector - 3			Ideal Lap vs Best Lap		
Clas	Nº Driver	Time	Nº Driver	Time	Nº Driver	Time	Clas	Nº Driver	Ideal Lap	Best Lap	Clas
1	20 Barr - Pitamber	34.725	11 Jousset - Fumanelli	36.639	11 Jousset - Fumanelli	38.102	1	11 Jousset - Fumanelli	1:49.655	1:50.283	1
2	63 Chovet - Paul	34.759	25 Cozzi - Sernagiotto	37.065	51 Marinangeli - Agostini	38.184	2	51 Marinangeli - Agostini	1:50.485	1:50.485	2
3	33 Pavlović - Jao-Javanil	34.775	51 Marinangeli - Agostini	37.425	20 Barr - Pitamber	38.316	3	20 Barr - Pitamber	1:50.490	1:50.553	3
4	25 Cozzi - Sernagiotto	34.843	20 Barr - Pitamber	37.449	63 Chovet - Paul	38.478	4	63 Chovet - Paul	1:50.717	1:50.877	4
5	51 Marinangeli - Agostini	34.876	63 Chovet - Paul	37.480	911 Blom - Jans	38.830	5	33 Pavlović - Jao-Javanil	1:51.376	1:51.676	5
6	911 Blom - Jans	34.889	33 Pavlović - Jao-Javanil	37.693	33 Pavlović - Jao-Javanil	38.908	6	911 Blom - Jans	1:51.692	1:52.243	7
7	11 Jousset - Fumanelli	34.914	23 Reicher - Haase	37.724	23 Reicher - Haase	38.928	7	23 Reicher - Haase	1:51.982	1:51.982	6
8	19 Perolini - Arrow	35.215	911 Blom - Jans	37.973	6 Wallis - Walker	39.654	8	25 Cozzi - Sernagiotto	1:52.547	1:53.379	8
9	23 Reicher - Haase	35.330	8 Giuseppe Cipriani	38.198	19 Perolini - Arrow	39.829	9	19 Perolini - Arrow	1:53.868	1:53.884	9
10	61 Saada - Grunewald	35.415	91 Kirchmayr - Baron	38.580	65 Neumann - Rumpfkeil	40.109	10	6 Wallis - Walker	1:54.214	1:54.438	10
11	69 De Haan - Fagg	35.524	61 Saada - Grunewald	38.666	69 De Haan - Fagg	40.278	11	69 De Haan - Fagg	1:54.580	1:55.566	14
12	777 Jedliński - Basz	35.579	69 De Haan - Fagg	38.778	17 Menchaca - Neubauer	40.324	12	65 Neumann - Rumpfkeil	1:54.804	1:55.214	12
13	65 Neumann - Rumpfkeil	35.628	19 Perolini - Arrow	38.824	66 Proctor - Proctor	40.330	13	61 Saada - Grunewald	1:55.098	1:55.098	11
14	17 Menchaca - Neubauer	35.633	6 Wallis - Walker	38.914	54 Müller - Mettler	40.616	14	66 Proctor - Proctor	1:55.352	1:55.874	15
15	6 Wallis - Walker	35.646	65 Neumann - Rumpfkeil	39.067	25 Cozzi - Sernagiotto	40.639	15	8 Giuseppe Cipriani	1:55.384	1:56.453	16
16	66 Proctor - Proctor	35.686	66 Proctor - Proctor	39.336	777 Jedliński - Basz	40.980	16	17 Menchaca - Neubauer	1:55.413	1:55.413	13
17	8 Giuseppe Cipriani	35.717	17 Menchaca - Neubauer	39.456	61 Saada - Grunewald	41.017	17	54 Müller - Mettler	1:56.067	1:56.600	17
18	54 Müller - Mettler	35.816	54 Müller - Mettler	39.635	27 Pulcini - Cheever III	41.158	18	91 Kirchmayr - Baron	1:56.426	1:57.739	19
19	27 Pulcini - Cheever III	36.206	786 Kiki - Osieka	40.014	91 Kirchmayr - Baron	41.217	19	777 Jedliński - Basz	1:57.141	1:57.422	18
20	786 Kiki - Osieka	36.350	27 Pulcini - Cheever III	40.202	55 De Meeus - Stanley	41.322	20	27 Pulcini - Cheever III	1:57.566	1:58.054	20
21	133 Cuhadaroglu - Tabacchi	36.501	55 De Meeus - Stanley	40.229	8 Giuseppe Cipriani	41.469	21	38 Rosi - Schirò	1:58.402	1:58.969	22
22	38 Rosi - Schirò	36.517	38 Rosi - Schirò	40.325	38 Rosi - Schirò	41.560	22	55 De Meeus - Stanley	1:58.596	1:58.836	21
23	91 Kirchmayr - Baron	36.629	133 Cuhadaroglu - Tabacchi	40.383	72 Moss - Osborne	41.741	23	786 Kiki - Osieka	1:59.202	2:01.530	24
24	88 Forgione - Montermini	36.988	777 Jedliński - Basz	40.582	133 Cuhadaroglu - Tabacchi	42.365	24	133 Cuhadaroglu - Tabacchi	1:59.249	2:00.704	23
25	55 De Meeus - Stanley	37.045	72 Moss - Osborne	40.995	5 Jedliński - Korzeniowski	42.470	25	72 Moss - Osborne	2:00.366	2:01.845	26
26	5 Jedliński - Korzeniowski	37.629	88 Forgione - Montermini	41.767	88 Forgione - Montermini	42.696	26	88 Forgione - Montermini	2:01.451	2:01.701	25
27	72 Moss - Osborne	37.630	5 Jedliński - Korzeniowski	41.957	007 Fazal-Karim - Bachmann	42.802	27	5 Jedliński - Korzeniowski	2:02.056	2:02.544	27
28	007 Fazal-Karim - Bachmann	37.845	007 Fazal-Karim - Bachmann	42.835	786 Kiki - Osieka	42.838	28	007 Fazal-Karim - Bachmann	2:03.482	2:03.738	28





Autodromo Nazionale Monza

International GT Open

Race - 1

Leader Sequence

Autodromo Nazionale Monza 5.793 m.



N°	Entrant/Team	Nat	Driver 1	Nat	Driver 2	Nat	Vehicle	Cat	Start Lap	End Lap	Laps	Total Laps
63	Oregon Team		Pierre Louis Chovet		<u>Maximilian Paul</u>		Lamborghini Huracan GT3 EVO2	PRO	1	2	2	2
777	Olimp Racing		Marcin Jedliński		<u>Karol Basz</u>		Audi R8 LMS 2018	PROAM	3	11	9	9
63	Oregon Team		Pierre Louis Chovet		<u>Maximilian Paul</u>		Lamborghini Huracan GT3 EVO2	PRO	12	20	9	11
6	GetSpeed		James Wallis		<u>Aaron Walker</u>		Mercedes AMG GT3 2023	PRO	21	23	3	3
63	Oregon Team		Pierre Louis Chovet		<u>Maximilian Paul</u>		Lamborghini Huracan GT3 EVO2	PRO	24	34	11	22








**Autodromo Nazionale Monza**  
**International GT Open**  
**Race - 1**  
**Best 5 Lap Times**



Cl	N° Entrant/Team	Nat	Driver 1	Nat	Driver 2	Nat	Vehicle	Cat	Cl	Best 1		Best 2		Best 3		Best 4		Best 5	
										Time	Lap	Time	Lap	Time	Lap	Time	Lap	Time	Lap
1	11 Kessel Racing	CH	<b>Frédéric Jousset</b>	FR	David Fumanelli	IT	Ferrari 296 GT3	PROAM	1	1:50.283	32	1:50.663	30	1:50.906	31	1:52.084	34	1:52.152	27
2	51 AF Corse	IT	<b>Nicola Marinangeli</b>	IT	Riccardo Agostini	IT	Ferrari 296 GT3	PRO	1	1:50.485	34	1:51.455	29	1:51.781	33	1:52.113	28	1:52.208	30
3	20 SPS Automotive Performance	DE	Reece Barr	BE	<b>Mikael Pitamber</b>	ZA	Mercedes AMG GT3	PRO	2	1:50.553	33	1:51.556	31	1:52.372	30	1:52.725	27	1:52.995	32
4	63 Oregon Team	IT	Pierre Louis Chovet	FR	<b>Maximilian Paul</b>	DE	Lamborghini Huracan GT3 EVO2	PRO	3	1:50.877	33	1:51.665	34	1:51.844	29	1:52.781	32	1:53.061	28
5	33 Bonaldi Motorsport	IT	Miloš Pavlović	SR	<b>Sanporn Jao-Javanil</b>	TH	Lamborghini Huracan GT3 EVO2	PROAM	2	1:51.676	29	1:52.012	28	1:52.670	31	1:52.804	30	1:53.226	26
6	23 Eastalent-Racing	AU	<b>Simon Reicher</b>	AU	Christopher Haase	DE	Audi R8 LMS GT3 Evo II	PRO	4	1:51.982	32	1:52.276	33	1:52.596	31	1:53.038	30	1:53.570	29
7	911 GetSpeed	DE	<b>Axel Blom</b>	FI	Steve Jans	LU	Mercedes AMG GT3 2023	PROAM	3	1:52.243	32	1:52.514	30	1:52.897	31	1:52.970	33	1:53.248	34
8	25 AF Corse	IT	<b>Alessandro Cozzi</b>	IT	Giorgio Sernagiotto	IT	Ferrari 296 GT3	AM*	1	1:53.379	32	1:56.283	31	1:56.636	30	1:56.918	33	1:57.777	28
9	19 Oregon Team	IT	Pietro Perolini	IT	<b>Daan Arrow</b>	NL	Lamborghini Huracan GT3 EVO2	PRO	5	1:53.884	32	1:54.436	30	1:55.836	28	1:56.164	27	1:56.192	25
10	6 GetSpeed	DE	James Wallis	GB	<b>Aaron Walker</b>	GB	Mercedes AMG GT3 2023	PRO	6	1:54.438	33	1:54.741	32	1:55.139	34	1:56.226	28	1:56.573	27
11	61 AF Corse	IT	<b>Jean-Claude Saada</b>	US	Conrad Grunewald	US	Ferrari 488 GT3 MY 2020	AM*	2	1:55.098	34	1:56.755	31	1:57.597	29	1:57.627	32	1:57.818	27
12	65 Team Motopark	DE	Heiko Neumann	DE	<b>Timo Rumpfkeil</b>	DE	Mercedes AMG GT3 2020	AM	3	1:55.214	32	1:55.744	33	1:56.565	31	1:57.597	30	2:00.078	27
13	17 Team Motopark	DE	Diego Menchaca	MX	<b>Thomas Neubauer</b>	FR	Mercedes AMG GT3 2020	PRO	7	1:55.413	34	1:56.894	33	1:57.465	30	1:57.578	29	1:57.913	31
14	69 Optimum Motorsport	GB	<b>Samuel De Haan</b>	GB	Charlie Fagg	GB	McLaren 720S GT3	PRO	8	1:55.566	34	1:55.798	33	1:56.988	30	1:57.125	28	1:57.372	29
15	66 Greystone GT	GB	<b>Stewart Proctor</b>	GB	Lewis Proctor	GB	McLaren 720S GT3	PROAM	4	1:55.874	32	1:55.884	34	1:56.230	33	1:56.872	29	1:57.219	27
16	8 Il Barone Rampante	IT	Giuseppe Cipriani	IT			Lamborghini Huracan GT3 EVO	AM	4	1:56.453	33	1:57.418	26	1:58.554	32	1:58.921	27	1:59.391	29
17	54 CBRX by SPS	DE	<b>Dexter Müller</b>	CH	Yannick Mettler	CH	Mercedes AMG GT3	PROAM	5	1:56.600	30	1:56.660	34	1:56.930	33	1:57.132	32	1:57.430	31
18	777 Olimp Racing	POL	Marcin Jedliński	POL	<b>Karol Basz</b>	POL	Audi R8 LMS 2018	PROAM	6	1:57.422	31	1:58.291	34	1:59.015	30	1:59.302	32	1:59.570	29
19	91 Team Baron Motorsport	AUT	<b>Ernst Kirchmayr</b>	AUT	Philipp Baron	AUT	Ferrari 488 GT3 Evo	AM	5	1:57.739	32	1:57.929	31	1:58.172	30	1:58.401	33	1:58.501	23
20	27 AF Corse	IT	Marco Pulcini	IT	<b>Eddie Cheever III</b>	IT	Ferrari 296 GT3	PROAM	7	1:58.054	30	1:58.073	32	1:58.225	31	1:59.015	28	1:59.090	34
21	55 AF Corse	IT	Laurent De Meeus	BE	<b>Jamie Stanley</b>	GB	Ferrari 488 GT3 MY 2020	PROAM	8	1:58.836	34	1:59.181	31	1:59.228	32	1:59.867	26	2:00.222	29
22	38 Kessel Racing	CH	Nicolò Rosi	CH	<b>Niccolò Schirò</b>	IT	Ferrari 296 GT3	PROAM	9	1:58.969	31	1:59.245	32	1:59.253	34	1:59.726	26	2:00.240	33
23	133 Kessel Racing	CH	Murat Ruhi Cuhadaroglu	TUR	<b>Emanuele Maria Tabacchi</b>	IT	Ferrari 488 GT3 Evo	AM	6	2:00.704	33	2:01.105	27	2:01.132	30	2:01.171	20	2:01.270	32
24	786 GetSpeed	DE	<b>Kiki Sak Nana</b>	TH	Adam Osieka	DE	Mercedes AMG GT3 2023	AM	7	2:01.530	10	2:02.372	13	2:02.796	12	2:02.972	7	2:03.600	16
25	88 AF Corse	IT	Gino Forgione	CH	<b>Andrea Montermini</b>	IT	Ferrari 488 GT3 MY 2020	AM*	8	2:01.701	33	2:02.791	31	2:02.885	7	2:03.267	14	2:03.358	32
26	72 Optimum Motorsport	GB	Nick Moss	GB	<b>Joe Osborne</b>	GB	McLaren 720S GT3	PRO	9	2:01.845	27	2:01.981	14	2:02.043	16	2:02.717	23	2:02.718	11
27	5 Olimp Racing	POL	Stanislaw Jedliński	POL	<b>Krzysztof Korzeniowski</b>	POL	Ferrari 296 GT3	AM	9	2:02.544	13	2:02.675	16	2:02.701	12	2:03.007	15	2:03.081	11
28	007 Street-Art Racing	BE	Jahid Fazal-Karim	FR	<b>Pascal Bachmann</b>	CH	Aston Martin GT3 AMR MY2019	AM	10	2:03.738	31	2:04.912	29	2:05.577	11	2:05.794	13	2:05.833	12








**Autodromo Nazionale Monza**  
**International GT Open**  
**Race - 1**  
**Best 5 Top Speeds**



Autodromo Nazionale Monza 5.793 m.

Cl	N°	Entrant/Team	Nat	Driver 1	Nat	Driver 2	Nat	Vehicle	Cat	Cl	Top 1		Top 2		Top 3		Top 4		Top 5		Avg
											Km/h	Lap	Km/h	Lap	Km/h	Lap	Km/h	Lap	Km/h	Lap	
1	11	Kessel Racing	CH	<u>Frédéric Jousset</u>	FR	David Fumanelli	IT	Ferrari 296 GT3	PROAM	1	273.4	33	272.0	24	271.3	34	270.6	23	270.6	25	271.6
2	20	SPS Automotive Performance	DE	Reece Barr	FR	<u>Mikael Pitamber</u>	ZA	Mercedes AMG GT3	PRO	1	273.4	31	273.4	32	272.7	30	272.0	27	272.0	33	272.7
3	33	Bonaldi Motorsport	IT	Miloš Pavlović	HR	<u>Sanporn Jao-Javanil</u>	TH	Lamborghini Huracan GT3 EVO2	PROAM	2	272.7	32	272.0	30	272.0	31	272.0	33	272.0	34	272.1
4	8	Il Barone Rampante	IT	Giuseppe Cipriani	FR			Lamborghini Huracan GT3 EVO	AM	1	271.3	34	267.3	27	267.3	29	266.0	26	266.0	33	267.6
5	911	GetSpeed	DE	<u>Axel Blom</u>	FI	Steve Jans	LU	Mercedes AMG GT3 2023	PROAM	3	270.6	30	270.0	28	270.0	29	270.0	31	270.0	32	270.1
6	6	GetSpeed	DE	James Wallis	GB	<u>Aaron Walker</u>	GB	Mercedes AMG GT3 2023	PRO	2	270.0	34	269.3	33	268.6	32	266.0	31	264.0	27	267.6
7	19	Oregon Team	IT	Pietro Perolini	IT	<u>Daan Arrow</u>	NL	Lamborghini Huracan GT3 EVO2	PRO	3	270.0	27	270.0	32	269.3	28	268.6	24	267.9	25	269.1
8	51	AF Corse	IT	<u>Nicola Marinangeli</u>	IT	Riccardo Agostini	IT	Ferrari 296 GT3	PRO	4	270.0	29	269.3	34	268.6	33	267.3	28	266.0	25	268.2
9	23	Eastalent-Racing	AU	<u>Simon Reicher</u>	AU	Christopher Haase	DE	Audi R8 LMS GT3 Evo II	PRO	5	269.3	33	267.3	32	266.0	28	266.0	31	265.3	25	266.8
10	61	AF Corse	IT	<u>Jean-Claude Saada</u>	US	Conrad Grunewald	US	Ferrari 488 GT3 MY 2020	AM*	2	269.3	32	267.9	27	267.3	33	267.3	34	266.0	28	267.5
11	63	Oregon Team	IT	Pierre Louis Chovet	FR	<u>Maximilian Paul</u>	DE	Lamborghini Huracan GT3 EVO2	PRO	6	269.3	34	261.5	7	261.5	32	260.8	6	258.9	12	262.4
12	66	Greystone GT	GB	<u>Stewart Proctor</u>	GB	Lewis Proctor	GB	McLaren 720S GT3	PROAM	4	269.3	34	267.3	25	266.6	32	266.6	33	266.0	28	267.1
13	54	CBRX by SPS	DE	<u>Dexter Müller</u>	CH	Yannick Mettler	CH	Mercedes AMG GT3	PROAM	5	267.9	31	267.9	34	266.0	27	266.0	33	265.3	32	266.6
14	25	AF Corse	IT	<u>Alessandro Cozzi</u>	IT	Giorgio Sernagiotto	IT	Ferrari 296 GT3	AM*	3	266.6	31	263.4	25	262.7	32	262.1	27	261.5	21	263.2
15	69	Optimum Motorsport	GB	<u>Samuel De Haan</u>	GB	Charlie Fagg	GB	McLaren 720S GT3	PRO	7	266.6	34	264.0	33	262.1	26	257.7	32	257.1	28	261.5
16	27	AF Corse	IT	Marco Pulcini	IT	<u>Eddie Cheever III</u>	IT	Ferrari 296 GT3	PROAM	6	266.0	29	266.0	31	265.3	32	264.7	26	264.0	25	265.2
17	65	Team Motopark	DE	Heiko Neumann	DE	<u>Timo Rumpfkeil</u>	DE	Mercedes AMG GT3 2020	AM	4	266.0	33	264.7	31	262.1	32	261.5	28	252.3	14	261.3
18	133	Kessel Racing	CH	Murat Ruhi Cuhadaroglu	TR	<u>Emanuele Maria Tabacchi</u>	IT	Ferrari 488 GT3 Evo	AM	5	265.3	26	264.7	30	264.0	27	264.0	33	263.4	32	264.3
19	17	Team Motopark	DE	Diego Menchaca	MX	<u>Thomas Neubauer</u>	FR	Mercedes AMG GT3 2020	PRO	8	264.7	33	264.7	34	262.1	20	262.1	29	260.8	24	262.9
20	38	Kessel Racing	CH	Nicolò Rosi	CH	<u>Niccolò Schirò</u>	IT	Ferrari 296 GT3	PROAM	7	262.1	26	262.1	32	262.1	33	262.1	34	260.2	31	261.7
21	777	Olimp Racing	POL	Marcin Jedliński	POL	<u>Karol Basz</u>	POL	Audi R8 LMS 2018	PROAM	8	261.5	34	255.9	32	255.3	4	254.1	7	254.1	31	256.1
22	88	AF Corse	IT	Gino Forgione	CH	<u>Andrea Montermini</u>	IT	Ferrari 488 GT3 MY 2020	AM*	6	260.2	22	255.3	32	250.5	31	248.8	13	244.8	24	251.9
23	72	Optimum Motorsport	GB	Nick Moss	GB	<u>Joe Osborne</u>	GB	McLaren 720S GT3	PRO	9	258.9	16	254.1	19	251.7	11	250.5	30	249.4	14	252.9
24	91	Team Baron Motorsport	AUT	<u>Ernst Kirchmayr</u>	AUT	Philipp Baron	AUT	Ferrari 488 GT3 Evo	AM	7	255.3	32	253.5	33	250.5	31	247.7	28	247.1	27	250.8
25	5	Olimp Racing	POL	Stanislaw Jedliński	POL	<u>Krystian Korzeniowski</u>	POL	Ferrari 296 GT3	AM	8	249.4	12	247.1	13	247.1	17	244.8	14	244.3	9	246.5
26	55	AF Corse	IT	Laurent De Meeus	BE	<u>Jamie Stanley</u>	GB	Ferrari 488 GT3 MY 2020	PROAM	9	248.8	24	248.2	9	247.7	19	247.7	27	247.7	31	248.0
27	786	GetSpeed	DE	<u>Kiki Sak Nana</u>	TH	Adam Osieka	DE	Mercedes AMG GT3 2023	AM	9	248.8	15	248.8	16	246.0	14	243.7	13	240.5	8	245.6
28	007	Street-Art Racing	DE	Jahid Fazal-Karim	FR	<u>Pascal Bachmann</u>	CH	Aston Martin GT3 AMR MY2019	AM	10	244.8	10	243.2	7	243.2	30	240.5	15	240.0	9	242.3





# Autodromo Nazionale Monza

## International GT Open


### Race - 1

#### Fastest Laps Sequence



Lap	Time of Day	Session Time	N° Entrant/Team	Nat	Driver 1	Nat	Driver 2	Nat	Vehicle	Cat	Time	Km/h
2	16:01:57.924	6:23.924	63 Oregon Team	ITA	Pierre Louis Chovet	FRA	Maximilian Paul	DEU	Lamborghini Huracan GT3 EVO2	PRO	2:57.641	117.3
2	16:01:58.523	6:24.523	777 Olimp Racing	POL	Marcin Jedliński	POL	Karol Basz	POL	Audi R8 LMS 2018	PROAM	2:56.950	117.8
2	16:01:58.775	6:24.775	19 Oregon Team	ITA	Pietro Perolini	ITA	Daan Arrow	NLD	Lamborghini Huracan GT3 EVO2	PRO	2:56.617	118.0
2	16:02:00.093	6:26.093	65 Team Motopark	DEU	Heiko Neumann	DEU	Timo Rumpfkeil	DEU	Mercedes AMG GT3 2020	AM	2:55.881	118.5
2	16:02:00.830	6:26.830	69 Optimum Motorsport	GBR	Samuel De Haan	GBR	Charlie Fagg	GBR	McLaren 720S GT3	PRO	2:55.864	118.5
2	16:02:01.008	6:27.008	38 Kessel Racing	CHE	Nicolò Rosi	CHE	Niccolò Schirò	ITA	Ferrari 296 GT3	PROAM	2:54.611	119.4
2	16:02:01.431	6:27.431	55 AF Corse	ITA	Laurent De Meeus	BEL	Jamie Stanley	GBR	Ferrari 488 GT3 MY 2020	PROAM	2:53.989	119.8
2	16:02:01.751	6:27.751	17 Team Motopark	DEU	Diego Menchaca	MEX	Thomas Neubauer	FRA	Mercedes AMG GT3 2020	PRO	2:52.590	120.8
2	16:02:03.414	6:29.414	72 Optimum Motorsport	GBR	Nick Moss	GBR	Joe Osborne	GBR	McLaren 720S GT3	PRO	2:51.988	121.2
2	16:02:03.698	6:29.698	20 SPS Automotive Performance	DEU	Reece Barr	ITA	Mikael Pitamber	ZAF	Mercedes AMG GT3	PRO	2:51.461	121.6
2	16:02:03.988	6:29.988	51 AF Corse	ITA	Nicola Marinangeli	ITA	Riccardo Agostini	ITA	Ferrari 296 GT3	PRO	2:50.534	122.2
2	16:02:04.458	6:30.458	5 Olimp Racing	POL	Stanislaw Jedliński	POL	Krystian Korzeniowski	POL	Ferrari 296 GT3	AM	2:50.250	122.4
2	16:02:05.427	6:31.427	911 GetSpeed	DEU	Axel Blom	FIN	Steve Jans	LUX	Mercedes AMG GT3 2023	PROAM	2:49.989	122.6
2	16:02:06.300	6:32.300	133 Kessel Racing	CHE	Murat Ruhi Cuhadaroglu	TUR	Emanuele Maria Tabacchi	ITA	Ferrari 488 GT3 Evo	AM	2:49.617	122.9
2	16:02:09.377	6:35.377	25 AF Corse	ITA	Alessandro Cozzi	ITA	Giorgio Sernagiotto	ITA	Ferrari 296 GT3	AM*	2:49.539	123.0
2	16:02:09.801	6:35.801	33 Bonaldi Motorsport	ITA	Miloš Pavlović	SRB	Sanporn Jao-Javanil	THA	Lamborghini Huracan GT3 EVO2	PROAM	2:48.710	123.6
2	16:02:12.237	6:38.237	66 Greystone GT	GBR	Stewart Proctor	GBR	Lewis Proctor	GBR	McLaren 720S GT3	PROAM	2:48.440	123.8
3	16:03:59.781	8:25.781	777 Olimp Racing	POL	Marcin Jedliński	POL	Karol Basz	POL	Audi R8 LMS 2018	PROAM	2:01.258	171.9
4	16:06:00.941	10:26.941	777 Olimp Racing	POL	Marcin Jedliński	POL	Karol Basz	POL	Audi R8 LMS 2018	PROAM	2:01.161	172.1
5	16:08:01.385	12:27.385	777 Olimp Racing	POL	Marcin Jedliński	POL	Karol Basz	POL	Audi R8 LMS 2018	PROAM	2:00.443	173.1
9	16:16:05.871	20:31.871	63 Oregon Team	ITA	Pierre Louis Chovet	FRA	Maximilian Paul	DEU	Lamborghini Huracan GT3 EVO2	PRO	2:00.327	173.3
10	16:18:06.141	22:32.141	63 Oregon Team	ITA	Pierre Louis Chovet	FRA	Maximilian Paul	DEU	Lamborghini Huracan GT3 EVO2	PRO	2:00.270	173.3
12	16:22:06.499	26:32.499	63 Oregon Team	ITA	Pierre Louis Chovet	FRA	Maximilian Paul	DEU	Lamborghini Huracan GT3 EVO2	PRO	1:59.983	173.8
14	16:26:06.262	30:32.262	63 Oregon Team	ITA	Pierre Louis Chovet	FRA	Maximilian Paul	DEU	Lamborghini Huracan GT3 EVO2	PRO	1:59.732	174.1
16	16:30:05.415	34:31.415	63 Oregon Team	ITA	Pierre Louis Chovet	FRA	Maximilian Paul	DEU	Lamborghini Huracan GT3 EVO2	PRO	1:59.327	174.7
16	16:33:03.695	37:29.695	66 Greystone GT	GBR	Stewart Proctor	GBR	Lewis Proctor	GBR	McLaren 720S GT3	PROAM	1:58.811	175.5
20	16:40:58.418	45:24.418	33 Bonaldi Motorsport	ITA	Miloš Pavlović	SRB	Sanporn Jao-Javanil	THA	Lamborghini Huracan GT3 EVO2	PROAM	1:57.956	176.8
21	16:42:55.644	47:21.644	33 Bonaldi Motorsport	ITA	Miloš Pavlović	SRB	Sanporn Jao-Javanil	THA	Lamborghini Huracan GT3 EVO2	PROAM	1:57.226	177.9
21	16:43:09.068	47:35.068	11 Kessel Racing	CHE	Frédéric Jousset	FRA	David Fumanelli	ITA	Ferrari 296 GT3	PROAM	1:56.912	178.3
22	16:45:05.422	49:31.422	11 Kessel Racing	CHE	Frédéric Jousset	FRA	David Fumanelli	ITA	Ferrari 296 GT3	PROAM	1:56.353	179.2
23	16:46:32.559	50:58.559	20 SPS Automotive Performance	DEU	Reece Barr	ITA	Mikael Pitamber	ZAF	Mercedes AMG GT3	PRO	1:55.891	179.9
23	16:47:00.376	51:26.376	11 Kessel Racing	CHE	Frédéric Jousset	FRA	David Fumanelli	ITA	Ferrari 296 GT3	PROAM	1:54.954	181.4
24	16:48:27.487	52:53.487	20 SPS Automotive Performance	DEU	Reece Barr	ITA	Mikael Pitamber	ZAF	Mercedes AMG GT3	PRO	1:54.928	181.4
25	16:50:37.531	55:03.531	51 AF Corse	ITA	Nicola Marinangeli	ITA	Riccardo Agostini	ITA	Ferrari 296 GT3	PRO	1:54.472	182.1
25	16:50:40.173	55:06.173	33 Bonaldi Motorsport	ITA	Miloš Pavlović	SRB	Sanporn Jao-Javanil	THA	Lamborghini Huracan GT3 EVO2	PROAM	1:53.482	183.7
26	16:52:18.035	56:44.035	20 SPS Automotive Performance	DEU	Reece Barr	ITA	Mikael Pitamber	ZAF	Mercedes AMG GT3	PRO	1:53.435	183.8
26	16:52:30.866	56:56.866	51 AF Corse	ITA	Nicola Marinangeli	ITA	Riccardo Agostini	ITA	Ferrari 296 GT3	PRO	1:53.334	184.0
26	16:52:33.398	56:59.398	33 Bonaldi Motorsport	ITA	Miloš Pavlović	SRB	Sanporn Jao-Javanil	THA	Lamborghini Huracan GT3 EVO2	PROAM	1:53.226	184.1





# Autodromo Nazionale Monza

## International GT Open

### Race - 1


#### Fastest Laps Sequence

Autodromo Nazionale Monza 5.793 m.



Lap	Time of Day	Session Time	N° Entrant/Team	Nat	Driver 1	Nat	Driver 2	Nat	Vehicle	Cat	Time	Km/h
27	16:54:10.760	58:36.760	20 SPS Automotive Performance		Reece Barr		<u>Mikael Pitamber</u>		Mercedes AMG GT3	PRO	1:52.725	185.0
27	16:54:37.570	59:03.570	11 Kessel Racing		<u>Frédéric Jousset</u>		David Fumanelli		Ferrari 296 GT3	PROAM	1:52.152	185.9
28	16:56:17.500	1:00:43.500	51 AF Corse		<u>Nicola Marinangeli</u>		Riccardo Agostini		Ferrari 296 GT3	PRO	1:52.113	186.0
28	16:56:19.443	1:00:45.443	33 Bonaldi Motorsport		Miloš Pavlović		<u>Sanporn Jao-Javanil</u>		Lamborghini Huracan GT3 EVO2	PROAM	1:52.012	186.1
29	16:57:15.848	1:01:41.848	63 Oregon Team		Pierre Louis Chovet		<u>Maximilian Paul</u>		Lamborghini Huracan GT3 EVO2	PRO	1:51.844	186.4
29	16:58:08.954	1:02:34.954	51 AF Corse		<u>Nicola Marinangeli</u>		Riccardo Agostini		Ferrari 296 GT3	PRO	1:51.455	187.1
30	17:00:13.087	1:04:39.087	11 Kessel Racing		<u>Frédéric Jousset</u>		David Fumanelli		Ferrari 296 GT3	PROAM	1:50.663	188.4
32	17:03:54.275	1:08:20.275	11 Kessel Racing		<u>Frédéric Jousset</u>		David Fumanelli		Ferrari 296 GT3	PROAM	1:50.283	189.1





# Autodromo Nazionale Monza

## International GT Open


### Race - 1

#### Event Best Maximum Speed



N°	Entrant/Team	Nat	Driver 1	Nat	Driver 2	Nat	Vehicle	Cat	Km/h	Session
55	AF Corse	ITA	Laurent De Meeus	BEL	Jamie Stanley	GBR	Ferrari 488 GT3 MY 2020	PROAM	282.7	Qualifying - 1 Driver - 1
33	Bonaldi Motorsport	ITA	Miloš Pavlović	SRB	Sanporn Jao-Javanil	THA	Lamborghini Huracan GT3 EVO2	PROAM	277.6	Free Practice - 3
777	Olimp Racing	POL	Marcin Jedliński	POL	Karol Basz	POL	Audi R8 LMS 2018	PROAM	277.6	Qualifying - 1 Driver - 1
61	AF Corse	ITA	Jean-Claude Saada	USA	Conrad Grunewald	USA	Ferrari 488 GT3 MY 2020	AM*	275.5	Free Practice - 3
8	Il Barone Rampante	ITA	Giuseppe Cipriani	ITA			Lamborghini Huracan GT3 EVO	AM	274.8	Qualifying - 1 Driver - 1
69	Optimum Motorsport	GBR	Samuel De Haan	GBR	Charlie Fagg	GBR	McLaren 720S GT3	PRO	274.8	Qualifying - 1 Driver - 1
54	CBRX by SPS	DEU	Dexter Müller	CHE	Yannick Mettler	CHE	Mercedes AMG GT3	PROAM	274.1	Free Practice - 2
20	SPS Automotive Performance	DEU	Reece Barr	IRL	Mikaeel Pitamber	ZAF	Mercedes AMG GT3	PRO	274.1	Free Practice - 2
25	AF Corse	ITA	Alessandro Cozzi	ITA	Giorgio Sernagiotto	ITA	Ferrari 296 GT3	AM*	274.1	Free Practice - 2
5	Olimp Racing	POL	Stanislaw Jedliński	POL	Krystian Korzeniowski	POL	Ferrari 296 GT3	AM	274.1	Qualifying - 1 Driver - 1
51	AF Corse	ITA	Nicola Marinangeli	ITA	Riccardo Agostini	ITA	Ferrari 296 GT3	PRO	274.1	Qualifying - 1 Driver - 1
911	GetSpeed	DEU	Axel Blom	FIN	Steve Jans	LUX	Mercedes AMG GT3 2023	PROAM	273.4	Free Practice - 2
11	Kessel Racing	CHE	Frédéric Jousset	FRA	David Fumanelli	ITA	Ferrari 296 GT3	PROAM	273.4	Race - 1
88	AF Corse	ITA	Gino Forgione	CHE	Andrea Montermini	ITA	Ferrari 488 GT3 MY 2020	AM*	272.7	Free Practice - 2
786	GetSpeed	DEU	Kiki Sak Nana	THA	Adam Osieka	DEU	Mercedes AMG GT3 2023	AM	272.7	Qualifying - 1 Driver - 1
27	AF Corse	ITA	Marco Pulcini	ITA	Eddie Cheever III	ITA	Ferrari 296 GT3	PROAM	272.7	Qualifying - 1 Driver - 1
38	Kessel Racing	CHE	Nicolò Rosi	CHE	Niccolò Schirò	ITA	Ferrari 296 GT3	PROAM	272.7	Qualifying - 1 Driver - 1
17	Team Motopark	DEU	Diego Menchaca	MEX	Thomas Neubauer	FRA	Mercedes AMG GT3 2020	PRO	272.0	Free Practice - 2
66	Greystone GT	GBR	Stewart Proctor	GBR	Lewis Proctor	GBR	McLaren 720S GT3	PROAM	272.0	Free Practice - 2
19	Oregon Team	ITA	Pietro Perolini	ITA	Daan Arrow	NLD	Lamborghini Huracan GT3 EVO2	PRO	272.0	Qualifying - 1 Driver - 1
91	Team Baron Motorsport	AUT	Ernst Kirchmayr	AUT	Philipp Baron	AUT	Ferrari 488 GT3 Evo	AM	272.0	Qualifying - 1 Driver - 1
6	GetSpeed	DEU	James Wallis	GBR	Aaron Walker	GBR	Mercedes AMG GT3 2023	PRO	272.0	Qualifying - 1 Driver - 1
65	Team Motopark	DEU	Heiko Neumann	DEU	Timo Rumpfkeil	DEU	Mercedes AMG GT3 2020	AM	271.3	Qualifying - 1 Driver - 1
133	Kessel Racing	CHE	Murat Ruhi Cuhadaroglu	TUR	Emanuele Maria Tabacchi	ITA	Ferrari 488 GT3 Evo	AM	271.3	Qualifying - 1 Driver - 1
72	Optimum Motorsport	GBR	Nick Moss	GBR	Joe Osborne	GBR	McLaren 720S GT3	PRO	270.6	Qualifying - 1 Driver - 1
23	Eastalent-Racing	AUT	Simon Reicher	AUT	Christopher Haase	DEU	Audi R8 LMS GT3 Evo II	PRO	270.6	Qualifying - 1 Driver - 1
84	Altitude Racing by Optimum Motorsport	GBR	Andrew Gilbert	GBR	Fran Rueda	ESP	McLaren 720S GT3	PROAM	270.0	Free Practice - 2
63	Oregon Team	ITA	Pierre Louis Chovet	FRA	Maximilian Paul	DEU	Lamborghini Huracan GT3 EVO2	PRO	269.3	Free Practice - 2
007	Street-Art Racing	BEL	Jahid Fazal-Karim	FRA	Pascal Bachmann	CHE	Aston Martin GT3 AMR MY2019	AM	267.3	Free Practice - 3





Autodromo Nazionale Monza

International GT Open

Race - 1

Lap Chart




LAP

Nr	Po	Grid	1	2	3	4	5	6	7	8	9	10	11	12	13	14	15	16	17	18	19	20	21	22	23	24	25	26	27	28	29	30	31	32	33	34	
63	1	63	63	63	777	777	777	777	777	777	777	777	777	63	63	63	63	63	63	63	63	63	6	6	6	63	63	63	63	63	63	63	63	63	63	63	63
777	2	777	777	777	63	63	63	63	63	63	63	63	63	777	777	777	777	777	777	777	777	6	63	63	63	6	6	6	6	6	6	19	6	6	6	23	
19	3	19	19	19	19	19	19	19	19	19	19	19	19	19	19	19	19	19	19	19	6	19	19	19	19	19	19	19	19	19	6	19	19	23	6		
6	4	6	6	6	65	65	65	65	65	65	65	65	65	65	65	65	6	6	6	6	65	777	777	777	777	777	777	777	23	23	23	23	23	23	911	911	
65	5	65	65	65	6	6	6	6	6	6	6	6	6	6	6	6	65	65	65	65	27	27	27	27	17	17	17	23	23	777	911	911	911	911	20	20	
69	6	69	69	69	38	38	38	38	38	38	38	38	38	38	38	38	17	27	27	27	38	17	17	17	27	27	23	17	911	911	777	20	20	20	51	51	
38	7	38	38	38	17	17	17	17	17	17	17	17	17	17	17	17	38	38	38	38	55	69	69	69	69	23	27	911	17	17	20	777	777	51	33	11	
55	8	55	55	55	55	55	55	55	55	27	27	27	27	27	27	27	17	55	55	23	23	23	23	23	69	69	69	69	69	17	17	17	777	11	33		
17	9	17	23	17	69	69	27	27	27	55	55	55	55	55	55	55	55	23	23	51	38	38	38	911	911	911	27	27	20	69	69	51	33	17	17		
23	10	23	17	23	23	27	69	69	69	69	69	69	69	69	69	23	23	23	51	51	72	65	55	911	38	38	20	20	20	27	27	51	69	17	69	69	
27	11	27	27	27	23	23	23	23	23	23	23	23	23	23	23	51	72	51	72	72	19	55	911	55	55	55	38	38	51	51	51	33	33	11	777	777	
72	12	72	72	72	72	72	72	72	72	72	72	72	72	72	51	72	51	72	911	911	17	911	65	20	20	20	55	55	33	33	33	27	27	69	27	27	
20	13	20	20	20	20	51	51	51	51	51	51	51	51	51	72	5	911	911	20	20	69	72	20	72	51	51	51	51	38	11	11	11	11	27	38	55	
51	14	51	51	51	5	5	5	5	5	5	5	5	5	5	5	911	5	5	5	133	911	20	72	51	72	33	33	33	55	38	55	38	38	38	55	38	
5	15	5	5	5	51	20	20	20	20	20	911	911	911	911	911	69	20	20	133	8	20	8	8	65	54	54	54	11	11	55	38	55	55	55	54	54	
911	16	911	88	911	911	911	911	911	911	911	20	20	20	20	20	20	88	88	8	17	8	51	51	8	33	8	11	54	8	8	54	54	54	54	66	66	
88	17	88	911	88	88	88	88	88	88	88	88	88	88	88	88	88	133	133	88	69	54	54	54	54	8	72	8	8	54	54	8	8	61	61	61	61	
133	18	133	786	133	133	133	133	133	786	133	133	133	133	133	133	8	8	17	5	25	25	25	33	65	11	72	61	61	61	61	61	61	66	66	8	8	
786	19	786	133	786	786	786	786	786	133	8	8	8	8	8	25	8	786	786	786	54	133	133	133	133	61	61	61	66	66	66	66	66	8	8	25		
54	20	54	54	54	8	8	8	8	8	54	25	25	25	25	8	25	33	11	69	25	61	61	33	61	133	66	66	72	72	25	25	25	25	25	65		
91	21	91	91	91	8	54	54	54	54	25	54	54	54	54	786	786	11	69	54	61	33	33	61	66	11	65	65	25	25	72	72	65	65	65	91		
8	22	8	8	8	91	25	25	25	25	33	33	33	786	786	33	33	69	54	25	91	91	66	66	25	66	133	25	65	65	65	65	91	91	91	133		
25	23	25	25	25	25	91	33	33	33	786	91	91	33	33	54	11	25	25	61	33	66	91	91	11	25	25	133	91	91	91	91	72	133	133	88		
33	24	33	33	33	33	33	91	91	91	91	786	786	91	91	11	54	54	91	91	88	5	11	11	91	91	91	91	91	133	133	133	133	88	88			
11	25	11	11	11	11	11	11	11	11	11	11	11	11	11	91	91	91	61	33	66	88	88	88	88	88	88	88	88	88	88	88	88	5	5			
61	26	61	61	61	61	61	61	61	61	61	61	61	61	61	61	61	61	33	66	11	11	5	5	5	5	5	5	5	5	5	5	5	5	007			
66	27	66	66	66	66	66	66	66	66	66	66	66	66	66	66	66	66	66	66	11	007	007	007	007	007	007	007	007	007	007	007	007	007	007			
007	28	007	007	007	007	007	007	007	007	007	007	007	007	007	007	007	007	007	007	007	786																



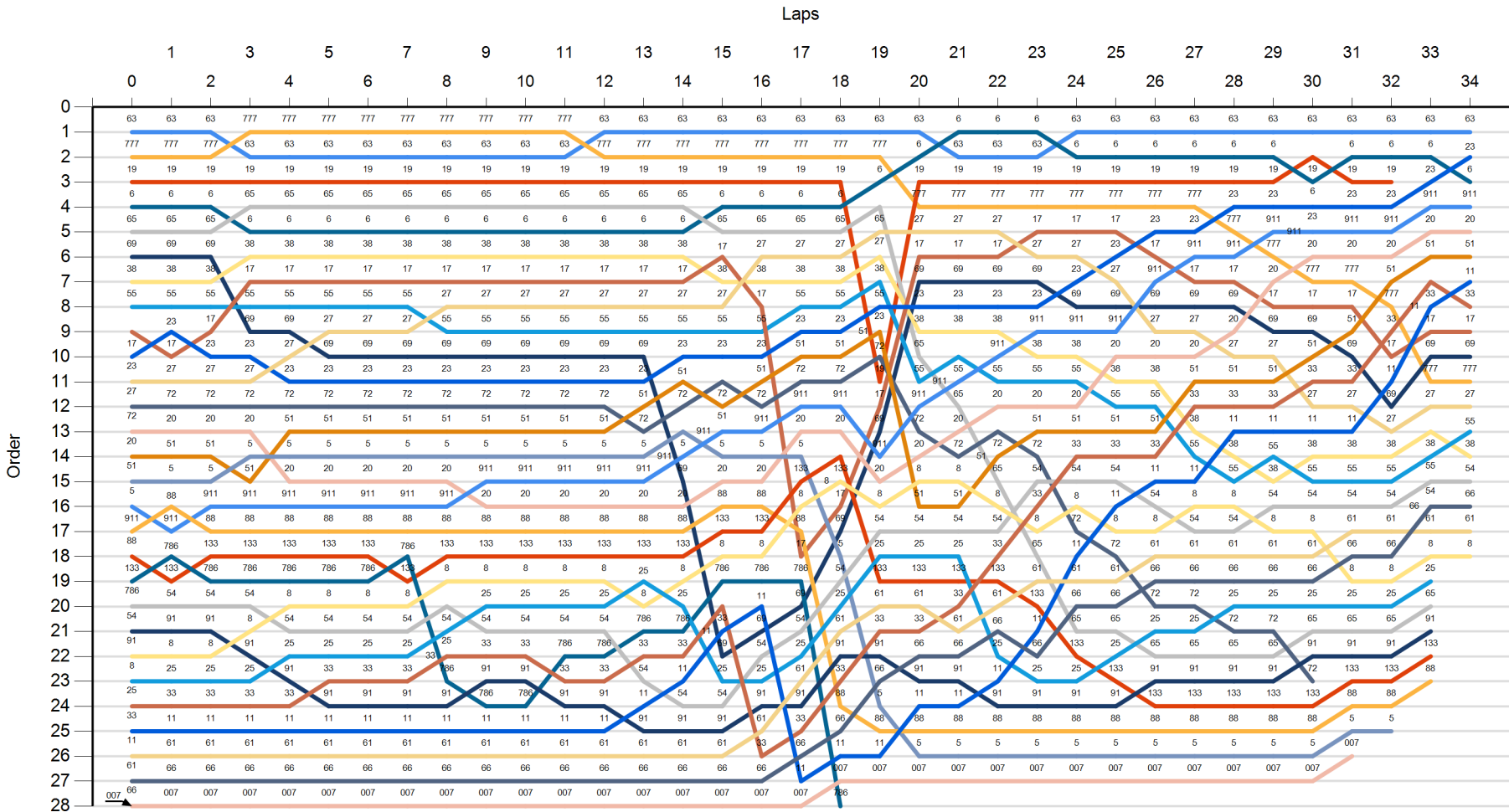





**Autodromo Nazionale Monza**  
**International GT Open**  
**Race - 1**  
**Graphic Lap Chart**



- 63
- 777
- 19
- 6
- 65
- 69
- 38
- 55
- 17
- 23
- 27
- 72
- 20
- 51
- 5
- 911
- 88
- 133
- 786
- 54
- 91
- 8
- 25
- 33
- 11
- 61
- 66
- 007







# Autodromo Nazionale Monza

## International GT Open

### Race - 1


#### Pit Stop Analysis



Ord	Nr.	In Day Time	Entrant/Team	Nat	Driver 1	Nat	Driver 2	Nat	Vehicle	Cat	In Time	Stop N°	Pit Time	Handicap	Diff.
1	54	16:25:10.180	CBRX by SPS		<b>Dexter Müller</b>		Yannick Mettler		Mercedes AMG GT3	PROA	29:36.346	1	1:21.351	1:20	
2	91	16:25:20.848	Team Baron Motorsport		<b>Ernst Kirchmayr</b>		Philipp Baron		Ferrari 488 GT3 Evo	AM	29:47.014	1	1:21.712	1:20	
3	61	16:25:25.351	AF Corse		<b>Jean-Claude Saada</b>		Conrad Grunewald		Ferrari 488 GT3 MY 2020	AM*	29:51.517	1	1:21.153	1:20	
4	66	16:25:40.884	Greystone GT		<b>Stewart Proctor</b>		Lewis Proctor		McLaren 720S GT3	PROA	30:07.050	1	1:21.499	1:20	
5	69	16:26:44.724	Optimum Motorsport		<b>Samuel De Haan</b>		Charlie Fagg		McLaren 720S GT3	PRO	31:10.890	1	1:25.833	1:25	
6	25	16:27:05.518	AF Corse		<b>Alessandro Cozzi</b>		Giorgio Sernagiotto		Ferrari 296 GT3	AM*	31:31.684	1	1:32.919	1:30	
7	33	16:29:27.525	Bonaldi Motorsport		Miloš Pavlović		<b>Sanporn Jao-Javanil</b>		Lamborghini Huracan GT3 EVO2	PROA	33:53.691	1	1:21.911	1:20	
8	17	16:30:31.092	Team Motopark		Diego Menchaca		<b>Thomas Neubauer</b>		Mercedes AMG GT3 2020	PRO	34:57.258	1	1:31.679	1:30	
9	11	16:31:40.612	Kessel Racing		<b>Frédéric Jousset</b>		David Fumanelli		Ferrari 296 GT3	PROA	36:06.778	1	1:20.759	1:20	
10	007	16:31:53.141	Street-Art Racing		Jahid Fazal-Karim		<b>Pascal Bachmann</b>		Aston Martin GT3 AMR MY2019	AM	36:19.307	1	1:43.654	1:20	
11	5	16:32:59.052	Olimp Racing		Stanislaw Jedliński		<b>Krystian Korzeniowski</b>		Ferrari 296 GT3	AM	37:25.218	1	1:26.247	1:20	
12	88	16:33:13.177	AF Corse		Gino Forgione		<b>Andrea Montermini</b>		Ferrari 488 GT3 MY 2020	AM*	37:39.343	1	1:38.767	1:20	
13	786	16:34:06.292	GetSpeed		<b>Kiki Sak Nana</b>		Adam Osieka		Mercedes AMG GT3 2023	AM	38:32.458	1	20:24.507	1:30	
14	19	16:34:16.931	Oregon Team		Pietro Perolini		<b>Daan Arrow</b>		Lamborghini Huracan GT3 EVO2	PRO	38:43.097	1	1:20.549	1:20	
15	911	16:34:59.276	GetSpeed		<b>Axel Blom</b>		Steve Jans		Mercedes AMG GT3 2023	PROA	39:25.442	1	1:18.101	1:20	-1.899
16	20	16:35:04.334	SPS Automotive Performance		Reece Barr		<b>Mikael Pitamber</b>		Mercedes AMG GT3	PRO	39:30.500	1	1:22.375	1:20	
17	133	16:35:20.505	Kessel Racing		Murat Ruhu Cuhadaroglu		<b>Emanuele Maria Tabacc</b>		Ferrari 488 GT3 Evo	AM	39:46.671	1	1:25.685	1:20	
18	8	16:35:21.419	Il Barone Rampante		Giuseppe Cipriani				Lamborghini Huracan GT3 EVO	AM	39:47.585	1	1:20.586	1:20	
19	63	16:36:04.620	Oregon Team		Pierre Louis Chovet		<b>Maximilian Paul</b>		Lamborghini Huracan GT3 EVO2	PRO	40:30.786	1	1:33.593	1:30	
20	777	16:36:08.905	Olimp Racing		Marcin Jedliński		<b>Karol Basz</b>		Audi R8 LMS 2018	PROA	40:35.071	1	1:41.878	1:20	
21	6	16:36:25.649	GetSpeed		James Wallis		<b>Aaron Walker</b>		Mercedes AMG GT3 2023	PRO	40:51.815	1	1:20.362	1:20	
22	65	16:36:28.982	Team Motopark		Heiko Neumann		<b>Timo Rumpfkeil</b>		Mercedes AMG GT3 2020	AM	40:55.148	1	1:27.960	1:25	
23	27	16:36:33.312	AF Corse		Marco Pulcini		<b>Eddie Cheever III</b>		Ferrari 296 GT3	PROA	40:59.478	1	1:24.972	1:20	
24	38	16:36:37.848	Kessel Racing		Nicolò Rosi		<b>Niccolò Schirò</b>		Ferrari 296 GT3	PROA	41:04.014	1	1:32.779	1:30	
25	55	16:36:46.972	AF Corse		Laurent De Meeus		<b>Jamie Stanley</b>		Ferrari 488 GT3 MY 2020	PROA	41:13.138	1	1:32.313	1:20	
26	23	16:36:53.387	Eastalent-Racing		<b>Simon Reicher</b>		Christopher Haase		Audi R8 LMS GT3 Evo II	PRO	41:19.553	1	1:21.437	1:20	
27	51	16:36:54.131	AF Corse		<b>Nicola Marinangeli</b>		Riccardo Agostini		Ferrari 296 GT3	PRO	41:20.297	1	1:41.965	1:30	
28	72	16:36:58.356	Optimum Motorsport		Nick Moss		<b>Joe Osborne</b>		McLaren 720S GT3	PRO	41:24.522	1	1:30.663	1:30	

\* timing tolerance of 0.3%

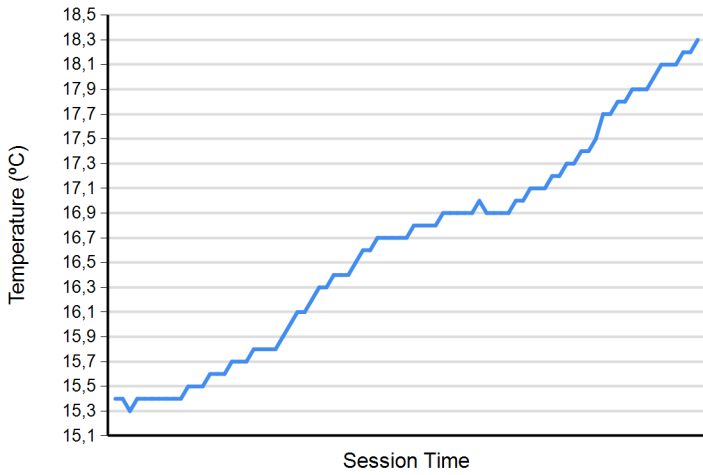




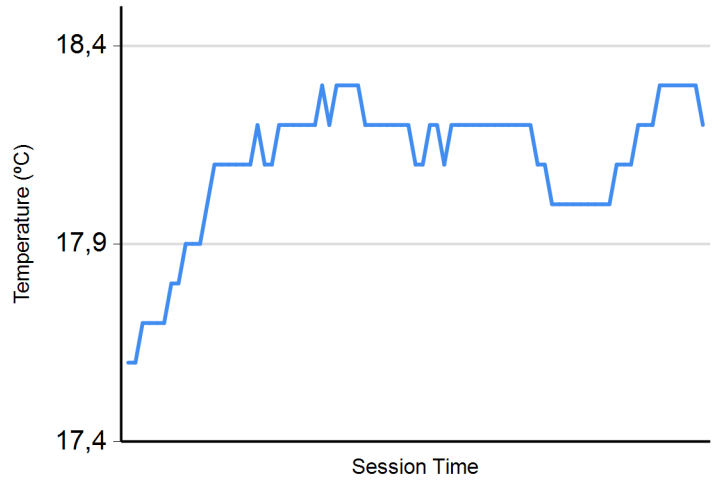
**Autodromo Nazionale Monza**  
**International GT Open**  
**Race - 1**  
**Weather Report**



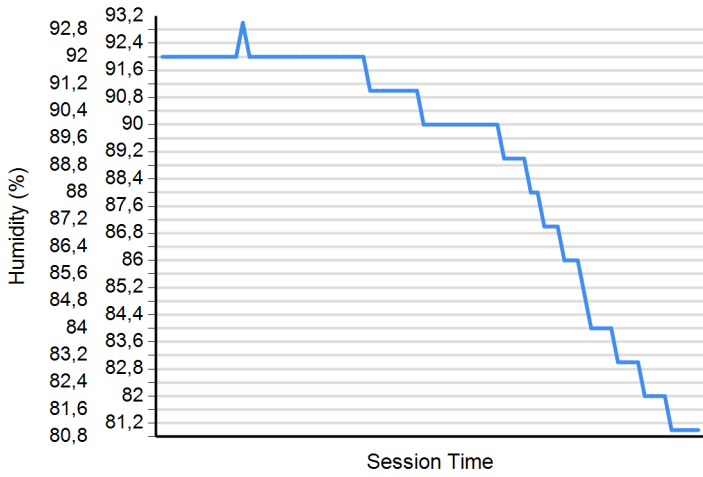
**Air Temperature**



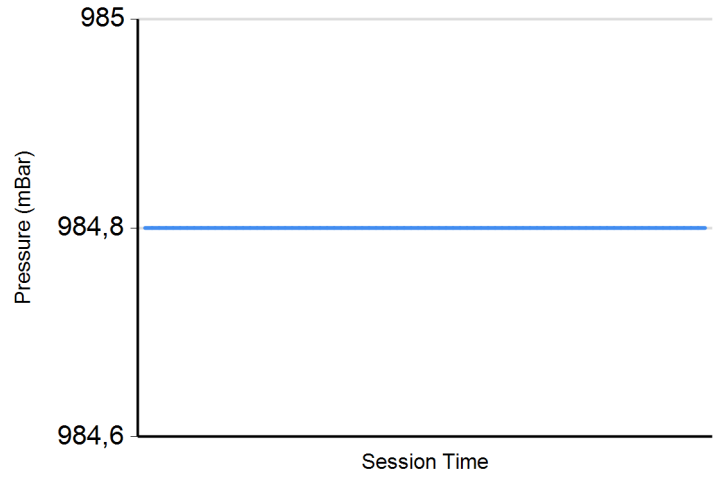
**Track Temperature**



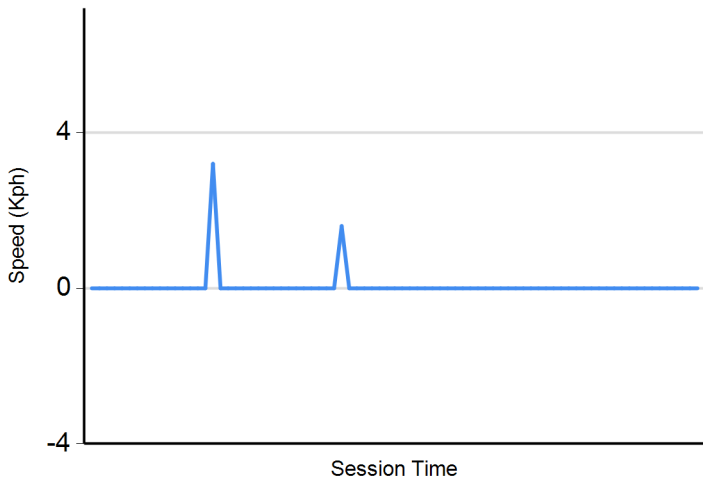
**Humidity**



**Pressure**



**Wind Speed**



**Wind direction**

