



PORSCHE

**CARRERA CUP
FRANCE**

Porsche Carrera Cup France

Red Bull Ring

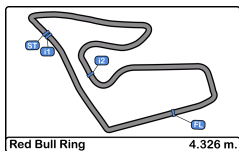
7th – 10th September 2023

Results booklet



Provided by Cronococa S.L.

www.cronococa.com



Red Bull Ring
Porsche Carrera Cup France
Private test
Provisional Results



Clas	Nº	Driver	Nat	Cat	Clas	Team	Nat	Vehicle	Laps	Best	Time	Gap	Interval	Km/h
1	99	Benjamin Paque		Pro	1	Forestier Racing CLRT		Porsche 911 GT3 Cup	52	50	1:30.710			171.6
2	22	Alessandro Ghiretti		Pro	2	Martinet by Alméras		Porsche 911 GT3 Cup	66	62	1:30.866	0.156	0.156	171.3
3	1	Marvin Klein		Pro	3	TFT Racing		Porsche 911 GT3 Cup	62	35	1:30.889	0.179	0.023	171.3
4	76	Louis Perrot		Pro	4	IMSA LS Group Performance		Porsche 911 GT3 Cup	77	71	1:31.013	0.303	0.124	171.1
5	97	Artem Slutskii		Pro	5	Target Compétition		Porsche 911 GT3 Cup	32	30	1:31.118	0.408	0.105	170.9
6	96	Zakhar Slutskii		Pro	6	Target Compétition		Porsche 911 GT3 Cup	40	31	1:31.343	0.633	0.225	170.4
7	5	Mathys Jaubert		Pro	7	TFT Racing		Porsche 911 GT3 Cup	59	46	1:31.636	0.926	0.293	169.9
8	29	Louis Rousset		Pro	8	Forestier Racing CLRT		Porsche 911 GT3 Cup	64	45	1:31.706	0.996	0.070	169.8
9	77	Jérémy Sarhy		Pro	9	Racing Technology		Porsche 911 GT3 Cup	74	61	1:31.733	1.023	0.027	169.7
10	89	Bashar Mardini		Pro-Am	1	Tsunami RT		Porsche 911 GT3 Cup	70	64	1:31.936	1.226	0.203	169.3
11	27	Marlon Hernandez		Pro	10	ABM		Porsche 911 GT3 Cup	66	52	1:31.983	1.273	0.047	169.3
12	7	Jérôme Boullery		Pro-Am	2	Racing Technology		Porsche 911 GT3 Cup	69	58	1:32.030	1.320	0.047	169.2
13	59	Maxence Maurice		Pro-Am	3	IMSA LS Group Performance		Porsche 911 GT3 Cup	81	41	1:32.062	1.352	0.032	169.1
14	38	Sébastien Dussolliet		Pro-Am	4	ABM		Porsche 911 GT3 Cup	80	75	1:32.198	1.488	0.136	168.9
15	56	Frédéric Ancel		Pro-Am	5	Porsche Lorient Racing		Porsche 911 GT3 Cup	76	68	1:32.309	1.599	0.111	168.7
16	12	Ludovic Loeul		Am	1	Porsche Lorient Racing		Porsche 911 GT3 Cup	76	49	1:32.325	1.615	0.016	168.6
17	74	Victor Blugeon		Pro	11	ABM		Porsche 911 GT3 Cup	59	44	1:32.389	1.679	0.064	168.5
18	53	Arthur Mathieu		Pro	12	Martinet by Alméras		Porsche 911 GT3 Cup	70	48	1:32.420	1.710	0.031	168.5
19	2	Marc Guillot		Pro-Am	6	HERRERO Racing		Porsche 911 GT3 Cup	73	43	1:32.672	1.962	0.252	168.0
20	21	Fernando Monje		Pro	13	Martinet by Alméras		Porsche 911 GT3 Cup	69	44	1:32.815	2.105	0.143	167.7
21	911	Christophe Lapierre		Pro-Am	7	Martinet by Alméras		Porsche 911 GT3 Cup	68	65	1:32.915	2.205	0.100	167.6
22	73	Sébastien Poisson		Am	2	ABM		Porsche 911 GT3 Cup	75	72	1:33.174	2.464	0.259	167.1
23	66	Gilles Colombani		Am	3	Team Clairet Sport		Porsche 911 GT3 Cup	69	60	1:33.305	2.595	0.131	166.9
24	24	Alexandre Leroy		Am	4	TFT Racing		Porsche 911 GT3 Cup	58	41	1:33.772	3.062	0.467	166.0
25	49	Karim Ajlani		Am	5	ABM		Porsche 911 GT3 Cup	70	59	1:34.024	3.314	0.252	165.6
26	78	Dominique Bastien		Am	6	Speedlover		Porsche 911 GT3 Cup	60	43	1:34.739	4.029	0.715	164.3

Published at:.....

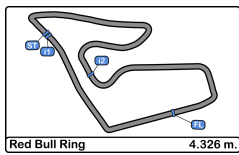
Track Temp: 28.7 °C Air Temp: 19.6 °C Humidity: 68 % Track Status: DRY

Race Director:

Timekeeper:

Luis Garcia
 JOB-1605-ESP/M





Red Bull Ring
Porsche Carrera Cup France
Private test
Provisional Results by Category



Pro														
Clas	Nº	Driver	Nat	Cat	Clas	Team	Nat	Vehicle	Laps	Best	Time	Gap	Interval	Km/h
1	99	Benjamin Paque		Pro	1	Forestier Racing CLRT		Porsche 911 GT3 Cup	52	50	1:30.710			171.6
2	22	Alessandro Ghiretti		Pro	2	Martinet by Alméras		Porsche 911 GT3 Cup	66	62	1:30.866	0.156	0.156	171.3
3	1	Marvin Klein		Pro	3	TFT Racing		Porsche 911 GT3 Cup	62	35	1:30.889	0.179	0.023	171.3
4	76	Louis Perrot		Pro	4	IMSA LS Group Performance		Porsche 911 GT3 Cup	77	71	1:31.013	0.303	0.124	171.1
5	97	Artem Slutskii		Pro	5	Target Compétition		Porsche 911 GT3 Cup	32	30	1:31.118	0.408	0.105	170.9
6	96	Zakhar Slutskii		Pro	6	Target Compétition		Porsche 911 GT3 Cup	40	31	1:31.343	0.633	0.225	170.4
7	5	Mathys Jaubert		Pro	7	TFT Racing		Porsche 911 GT3 Cup	59	46	1:31.636	0.926	0.293	169.9
8	29	Louis Rousset		Pro	8	Forestier Racing CLRT		Porsche 911 GT3 Cup	64	45	1:31.706	0.996	0.070	169.8
9	77	Jérémy Sarhy		Pro	9	Racing Technology		Porsche 911 GT3 Cup	74	61	1:31.733	1.023	0.027	169.7
10	27	Marlon Hernandez		Pro	10	ABM		Porsche 911 GT3 Cup	66	52	1:31.983	1.273	0.250	169.3
11	74	Victor Blugeon		Pro	11	ABM		Porsche 911 GT3 Cup	59	44	1:32.389	1.679	0.406	168.5
12	53	Arthur Mathieu		Pro	12	Martinet by Alméras		Porsche 911 GT3 Cup	70	48	1:32.420	1.710	0.031	168.5
13	21	Fernando Monje		Pro	13	Martinet by Alméras		Porsche 911 GT3 Cup	69	44	1:32.815	2.105	0.395	167.7

Pro-Am														
Clas	Nº	Driver	Nat	Cat	Clas	Team	Nat	Vehicle	Laps	Best	Time	Gap	Interval	Km/h
1	89	Bashar Mardini		Pro-Am	1	Tsunami RT		Porsche 911 GT3 Cup	70	64	1:31.936			169.3
2	7	Jérôme Boullery		Pro-Am	2	Racing Technology		Porsche 911 GT3 Cup	69	58	1:32.030	0.094	0.094	169.2
3	59	Maxence Maurice		Pro-Am	3	IMSA LS Group Performance		Porsche 911 GT3 Cup	81	41	1:32.062	0.126	0.032	169.1
4	38	Sébastien Dussollet		Pro-Am	4	ABM		Porsche 911 GT3 Cup	80	75	1:32.198	0.262	0.136	168.9
5	56	Frédéric Ancel		Pro-Am	5	Porsche Lorient Racing		Porsche 911 GT3 Cup	76	68	1:32.309	0.373	0.111	168.7
6	2	Marc Guillot		Pro-Am	6	HERRERO Racing		Porsche 911 GT3 Cup	73	43	1:32.672	0.736	0.363	168.0
7	911	Christophe Lapiere		Pro-Am	7	Martinet by Alméras		Porsche 911 GT3 Cup	68	65	1:32.915	0.979	0.243	167.6

Am														
Clas	Nº	Driver	Nat	Cat	Clas	Team	Nat	Vehicle	Laps	Best	Time	Gap	Interval	Km/h
1	12	Ludovic Loeul		Am	1	Porsche Lorient Racing		Porsche 911 GT3 Cup	76	49	1:32.325			168.6
2	73	Sébastien Poisson		Am	2	ABM		Porsche 911 GT3 Cup	75	72	1:33.174	0.849	0.849	167.1
3	66	Gilles Colombani		Am	3	Team Clairet Sport		Porsche 911 GT3 Cup	69	60	1:33.305	0.980	0.131	166.9
4	24	Alexandre Leroy		Am	4	TFT Racing		Porsche 911 GT3 Cup	58	41	1:33.772	1.447	0.467	166.0
5	49	Karim Ajlani		Am	5	ABM		Porsche 911 GT3 Cup	70	59	1:34.024	1.699	0.252	165.6
6	78	Dominique Bastien		Am	6	Speedlover		Porsche 911 GT3 Cup	60	43	1:34.739	2.414	0.715	164.3

Published at:.....

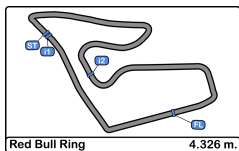
Track Temp: 28.7 °C Air Temp: 19.6 °C Humidity: 68 % Track Status: DRY

Race Director:

Timekeeper:

Luis Garcia
 JOB-1605-ESP/M





Red Bull Ring
Porsche Carrera Cup France
Private test
Provisional Results by Class



Rookie														
Clas	Nº	Driver	Nat	Cat	Clas	Team	Nat	Vehicle	Laps	Best	Time	Gap	Interval	Km/h
1	99	Benjamin Paque		R	1	Forestier Racing CLRT		Porsche 911 GT3 Cup	52	50	1:30.710			171.6
2	5	Mathys Jaubert		R	2	TFT Racing		Porsche 911 GT3 Cup	59	46	1:31.636	0.926	0.926	169.9
3	29	Louis Rousset		R	3	Forestier Racing CLRT		Porsche 911 GT3 Cup	64	45	1:31.706	0.996	0.070	169.8
4	27	Marlon Hernandez		R	4	ABM		Porsche 911 GT3 Cup	66	52	1:31.983	1.273	0.277	169.3
Clas	Nº	Driver	Nat	Cat	Clas	Team	Nat	Vehicle	Laps	Best	Time	Gap	Interval	Km/h
1	22	Alessandro Ghiretti				Martinet by Alméras		Porsche 911 GT3 Cup	66	62	1:30.866			171.3
2	1	Marvin Klein				TFT Racing		Porsche 911 GT3 Cup	62	35	1:30.889	0.023	0.023	171.3
3	76	Louis Perrot				IMSA LS Group Performance		Porsche 911 GT3 Cup	77	71	1:31.013	0.147	0.124	171.1
4	97	Artem Slutskii				Target Compétition		Porsche 911 GT3 Cup	32	30	1:31.118	0.252	0.105	170.9
5	96	Zakhar Slutskii				Target Compétition		Porsche 911 GT3 Cup	40	31	1:31.343	0.477	0.225	170.4
6	77	Jérémy Sarhy				Racing Technology		Porsche 911 GT3 Cup	74	61	1:31.733	0.867	0.390	169.7
7	89	Bashar Mardini				Tsunami RT		Porsche 911 GT3 Cup	70	64	1:31.936	1.070	0.203	169.3
8	7	Jérôme Boullery				Racing Technology		Porsche 911 GT3 Cup	69	58	1:32.030	1.164	0.094	169.2
9	59	Maxence Maurice				IMSA LS Group Performance		Porsche 911 GT3 Cup	81	41	1:32.062	1.196	0.032	169.1
10	38	Sébastien Dussolliet				ABM		Porsche 911 GT3 Cup	80	75	1:32.198	1.332	0.136	168.9
11	56	Frédéric Ancel				Porsche Lorient Racing		Porsche 911 GT3 Cup	76	68	1:32.309	1.443	0.111	168.7
12	12	Ludovic Loeul				Porsche Lorient Racing		Porsche 911 GT3 Cup	76	49	1:32.325	1.459	0.016	168.6
13	74	Victor Blugeon				ABM		Porsche 911 GT3 Cup	59	44	1:32.389	1.523	0.064	168.5
14	53	Arthur Mathieu				Martinet by Alméras		Porsche 911 GT3 Cup	70	48	1:32.420	1.554	0.031	168.5
15	2	Marc Guillot				HERRERO Racing		Porsche 911 GT3 Cup	73	43	1:32.672	1.806	0.252	168.0
16	21	Fernando Monje				Martinet by Alméras		Porsche 911 GT3 Cup	69	44	1:32.815	1.949	0.143	167.7
17	911	Christophe Lapierre				Martinet by Alméras		Porsche 911 GT3 Cup	68	65	1:32.915	2.049	0.100	167.6
18	73	Sébastien Poisson				ABM		Porsche 911 GT3 Cup	75	72	1:33.174	2.308	0.259	167.1
19	66	Gilles Colombani				Team Clairet Sport		Porsche 911 GT3 Cup	69	60	1:33.305	2.439	0.131	166.9
20	24	Alexandre Leroy				TFT Racing		Porsche 911 GT3 Cup	58	41	1:33.772	2.906	0.467	166.0
21	49	Karim Ajlani				ABM		Porsche 911 GT3 Cup	70	59	1:34.024	3.158	0.252	165.6
22	78	Dominique Bastien				Speedlover		Porsche 911 GT3 Cup	60	43	1:34.739	3.873	0.715	164.3

Published at:.....

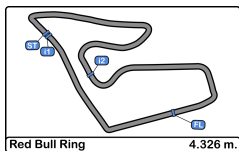
Track Temp: 28.7 °C Air Temp: 19.6 °C Humidity: 68 % Track Status: DRY

Race Director:

Timekeeper:

Luis Garcia
 JOB-1605-ESP/M





Red Bull Ring
Porsche Carrera Cup France
Private test



Provisional 2 Fastest Lap Results

Clas	Nº	Driver	Nat	Cat	Clas	Team	Nat	Vehicle	Laps	Best	Time	Gap	Interval	Km/h
1	22	Alessandro Ghiretti	FRA	Pro	1	Martinet by Alméras	FRA	Porsche 911 GT3 Cup	66	63	1:30.876			171.3
2	99	Benjamin Paque	BEL	Pro	2	Forestier Racing CLRT	FRA	Porsche 911 GT3 Cup	52	51	1:30.915	0.039	0.039	171.6
3	1	Marvin Klein	FRA	Pro	3	TFT Racing	FRA	Porsche 911 GT3 Cup	62	36	1:30.991	0.115	0.076	171.3
4	76	Louis Perrot	FRA	Pro	4	IMSA LS Group Performance	FRA	Porsche 911 GT3 Cup	77	69	1:31.207	0.331	0.216	171.1
5	97	Artem Slutskii	SRB	Pro	5	Target Compétition	ITA	Porsche 911 GT3 Cup	32	25	1:31.590	0.714	0.383	170.9
6	5	Mathys Jaubert	FRA	Pro	6	TFT Racing	FRA	Porsche 911 GT3 Cup	59	34	1:31.694	0.818	0.104	169.9
7	77	Jérémy Sarhy	FRA	Pro	7	Racing Technology	FRA	Porsche 911 GT3 Cup	74	63	1:31.767	0.891	0.073	169.7
8	29	Louis Rousset	FRA	Pro	8	Forestier Racing CLRT	FRA	Porsche 911 GT3 Cup	64	44	1:31.788	0.912	0.021	169.8
9	89	Bashar Mardini	CAN	Pro-Am	1	Tsunami RT	ITA	Porsche 911 GT3 Cup	70	68	1:31.997	1.121	0.209	169.3
10	27	Marlon Hernandez	FRA	Pro	9	ABM	FRA	Porsche 911 GT3 Cup	66	51	1:32.021	1.145	0.024	169.3
11	96	Zakhar Slutskii	SRB	Pro	10	Target Compétition	ITA	Porsche 911 GT3 Cup	40	9	1:32.023	1.147	0.002	170.4
12	7	Jérôme Boullery	FRA	Pro-Am	2	Racing Technology	FRA	Porsche 911 GT3 Cup	69	63	1:32.050	1.174	0.027	169.2
13	38	Sébastien Dussolliet	FRA	Pro-Am	3	ABM	FRA	Porsche 911 GT3 Cup	80	74	1:32.201	1.325	0.151	168.9
14	59	Maxence Maurice	FRA	Pro-Am	4	IMSA LS Group Performance	FRA	Porsche 911 GT3 Cup	81	60	1:32.380	1.504	0.179	169.1
15	74	Victor Blugeon	FRA	Pro	11	ABM	FRA	Porsche 911 GT3 Cup	59	43	1:32.432	1.556	0.052	168.5
16	53	Arthur Mathieu	FRA	Pro	12	Martinet by Alméras	FRA	Porsche 911 GT3 Cup	70	27	1:32.454	1.578	0.022	168.5
17	12	Ludovic Loeul	FRA	Am	1	Porsche Lorient Racing	FRA	Porsche 911 GT3 Cup	76	47	1:32.492	1.616	0.038	168.6
18	56	Frédéric Ancel	FRA	Pro-Am	5	Porsche Lorient Racing	FRA	Porsche 911 GT3 Cup	76	67	1:32.501	1.625	0.009	168.7
19	2	Marc Guillot	FRA	Pro-Am	6	HERRERO Racing	FRA	Porsche 911 GT3 Cup	73	53	1:32.764	1.888	0.263	168.0
20	21	Fernando Monje	ESP	Pro	13	Martinet by Alméras	FRA	Porsche 911 GT3 Cup	69	26	1:32.841	1.965	0.077	167.7
21	911	Christophe Lapierre	FRA	Pro-Am	7	Martinet by Alméras	FRA	Porsche 911 GT3 Cup	68	67	1:33.029	2.153	0.188	167.6
22	73	Sébastien Poisson	FRA	Am	2	ABM	FRA	Porsche 911 GT3 Cup	75	64	1:33.269	2.393	0.240	167.1
23	66	Gilles Colombani	FRA	Am	3	Team Clairet Sport	FRA	Porsche 911 GT3 Cup	69	61	1:33.558	2.682	0.289	166.9
24	24	Alexandre Leroy	BEL	Am	4	TFT Racing	FRA	Porsche 911 GT3 Cup	58	52	1:33.815	2.939	0.257	166.0
25	49	Karim Ajlani	CHE	Am	5	ABM	FRA	Porsche 911 GT3 Cup	70	30	1:34.026	3.150	0.211	165.6
26	78	Dominique Bastien	USA	Am	6	Speedlover	BEL	Porsche 911 GT3 Cup	60	42	1:35.002	4.126	0.976	164.3

Published at:.....

Track Temp: 28.7 °C Air Temp: 19.6 °C Humidity: 68 % Track Status: DRY

Race Director:

Timekeeper:

Luis Garcia
 JOB-1605-ESP/M



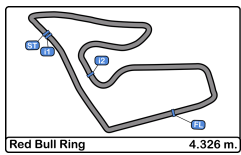


Red Bull Ring
Porsche Carrera Cup France
 Private test
Lap Analysis



1							1								
Pro							Pro								
Lap	D	Time	Sector 1	Sector 2	Sector 3	T. Spd	Elapsed	Lap	D	Time	Sector 1	Sector 2	Sector 3	T. Spd	Elapsed
1		8:36:02.214	8:34:30.800	53.558	37.856	128.2	8:36:02.214	56		1:31.688	22.519	40.647	28.522	239.4	11:42:14.490
2		1:48.300	25.391	48.850	34.059	207.6	8:37:50.514	57		1:31.837	22.543	40.708	28.586	240.5	11:43:46.327
3		1:42.146 P	23.863	42.869	35.414	205.3	8:39:32.660	58		1:32.089	22.599	40.761	28.729	238.9	11:45:18.416
4		4:04.443	2:53.376	42.061	29.006	228.8	8:43:37.103	59		1:32.033	22.724	40.830	28.479	237.3	11:46:50.449
5		1:33.198	22.845	41.713	28.640	237.3	8:45:10.301	60		1:32.310	22.570	40.970	28.770	238.9	11:48:22.759
6		1:32.389	22.619	41.124	28.646	238.4	8:46:42.690	61		1:32.285	22.872	40.856	28.557	238.4	11:49:55.044
7		1:32.629	23.062	40.981	28.586	237.3	8:48:15.319	62		2:08.162 P	24.129	58.792	45.241	150.8	11:52:03.206
2							2								
Pro-Am							Pro-Am								
Lap	D	Time	Sector 1	Sector 2	Sector 3	T. Spd	Elapsed	Lap	D	Time	Sector 1	Sector 2	Sector 3	T. Spd	Elapsed
1		8:29:59.498	8:28:31.064	54.842	33.592	127.9	8:29:59.498	1		1:43.278	24.701	46.952	31.625	187.5	8:31:42.776
2		1:38.111	23.816	43.678	30.617	211.7	8:33:20.887	2		1:36.769	23.408	42.681	30.680	226.4	8:34:57.656
3		1:35.667	23.402	42.290	29.975	234.7	8:36:33.323	3		1:34.809	23.154	41.986	29.669	236.8	8:38:08.132
4		1:45.355 P	23.203	41.866	40.286	236.8	8:39:53.487	4		1:45.514	3:03.267	42.463	29.784	221.7	8:44:09.001
5		1:34.439	23.170	41.612	29.657	236.8	8:45:43.440	5		1:35.395	23.165	42.030	30.200	218.1	8:47:18.835
6		1:33.823	23.067	41.441	29.315	237.3	8:48:52.658	6		1:34.355	22.957	41.791	29.607	238.9	8:50:27.013
7		1:33.925	22.910	41.502	29.513	237.3	8:52:00.938	7		1:33.887	23.078	41.543	29.266	237.8	8:53:34.825
8		1:33.840	22.997	41.530	29.313	238.9	8:55:08.665	8		1:33.840	22.997	41.530	29.313	238.9	8:55:08.665
9		1:33.704	22.899	41.596	29.209	237.3	8:56:42.369	9		1:33.704	22.899	41.596	29.209	237.3	8:56:42.369
10		1:46.015 P	23.046	42.656	40.313	238.4	8:58:28.384	10		1:46.015 P	23.046	42.656	40.313	238.4	8:58:28.384
11		9:46.758	8:19.275	52.076	35.407	152.9	9:08:15.142	11		1:40.849	24.251	46.179	30.419	203.7	9:09:55.991
12		1:35.926	23.371	42.616	29.939	230.7	9:11:31.917	12		1:35.926	23.371	42.616	29.939	230.7	9:11:31.917
13		1:35.241	23.152	42.122	29.967	233.2	9:13:07.158	13		1:35.241	23.152	42.122	29.967	233.2	9:13:07.158
14		1:34.391	23.099	41.776	29.516	237.3	9:14:41.549	14		1:34.391	23.099	41.776	29.516	237.3	9:14:41.549
15		1:34.489	23.048	41.677	29.764	238.9	9:16:16.038	15		1:34.489	23.048	41.677	29.764	238.9	9:16:16.038
16		1:34.207	23.114	41.620	29.473	237.3	9:17:50.245	16		1:34.207	23.114	41.620	29.473	237.3	9:17:50.245
17		1:34.276	23.007	41.683	29.586	239.4	9:19:24.521	17		1:34.276	23.007	41.683	29.586	239.4	9:19:24.521
18		1:46.726 P	23.268	44.502	38.956	206.8	9:21:11.247	18		1:46.726 P	23.268	44.502	38.956	206.8	9:21:11.247
19		36:11.501 P			36:50.457		9:57:22.748	19		36:11.501 P			36:50.457		9:57:22.748
20		2:08.283	48.755	47.926	31.602	182.4	9:59:31.031	20		2:08.283	48.755	47.926	31.602	182.4	9:59:31.031
21		1:36.618	23.498	42.833	30.287	232.7	10:01:07.649	21		1:36.618	23.498	42.833	30.287	232.7	10:01:07.649
22		1:34.911	23.234	42.032	29.645	236.8	10:02:42.560	22		1:34.911	23.234	42.032	29.645	236.8	10:02:42.560
23		1:34.163	23.012	41.767	29.384	237.8	10:04:16.723	23		1:34.163	23.012	41.767	29.384	237.8	10:04:16.723
24		1:35.576	23.720	42.214	29.642	194.9	10:05:52.299	24		1:35.576	23.720	42.214	29.642	194.9	10:05:52.299
25		1:34.289	23.217	41.747	29.325	237.8	10:07:26.588	25		1:34.289	23.217	41.747	29.325	237.8	10:07:26.588
26		1:34.610	23.154	42.011	29.445	237.3	10:09:01.198	26		1:34.610	23.154	42.011	29.445	237.3	10:09:01.198
27		1:43.021 P	23.546	41.929	37.546	237.3	10:10:44.219	27		1:43.021 P	23.546	41.929	37.546	237.3	10:10:44.219
28		10:21.027	9:01.511	48.124	31.392	158.1	10:21:05.246	28		10:21.027	9:01.511	48.124	31.392	158.1	10:21:05.246
29		1:43.955	25.999	46.855	31.101	160.2	10:22:49.201	29		1:43.955	25.999	46.855	31.101	160.2	10:22:49.201
30		1:33.514	23.065	41.448	29.001	237.3	10:24:22.715	30		1:33.514	23.065	41.448	29.001	237.3	10:24:22.715
31		1:48.727 P	22.908	41.074	44.745	237.3	10:26:11.442	31		1:48.727 P	22.908	41.074	44.745	237.3	10:26:11.442
32		3:42.720	2:30.240	42.221	30.259	226.8	10:29:54.162	32		3:42.720	2:30.240	42.221	30.259	226.8	10:29:54.162
33		1:33.285	23.051	41.322	28.912	236.8	10:31:27.447	33		1:33.285	23.051	41.322	28.912	236.8	10:31:27.447
34		1:32.858	22.810	41.119	28.929	238.4	10:33:00.305	34		1:32.858	22.810	41.119	28.929	238.4	10:33:00.305
35		1:32.672	22.775	40.960	28.937	238.4	10:34:32.977	35		1:32.672	22.775	40.960	28.937	238.4	10:34:32.977
36		1:32.853	22.975	41.021	28.857	237.3	10:36:05.830	36		1:32.853	22.975	41.021	28.857	237.3	10:36:05.830





Red Bull Ring
Porsche Carrera Cup France
 Private test
Lap Analysis



2 Marc Guillot Porsche 911 GT3 Cup **5** Mathys Jaubert Porsche 911 GT3 Cup

Pro-Am							HERRERO Racing						Pro		TFT Racing	
Lap D	Time	Sector 1	Sector 2	Sector 3	T. Spd	Elapsed	Lap D	Time	Sector 1	Sector 2	Sector 3	T. Spd	Elapsed			
45	1:32.850	22.822	40.939	29.089	238.4	10:37:38.680	23	1:32.141	22.735	40.696	28.710	237.8	10:03:29.776			
46	1:50.049 P	25.523	47.962	36.564	194.5	10:39:28.729	24	1:40.629 P	22.853	41.040	36.736	236.8	10:05:10.405			
47	5:16.256	4:05.067	41.971	29.218	227.3	10:44:44.985	25	12:15.944 P	9:56.439	1:16.057	1:03.448	82.2	10:17:26.349			
48	1:33.077	22.895	40.974	29.208	238.4	10:46:18.062	26	3:25.027	2:11.600	43.163	30.264	181.2	10:20:51.376			
49	1:33.150	22.912	41.081	29.157	237.8	10:47:51.212	27	1:34.600	23.012	41.855	29.733	227.8	10:22:25.976			
50	1:33.027	22.710	41.108	29.209	240.5	10:49:24.239	28	1:32.668	22.824	41.050	28.794	237.8	10:23:58.644			
51	1:32.970	22.758	41.132	29.080	239.4	10:50:57.209	29	1:38.666 P	22.708	40.882	35.076	237.8	10:25:37.310			
52	1:33.403	22.935	41.184	29.284	237.8	10:52:30.612	30	8:24.373	6:53.401	52.494	38.478	147.9	10:34:01.683			
53	1:32.764	22.798	40.959	29.007	238.9	10:54:03.376	31	1:37.210	24.686	42.716	29.808	215.5	10:35:38.893			
54	6:21.715 P	5:02.088	42.340	37.287	239.4	11:00:25.091	32	1:34.826	22.955	42.294	29.577	226.8	10:37:13.719			
55	22:14.015 P			22:51.302		11:22:39.106	33	1:31.752	22.617	40.888	28.247	238.4	10:38:45.471			
56	2:09.339 P	42.571	49.158	37.610	201.8	11:24:48.445	34	1:31.694	22.537	40.714	28.443	238.9	10:40:17.165			
57	3:22.555	2:10.120	42.617	29.818	221.3	11:28:11.000	35	1:43.671 P	22.595	44.653	36.423	237.8	10:42:00.836			
58	1:33.450	22.830	41.227	29.393	236.8	11:29:44.450	36	11:21.301	9:57.852	50.542	32.907	151.8	10:53:22.137			
59	1:42.601 P	22.982	42.766	36.853	237.8	11:31:27.051	37	11:23.924 P	9:55.871	48.580	39.473	182.4	11:04:46.061			
60	3:48.323	2:32.512	41.563	34.248	230.2	11:35:15.374	38	14:31.552	13:06.676	51.877	32.999	156.9	11:19:17.613			
61	1:33.540	22.819	41.149	29.572	237.3	11:36:48.914	39	1:36.177	24.955	42.247	28.975	211.3	11:20:53.790			
62	1:32.946	22.779	40.953	29.214	238.9	11:38:21.860	40	1:32.445	22.780	40.998	28.667	236.8	11:22:26.235			
63	1:33.030	22.753	41.048	29.229	237.8	11:39:54.890	41	1:34.206	22.856	40.937	30.413	236.3	11:24:00.441			
64	1:32.948	22.693	41.222	29.033	238.9	11:41:27.838	42	1:32.373	22.810	40.956	28.607	236.3	11:25:32.814			
65	1:33.285	22.799	41.270	29.216	239.4	11:43:01.123	43	1:31.818	22.663	40.651	28.504	236.3	11:27:04.632			
66	1:44.341 P	22.658	42.474	39.209	240.0	11:44:45.464	44	1:31.932	22.706	40.751	28.475	236.3	11:28:36.564			
67	3:40.080	2:27.975	42.686	29.419	227.8	11:48:25.544	45	1:31.811	22.573	40.775	28.463	237.3	11:30:08.375			
68	1:33.114	22.745	41.351	29.018	239.4	11:49:58.658	46	1:31.636	22.693	40.578	28.365	237.8	11:31:40.011			
69	1:33.528	22.708	41.632	29.188	240.0	11:51:32.186	47	1:31.892	22.726	40.672	28.494	237.8	11:33:11.903			
70	1:34.647	22.780	42.259	29.608	237.8	11:53:06.833	48	1:32.215	22.562	40.795	28.858	237.3	11:34:44.118			
71	1:33.521	22.735	41.144	29.642	239.4	11:54:40.354	49	1:31.962	22.676	40.816	28.470	236.8	11:36:16.080			
72	1:33.199	22.816	41.075	29.308	238.9	11:56:13.553	50	1:32.200	22.810	40.812	28.578	235.8	11:37:48.280			
73	1:56.453 P	26.867	48.428	41.158	164.8	11:58:10.006	51	1:32.103	22.699	40.755	28.649	236.8	11:39:20.383			

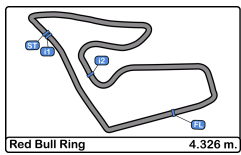
5 Mathys Jaubert Porsche 911 GT3 Cup

Pro							TFT Racing						
Lap D	Time	Sector 1	Sector 2	Sector 3	T. Spd	Elapsed	Lap D	Time	Sector 1	Sector 2	Sector 3	T. Spd	Elapsed
1	8:36:02.732	8:34:31.776	53.861	37.095	133.8	8:36:02.732	52	1:32.428	22.696	41.048	28.684	237.3	11:40:52.811
2	1:48.589	27.142	47.023	34.424	143.6	8:37:51.321	53	1:32.164	22.659	40.847	28.658	237.8	11:42:24.975
3	1:43.206 P	23.798	43.305	36.103	201.1	8:39:34.527	54	1:32.306	22.632	41.033	28.641	238.9	11:43:57.281
4	4:09.845	2:56.194	42.767	30.884	218.1	8:43:44.372	55	1:32.189	22.624	40.957	28.608	237.8	11:45:29.470
5	1:35.383	23.480	42.300	29.603	236.3	8:45:19.755	56	1:32.185	22.635	40.955	28.595	238.9	11:47:01.655
6	1:34.124	23.173	41.629	29.322	237.3	8:46:53.879	57	1:32.076	22.614	40.809	28.653	237.8	11:48:33.731
7	1:33.898	22.974	41.379	29.545	237.8	8:48:27.777	58	1:32.319	22.637	41.127	28.555	240.5	11:50:06.050
8	1:33.609	23.051	41.397	29.161	237.3	8:50:01.386	59	1:43.737 P	22.677	41.247	39.813	238.4	11:51:49.787

7 Jérôme Boullery Porsche 911 GT3 Cup

Pro-Am							Racing Technology						
Lap D	Time	Sector 1	Sector 2	Sector 3	T. Spd	Elapsed	Lap D	Time	Sector 1	Sector 2	Sector 3	T. Spd	Elapsed
1	8:35:11.064 P	8:33:29.831	55.511	45.722	139.3	8:35:11.064	1	8:35:11.064 P	8:33:29.831	55.511	45.722	139.3	8:35:11.064
2	3:54.781	2:28.137	54.159	32.485	104.1	8:39:05.845	2	3:54.781	2:28.137	54.159	32.485	104.1	8:39:05.845
3	1:39.719	24.387	44.806	30.526	202.6	8:40:45.564	3	1:39.719	24.387	44.806	30.526	202.6	8:40:45.564
4	1:38.638	23.676	44.854	30.108	221.7	8:42:24.202	4	1:38.638	23.676	44.854	30.108	221.7	8:42:24.202
5	1:36.118	23.423	42.658	30.037	227.3	8:44:00.320	5	1:36.118	23.423	42.658	30.037	227.3	8:44:00.320
6	1:35.413	23.223	42.405	29.785	234.2	8:45:35.733	6	1:35.413	23.223	42.405	29.785	234.2	8:45:35.733
7	1:34.810	23.135	42.026	29.649	237.8	8:47:10.543	7	1:34.810	23.135	42.026	29.649	237.8	8:47:10.543
8	1:35.092	23.174	42.050	29.868	237.8	8:48:45.635	8	1:35.092	23.174	42.050	29.868	237.8	8:48:45.635
9	1:46.418 P	23.321	42.034	41.063	236.8	8:50:32.053	9	1:46.418 P	23.321	42.034	41.063	236.8	8:50:32.053
10	4:44.928	3:32.816	42.640	29.472	217.7	8:55:16.981	10	4:44.928	3:32.816	42.640	29.472	217.7	8:55:16.981
11	1:34.412	22.998	42.027	29.387	236.3	8:56:51.393	11	1:34.412	22.998	42.027	29.387	236.3	8:56:51.393
12	1:34.817	23.166	42.165	29.486	237.8	8:58:26.210	12	1:34.817	23.166	42.165	29.486	237.8	8:58:26.210
13	1:36.931	23.034	41.858	32.039	238.4	9:00:03.141	13	1:36.931	23.034	41.858	32.039	238.4	9:00:03.141
14	1:35.998	24.698	41.875	29.425	238.9	9:01:39.139	14	1:35.998	24.698	41.875	29.425	238.9	9:01:39.139





Red Bull Ring
Porsche Carrera Cup France
 Private test
Lap Analysis



7

Jérôme Boullery

Porsche 911 GT3 Cup **12**

Ludovic Loeuil

Porsche 911 GT3 Cup

Pro-Am

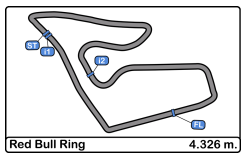
Racing Technology

Am

Porsche Lorient Racing

Lap	D	Time	Sector 1	Sector 2	Sector 3	T. Spd	Elapsed	Lap	D	Time	Sector 1	Sector 2	Sector 3	T. Spd	Elapsed
15		1:34.319	22.921	42.001	29.397	240.0	9:03:13.458	1		8:43:15.655	8:41:47.689	53.650	34.316	147.5	8:43:15.655
16		1:33.979	22.855	41.620	29.504	240.5	9:04:47.437	2		1:42.732	25.866	45.639	31.227	196.0	8:44:58.387
17		1:34.821	23.014	42.418	29.389	237.8	9:06:22.258	3		1:37.243	23.821	43.199	30.223	220.4	8:46:35.630
18		1:41.176 P	23.210	41.807	36.159	239.4	9:08:03.434	4		1:37.347	23.877	43.129	30.341	198.1	8:48:12.977
19		7:49.693	6:37.741	42.559	29.393	218.1	9:15:53.127	5		1:36.803	23.345	43.004	30.454	231.2	8:49:49.780
20		1:34.853	23.095	42.188	29.570	233.2	9:17:27.980	6		1:35.895	23.441	42.168	30.286	227.3	8:51:25.675
21		1:34.306	23.057	41.772	29.477	239.4	9:19:02.286	7		1:35.066	23.144	42.078	29.844	233.2	8:53:00.741
22		1:46.457 P	22.810	42.536	41.111	240.5	9:20:48.743	8		1:34.794	23.102	41.939	29.753	235.8	8:54:35.535
23		21:26.707	20:03.745	51.197	31.765	165.8	9:42:15.450	9		1:35.221	23.021	42.340	29.860	237.3	8:56:10.756
24		1:40.399	24.936	45.424	30.039	190.8	9:43:55.849	10		1:34.539	23.193	41.738	29.608	236.8	8:57:45.295
25		1:34.694	23.214	42.173	29.307	235.8	9:45:30.543	11		1:59.875 P	23.093	52.507	44.275	236.8	8:59:45.170
26		1:33.610	22.760	41.943	28.907	236.8	9:47:04.153	12		5:12.478	4:00.071	42.647	29.760	223.6	9:04:57.648
27		1:33.273	22.740	41.642	28.891	239.4	9:48:37.426	13		1:34.945	23.080	42.001	29.864	234.7	9:06:32.593
28		1:32.838	22.696	41.283	28.859	239.4	9:50:10.264	14		1:34.132	22.884	41.866	29.382	238.4	9:08:06.725
29		1:42.610 P	23.334	41.419	37.857	237.3	9:51:52.874	15		1:34.223	22.956	41.913	29.354	236.8	9:09:40.948
30		6:37.835	5:26.864	41.770	29.201	231.7	9:58:30.709	16		1:33.772	22.855	41.694	29.223	237.3	9:11:14.720
31		1:33.053	22.703	41.484	28.866	238.4	10:00:03.762	17		1:33.365	22.789	41.476	29.100	238.4	9:12:48.085
32		1:32.786	22.816	41.253	28.717	238.9	10:01:36.548	18		1:34.194	22.836	41.380	29.978	238.9	9:14:22.279
33		1:33.325	22.719	41.342	29.264	238.4	10:03:09.873	19		1:33.398	22.852	41.376	29.170	238.9	9:15:55.677
34		1:33.172	22.972	41.366	28.834	236.8	10:04:43.045	20		1:33.333	22.770	41.326	29.237	238.9	9:17:29.010
35		1:33.123	22.785	41.469	28.869	238.4	10:06:16.168	21		1:34.097	22.822	41.835	29.440	239.4	9:19:03.107
36		1:41.777 P	22.726	41.421	37.630	239.4	10:07:57.945	22		1:34.552	22.661	42.122	29.769	240.0	9:20:37.659
37		7:31.990 P	6:03.118	43.995	44.877	227.8	10:15:29.935	23		1:34.536	22.830	42.313	29.393	240.0	9:22:12.195
38		5:25.311	4:13.945	42.296	29.070	216.8	10:20:55.246	24		1:33.416	22.707	41.585	29.124	240.0	9:23:45.611
39		1:58.780	22.770	41.467	54.543	236.3	10:22:54.026	25		2:29.967 P	56.706	47.810	45.451		9:26:15.578
40		1:44.309 P	24.097	41.855	38.357	226.8	10:24:38.335	26		10:44.162 P			11:29.613		9:36:59.740
41		9:10.449	7:53.383	46.702	30.364	156.9	10:33:48.784	27		5:54.157	4:32.908	48.989	32.260	164.1	9:42:53.897
42		1:34.052	23.148	41.621	29.283	236.8	10:35:22.836	28		1:37.280	23.801	43.481	29.998	221.3	9:44:31.177
43		1:33.543	22.732	41.689	29.122	237.8	10:36:56.379	29		1:34.727	23.048	41.968	29.711	236.3	9:46:05.904
44		1:33.476	22.728	41.424	29.324	238.9	10:38:29.855	30		1:34.160	22.966	41.931	29.263	236.8	9:47:40.064
45		1:33.150	22.829	41.269	29.052	238.4	10:40:03.005	31		1:34.600	23.043	42.132	29.425	236.3	9:49:14.664
46		1:32.775	22.622	41.130	29.023	239.4	10:41:35.780	32		1:33.991	22.858	41.827	29.306	237.8	9:50:48.655
47		1:42.122 P	22.631	41.492	37.999	240.5	10:43:17.902	33		1:33.959	22.974	41.652	29.333	237.3	9:52:22.614
48		5:53.016	4:42.248	41.480	29.288	229.7	10:49:10.918	34		1:33.728	22.896	41.614	29.218	237.8	9:53:56.342
49		1:34.922	22.640	43.185	29.097	240.0	10:50:45.840	35		1:33.965	23.082	41.575	29.308	237.8	9:55:30.307
50		1:32.709	22.754	41.207	28.748	240.0	10:52:18.549	36		1:33.459	22.837	41.409	29.213	238.4	9:57:03.766
51		1:33.366	22.725	41.555	29.086	229.7	10:53:51.915	37		1:33.558	22.952	41.541	29.065	237.8	9:58:37.324
52		3:16.635 P	1:55.954	41.494	39.187	239.4	10:57:08.550	38		1:33.107	22.762	41.323	29.022	237.8	10:00:10.431
53		26:57.989	25:31.054	54.289	32.646	144.5	11:24:06.539	39		1:33.569	22.754	41.872	28.943	238.9	10:01:44.000
54		1:41.942	26.396	43.884	31.662	206.8	11:25:48.481	40		1:33.388	22.742	41.504	29.142	237.8	10:03:17.388
55		1:33.403	23.126	41.565	28.712	230.7	11:27:21.884	41		1:33.291	22.753	41.321	29.217	238.9	10:04:50.679
56		1:32.354	22.655	41.121	28.578	237.3	11:28:54.238	42		1:32.957	22.866	41.109	28.982	238.4	10:06:23.636
57		1:32.328	22.483	41.172	28.673	239.4	11:30:26.566	43		1:47.107 P	23.476	43.814	39.817	213.8	10:08:10.743
58		1:32.030	22.552	41.129	28.349	239.4	11:31:58.596	44		6:45.764 P	5:23.535	43.276	38.953	219.5	10:14:56.507
59		1:32.166	22.561	41.026	28.579	239.4	11:33:30.762	45		6:11.049	5:00.030	41.922	29.097	227.8	10:21:07.556
60		1:41.571 P	22.603	40.803	38.165	239.4	11:35:12.333	46		1:33.036	22.658	41.286	29.092	239.4	10:22:40.592
61		4:35.665	3:25.670	41.581	28.414	221.7	11:39:47.998	47		1:32.492	22.644	40.972	28.876	239.4	10:24:13.084
62		1:32.696	22.678	40.794	29.224	237.3	11:41:20.694	48		1:32.579	22.522	40.929	29.128	240.0	10:25:45.663
63		1:32.050	22.727	40.776	28.547	238.4	11:42:52.744	49		1:32.325	22.544	40.908	28.873	240.0	10:27:17.988
64		1:33.576	22.782	42.127	28.667	238.9	11:44:26.320	50		1:42.532 P	22.626	43.432	36.474	239.4	10:29:00.520
65		1:32.427	22.687	41.080	28.660	239.4	11:45:58.747	51		9:08.365 P			9:44.839		10:38:08.885
66		1:32.184	22.553	41.229	28.402	239.4	11:47:30.931	52		6:14.505	5:00.747	42.044	31.714	224.5	10:44:23.390
67		1:32.472	22.836	41.201	28.435	238.9	11:49:03.403	53		1:35.231	22.751	41.160	31.320	237.8	10:45:58.621
68		1:32.396	22.639	41.054	28.703	238.9	11:50:35.799	54		1:33.087	23.319	41.046	28.722	236.3	10:47:31.708
69		1:45.196 P	23.004	41.111	41.081	237.3	11:52:20.995	55		1:44.674	22.661	45.416	36.597	238.4	10:49:16.382





Red Bull Ring
Porsche Carrera Cup France
 Private test
Lap Analysis



12 Ludovic Loeul Porsche 911 GT3 Cup **21** Fernando Monje Porsche 911 GT3 Cup

Am							Pro									
Porsche Lorient Racing							Martinet by Alm�eras									
Lap	D	Time	Sector 1	Sector 2	Sector 3	T. Spd	Elapsed	Lap	D	Time	Sector 1	Sector 2	Sector 3	T. Spd	Elapsed	
56		1:38.614	P	22.593	41.036	34.985	240.5	10:50:54.996	31	4:25.813	3:08.571	44.799	32.443	202.6	10:20:33.160	
57		15:01.194		13:51.104	41.168	28.922	235.2	11:05:56.190	32	1:43.718	25.438	48.754	29.526	147.9	10:22:16.878	
58		1:33.343		22.917	41.352	29.074	236.3	11:07:29.533	33	1:35.657	22.946	42.560	30.151	235.8	10:23:52.535	
59		1:32.880		22.867	41.346	28.667	237.3	11:09:02.413	34	1:37.407	23.085	43.277	31.045	237.3	10:25:29.942	
60		1:32.672		22.807	41.101	28.764	236.8	11:10:35.085	35	1:34.303	22.860	41.801	29.642	238.9	10:27:04.245	
61		1:32.909		22.807	41.311	28.791	237.3	11:12:07.994	36	1:34.154	22.817	42.045	29.292	236.8	10:28:38.399	
62		1:37.143		24.503	42.273	30.367	223.6	11:13:45.137	37	1:44.118	P	22.657	43.215	38.246	239.4	10:30:22.517
63		1:35.408		23.060	41.631	30.717	236.3	11:15:20.545	38	4:32.127	3:11.180	48.878	32.069	198.8	10:34:54.644	
64		1:48.518	P	23.088	45.786	39.644	202.6	11:17:09.063	39	1:38.610	23.572	44.813	30.225	225.0	10:36:33.254	
65		4:07.323		2:55.865	42.071	29.387	219.0	11:21:16.386	40	1:33.077	22.812	41.651	28.614	237.8	10:38:06.331	
66		1:33.241		22.857	41.329	29.055	237.8	11:22:49.627	41	1:33.553	22.824	41.369	29.360	238.4	10:39:39.884	
67		1:33.058		22.862	41.329	28.867	237.3	11:24:22.685	42	1:33.063	22.734	41.415	28.914	239.4	10:41:12.947	
68		1:33.516		22.915	41.549	29.052	236.8	11:25:56.201	43	1:36.959	24.444	43.360	29.155	179.4	10:42:49.906	
69		1:51.935		22.886	59.845	29.204	237.3	11:27:48.136	44	1:32.815	22.631	41.179	29.005	239.4	10:44:22.721	
70		1:45.106	P	23.007	41.626	40.473	235.8	11:29:33.242	45	1:32.938	22.610	41.366	28.962	239.4	10:45:55.659	
71		10:53.202	P			11:33.675		11:40:26.444	46	1:41.606	P	22.641	42.550	36.415	220.4	10:47:37.265
72		1:54.378		42.442	42.357	29.579	227.3	11:42:20.822	47	5:47.600	4:32.991	42.930	31.679	228.3	10:53:24.865	
73		1:33.414		22.923	41.588	28.903	237.3	11:43:54.236	48	6:32.586	P	5:04.941	45.316	42.329	235.2	10:59:57.451
74		1:33.633		22.906	41.480	29.247	236.8	11:45:27.869	49	16:40.788	P			17:23.117		11:16:38.239
75		1:33.396		22.970	41.397	29.029	238.9	11:47:01.265	50	4:21.133	3:05.500	45.484	30.149	191.8	11:20:59.372	
76		1:50.108	P	23.506	44.645	41.957	195.2	11:48:51.373	51	1:35.546	23.718	42.530	29.298	224.0	11:22:34.918	

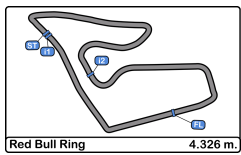
21 Fernando Monje Porsche 911 GT3 Cup

Pro							Martinet by Alm�eras									
Lap	D	Time	Sector 1	Sector 2	Sector 3	T. Spd	Elapsed	Lap	D	Time	Sector 1	Sector 2	Sector 3	T. Spd	Elapsed	
1		8:34:13.914		8:32:42.337	55.841	35.736	128.1	8:34:13.914	52	1:33.343	22.975	41.309	29.059	237.3	11:24:08.261	
2		1:43.213		24.691	46.283	32.239	192.5	8:35:57.127	53	1:32.952	22.865	41.381	28.706	235.8	11:25:41.213	
3		1:39.338		23.547	44.925	30.866	233.7	8:37:36.465	54	1:36.093	22.957	42.689	30.447	237.8	11:27:17.306	
4		1:35.805		23.296	42.659	29.850	229.7	8:39:12.270	55	1:35.496	22.828	41.612	31.056	237.3	11:28:52.802	
5		1:34.488		22.948	42.010	29.530	234.2	8:40:46.758	56	1:35.932	22.862	42.033	31.037	237.3	11:30:28.734	
6		1:35.172		22.953	42.726	29.493	228.3	8:42:21.930	57	1:33.061	22.838	41.444	28.779	236.8	11:32:01.795	
7		1:34.111		22.923	41.716	29.472	236.8	8:43:56.041	58	1:50.473	P	22.763	47.597	40.113	238.9	11:33:52.268
8		1:36.521		23.102	43.263	30.156	223.6	8:45:32.562	59	5:10.543	3:54.657	45.947	29.939	169.5	11:39:02.811	
9		1:33.729		22.769	41.630	29.330	236.8	8:47:06.291	60	1:33.310	23.019	41.344	28.947	236.3	11:40:36.121	
10		1:36.211		22.920	42.562	30.729	238.4	8:48:42.502	61	1:33.375	22.856	41.503	29.016	237.8	11:42:09.496	
11		1:33.738		22.836	41.533	29.369	237.3	8:50:16.240	62	1:33.146	23.001	41.409	28.736	237.8	11:43:42.642	
12		1:45.828	P	23.249	43.493	39.086	203.0	8:52:02.068	63	1:33.015	22.901	41.330	28.784	237.8	11:45:15.657	
13		7:44.840		6:24.772	46.414	33.654	195.6	8:59:46.908	64	1:33.344	23.109	41.342	28.893	237.3	11:46:49.001	
14		1:39.043		24.371	43.593	31.079	217.3	9:01:25.951	65	1:33.070	22.930	41.475	28.665	238.4	11:48:22.071	
15		1:37.938		22.979	45.784	29.175	217.3	9:03:03.889	66	1:35.704	24.400	42.217	29.087	206.5	11:49:57.775	
16		1:33.458		22.839	41.553	29.066	234.7	9:04:37.347	67	1:34.112	22.856	42.006	29.250	240.0	11:51:31.887	
17		1:33.298		22.681	41.606	29.011	238.9	9:06:10.645	68	1:39.749	22.842	42.817	34.090	235.8	11:53:11.636	

22 Alessandro Ghiretti Porsche 911 GT3 Cup

Pro							Martinet by Alm�eras									
Lap	D	Time	Sector 1	Sector 2	Sector 3	T. Spd	Elapsed	Lap	D	Time	Sector 1	Sector 2	Sector 3	T. Spd	Elapsed	
18		1:35.239		22.673	42.868	29.698	239.4	9:07:45.884	1	8:29:40.313	8:28:12.793	53.104	34.416	138.4	8:29:40.313	
19		1:33.456		22.759	41.742	28.955	236.3	9:09:19.340	2	1:42.262	25.495	45.736	31.031	175.8	8:31:22.575	
20		1:42.763	P	22.998	42.806	36.959	210.1	9:11:02.103	3	1:38.235	24.340	43.926	29.969	203.3	8:33:00.810	
21		5:24.824		4:12.039	43.181	29.604	225.4	9:16:26.927	4	1:44.746	25.553	47.886	31.307	140.8	8:34:45.556	
22		1:33.457		22.899	41.518	29.040	237.3	9:18:00.384	5	1:34.785	23.397	42.200	29.188	233.2	8:36:20.341	
23		1:33.301		22.790	41.676	28.835	240.0	9:19:33.685	6	2:08.465	P	27.318	55.132	46.015	135.3	8:38:28.806
24		1:33.919		22.772	41.592	29.555	239.4	9:21:07.604	7	8:30.809	7:18.872	42.691	29.246	224.0	8:46:59.615	
25		1:32.948		22.626	41.401	28.921	240.5	9:22:40.552	8	1:32.998	23.045	41.203	28.750	237.3	8:48:32.613	
26		1:32.841		22.669	41.363	28.809	236.3	9:24:13.393	9	1:32.578	22.787	40.958	28.833	238.9	8:50:05.191	
27		1:34.641		23.217	41.532	29.892		9:25:48.034	10	1:32.327	22.712	40.807	28.808	238.9	8:51:37.518	
28		1:40.580	P	22.661	41.710	36.209	239.4	9:27:28.614	11	1:36.343	P	22.697	40.851	32.795	240.0	8:53:13.861
29		45:04.553	P			45:40.762		10:12:33.167	12	8:55.922	7:45.424	41.710	28.788	228.8	9:02:09.783	





Red Bull Ring
Porsche Carrera Cup France
 Private test
Lap Analysis



22

Alessandro Ghiretti

Porsche 911 GT3 Cup **24**

Alexandre Leroy

Porsche 911 GT3 Cup

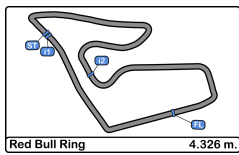
Pro

Martinet by Alméras Am

TFT Racing

Lap	D	Time	Sector 1	Sector 2	Sector 3	T. Spd	Elapsed	Lap	D	Time	Sector 1	Sector 2	Sector 3	T. Spd	Elapsed
13		1:32.334	22.727	40.904	28.703	239.4	9:03:42.117	1		8:36:03.865	8:34:32.678	54.758	36.429	126.7	8:36:03.865
14		1:33.210	22.682	41.549	28.979	227.3	9:05:15.327	2		1:49.040	26.875	48.125	34.040	165.1	8:37:52.905
15		1:32.587	22.590	40.792	29.205	240.5	9:06:47.914	3		1:43.655	25.081	45.941	32.633	202.6	8:39:36.560
16		1:32.505	22.895	40.870	28.740	240.5	9:08:20.419	4		1:39.724	24.465	43.767	31.492	223.6	8:41:16.284
17		1:32.215	22.703	40.850	28.662	240.5	9:09:52.634	5		1:40.327	23.961	43.973	32.393	213.4	8:42:56.611
18		1:36.533 P	22.655	40.669	33.209	240.0	9:11:29.167	6		1:40.218	24.384	43.946	31.888	206.5	8:44:36.829
19		8:01.408	6:39.337	50.648	31.423	192.5	9:19:30.575	7		1:38.525	23.852	43.048	31.625	227.8	8:46:15.354
20		1:35.260	23.136	41.563	30.561	235.2	9:21:05.835	8		1:37.318	23.531	42.654	31.133	231.2	8:47:52.672
21		1:31.692	22.699	40.663	28.330	238.9	9:22:37.527	9		1:36.207	23.499	42.146	30.562	233.2	8:49:28.879
22		1:31.411	22.513	40.534	28.364	239.4	9:24:08.938	10		1:35.910	23.218	42.434	30.258	231.7	8:51:04.789
23		1:31.357	22.933	40.025	28.399		9:25:40.295	11		1:35.833	23.353	42.013	30.467	233.2	8:52:40.622
24		1:38.435 P	22.518	40.542	35.375	239.4	9:27:18.730	12		1:36.563	23.631	42.412	30.520	235.8	8:54:17.185
25		31:51.253 P			32:26.628		9:59:09.983	13		1:47.941 P	24.411	42.203	41.327	226.8	8:56:05.126
26		1:52.398	39.546	43.124	29.728	217.3	10:01:02.381	14		7:02.802	5:49.929	42.680	30.193	215.1	9:03:07.928
27		1:32.843	22.799	41.255	28.789	236.3	10:02:35.224	15		1:36.032	23.386	42.260	30.386	235.2	9:04:43.960
28		1:31.995	22.620	40.692	28.683	238.9	10:04:07.219	16		1:35.465	23.510	42.078	29.877	236.3	9:06:19.425
29		1:31.946	22.677	40.816	28.453	237.8	10:05:39.165	17		1:36.111	23.280	42.703	30.128	236.8	9:07:55.536
30		1:31.754	22.585	40.692	28.477	238.4	10:07:10.919	18		1:35.760	23.476	42.231	30.053	236.3	9:09:31.296
31		1:31.331	22.575	40.543	28.213	238.9	10:08:42.250	19		1:35.232	23.305	41.848	30.079	236.3	9:11:06.528
32		1:37.065 P	23.031	41.075	32.959	237.8	10:10:19.315	20		1:35.470	23.441	42.116	29.913	235.8	9:12:41.998
33		5:06.952 P	3:42.045	41.989	42.918	225.0	10:15:26.267	21		1:45.697 P	23.435	45.127	37.135	236.8	9:14:27.695
34		4:52.216	3:41.791	41.696	28.729	232.7	10:20:18.483	22		31:24.748	30:10.618	43.956	30.174	214.7	9:45:52.443
35		1:31.924	22.739	40.724	28.461	237.3	10:21:50.407	23		1:35.707	23.518	42.397	29.792	235.2	9:47:28.150
36		1:32.008	22.693	40.782	28.533	238.9	10:23:22.415	24		1:35.021	23.310	41.871	29.840	235.8	9:49:03.171
37		1:39.343 P	23.973	41.066	34.304	235.8	10:25:01.758	25		1:34.819	23.213	41.815	29.791	237.8	9:50:37.990
38		4:33.064	3:07.565	52.460	33.039	137.0	10:29:34.822	26		1:36.891	23.525	42.800	30.566	235.8	9:52:14.881
39		1:34.373	23.405	41.859	29.109	234.7	10:31:09.195	27		1:35.101	23.060	42.163	29.878	236.8	9:53:49.982
40		1:35.164	22.545	43.026	29.593	238.9	10:32:44.359	28		1:34.794	23.179	42.001	29.614	236.3	9:55:24.776
41		1:31.425	22.574	40.460	28.391	238.9	10:34:15.784	29		1:35.100	23.208	41.817	30.075	236.8	9:56:59.876
42		1:31.131	22.487	40.388	28.256	238.9	10:35:46.915	30		1:45.560 P	23.223	41.880	40.457	238.4	9:58:45.436
43		1:31.360	22.427	40.562	28.371	239.4	10:37:18.275	31		9:51.582	8:18.919	55.480	37.183	164.8	10:08:37.018
44		1:48.301 P	23.498	45.816	38.987	203.3	10:39:06.576	32		1:53.967	29.380	47.701	36.886	192.1	10:10:30.985
45		33:33.529 P			34:12.516		11:12:40.105	33		1:35.874	23.986	42.192	29.696	233.7	10:12:06.859
46		1:54.485	41.876	43.292	29.317	198.5	11:14:34.590	34		1:49.434	23.147	54.061	32.226	233.2	10:13:56.293
47		1:32.598	22.915	41.029	28.654	236.8	11:16:07.188	35		2:09.681 P	23.196	55.253	51.232	232.7	10:16:05.974
48		1:31.609	22.698	40.563	28.348	237.3	11:17:38.797	36		5:43.586	4:29.361	44.305	29.920	200.0	10:21:49.560
49		1:32.553	22.587	41.141	28.825	238.4	11:19:11.350	37		1:37.118	25.152	42.055	29.911	227.8	10:23:26.678
50		1:31.343	22.573	40.465	28.305	238.4	11:20:42.693	38		1:34.734	23.430	41.660	29.644	234.7	10:25:01.412
51		1:40.591 P	22.524	41.012	37.055	240.0	11:22:23.284	39		1:34.705	23.110	41.640	29.955	236.8	10:26:36.117
52		4:37.524	3:27.874	41.056	28.594	234.7	11:27:00.808	40		1:35.898	24.143	42.083	29.672	201.1	10:28:12.015
53		1:31.554	22.644	40.504	28.406	237.3	11:28:32.362	41		1:33.772	23.047	41.298	29.427	235.2	10:29:45.787
54		1:31.671	22.552	40.659	28.460	238.4	11:30:04.033	42		1:34.552	23.173	41.694	29.685	235.8	10:31:20.339
55		1:37.677 P	22.561	40.879	34.237	238.9	11:31:41.710	43		1:34.056	23.070	41.475	29.511	238.4	10:32:54.395
56		3:20.668	2:10.550	41.291	28.827	234.7	11:35:02.378	44		1:34.668	22.885	41.598	30.185	234.2	10:34:29.063
57		1:31.550	22.678	40.550	28.322	237.8	11:36:33.928	45		1:43.968 P	23.301	41.919	38.748	235.8	10:36:13.031
58		1:36.305 P	22.552	40.658	33.095	238.9	11:38:10.233	46		28:52.712	27:42.054	41.188	29.470	236.8	11:05:05.743
59		3:26.246	2:11.008	45.345	29.893	173.3	11:41:36.479	47		1:45.482 P	23.245	41.412	40.825	235.8	11:06:51.225
60		1:34.369	23.468	42.079	28.822	233.7	11:43:10.848	48		15:16.372	13:51.969	51.586	32.817	164.6	11:22:07.597
61		1:31.226	22.475	40.489	28.262	238.9	11:44:42.074	49		1:53.598	30.112	52.033	31.453	186.5	11:24:01.195
62		1:30.866	22.448	40.291	28.127	238.4	11:46:12.940	50		1:35.710	23.535	42.323	29.852	234.7	11:25:36.905
63		1:30.876	22.526	40.232	28.118	238.4	11:47:43.816	51		1:34.502	23.411	41.429	29.662	234.7	11:27:11.407
64		2:02.298	22.530	1:00.873	38.895	222.6	11:49:46.114	52		1:33.815	23.061	41.345	29.409	236.8	11:28:45.222
65		1:52.541	29.017	54.110	29.414	171.7	11:51:38.655	53		2:53.833 P	22.918	1:45.478	45.437	237.3	11:31:39.055
66		1:37.477 P	22.595	40.327	34.555	238.4	11:53:16.132	54		6:34.348	5:21.609	42.791	29.948	219.0	11:38:13.403
								55		1:37.019	23.210	44.249	29.560	223.6	11:39:50.422





Red Bull Ring
Porsche Carrera Cup France
 Private test
Lap Analysis



24

Alexandre Leroy

Porsche 911 GT3 Cup

27

Marlon Hernandez

Porsche 911 GT3 Cup

Am

TFT Racing

Pro

ABM

Lap D	Time	Sector 1	Sector 2	Sector 3	T. Spd	Elapsed	Lap D	Time	Sector 1	Sector 2	Sector 3	T. Spd	Elapsed
56	1:34.563	23.055	41.959	29.549	236.8	11:41:24.985	49	1:32.211	22.720	40.853	28.638	237.8	10:46:10.597
57	1:34.618	23.307	41.537	29.774	236.8	11:42:59.603	50	1:32.133	22.604	40.950	28.579	238.4	10:47:42.730
58	1:44.700 P	23.294	42.020	39.386	235.2	11:44:44.303	51	1:32.021	22.604	40.638	28.779	239.4	10:49:14.751

27

Marlon Hernandez

Porsche 911 GT3 Cup

Pro

ABM

Lap D	Time	Sector 1	Sector 2	Sector 3	T. Spd	Elapsed	Lap D	Time	Sector 1	Sector 2	Sector 3	T. Spd	Elapsed
1	8:34:59.436	8:33:28.664	53.764	37.008	155.6	8:34:59.436	52	1:31.983	22.685	40.655	28.643	239.4	10:50:46.734
2	1:49.924	28.869	47.625	33.430	205.7	8:36:49.360	53	1:37.462 P	22.724	41.023	33.715	240.5	10:52:24.196
3	1:45.453	27.500	46.202	31.751	193.2	8:38:34.813	54	13:58.892 P	12:42.966	41.847	34.079	238.4	11:06:23.088
4	1:35.520	23.374	42.608	29.538	229.2	8:40:10.333	55	14:30.276 P			15:04.355		11:20:53.364
5	1:34.626	23.153	42.120	29.353	234.7	8:41:44.959	56	2:30.514	1:18.911	42.226	29.377	213.0	11:23:23.878
6	1:34.167	23.210	41.738	29.219	236.8	8:43:19.126	57	1:33.543	23.032	41.430	29.081	236.8	11:24:57.421
7	1:33.983	23.026	41.826	29.131	227.3	8:44:53.109	58	1:32.643	22.879	40.932	28.832	237.8	11:26:30.064
8	1:33.617	22.961	41.553	29.103	238.9	8:46:26.726	59	1:32.848	22.941	40.981	28.926	236.8	11:28:02.912
9	1:40.178 P	22.927	41.835	35.416	237.3	8:48:06.904	60	1:33.067	23.147	41.049	28.871	237.3	11:29:35.979
10	4:37.118	3:25.901	42.019	29.198	231.2	8:52:44.022	61	1:33.046	23.010	41.153	28.883	237.8	11:31:09.025
11	1:33.748	22.952	41.612	29.184	237.8	8:54:17.770	62	1:32.167	22.726	40.756	28.685	239.4	11:32:41.192
12	1:33.923	23.109	41.752	29.062	238.4	8:55:51.693	63	1:32.203	22.653	40.856	28.694	238.9	11:34:13.395
13	1:33.587	22.874	41.643	29.070	237.8	8:57:25.280	64	1:35.367	22.771	41.028	31.568	237.8	11:35:48.762
14	1:33.558	22.915	41.455	29.188	238.4	8:58:58.838	65	1:33.294	22.804	41.557	28.933	238.9	11:37:22.056
15	1:39.344 P	22.886	41.725	34.733	238.4	9:00:38.182	66	1:39.110 P	22.788	41.098	35.224	238.9	11:39:01.166

29

Louis Rousset

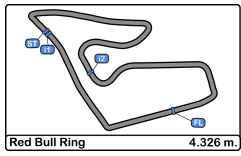
Porsche 911 GT3 Cup

Pro

Forestier Racing CLRT

Lap D	Time	Sector 1	Sector 2	Sector 3	T. Spd	Elapsed	Lap D	Time	Sector 1	Sector 2	Sector 3	T. Spd	Elapsed
1	8:30:34.717	8:29:05.882	54.224	34.611	145.7	8:30:34.717	1	8:30:34.717	8:29:05.882	54.224	34.611	145.7	8:30:34.717
2	1:44.319	26.108	46.490	31.721	183.0	8:32:19.036	2	1:44.319	26.108	46.490	31.721	183.0	8:32:19.036
3	1:40.003	24.597	44.663	30.743	166.6	8:33:59.039	3	1:40.003	24.597	44.663	30.743	166.6	8:33:59.039
4	1:36.877	23.590	42.935	30.352	216.0	8:35:35.916	4	1:36.877	23.590	42.935	30.352	216.0	8:35:35.916
5	2:08.999 P	23.171	57.341	48.487	220.4	8:37:44.915	5	2:08.999 P	23.171	57.341	48.487	220.4	8:37:44.915
6	4:21.629	3:09.449	42.445	29.735	221.3	8:42:06.544	6	4:21.629	3:09.449	42.445	29.735	221.3	8:42:06.544
7	1:34.487	23.220	41.701	29.566	234.7	8:43:41.031	7	1:34.487	23.220	41.701	29.566	234.7	8:43:41.031
8	1:34.110	23.034	41.802	29.274	233.7	8:45:15.141	8	1:34.110	23.034	41.802	29.274	233.7	8:45:15.141
9	1:33.560	22.896	41.378	29.286	236.3	8:46:48.701	9	1:33.560	22.896	41.378	29.286	236.3	8:46:48.701
10	1:34.039	22.909	41.818	29.312	237.8	8:48:22.740	10	1:34.039	22.909	41.818	29.312	237.8	8:48:22.740
11	1:33.259	22.750	41.432	29.077	238.9	8:49:55.999	11	1:33.259	22.750	41.432	29.077	238.9	8:49:55.999
12	1:46.659 P	22.787	45.115	38.757	238.9	8:51:42.658	12	1:46.659 P	22.787	45.115	38.757	238.9	8:51:42.658
13	4:14.753	3:00.051	44.496	30.206	209.3	8:55:57.411	13	4:14.753	3:00.051	44.496	30.206	209.3	8:55:57.411
14	1:35.007	23.344	42.103	29.560	223.1	8:57:32.418	14	1:35.007	23.344	42.103	29.560	223.1	8:57:32.418
15	1:33.110	22.850	41.225	29.035	235.8	8:59:05.528	15	1:33.110	22.850	41.225	29.035	235.8	8:59:05.528
16	1:33.007	22.892	41.061	29.054	237.8	9:00:38.535	16	1:33.007	22.892	41.061	29.054	237.8	9:00:38.535
17	1:33.062	22.817	41.299	28.946	238.9	9:02:11.597	17	1:33.062	22.817	41.299	28.946	238.9	9:02:11.597
18	1:32.633	22.693	41.215	28.725	238.9	9:03:44.230	18	1:32.633	22.693	41.215	28.725	238.9	9:03:44.230
19	1:32.443	22.565	40.938	28.940	238.9	9:05:16.673	19	1:32.443	22.565	40.938	28.940	238.9	9:05:16.673
20	1:42.429 P	22.875	43.297	36.257	208.8	9:06:59.102	20	1:42.429 P	22.875	43.297	36.257	208.8	9:06:59.102
21	28:21.699	27:09.935	42.290	29.474	226.8	9:35:20.801	21	28:21.699	27:09.935	42.290	29.474	226.8	9:35:20.801
22	1:33.412	22.792	41.583	29.037	236.8	9:36:54.213	22	1:33.412	22.792	41.583	29.037	236.8	9:36:54.213
23	1:33.051	22.785	41.368	28.898	237.8	9:38:27.264	23	1:33.051	22.785	41.368	28.898	237.8	9:38:27.264
24	1:33.119	22.709	41.152	29.258	237.8	9:40:00.383	24	1:33.119	22.709	41.152	29.258	237.8	9:40:00.383
25	1:32.958	22.855	41.086	29.017	238.4	9:41:33.341	25	1:32.958	22.855	41.086	29.017	238.4	9:41:33.341
26	1:32.675	22.766	41.005	28.904	238.4	9:43:06.016	26	1:32.675	22.766	41.005	28.904	238.4	9:43:06.016
27	1:44.774 P	22.626	41.008	41.140	238.4	9:44:50.790	27	1:44.774 P	22.626	41.008	41.140	238.4	9:44:50.790
28	4:19.310	3:03.102	45.643	30.565	178.5	9:49:10.100	28	4:19.310	3:03.102	45.643	30.565	178.5	9:49:10.100
29	1:35.698	23.880	42.440	29.378	222.2	9:50:45.798	29	1:35.698	23.880	42.440	29.378	222.2	9:50:45.798
30	2:16.100	22.785	1:22.018	31.297	236.8	9:53:01.898	30	2:16.100	22.785	1:22.018	31.297	236.8	9:53:01.898
31	1:35.058	22.939	41.311	30.808	237.3	9:54:36.956	31	1:35.058	22.939	41.311	30.808	237.3	9:54:36.956
32	1:33.958	23.591	41.539	28.828	217.3	9:56:10.914	32	1:33.958	23.591	41.539	28.828	217.3	9:56:10.914
33	1:32.021	22.625	40.771	28.625	238.9	9:57:42.935	33	1:32.021	22.625	40.771	28.625	238.9	9:57:42.935





Red Bull Ring
Porsche Carrera Cup France
 Private test
Lap Analysis



29

Louis Rousset

Porsche 911 GT3 Cup

38

Sébastien Dussolliet

Porsche 911 GT3 Cup

Pro

Forestier Racing CLRT

Pro-Am

ABM

Lap D	Time	Sector 1	Sector 2	Sector 3	T. Spd	Elapsed	Lap D	Time	Sector 1	Sector 2	Sector 3	T. Spd	Elapsed
34	1:44.009 P	22.570	40.744	40.695	239.4	9:59:26.944	21	1:42.947 P	22.922	41.831	38.194	232.2	9:09:01.931
35	1:06:32.626	1:05:22.898	40.983	28.745	238.9	11:05:59.570	22	19:30.416 P			20:08.610		9:28:32.347
36	1:42.522 P	22.749	43.224	36.549	239.4	11:07:42.092	23	2:13.649	49.641	51.308	32.700	156.2	9:30:45.996
37	3:49.607	2:33.788	45.913	29.906	187.1	11:11:31.699	24	1:39.122	24.308	44.139	30.675	204.9	9:32:25.118
38	1:36.970	23.645	43.690	29.635	201.4	11:13:08.669	25	1:35.651	23.468	42.562	29.621	225.0	9:34:00.769
39	1:34.060	23.005	42.045	29.010	235.2	11:14:42.729	26	1:34.656	23.260	41.977	29.419	233.7	9:35:35.425
40	1:32.375	22.699	40.874	28.802	238.4	11:16:15.104	27	1:34.803	23.095	42.197	29.511	234.2	9:37:10.228
41	1:31.965	22.637	40.817	28.511	240.0	11:17:47.069	28	1:34.216	23.109	41.932	29.175	234.7	9:38:44.444
42	1:32.199	22.737	40.945	28.517	238.9	11:19:19.268	29	1:34.066	23.054	41.799	29.213	235.8	9:40:18.510
43	1:32.020	22.675	40.757	28.588	239.4	11:20:51.288	30	1:34.220	23.016	41.959	29.245	231.2	9:41:52.730
44	1:31.788	22.586	40.689	28.513	240.0	11:22:23.076	31	1:33.808	23.051	41.665	29.092	236.3	9:43:26.538
45	1:31.706	22.634	40.692	28.380	240.0	11:23:54.782	32	1:33.533	23.043	41.484	29.006	237.3	9:45:00.071
46	1:43.013 P	22.585	43.465	36.963	229.2	11:25:37.795	33	1:33.604	22.832	41.713	29.059	236.8	9:46:33.675
47	5:48.678	4:38.064	41.433	29.181	233.2	11:31:26.473	34	1:34.006	22.852	41.658	29.496	238.9	9:48:07.681
48	1:32.151	22.709	40.855	28.587	238.4	11:32:58.624	35	1:33.776	23.116	41.683	28.977	238.9	9:49:41.457
49	1:31.994	22.652	40.815	28.527	239.4	11:34:30.618	36	1:33.588	23.043	41.516	29.029	238.4	9:51:15.045
50	1:32.053	22.761	40.700	28.592	238.4	11:36:02.671	37	1:33.508	22.869	41.593	29.046	239.4	9:52:48.553
51	1:32.970	22.694	41.039	29.237	239.4	11:37:35.641	38	1:33.308	22.782	41.567	28.959	236.3	9:54:21.861
52	1:32.155	22.612	40.849	28.694	238.4	11:39:07.796	39	1:33.027	22.787	41.282	28.958	239.4	9:55:54.888
53	1:32.064	22.639	40.846	28.579	238.4	11:40:39.860	40	1:45.056 P	22.948	43.879	38.229	237.8	9:57:39.944
54	1:32.422	22.667	41.033	28.722	239.4	11:42:12.282	41	6:45.764	5:34.187	42.513	29.064	221.3	10:04:25.708
55	1:32.392	22.742	40.893	28.757	239.4	11:43:44.674	42	1:33.597	22.818	41.617	29.162	238.9	10:05:59.305
56	1:32.591	22.667	41.193	28.731	240.5	11:45:17.265	43	1:35.388	22.813	43.372	29.203	237.8	10:07:34.693
57	1:32.586	22.703	41.149	28.734	239.4	11:46:49.851	44	1:33.560	22.974	41.558	29.028	238.4	10:09:08.253
58	1:32.716	22.677	41.189	28.850	239.4	11:48:22.567	45	1:33.444	22.819	41.620	29.005	237.8	10:10:41.697
59	1:33.277	22.779	41.647	28.851	239.4	11:49:55.844	46	1:43.250 P	22.883	41.594	38.773	238.9	10:12:24.947
60	1:32.964	22.730	41.218	29.016	239.4	11:51:28.808	47	9:21.445	8:08.699	42.869	29.877	221.7	10:21:46.392
61	1:32.636	22.731	41.125	28.780	238.9	11:53:01.444	48	1:34.417	23.113	41.976	29.328	237.3	10:23:20.809
62	1:32.424	22.643	40.973	28.808	239.4	11:54:33.868	49	1:33.400	22.813	41.590	28.997	238.9	10:24:54.209
63	1:32.763	22.832	41.044	28.887	238.9	11:56:06.631	50	1:44.241 P	22.823	41.545	39.873	239.4	10:26:38.450
64	1:59.543 P	26.123	47.458	45.962	154.0	11:58:06.174	51	15:47.568 P			16:27.441		10:42:26.018

38

Sébastien Dussolliet

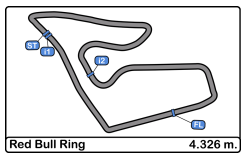
Porsche 911 GT3 Cup

Pro-Am

ABM

Lap D	Time	Sector 1	Sector 2	Sector 3	T. Spd	Elapsed	Lap D	Time	Sector 1	Sector 2	Sector 3	T. Spd	Elapsed
1	8:34:24.766	8:32:48.521	58.616	37.629	113.4	8:34:24.766	52	2:01.821	47.738	44.360	29.723	200.0	10:44:27.839
2	1:47.650	26.946	48.267	32.437	164.3	8:36:12.416	53	1:35.775	23.086	43.267	29.422	235.2	10:46:03.614
3	1:41.357	25.102	45.141	31.114	181.5	8:37:53.773	54	1:33.871	23.139	41.720	29.012	237.3	10:47:37.485
4	1:38.814	24.491	44.167	30.156	194.5	8:39:32.587	55	1:34.107	23.067	41.838	29.202	229.2	10:49:11.592
5	1:36.341	23.695	42.875	29.771	224.0	8:41:08.928	56	1:33.304	22.791	41.522	28.991	240.5	10:50:44.896
6	1:36.418	23.593	43.115	29.710	217.3	8:42:45.346	57	1:33.215	22.855	41.262	29.098	238.4	10:52:18.111
7	1:35.527	23.510	42.355	29.662	232.7	8:44:20.873	58	1:34.409	22.892	42.311	29.206	237.8	10:53:52.520
8	1:35.429	23.401	42.431	29.597	227.8	8:45:56.302	59	4:50.815 P	3:31.170	41.564	38.081	238.9	10:58:43.335
9	1:35.822	23.972	42.284	29.566	230.7	8:47:32.124	60	10:46.951	9:35.119	42.533	29.299	228.8	11:09:30.286
10	1:35.008	23.442	42.158	29.408	234.7	8:49:07.132	61	1:34.091	22.896	41.899	29.296	237.3	11:11:04.377
11	1:34.596	23.141	42.006	29.449	229.7	8:50:41.728	62	1:33.640	22.855	41.572	29.213	237.8	11:12:38.017
12	1:34.554	23.275	42.017	29.262	230.2	8:52:16.282	63	1:33.452	22.885	41.452	29.115	237.8	11:14:11.469
13	1:34.409	22.945	42.097	29.367	231.7	8:53:50.691	64	1:33.361	22.799	41.434	29.128	238.4	11:15:44.830
14	1:34.032	23.029	41.821	29.182	231.2	8:55:24.723	65	1:44.803 P	22.859	44.020	37.924	238.9	11:17:29.633
15	1:46.596 P	23.058	42.190	41.348	228.3	8:57:11.319	66	6:23.640	5:11.469	42.634	29.537	228.8	11:23:53.273
16	3:51.082	2:39.443	42.205	29.434	226.8	9:01:02.401	67	1:34.247	23.561	41.664	29.022	228.8	11:25:27.520
17	1:34.196	23.167	41.758	29.271	227.8	9:02:36.597	68	1:41.371 P	22.745	41.592	37.034	237.8	11:27:08.891
18	1:33.955	23.088	41.619	29.248	232.2	9:04:10.552	69	4:01.787	2:34.506	52.851	34.430	144.0	11:31:10.678
19	1:34.180	23.165	41.890	29.125	229.7	9:05:44.732	70	1:34.255	23.318	41.824	29.113	230.2	11:32:44.933
20	1:34.252	23.149	41.870	29.233	230.2	9:07:18.984	71	1:32.616	22.764	41.052	28.800	238.9	11:34:17.549
							72	1:32.517	22.830	41.091	28.596	238.9	11:35:50.066
							73	1:32.925	22.844	41.052	29.029	239.4	11:37:22.991
							74	1:32.201	22.709	40.936	28.556	238.9	11:38:55.192
							75	1:32.198	22.672	40.813	28.713	240.0	11:40:27.390





Red Bull Ring
Porsche Carrera Cup France
 Private test
Lap Analysis



38

Sébastien Dussollet

Porsche 911 GT3 Cup

49

Karim Ajlani

Porsche 911 GT3 Cup

Pro-Am

ABM

Am

ABM

Lap	D	Time	Sector 1	Sector 2	Sector 3	T. Spd	Elapsed	Lap	D	Time	Sector 1	Sector 2	Sector 3	T. Spd	Elapsed
76		1:43.677 P	23.301	42.599	37.777	211.3	11:42:11.067	47		1:36.391	24.622	42.120	29.649	233.2	10:51:52.114
77		7:27.970	6:15.803	41.892	30.275	232.7	11:49:39.037	48		1:34.143	22.962	41.799	29.382	236.3	10:53:26.257
78		1:33.749	22.926	41.260	29.563	237.8	11:51:12.786	49		4:55.981 P	3:33.263	41.924	40.794	237.3	10:58:22.238
79		1:32.509	22.784	41.060	28.665	238.9	11:52:45.295	50		6:30.259	5:15.732	44.078	30.449	198.8	11:04:52.497
80		1:41.422 P	22.756	41.083	37.583	239.4	11:54:26.717	51		1:36.939	23.340	44.041	29.558	233.2	11:06:29.436

49

Karim Ajlani

Porsche 911 GT3 Cup

Am

ABM

Lap	D	Time	Sector 1	Sector 2	Sector 3	T. Spd	Elapsed	Lap	D	Time	Sector 1	Sector 2	Sector 3	T. Spd	Elapsed
1		8:36:17.634	8:34:40.424	57.992	39.218	135.3	8:36:17.634	52		1:34.450	23.104	41.713	29.633	237.3	11:08:03.886
2		1:53.760	26.705	51.377	35.678	149.7	8:38:11.394	53		1:34.435	22.924	41.988	29.523	236.8	11:09:38.321
3		1:41.888	24.507	45.381	32.000	197.0	8:39:53.282	54		1:45.309 P	24.012	42.585	38.712	210.5	11:11:23.630
4		1:38.976	24.100	43.977	30.899	216.4	8:41:32.258	55		6:47.250	5:09.185	55.278	42.787	188.8	11:18:10.880
5		1:38.734	24.000	43.603	31.131	216.8	8:43:10.992	56		2:02.516	31.993	52.697	37.826	194.9	11:20:13.396
6		1:37.314	23.613	43.332	30.369	220.4	8:44:48.306	57		1:35.353	23.293	42.078	29.982	234.7	11:21:48.749
7		1:36.346	23.434	42.658	30.254	233.7	8:46:24.652	58		1:34.324	23.099	41.662	29.563	235.8	11:23:23.073
8		1:38.593	23.863	44.162	30.568	227.3	8:48:03.245	59		1:34.024	22.993	41.639	29.392	236.3	11:24:57.097
9		1:36.121	23.321	42.399	30.401	232.2	8:49:39.366	60		1:40.501	25.078	44.937	30.486	200.0	11:26:37.598
10		1:38.019	23.714	44.288	30.017	231.2	8:51:17.385	61		1:52.995 P	25.786	46.732	40.477	184.9	11:28:30.593
11		1:45.112 P	23.459	43.957	37.696	232.2	8:53:02.497	62		13:47.393 P			14:27.870		11:42:17.986
12		4:47.213	3:33.825	43.313	30.075	153.1	8:57:49.710	63		3:04.182	1:48.486	45.971	29.725	180.6	11:45:22.168
13		1:38.536	23.984	42.967	31.585	215.1	8:59:28.246	64		1:34.627	23.037	42.155	29.435	234.7	11:46:56.795
14		1:36.435	23.625	42.574	30.236	234.2	9:01:04.681	65		1:36.477	24.892	41.899	29.686	218.1	11:48:33.272
15		1:35.172	23.263	42.165	29.744	236.3	9:02:39.853	66		1:34.712	22.815	42.620	29.277	238.9	11:50:07.984
16		1:35.908	23.196	42.700	30.012	236.8	9:04:15.761	67		1:36.933	23.141	42.398	31.394	236.8	11:51:44.917
17		1:35.940	23.380	42.426	30.134	235.2	9:05:51.701	68		1:34.566	23.221	41.617	29.728	235.2	11:53:19.483
18		1:36.004	23.261	42.712	30.031	236.8	9:07:27.705	69		1:34.760	23.109	41.521	30.130	236.8	11:54:54.243
19		1:35.237	23.277	42.008	29.952	234.2	9:09:02.942	70		2:04.606 P	24.797	48.257	51.552	208.4	11:56:58.849

53

Arthur Mathieu

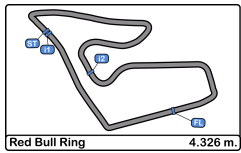
Porsche 911 GT3 Cup

Pro

Martinet by Alméras

Lap	D	Time	Sector 1	Sector 2	Sector 3	T. Spd	Elapsed	Lap	D	Time	Sector 1	Sector 2	Sector 3	T. Spd	Elapsed
1		8:36:09.664	8:34:48.616	49.136	31.912	156.7	8:36:09.664	1		8:36:09.664	8:34:48.616	49.136	31.912	156.7	8:36:09.664
2		1:37.942	23.788	43.858	30.296	228.3	8:37:47.606	2		1:37.942	23.788	43.858	30.296	228.3	8:37:47.606
3		1:35.340	23.387	42.158	29.795	235.2	8:39:22.946	3		1:35.340	23.387	42.158	29.795	235.2	8:39:22.946
4		1:35.229	23.293	42.195	29.741	235.8	8:40:58.175	4		1:35.229	23.293	42.195	29.741	235.8	8:40:58.175
5		1:34.494	23.346	41.904	29.244	235.2	8:42:32.669	5		1:34.494	23.346	41.904	29.244	235.2	8:42:32.669
6		1:33.655	22.816	41.572	29.267	238.4	8:44:06.324	6		1:33.655	22.816	41.572	29.267	238.4	8:44:06.324
7		1:34.110	22.951	41.970	29.189	236.8	8:45:40.434	7		1:34.110	22.951	41.970	29.189	236.8	8:45:40.434
8		1:33.521	22.880	41.450	29.191	237.8	8:47:13.955	8		1:33.521	22.880	41.450	29.191	237.8	8:47:13.955
9		1:33.658	22.904	41.586	29.168	237.3	8:48:47.613	9		1:33.658	22.904	41.586	29.168	237.3	8:48:47.613
10		1:33.793	22.939	41.453	29.401	238.9	8:50:21.406	10		1:33.793	22.939	41.453	29.401	238.9	8:50:21.406
11		1:33.203	22.849	41.248	29.106	237.8	8:51:54.609	11		1:33.203	22.849	41.248	29.106	237.8	8:51:54.609
12		1:39.826 P	23.240	41.733	34.853	238.4	8:53:34.435	12		1:39.826 P	23.240	41.733	34.853	238.4	8:53:34.435
13		6:37.793	5:25.938	42.545	29.310	226.8	9:00:12.228	13		6:37.793	5:25.938	42.545	29.310	226.8	9:00:12.228
14		1:33.621	23.120	41.612	28.889	237.3	9:01:45.849	14		1:33.621	23.120	41.612	28.889	237.3	9:01:45.849
15		1:33.494	22.774	41.614	29.106	239.4	9:03:19.343	15		1:33.494	22.774	41.614	29.106	239.4	9:03:19.343
16		1:33.200	22.695	41.462	29.043	239.4	9:04:52.543	16		1:33.200	22.695	41.462	29.043	239.4	9:04:52.543
17		1:34.288	22.976	41.824	29.488	240.0	9:06:26.831	17		1:34.288	22.976	41.824	29.488	240.0	9:06:26.831
18		1:37.925	26.638	42.270	29.017	228.8	9:08:04.756	18		1:37.925	26.638	42.270	29.017	228.8	9:08:04.756
19		1:33.704	22.994	41.499	29.211	238.4	9:09:38.460	19		1:33.704	22.994	41.499	29.211	238.4	9:09:38.460
20		1:39.150 P	22.780	41.934	34.436	238.4	9:11:17.610	20		1:39.150 P	22.780	41.934	34.436	238.4	9:11:17.610
21		6:56.078	5:37.141	48.616	30.321	160.9	9:18:13.688	21		6:56.078	5:37.141	48.616	30.321	160.9	9:18:13.688
22		1:35.397	23.282	43.067	29.048	219.9	9:19:49.085	22		1:35.397	23.282	43.067	29.048	219.9	9:19:49.085
23		1:33.310	22.922	41.456	28.932	238.9	9:21:22.395	23		1:33.310	22.922	41.456	28.932	238.9	9:21:22.395
24		1:32.714	22.505	41.303	28.906	240.5	9:22:55.109	24		1:32.714	22.505	41.303	28.906	240.5	9:22:55.109
25		1:33.687	22.708	42.078	28.901	224.0	9:24:28.796	25		1:33.687	22.708	42.078	28.901	224.0	9:24:28.796
26		1:32.879	23.211	40.950	28.718		9:26:01.675	26		1:32.879	23.211	40.950	28.718		9:26:01.675
27		1:32.454	22.682	41.086	28.686	239.4	9:27:34.129	27		1:32.454	22.682	41.086	28.686	239.4	9:27:34.129





Red Bull Ring
Porsche Carrera Cup France
 Private test
Lap Analysis



53

Arthur Mathieu

Porsche 911 GT3 Cup

56

Frédéric Ancel

Porsche 911 GT3 Cup

Pro

Martinet by Alméras

Pro-Am

Porsche Lorient Racing

Lap	D	Time	Sector 1	Sector 2	Sector 3	T. Spd	Elapsed	Lap	D	Time	Sector 1	Sector 2	Sector 3	T. Spd	Elapsed
28		1:37.320 P	23.057	41.198	33.065	238.4	9:29:11.449	9		1:36.858	24.062	42.908	29.888	232.7	8:57:14.956
29		43:18.462 P			43:51.527		10:12:29.911	10		1:36.352	23.470	42.988	29.894	236.3	8:58:51.308
30		3:39.516 P	1:53.549	52.941	53.026	206.5	10:16:09.427	11		1:36.500	23.315	43.259	29.926	236.3	9:00:27.808
31		4:20.268	3:07.634	43.029	29.605	224.0	10:20:29.695	12		1:35.134	23.336	41.829	29.969	237.3	9:02:02.942
32		1:33.734	23.191	41.639	28.904	233.7	10:22:03.429	13		1:35.241	23.234	42.112	29.895	234.7	9:03:38.183
33		1:33.624	22.996	41.444	29.184	235.8	10:23:37.053	14		1:35.253	23.172	42.246	29.835	235.8	9:05:13.436
34		1:33.375	23.008	41.206	29.161	237.8	10:25:10.428	15		1:34.523	23.004	41.961	29.558	225.9	9:06:47.959
35		1:33.423	22.904	41.463	29.056	237.3	10:26:43.851	16		1:35.145	23.718	41.727	29.700	233.2	9:08:23.104
36		1:34.387	23.482	41.529	29.376	237.3	10:28:18.238	17		1:46.561 P	24.081	42.537	39.943	230.7	9:10:09.665
37		1:38.457 P	23.026	41.131	34.300	237.8	10:29:56.695	18		6:26.855	5:13.543	43.398	29.914	208.0	9:16:36.520
38		4:25.948	3:15.511	41.501	28.936	235.2	10:34:22.643	19		1:35.147	23.195	42.222	29.730	235.2	9:18:11.667
39		1:33.069	22.729	41.248	29.092	237.3	10:35:55.712	20		1:35.007	23.070	42.270	29.667	235.2	9:19:46.674
40		1:32.701	22.912	41.122	28.667	237.3	10:37:28.413	21		1:34.493	23.298	41.822	29.373	235.2	9:21:21.167
41		1:33.015	22.675	41.375	28.965	237.8	10:39:01.428	22		1:33.711	22.839	41.545	29.327	238.9	9:22:54.878
42		1:33.129	22.773	41.231	29.125	238.9	10:40:34.557	23		1:35.198	22.786	42.772	29.640	225.0	9:24:30.076
43		1:33.516	22.946	41.664	28.906	234.7	10:42:08.073	24		1:34.168	23.408	41.613	29.147		9:26:04.244
44		1:38.064 P	22.810	41.378	33.876	238.4	10:43:46.137	25		1:45.658 P	23.336	42.232	40.090	223.6	9:27:49.902
45		5:02.049	3:44.566	46.469	31.014	173.3	10:48:48.186	26		12:37.192 P			13:17.282		9:40:27.094
46		1:37.095	23.314	43.574	30.207	234.2	10:50:25.281	27		5:12.796	3:52.172	48.332	32.292	156.0	9:45:39.890
47		1:32.619	22.839	41.074	28.706	238.4	10:51:57.900	28		1:37.224	23.856	42.905	30.463	228.3	9:47:17.114
48		1:32.420	22.745	40.939	28.736	238.4	10:53:30.320	29		1:37.069	23.502	43.271	30.296	234.7	9:48:54.183
49		9:20.732 P	8:04.870	41.125	34.737	238.9	11:02:51.052	30		1:34.793	23.191	41.991	29.611	235.8	9:50:28.976
50		13:54.040 P			14:28.777		11:16:45.092	31		1:34.619	23.103	41.774	29.742	235.2	9:52:03.595
51		2:19.606	1:06.509	44.122	28.975	182.4	11:19:04.698	32		1:33.939	23.014	41.507	29.418	236.8	9:53:37.534
52		1:33.908	22.966	41.023	29.919	235.8	11:20:38.606	33		1:33.593	22.898	41.376	29.319	236.3	9:55:11.127
53		1:32.991	22.894	41.129	28.968	236.3	11:22:11.597	34		1:33.636	22.939	41.410	29.287	237.3	9:56:44.763
54		1:33.696	23.531	41.299	28.866	238.9	11:23:45.293	35		1:34.186	22.984	41.887	29.315	236.3	9:58:18.949
55		1:36.224	26.200	41.141	28.883	234.2	11:25:21.517	36		1:33.839	22.978	41.502	29.359	235.8	9:59:52.788
56		1:33.060	22.749	41.134	29.177	237.3	11:26:54.577	37		1:33.660	22.870	41.447	29.343	237.3	10:01:26.448
57		1:34.562	22.823	41.495	30.244	237.3	11:28:29.139	38		1:47.479 P	23.049	41.595	42.835	236.3	10:03:13.927
58		1:33.689	23.406	41.226	29.057	236.8	11:30:02.828	39		6:42.939	5:30.268	43.193	29.478	203.0	10:09:56.866
59		1:35.426	24.582	41.730	29.114	204.9	11:31:38.254	40		1:34.011	23.310	41.392	29.309	235.8	10:11:30.877
60		1:37.756 P	22.754	41.171	33.831	237.8	11:33:16.010	41		1:33.584	22.961	41.333	29.290	236.3	10:13:04.461
61		5:56.066	4:43.654	43.244	29.168	221.7	11:39:12.076	42		1:59.878 P	22.864	48.812	48.202	237.3	10:15:04.339
62		1:40.436	22.762	48.485	29.189	237.8	11:40:52.512	43		8:03.243	6:48.732	44.697	29.814	211.7	10:23:07.582
63		1:34.032	23.658	41.375	28.999	238.4	11:42:26.544	44		1:34.385	23.200	41.872	29.313	235.8	10:24:41.967
64		1:33.276	22.915	41.412	28.949	238.9	11:43:59.820	45		1:34.606	23.414	41.535	29.657	225.9	10:26:16.573
65		1:33.551	22.697	41.586	29.268	239.4	11:45:33.371	46		1:34.139	22.982	41.473	29.684	236.8	10:27:50.712
66		1:33.775	22.840	41.320	29.615	238.4	11:47:07.146	47		1:33.772	22.897	41.702	29.173	237.3	10:29:24.484
67		1:33.661	23.496	41.218	28.947	240.0	11:48:40.807	48		1:34.331	23.650	41.604	29.077	239.4	10:30:58.815
68		1:33.048	22.698	41.479	28.871	239.4	11:50:13.855	49		1:33.443	22.788	41.449	29.206	238.4	10:32:32.258
69		1:33.806	22.870	41.633	29.303	238.4	11:51:47.661	50		1:33.611	23.030	41.294	29.287	238.9	10:34:05.869
70		1:39.015 P	22.863	41.791	34.361	235.2	11:53:26.676	51		1:33.821	22.977	41.205	29.639	238.4	10:35:39.690

56

Frédéric Ancel

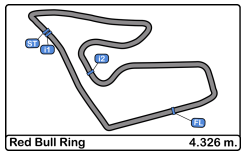
Porsche 911 GT3 Cup

Pro-Am

Porsche Lorient Racing

52		1:43.659 P	23.249	41.655	38.755	232.7	10:37:23.349
53		5:37.666 P			6:16.421		10:43:01.015
54		3:39.210	2:26.112	43.357	29.741	209.7	10:46:40.225
55		1:34.065	23.184	41.637	29.244	233.2	10:48:14.290
56		1:34.089	23.054	41.517	29.518	234.7	10:49:48.379
57		1:46.419 P	23.043	42.320	41.056	236.3	10:51:34.798
58		14:27.871	13:17.923	41.121	28.827	236.8	11:06:02.669
59		1:32.763	22.846	41.072	28.845	237.3	11:07:35.432
60		1:33.031	22.802	41.340	28.889	237.3	11:09:08.463
61		1:32.598	22.811	40.974	28.813	236.8	11:10:41.061
62		1:33.074	22.811	41.278	28.985	236.8	11:12:14.135
63		1:32.709	22.781	41.007	28.921	237.3	11:13:46.844





Red Bull Ring
Porsche Carrera Cup France
 Private test
Lap Analysis



56

Frédéric Ancel

Porsche 911 GT3 Cup

59

Maxence Maurice

Porsche 911 GT3 Cup

Pro-Am

Porsche Lorient Racing

Pro-Am

IMSA LS Group Performance

Lap D	Time	Sector 1	Sector 2	Sector 3	T. Spd	Elapsed	Lap D	Time	Sector 1	Sector 2	Sector 3	T. Spd	Elapsed
64	1:45.085 P	23.145	42.137	39.803	236.3	11:15:31.929	39	1:32.710	22.826	41.040	28.844	238.9	10:07:22.786
65	4:47.077	3:35.711	42.223	29.143	223.1	11:20:19.006	40	1:32.540	22.967	40.671	28.902	238.9	10:08:55.326
66	1:34.086	22.843	41.927	29.316	235.2	11:21:53.092	41	1:32.062	22.677	40.777	28.608	240.0	10:10:27.388
67	1:32.501	22.623	40.989	28.889	237.8	11:23:25.593	42	1:41.665 P	22.901	40.997	37.767	239.4	10:12:09.053
68	1:32.309	22.695	40.747	28.867	237.8	11:24:57.902	43	9:23.530	8:10.823	42.998	29.709	215.5	10:21:32.583
69	1:33.235	22.638	41.021	29.576	231.7	11:26:31.137	44	1:33.588	23.058	41.426	29.104	237.3	10:23:06.171
70	1:46.310 P	22.591	40.786	42.933	238.4	11:28:17.447	45	1:33.225	23.014	41.296	28.915	237.3	10:24:39.396
71	6:35.807	5:20.211	43.263	32.333	189.4	11:34:53.254	46	1:32.910	23.016	41.018	28.876	237.8	10:26:12.306
72	1:34.389	23.349	41.753	29.287	233.7	11:36:27.643	47	1:32.877	22.744	40.890	29.243	238.4	10:27:45.183
73	1:33.807	23.284	41.283	29.240	235.8	11:38:01.450	48	1:34.158	23.389	41.543	29.226	237.8	10:29:19.341
74	1:33.811	22.815	41.658	29.338	237.8	11:39:35.261	49	1:33.249	22.937	41.352	28.960	240.0	10:30:52.590
75	1:33.863	22.874	41.692	29.297	236.3	11:41:09.124	50	1:33.570	22.913	41.460	29.197	240.0	10:32:26.160
76	1:58.739 P	25.680	47.160	45.899	191.8	11:43:07.863	51	2:22.344 P	23.051	1:22.812	36.481	240.0	10:34:48.504

59

Maxence Maurice

Porsche 911 GT3 Cup

Pro-Am

IMSA LS Group Performance

Lap D	Time	Sector 1	Sector 2	Sector 3	T. Spd	Elapsed	Lap D	Time	Sector 1	Sector 2	Sector 3	T. Spd	Elapsed
1	8:31:53.951	8:30:07.625	1:04.780	41.546	120.2	8:31:53.951	52	6:45.504	5:30.315	45.203	29.986	191.1	10:41:34.008
2	2:09.925	40.179	52.606	37.140	113.3	8:34:03.876	53	1:34.605	23.178	42.260	29.167	236.3	10:43:08.613
3	1:38.733	24.337	43.631	30.765	207.2	8:35:42.609	54	1:33.972	23.089	41.687	29.196	238.4	10:44:42.585
4	1:38.172	24.088	43.274	30.810	234.7	8:37:20.781	55	1:33.204	23.016	41.233	28.955	238.4	10:46:15.789
5	1:43.377 P	23.270	42.370	37.737	236.3	8:39:04.158	56	1:33.285	22.914	41.218	29.153	238.4	10:47:49.074
6	3:58.500	1:59.366	1:26.985	32.149	230.2	8:43:02.658	57	1:39.186 P	23.012	41.442	34.732	238.9	10:49:28.260
7	1:43.401 P	23.757	43.296	36.348	227.3	8:44:46.059	58	16:45.572	15:35.439	41.228	28.905	235.8	11:06:13.832
8	3:41.875	2:10.918	57.087	33.870	164.8	8:48:27.934	59	1:32.732	22.977	40.957	28.798	237.8	11:07:46.564
9	1:41.074	25.012	44.852	31.210	201.8	8:50:09.008	60	1:32.380	22.874	40.902	28.604	237.8	11:09:18.944
10	1:35.276	23.640	41.850	29.786	236.8	8:51:44.284	61	1:32.383	22.769	41.074	28.540	237.8	11:10:51.327
11	1:34.546	23.445	41.465	29.636	237.8	8:53:18.830	62	1:32.845	22.785	40.799	29.261	238.4	11:12:24.172
12	1:33.485	23.096	41.194	29.195	238.9	8:54:52.315	63	1:38.986 P	22.852	40.824	35.310	237.8	11:14:03.158
13	1:33.548	23.069	41.464	29.015	238.9	8:56:25.863	64	7:36.680	6:25.125	42.139	29.416	218.1	11:21:39.838
14	1:33.826	23.157	41.255	29.414	238.9	8:57:59.689	65	1:33.319	23.355	41.079	28.885	235.8	11:23:13.157
15	1:46.191 P	23.423	41.119	41.649	237.8	8:59:45.880	66	1:32.783	22.815	41.092	28.876	236.8	11:24:45.940
16	3:55.604	2:44.456	41.564	29.584	223.6	9:03:41.484	67	1:33.017	22.814	41.237	28.966	237.8	11:26:18.957
17	1:34.333	23.065	41.541	29.727	240.0	9:05:15.817	68	1:33.795	22.885	42.111	28.799	215.1	11:27:52.752
18	1:33.287	22.918	41.164	29.205	241.6	9:06:49.104	69	1:32.658	22.928	40.969	28.761	236.8	11:29:25.410
19	1:34.103	22.961	41.497	29.645	235.2	9:08:23.207	70	1:34.957	22.820	42.444	29.693	236.3	11:31:00.367
20	1:37.797	23.603	44.464	29.730	237.8	9:10:01.004	71	1:32.817	22.807	41.137	28.873	237.8	11:32:33.184
21	1:34.080	23.115	41.808	29.157	238.9	9:11:35.084	72	1:34.870	22.830	43.255	28.785	237.8	11:34:08.054
22	1:33.637	22.943	41.417	29.277	240.0	9:13:08.721	73	1:40.355	22.969	41.052	36.334	238.4	11:35:48.409
23	1:39.152 P	23.201	41.167	34.784	239.4	9:14:47.873	74	1:33.099	22.995	41.297	28.807	237.8	11:37:21.508
24	5:46.919	4:33.542	43.886	29.491	219.5	9:20:34.792	75	1:32.550	22.843	40.883	28.824	237.3	11:38:54.058
25	1:33.928	23.330	41.406	29.192	238.9	9:22:08.720	76	1:33.174	22.823	41.024	29.327	237.3	11:40:27.232
26	1:33.770	23.202	41.530	29.038	238.4	9:23:42.490	77	1:33.547	23.350	41.192	29.005	233.7	11:42:00.779
27	1:33.092	22.738	41.492	28.862	239.4	9:25:15.582	78	1:33.174	22.877	41.507	28.790	237.3	11:43:33.953
28	1:35.610	23.338	43.143	29.129		9:26:51.192	79	1:39.481 P	22.867	41.152	35.462	238.4	11:45:13.434
29	1:33.588	22.927	41.623	29.038	238.9	9:28:24.780	80	5:57.857	4:46.451	42.100	29.306	219.0	11:51:11.291
30	1:33.324	22.960	41.231	29.133	238.4	9:29:58.104	81	1:42.462 P	23.056	41.598	37.808	235.8	11:52:53.753

66

Gilles Colombani

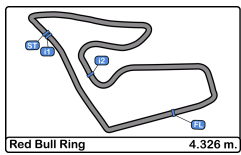
Porsche 911 GT3 Cup

Am

Team Clairat Sport

Lap D	Time	Sector 1	Sector 2	Sector 3	T. Spd	Elapsed
1	8:34:18.015	8:32:41.177	59.482	37.356	103.9	8:34:18.015
2	1:47.676	27.178	47.579	32.919	187.1	8:36:05.691
3	1:39.459	24.105	43.955	31.399	229.2	8:37:45.150
4	1:39.456	23.769	43.444	32.243	231.7	8:39:24.606
5	1:36.530	23.625	42.675	30.230	235.2	8:41:01.136
6	1:35.101	23.325	41.974	29.802	236.3	8:42:36.237
7	1:46.296 P	23.226	42.038	41.032	238.4	8:44:22.533
8	3:58.203	2:44.619	43.095	30.489	216.0	8:48:20.736





Red Bull Ring
Porsche Carrera Cup France
 Private test
Lap Analysis



66

Gilles Colombani

Porsche 911 GT3 Cup

66

Gilles Colombani

Porsche 911 GT3 Cup

Am

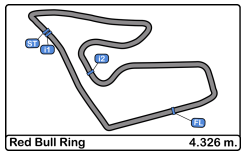
Team Claret Sport

Am

Team Claret Sport

Lap D	Time	Sector 1	Sector 2	Sector 3	T. Spd	Elapsed	Lap D	Time	Sector 1	Sector 2	Sector 3	T. Spd	Elapsed
9	1:37.279	23.298	43.939	30.042	234.7	8:49:58.015	64	5:36.874	4:21.402	45.022	30.450	200.7	11:49:27.824
10	1:34.548	23.163	41.730	29.655	237.8	8:51:32.563	65	1:41.088	23.743	47.239	30.106	233.2	11:51:08.912
11	1:33.961	22.825	41.541	29.595	238.9	8:53:06.524	66	1:34.147	22.953	41.670	29.524	234.2	11:52:43.059
12	1:34.548	22.975	41.672	29.901	233.7	8:54:41.072	67	1:34.149	22.941	41.783	29.425	237.3	11:54:17.208
13	1:47.711 P	22.983	41.676	43.052	237.3	8:56:28.783	68	1:34.464	23.445	41.656	29.363	235.8	11:55:51.672
14	23:25.855	22:07.398	46.289	32.168	206.1	9:19:54.638	69	1:52.658 P	23.353	41.971	47.334	235.8	11:57:44.330
15	1:41.294	24.195	44.100	32.999	219.9	9:21:35.932	73 Sébastien Poisson Porsche 911 GT3 Cup						
16	1:38.778	23.750	43.516	31.512	234.7	9:23:14.710	Am ABM						
17	1:37.535	23.640	42.881	31.014	228.8	9:24:52.245	Lap D	Time	Sector 1	Sector 2	Sector 3	T. Spd	Elapsed
18	1:36.902	23.810	42.076	31.016		9:26:29.147	1	8:34:22.953	8:32:47.231	58.344	37.378	105.0	8:34:22.953
19	1:36.426	23.295	42.486	30.645	235.2	9:28:05.573	2	1:51.456	29.933	48.609	32.914	165.3	8:36:14.409
20	1:36.029	23.275	42.253	30.501	235.8	9:29:41.602	3	1:41.346	24.410	45.193	31.743	208.8	8:37:55.755
21	1:36.555	23.456	42.814	30.285	237.8	9:31:18.157	4	1:39.611	23.734	44.875	31.002	209.7	8:39:35.366
22	1:41.664	22.924	47.133	31.607	238.4	9:32:59.821	5	1:38.011	23.733	43.808	30.470	216.0	8:41:13.377
23	1:36.294	23.371	42.585	30.338	227.8	9:34:36.115	6	1:36.293	23.321	42.961	30.011	224.0	8:42:49.670
24	1:36.685	23.422	43.409	29.854	232.7	9:36:12.800	7	1:35.948	23.552	42.539	29.857	229.7	8:44:25.618
25	1:34.421	22.761	41.960	29.700	240.0	9:37:47.221	8	1:35.379	23.329	42.427	29.623	233.2	8:46:00.997
26	1:34.608	22.798	42.091	29.719	238.4	9:39:21.829	9	1:35.525	23.350	42.226	29.949	236.8	8:47:36.522
27	1:34.755	23.102	41.974	29.679	231.2	9:40:56.584	10	1:47.645 P	23.589	42.249	41.807	224.0	8:49:24.167
28	1:54.023 P	23.109	41.978	48.936	229.2	9:42:50.607	11	6:09.604	4:56.006	43.718	29.880	210.1	8:55:33.771
29	8:22.298	6:56.017	49.626	36.655	181.2	9:51:12.905	12	1:35.700	23.334	42.608	29.758	230.2	8:57:09.471
30	1:43.847	26.281	46.710	30.856	202.6	9:52:56.752	13	1:35.288	23.497	42.135	29.656	235.2	8:58:44.759
31	1:35.482	23.160	42.516	29.806	233.2	9:54:32.234	14	1:34.762	23.265	41.902	29.595	236.3	9:00:19.521
32	1:51.526	40.116	41.689	29.721	228.8	9:56:23.760	15	1:34.758	23.082	42.065	29.611	232.7	9:01:54.279
33	1:54.076 P	22.931	41.621	49.524	238.9	9:58:17.836	16	1:34.397	22.994	41.912	29.491	236.8	9:03:28.676
34	8:16.618 P			9:06.142		10:06:34.454	17	1:33.837	22.849	41.783	29.205	234.7	9:05:02.513
35	4:25.132	3:11.926	43.084	30.122	206.5	10:10:59.586	18	1:35.576	23.744	42.503	29.329	192.1	9:06:38.089
36	1:34.718	22.936	42.071	29.711	236.3	10:12:34.304	19	1:35.138	22.753	42.018	30.367	237.8	9:08:13.227
37	6:15.388 P	22.928	5:06.712	45.748	237.8	10:18:49.692	20	1:34.068	22.775	41.840	29.453	238.4	9:09:47.295
38	5:44.250	4:29.991	43.588	30.671	202.2	10:24:33.942	21	1:34.731	22.855	42.155	29.721	238.4	9:11:22.026
39	1:36.003	23.424	42.534	30.045	230.2	10:26:09.945	22	1:44.464 P	23.644	42.281	38.539	219.5	9:13:06.490
40	1:35.072	22.962	42.077	30.033	237.3	10:27:45.017	23	10:53.158	9:41.172	42.585	29.401	220.8	9:23:59.648
41	1:36.753	24.527	42.136	30.090	233.7	10:29:21.770	24	1:35.531	24.002	41.899	29.630		9:25:35.179
42	1:34.009	22.770	41.624	29.615	238.4	10:30:55.779	25	1:34.525	22.951	42.057	29.517	235.8	9:27:09.704
43	1:34.916	22.874	41.642	30.400	239.4	10:32:30.695	26	1:55.933	43.891	42.699	29.343	219.0	9:29:05.637
44	1:34.015	22.988	41.694	29.333	240.0	10:34:04.710	27	1:47.989 P	23.032	42.630	42.327	235.8	9:30:53.626
45	1:34.811	22.921	42.069	29.821	230.7	10:35:39.521	28	27:57.566 P			28:39.893		9:58:51.192
46	1:35.439	23.265	42.731	29.443	225.0	10:37:14.960	29	2:05.354	47.786	46.936	30.632	194.2	10:00:56.546
47	1:33.678	22.785	41.539	29.354	239.4	10:38:48.638	30	1:35.241	23.323	42.381	29.537	234.7	10:02:31.787
48	1:33.643	22.679	41.478	29.486	240.0	10:40:22.281	31	1:35.383	23.543	42.163	29.677	234.7	10:04:07.170
49	1:34.174	22.888	41.344	29.942	238.9	10:41:56.455	32	1:35.193	23.785	41.982	29.426	238.9	10:05:42.363
50	2:08.912 P	27.834	52.720	48.358	147.7	10:44:05.367	33	1:36.111	23.010	43.474	29.627	239.4	10:07:18.474
51	36:33.360	35:16.276	44.826	32.258	196.0	11:20:38.727	34	1:33.833	22.934	41.866	29.033	240.0	10:08:52.307
52	1:40.626	24.595	42.683	33.348	230.7	11:22:19.353	35	1:33.936	23.039	41.724	29.173	240.0	10:10:26.243
53	1:41.194	24.011	45.996	31.187	213.0	11:24:00.547	36	1:35.301	22.893	43.093	29.315	238.9	10:12:01.544
54	1:36.026	23.878	42.294	29.854	236.3	11:25:36.573	37	1:34.182	23.057	41.971	29.154	238.9	10:13:35.726
55	1:47.593 P	24.600	42.522	40.471	225.9	11:27:24.166	38	1:49.869 P	23.133	43.194	43.542	238.4	10:15:25.595
56	4:28.890	3:08.606	46.803	33.481	187.8	11:31:53.056	39	10:40.475	9:12.639	54.452	33.384	131.5	10:26:06.070
57	1:42.615	25.511	45.904	31.200	205.7	11:33:35.671	40	1:36.662	23.948	43.158	29.556	223.6	10:27:42.732
58	1:37.067	23.321	41.732	32.014	235.8	11:35:12.738	41	1:34.695	23.212	42.189	29.294	237.3	10:29:17.427
59	1:34.983	23.274	41.827	29.882	230.2	11:36:47.721	42	1:34.169	23.034	41.971	29.164	235.2	10:30:51.596
60	1:33.305	22.952	41.220	29.133	235.8	11:38:21.026	43	1:33.961	22.982	41.804	29.175	236.3	10:32:25.557
61	1:33.558	22.788	41.388	29.382	236.3	11:39:54.584	44	1:33.935	22.980	41.692	29.263	237.8	10:33:59.492
62	1:45.717	22.736	52.354	30.627	238.9	11:41:40.301	45	2:00.101 P	23.876	57.677	38.548	237.8	10:35:59.593
63	2:10.649 P	23.600	1:05.851	41.198	232.7	11:43:50.950							





Red Bull Ring
Porsche Carrera Cup France
 Private test
Lap Analysis



73

Sébastien Poisson

Porsche 911 GT3 Cup

74

Victor Blugeon

Porsche 911 GT3 Cup

Am							ABM		Pro		ABM				
Lap D	Time	Sector 1	Sector 2	Sector 3	T. Spd	Elapsed	Lap D	Time	Sector 1	Sector 2	Sector 3	T. Spd	Elapsed		
46	4:14.555	3:00.252	44.225	30.078	194.2	10:40:14.148	22	1:33.292	22.781	41.569	28.942	238.9	9:23:39.596		
47	1:36.171	24.637	42.482	29.052	228.3	10:41:50.319	23	1:33.704	22.786	41.783	29.135	238.9	9:25:13.300		
48	1:34.917	23.054	42.564	29.299	238.9	10:43:25.236	24	1:33.155	23.301	40.850	29.004		9:26:46.455		
49	1:34.289	23.041	42.122	29.126	236.3	10:44:59.525	25	1:41.225 P	23.057	41.429	36.739	235.8	9:28:27.680		
50	1:33.570	22.808	41.814	28.948	238.9	10:46:33.095	26	1:02:17.599 P			1:02:54.338		10:30:45.279		
51	1:33.809	22.916	41.792	29.101	238.4	10:48:06.904	27	2:17.179	51.717	51.947	33.515	170.3	10:33:02.458		
52	1:34.342	22.918	41.941	29.483	239.4	10:49:41.246	28	1:35.718	23.328	42.887	29.503	216.8	10:34:38.176		
53	1:33.691	22.890	41.716	29.085	241.0	10:51:14.937	29	1:34.359	23.152	41.905	29.302	235.2	10:36:12.535		
54	1:34.310	22.936	42.143	29.231	240.0	10:52:49.247	30	1:33.943	23.016	41.636	29.291	236.8	10:37:46.478		
55	1:34.326	22.853	41.890	29.583	240.0	10:54:23.573	31	1:33.861	22.941	41.658	29.262	236.3	10:39:20.339		
56	1:44.367 P	22.929	41.840	39.598	241.0	10:56:07.940	32	1:36.758	23.314	44.261	29.183	235.2	10:40:57.097		
57	28:46.809 P			29:26.407		11:24:54.749	33	1:33.364	22.814	41.386	29.164	236.8	10:42:30.461		
58	3:14.719	1:48.570	52.328	33.821	179.4	11:28:09.468	34	1:40.439 P	23.104	41.397	35.938	236.8	10:44:10.900		
59	1:38.121	25.689	42.996	29.436	215.1	11:29:47.589	35	7:00.893	5:48.790	42.727	29.376	197.8	10:51:11.793		
60	1:34.126	22.911	41.880	29.335	236.8	11:31:21.715	36	1:33.792	22.998	41.565	29.229	235.8	10:52:45.585		
61	1:33.419	22.887	41.255	29.277	238.4	11:32:55.134	37	1:33.312	22.912	41.400	29.000	236.8	10:54:18.897		
62	1:33.444	22.961	41.326	29.157	238.9	11:34:28.578	38	1:39.974 P	23.002	41.686	35.286	235.8	10:55:58.871		
63	1:33.319	22.923	41.571	28.825	237.3	11:36:01.897	39	8:51.972 P	7:31.329	41.555	39.088	226.8	11:04:50.843		
64	1:33.269	22.714	41.446	29.109	237.8	11:37:35.166	40	4:46.729	3:28.314	48.598	29.817	169.5	11:09:37.572		
65	1:46.723 P	24.183	41.594	40.946	236.3	11:39:21.889	41	1:34.343	23.003	41.897	29.443	233.2	11:11:11.915		
66	4:28.999	3:17.964	42.021	29.014	231.2	11:43:50.888	42	1:32.986	22.816	41.305	28.865	236.3	11:12:44.901		
67	1:33.625	22.841	41.679	29.105	238.9	11:45:24.513	43	1:32.432	22.795	41.057	28.580	237.3	11:14:17.333		
68	1:33.455	22.984	41.430	29.041	240.0	11:46:57.968	44	1:32.389	22.760	40.922	28.707	237.8	11:15:49.722		
69	1:33.691	22.776	41.815	29.100	240.0	11:48:31.659	45	1:32.557	22.911	40.815	28.831	237.8	11:17:22.279		
70	1:33.583	22.818	41.561	29.204	240.0	11:50:05.242	46	1:32.519	22.752	41.069	28.698	237.8	11:18:54.798		
71	1:34.013	22.823	41.696	29.494	240.0	11:51:39.255	47	1:32.910	22.787	41.079	29.044	236.8	11:20:27.708		
72	1:33.174	22.698	41.420	29.056	241.0	11:53:12.429	48	1:40.391 P	22.821	41.099	36.471	238.9	11:22:08.099		
73	1:33.798	22.976	41.903	28.919	239.4	11:54:46.227	49	13:08.638 P			13:45.109		11:35:16.737		
74	1:34.128	22.845	42.306	28.977	239.4	11:56:20.355	50	2:37.160	1:26.029	42.046	29.085	218.6	11:37:53.897		
75	1:56.766 P	25.978	47.325	43.463	169.2	11:58:17.121	51	1:33.223	23.029	41.271	28.923	234.7	11:39:27.120		

74

Victor Blugeon

Porsche 911 GT3 Cup

Pro							ABM	
Lap D	Time	Sector 1	Sector 2	Sector 3	T. Spd	Elapsed	Lap D	Time
1	8:35:28.451	8:33:55.949	57.449	35.053	142.1	8:35:28.451	52	1:32.819
2	1:53.218	28.658	49.786	34.774	181.5	8:37:21.669	53	1:32.784
3	1:40.131	23.864	45.933	30.334	216.0	8:39:01.800	54	1:33.620
4	1:36.966	23.789	42.925	30.252	223.6	8:40:38.766	55	1:32.746
5	1:35.698	23.391	42.583	29.724	228.8	8:42:14.464	56	1:32.932
6	1:35.047	23.350	42.109	29.588	233.2	8:43:49.511	57	1:33.326
7	1:43.786 P	23.301	42.025	38.460	227.3	8:45:33.297	58	1:32.760
8	2:00.155 P	41.945	42.020	36.190	225.0	8:47:33.452	59	1:40.104 P

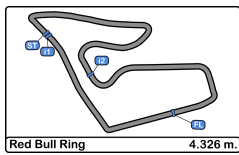
76

Louis Perrot

Porsche 911 GT3 Cup

Pro							IMSA LS Group Performance						
Lap D	Time	Sector 1	Sector 2	Sector 3	T. Spd	Elapsed	Lap D	Time	Sector 1	Sector 2	Sector 3	T. Spd	Elapsed
1	8:30:44.373	8:29:12.022	54.802	37.549	132.5	8:30:44.373	1	8:30:44.373	8:29:12.022	54.802	37.549	132.5	8:30:44.373
2	1:44.933	28.751	45.133	31.049	188.8	8:32:29.306	2	1:44.933	28.751	45.133	31.049	188.8	8:32:29.306
3	1:37.757	23.931	43.972	29.854	194.9	8:34:07.063	3	1:37.757	23.931	43.972	29.854	194.9	8:34:07.063
4	1:35.569	23.221	42.481	29.867	216.4	8:35:42.632	4	1:35.569	23.221	42.481	29.867	216.4	8:35:42.632
5	1:34.419	23.140	42.114	29.165	236.3	8:37:17.051	5	1:34.419	23.140	42.114	29.165	236.3	8:37:17.051
6	1:33.602	22.873	41.705	29.024	237.8	8:38:50.653	6	1:33.602	22.873	41.705	29.024	237.8	8:38:50.653
7	1:33.660	22.915	41.352	29.393	238.4	8:40:24.313	7	1:33.660	22.915	41.352	29.393	238.4	8:40:24.313
8	1:33.005	22.832	41.266	28.907	237.8	8:41:57.318	8	1:33.005	22.832	41.266	28.907	237.8	8:41:57.318
9	1:33.058	22.830	41.269	28.959	238.4	8:43:30.376	9	1:33.058	22.830	41.269	28.959	238.4	8:43:30.376
10	1:32.801	22.763	41.149	28.889	239.4	8:45:03.177	10	1:32.801	22.763	41.149	28.889	239.4	8:45:03.177
11	1:33.059	22.747	41.291	29.021	240.0	8:46:36.236	11	1:33.059	22.747	41.291	29.021	240.0	8:46:36.236
12	1:45.451 P	23.012	41.438	41.001	234.2	8:48:21.687	12	1:45.451 P	23.012	41.438	41.001	234.2	8:48:21.687
13	4:50.629	3:39.085	42.401	29.143	189.4	8:53:12.316	13	4:50.629	3:39.085	42.401	29.143	189.4	8:53:12.316





Red Bull Ring
Porsche Carrera Cup France
 Private test
Lap Analysis



76

Louis Perrot

Porsche 911 GT3 Cup

76

Louis Perrot

Porsche 911 GT3 Cup

Pro

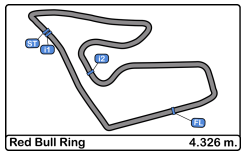
IMSA LS Group Performance

Pro

IMSA LS Group Performance

Lap	D	Time	Sector 1	Sector 2	Sector 3	T. Spd	Elapsed	Lap	D	Time	Sector 1	Sector 2	Sector 3	T. Spd	Elapsed
14		1:32.739	22.736	41.273	28.730	238.4	8:54:45.055	69		1:31.207	22.470	40.545	28.192	238.9	11:39:30.580
15		1:32.706	22.703	41.196	28.807	239.4	8:56:17.761	70		1:31.454	22.602	40.524	28.328	238.9	11:41:02.034
16		1:32.679	22.615	41.172	28.892	239.4	8:57:50.440	71		1:31.013	22.394	40.287	28.332	241.0	11:42:33.047
17		1:32.529	22.799	41.059	28.671	238.9	8:59:22.969	72		1:31.415	22.477	40.544	28.394	240.5	11:44:04.462
18		1:32.403	22.571	41.123	28.709	240.0	9:00:55.372	73		1:31.486	22.464	40.515	28.507	239.4	11:45:35.948
19		1:37.150	22.685	43.807	30.658	236.8	9:02:32.522	74		1:31.505	22.449	40.716	28.340	241.0	11:47:07.453
20		1:40.434	23.722	47.841	28.871	237.8	9:04:12.956	75		1:31.602	22.500	40.564	28.538	241.0	11:48:39.055
21		1:32.693	22.653	41.362	28.678	239.4	9:05:45.649	76		1:31.660	22.571	40.642	28.447	240.5	11:50:10.715
22		1:43.064 P	22.708	43.125	37.231	210.9	9:07:28.713	77		1:41.808 P	22.567	41.096	38.145	240.5	11:51:52.523
23		4:48.074	3:36.291	42.643	29.140	204.5	9:12:16.787	77 Jérémie Sarhy Porsche 911 GT3 Cup							
24		1:33.095	22.699	41.573	28.823	238.9	9:13:49.882								
25		1:32.532	22.710	41.188	28.634	240.0	9:15:22.414	Pro Racing Technology							
26		1:32.807	22.838	41.301	28.668	239.4	9:16:55.221								
27		1:32.319	22.560	40.985	28.774	239.4	9:18:27.540	1		8:30:22.160	8:28:47.749	58.706	35.705	144.0	8:30:22.160
28		1:32.442	22.600	41.052	28.790	241.0	9:19:59.982	2		1:51.677	32.237	47.627	31.813	177.3	8:32:13.837
29		1:33.743	22.561	41.905	29.277	241.0	9:21:33.725	3		1:39.944	24.634	44.849	30.461	184.9	8:33:53.781
30		1:41.985 P	22.521	42.951	36.513	241.6	9:23:15.710	4		1:37.062	24.044	43.237	29.781	210.9	8:35:30.843
31		37:21.836	35:53.365	52.735	35.736	161.4	10:00:37.546	5		1:35.534	23.511	42.304	29.719	228.8	8:37:06.377
32		1:45.931	29.324	45.992	30.615	183.0	10:02:23.477	6		1:34.979	23.185	42.329	29.465	235.8	8:38:41.356
33		1:34.109	23.383	41.756	28.970	226.8	10:03:57.586	7		1:34.514	23.056	41.982	29.476	239.4	8:40:15.870
34		1:31.883	22.571	40.784	28.528	239.4	10:05:29.469	8		1:33.882	22.942	41.590	29.350	240.0	8:41:49.752
35		1:32.067	22.677	40.995	28.395	238.4	10:07:01.536	9		1:43.243 P	23.021	41.728	38.494	239.4	8:43:32.995
36		1:31.217	22.385	40.503	28.329	240.5	10:08:32.753	10		3:44.045	2:32.894	42.132	29.019	201.1	8:47:17.040
37		1:32.631	22.445	41.901	28.285	240.0	10:10:05.384	11		1:33.659	23.101	41.630	28.928	237.8	8:48:50.699
38		1:31.626	22.456	40.662	28.508	241.0	10:11:37.010	12		1:33.733	23.051	41.574	29.108	238.4	8:50:24.432
39		1:31.373	22.448	40.472	28.453	240.5	10:13:08.383	13		1:33.505	22.982	41.382	29.141	238.9	8:51:57.937
40		1:34.334	22.459	41.851	30.024	241.0	10:14:42.717	14		1:33.640	22.892	41.426	29.322	240.5	8:53:31.577
41		2:45.655 P	28.008	1:12.997	1:04.650	121.6	10:17:28.372	15		1:33.390	22.975	41.600	28.815	240.0	8:55:04.967
42		8:51.343	7:36.594	43.278	31.471	219.5	10:26:19.715	16		1:32.890	22.815	41.259	28.816	241.0	8:56:37.857
43		1:32.441	22.828	41.034	28.579	237.8	10:27:52.156	17		1:32.890	22.718	41.465	28.707	240.5	8:58:10.747
44		1:32.525	22.562	41.044	28.919	240.0	10:29:24.681	18		1:43.438 P	22.729	41.344	39.365	241.0	8:59:54.185
45		1:32.343	22.964	40.845	28.534	240.0	10:30:57.024	19		3:38.809	2:27.176	42.501	29.132	187.1	9:03:32.994
46		1:32.796	22.678	41.010	29.108	241.0	10:32:29.820	20		1:33.460	22.692	41.648	29.120	241.0	9:05:06.454
47		1:32.163	22.557	41.001	28.605	240.5	10:34:01.983	21		1:32.605	22.791	41.102	28.712	241.0	9:06:39.059
48		1:40.461 P	22.550	40.990	36.921	240.5	10:35:42.444	22		1:33.313	22.628	41.393	29.292	242.1	9:08:12.372
49		5:12.970	4:02.160	41.891	28.919	205.3	10:40:55.414	23		1:33.117	22.671	41.271	29.175	241.0	9:09:45.489
50		1:32.774	22.614	41.296	28.864	238.9	10:42:28.188	24		1:32.670	22.749	41.161	28.760	241.6	9:11:18.159
51		1:32.828	23.164	41.064	28.600	237.8	10:44:01.016	25		1:34.135	22.710	42.191	29.234	241.6	9:12:52.294
52		1:32.028	22.584	40.787	28.657	239.4	10:45:33.044	26		1:32.618	22.640	41.108	28.870	241.0	9:14:24.912
53		1:31.997	22.562	41.095	28.340	240.0	10:47:05.041	27		1:51.236 P	24.261	47.829	39.146	172.8	9:16:16.148
54		1:32.071	22.461	40.980	28.630	241.6	10:48:37.112	28		25:55.135	24:25.265	53.599	36.271	126.9	9:42:11.283
55		1:32.074	22.613	40.744	28.717	241.0	10:50:09.186	29		1:43.895	28.386	45.645	29.864	204.1	9:43:55.178
56		1:38.637 P	22.552	40.748	35.337	240.5	10:51:47.823	30		1:34.057	23.027	41.738	29.292	237.8	9:45:29.235
57		21:06.885	19:54.013	43.853	29.019	201.1	11:12:54.708	31		1:33.563	22.911	41.739	28.913	236.8	9:47:02.798
58		1:34.013	23.768	41.534	28.711	232.2	11:14:28.721	32		1:33.243	22.882	41.483	28.878	238.9	9:48:36.041
59		1:33.449	22.705	41.167	29.577	238.9	11:16:02.170	33		1:32.769	22.810	41.120	28.839	238.9	9:50:08.810
60		1:32.461	22.753	41.038	28.670	238.9	11:17:34.631	34		1:32.201	22.655	40.911	28.635	240.0	9:51:41.011
61		1:32.403	22.633	41.083	28.687	238.9	11:19:07.034	35		1:32.229	22.638	40.890	28.701	240.0	9:53:13.240
62		1:32.391	22.593	40.914	28.884	240.5	11:20:39.425	36		1:31.993	22.549	40.804	28.640	240.5	9:54:45.233
63		1:32.499	22.540	40.980	28.979	241.0	11:22:11.924	37		1:46.428 P	24.119	41.068	41.241	237.3	9:56:31.661
64		1:32.203	22.747	40.793	28.663	238.9	11:23:44.127	38		10:01.943	8:49.801	43.016	29.126	190.1	10:06:33.604
65		1:40.680 P	22.701	41.165	36.814	238.9	11:25:24.807	39		1:32.937	22.818	41.327	28.792	237.8	10:08:06.541
66		9:17.149	7:54.135	49.467	33.547	179.4	11:34:41.956	40		1:34.313	22.676	42.930	28.707	238.9	10:09:40.854
67		1:41.184	28.441	42.870	29.873	197.0	11:36:23.140	41		1:32.357	22.600	40.947	28.810	239.4	10:11:13.211
68		1:36.233	22.850	41.128	32.255	238.4	11:37:59.373	42		1:32.174	22.629	40.807	28.738	240.0	10:12:45.385





Red Bull Ring
Porsche Carrera Cup France
 Private test
Lap Analysis



77

Jérémy Sarhy

Porsche 911 GT3 Cup

78

Dominique Bastien

Porsche 911 GT3 Cup

Pro Racing Technology Am Speedlover

Lap D	Time	Sector 1	Sector 2	Sector 3	T. Spd	Elapsed	Lap D	Time	Sector 1	Sector 2	Sector 3	T. Spd	Elapsed
43	1:44.434 P	22.744	40.889	40.801	239.4	10:14:29.819	20	1:36.559	23.384	43.068	30.107	234.7	9:55:37.611
44	6:29.881	5:16.888	43.596	29.397	169.5	10:20:59.700	21	1:36.485	23.604	42.632	30.249	234.7	9:57:14.096
45	1:33.028	22.757	41.108	29.163	238.9	10:22:32.728	22	1:35.648	23.262	42.340	30.046	236.3	9:58:49.744
46	1:32.252	22.683	40.794	28.775	240.0	10:24:04.980	23	1:45.187	24.140	48.779	32.268	227.8	10:00:34.931
47	1:43.111 P	22.658	41.011	39.442	240.0	10:25:48.091	24	1:36.721	23.449	42.873	30.399	235.2	10:02:11.652
48	7:07.336	5:56.298	42.027	29.011	201.4	10:32:55.427	25	1:39.422	23.369	45.338	30.715	231.7	10:03:51.074
49	1:32.903	22.694	41.195	29.014	240.0	10:34:28.330	26	1:37.610	23.234	43.605	30.771	236.3	10:05:28.684
50	1:32.110	22.534	40.929	28.647	240.0	10:36:00.440	27	1:36.588	23.317	43.406	29.865	227.3	10:07:05.272
51	1:32.073	22.595	40.765	28.713	241.0	10:37:32.513	28	1:36.655	23.109	43.036	30.510	231.7	10:08:41.927
52	1:41.777 P	22.732	41.732	37.313	239.4	10:39:14.290	29	1:50.574 P	23.215	43.892	43.467	237.3	10:10:32.501
53	6:27.045	5:15.220	42.883	28.942	189.1	10:45:41.335	30	17:02.785	15:45.824	46.161	30.800	200.0	10:27:35.286
54	1:32.265	22.704	40.970	28.591	238.9	10:47:13.600	31	1:37.550	23.835	43.276	30.439	229.7	10:29:12.836
55	1:32.526	22.612	40.901	29.013	240.0	10:48:46.126	32	1:36.964	23.453	43.026	30.485	235.2	10:30:49.800
56	1:42.753 P	22.586	41.109	39.058	240.5	10:50:28.879	33	1:40.123	23.502	44.976	31.645	234.2	10:32:29.923
57	21:16.259	19:46.991	54.692	34.576	124.2	11:11:45.138	34	1:39.326	26.040	43.219	30.067	221.3	10:34:09.249
58	1:46.236	28.189	47.823	30.224	196.0	11:13:31.374	35	1:36.656	23.415	42.934	30.307	233.7	10:35:45.905
59	1:33.928	23.245	41.679	29.004	235.2	11:15:05.302	36	1:36.385	23.332	43.022	30.031	225.9	10:37:22.290
60	1:32.068	22.675	40.967	28.426	238.9	11:16:37.370	37	1:35.737	23.191	42.700	29.846	237.8	10:38:58.027
61	1:31.733	22.628	40.513	28.592	239.4	11:18:09.103	38	1:36.038	23.224	43.159	29.655	236.8	10:40:34.065
62	1:32.109	22.662	40.896	28.551	238.9	11:19:41.212	39	1:36.123	23.107	43.248	29.768	237.3	10:42:10.188
63	1:31.767	22.481	40.753	28.533	239.4	11:21:12.979	40	1:35.918	23.165	42.623	30.130	238.4	10:43:46.106
64	1:45.022 P	22.599	40.672	41.751	238.9	11:22:58.001	41	1:36.428	23.654	43.318	29.456	236.3	10:45:22.534
65	14:01.876	12:50.556	42.436	28.884	181.5	11:36:59.877	42	1:35.002	23.237	42.266	29.499	235.8	10:46:57.536
66	1:31.883	22.643	40.800	28.440	236.3	11:38:31.760	43	1:34.739	23.098	42.180	29.461	237.3	10:48:32.275
67	1:32.697	22.677	41.352	28.668	237.8	11:40:04.457	44	1:52.176 P	23.194	42.678	46.304	236.8	10:50:24.451
68	1:41.392 P	22.665	40.639	38.088	238.4	11:41:45.849	45	32:10.640 P			32:56.944		11:22:35.091
69	5:06.007	3:54.560	42.719	28.728	196.0	11:46:51.856	46	2:09.006	48.237	48.383	32.386	176.7	11:24:44.097
70	1:32.027	22.572	40.879	28.576	239.4	11:48:23.883	47	1:41.280	25.848	44.950	30.482	211.7	11:26:25.377
71	1:39.490 P	22.571	40.833	36.086	240.0	11:50:03.373	48	1:37.390	23.450	42.736	31.204	234.7	11:28:02.767
72	4:00.199	2:49.813	41.663	28.723	206.5	11:54:03.572	49	1:36.058	23.684	42.426	29.948	234.7	11:29:38.825
73	1:32.367	22.701	40.907	28.759	237.8	11:55:35.939	50	1:36.364	23.267	43.271	29.826	236.8	11:31:15.189
74	1:46.651 P	22.727	40.838	43.086	238.9	11:57:22.590	51	1:35.211	23.203	42.211	29.797	236.8	11:32:50.400
							52	2:41.100	23.297	42.048	1:35.755	236.8	11:35:31.500
							53	2:16.635 P	33.632	55.585	47.418	164.8	11:37:48.135
							54	7:13.495	5:48.484	52.025	32.986	128.7	11:45:01.630
							55	1:40.430	24.739	44.962	30.729	213.8	11:46:42.060
							56	1:37.793	24.121	43.302	30.370	233.7	11:48:19.853
							57	1:43.283	23.609	48.763	30.911	226.4	11:50:03.136
							58	1:51.479	23.609	51.902	35.968	228.3	11:51:54.615
							59	1:37.286	23.842	43.428	30.016	232.7	11:53:31.901
							60	1:52.849 P	23.612	44.333	44.904	231.2	11:55:24.750

78

Dominique Bastien

Porsche 911 GT3 Cup

Am Speedlover

Lap D	Time	Sector 1	Sector 2	Sector 3	T. Spd	Elapsed	Lap D	Time	Sector 1	Sector 2	Sector 3	T. Spd	Elapsed
1	9:01:07.725	8:59:31.914	57.917	37.894	152.9	9:01:07.725	56	1:37.793	24.121	43.302	30.370	233.7	11:48:19.853
2	1:53.199	27.359	51.790	34.050	173.9	9:03:00.924	57	1:43.283	23.609	48.763	30.911	226.4	11:50:03.136
3	1:48.613	26.122	49.363	33.128	192.8	9:04:49.537	58	1:51.479	23.609	51.902	35.968	228.3	11:51:54.615
4	1:44.708	26.810	46.601	31.297	200.7	9:06:34.245	59	1:37.286	23.842	43.428	30.016	232.7	11:53:31.901
5	1:43.628	24.418	47.601	31.609	217.3	9:08:17.873	60	1:52.849 P	23.612	44.333	44.904	231.2	11:55:24.750
6	1:44.462	25.973	45.063	33.426	216.0	9:10:02.335							
7	1:40.404	24.086	45.172	31.146	212.1	9:11:42.739							
8	1:41.491	24.366	44.737	32.388	227.3	9:13:24.230							
9	1:39.467	23.758	43.901	31.808	223.1	9:15:03.697							
10	1:39.823	24.127	44.656	31.040	232.2	9:16:43.520							
11	1:38.816	23.748	44.161	30.907	229.7	9:18:22.336							
12	1:40.724	24.317	43.878	32.529	215.5	9:20:03.060							
13	1:38.771	23.727	43.609	31.435	232.2	9:21:41.831							
14	1:38.494	24.127	43.633	30.734	232.7	9:23:20.325							
15	1:57.071 P	24.243	45.371	47.457	209.7	9:25:17.396							
16	23:45.456	22:25.354	47.952	32.150	182.4	9:49:02.852							
17	1:41.806	25.393	45.166	31.247	229.2	9:50:44.658							
18	1:39.566	23.711	44.131	31.724	211.7	9:52:24.224							
19	1:36.828	23.442	43.213	30.173	235.2	9:54:01.052							

89

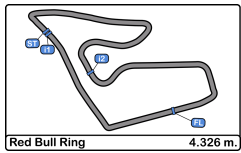
Bashar Mardini

Porsche 911 GT3 Cup

Pro-Am Tsunami RT

Lap D	Time	Sector 1	Sector 2	Sector 3	T. Spd	Elapsed
1	8:39:27.453	8:37:53.977	54.941	38.535	144.0	8:39:27.453
2	1:44.441	27.263	46.844	30.334	210.9	8:41:11.894
3	1:35.697	23.358	42.733	29.606	232.7	8:42:47.591
4	1:34.458	23.190	41.761	29.507	235.8	8:44:22.049
5	1:34.377	23.125	41.975	29.277	237.3	8:45:56.426
6	2:09.075	22.960	1:15.976	30.139	238.4	8:48:05.501
7	1:36.020	23.068	42.169	30.783	235.2	8:49:41.521
8	1:33.951	23.143	41.747	29.061	237.3	8:51:15.472
9	1:33.086	22.809	41.336	28.941	237.8	8:52:48.558
10	1:43.830 P	22.802	41.440	39.588	238.9	8:54:32.388





Red Bull Ring
Porsche Carrera Cup France
 Private test
Lap Analysis



89

Bashar Mardini

Porsche 911 GT3 Cup

89

Bashar Mardini

Porsche 911 GT3 Cup

Pro-Am							Tsunami RT							Pro-Am							Tsunami RT											
Lap	D	Time	Sector 1	Sector 2	Sector 3	T. Spd	Elapsed	Lap	D	Time	Sector 1	Sector 2	Sector 3	T. Spd	Elapsed	Lap	D	Time	Sector 1	Sector 2	Sector 3	T. Spd	Elapsed	Lap	D	Time	Sector 1	Sector 2	Sector 3	T. Spd	Elapsed	
11		5:18.744	4:07.222	42.288	29.234	224.0	8:59:51.132	66		1:33.166	22.746	41.698	28.722	235.8	11:47:52.846																	
12		1:33.662	22.858	41.669	29.135	237.3	9:01:24.794	67		1:32.946	22.649	41.257	29.040	239.4	11:49:25.792																	
13		1:33.277	22.857	41.243	29.177	237.3	9:02:58.071	68		1:31.997	22.599	40.884	28.514	238.4	11:50:57.789																	
14		1:33.411	22.867	41.549	28.995	238.4	9:04:31.482	69		1:32.051	22.644	40.830	28.577	237.3	11:52:29.840																	
15		1:32.969	22.854	41.300	28.815	237.8	9:06:04.451	70		2:13.668 P	27.491	57.274	48.903	142.6	11:54:43.508																	
16		1:33.296	22.859	41.433	29.004	238.9	9:07:37.747																									
17		1:45.161 P	22.910	41.685	40.566	238.4	9:09:22.908																									
18		11:33.296	10:06.493	52.895	33.908	127.9	9:20:56.204																									
19		1:37.830	24.959	43.347	29.524	222.2	9:22:34.034																									
20		1:33.314	22.954	41.489	28.871	236.3	9:24:07.348																									
21		1:32.715	23.388	40.700	28.627		9:25:40.063																									
22		1:34.910	23.761	41.537	29.612	233.2	9:27:14.973																									
23		1:32.315	22.720	40.900	28.695	237.8	9:28:47.288																									
24		1:32.169	22.828	40.856	28.485	237.3	9:30:19.457																									
25		2:09.780 P	22.654	1:05.012	42.114	238.4	9:32:29.237																									
26		4:40.982 P			5:23.096		9:37:10.219																									
27		40:43.188 P			46:06.284		10:17:53.407																									
28		3:06.820	1:47.390	48.464	30.966	177.3	10:21:00.227																									
29		1:35.305	24.035	42.072	29.198	231.7	10:22:35.532																									
30		1:33.149	23.040	41.286	28.823	235.2	10:24:08.681																									
31		1:32.555	22.831	41.176	28.548	237.3	10:25:41.236																									
32		1:32.789	22.959	41.168	28.662	237.8	10:27:14.025																									
33		1:32.573	22.897	40.994	28.682	236.3	10:28:46.598																									
34		1:33.772	22.815	41.840	29.117	237.3	10:30:20.370																									
35		1:33.066	22.846	41.149	29.071	236.8	10:31:53.436																									
36		1:41.666 P	22.883	41.105	37.678	236.8	10:33:35.102																									
37		7:47.748	6:35.755	42.781	29.212	220.4	10:41:22.850																									
38		1:33.327	22.948	41.459	28.920	237.3	10:42:56.177																									
39		1:32.879	22.806	41.171	28.902	237.3	10:44:29.056																									
40		1:32.659	22.768	41.117	28.774	238.4	10:46:01.715																									
41		1:32.965	22.896	41.139	28.930	237.3	10:47:34.680																									
42		1:33.565	22.786	41.712	29.067	237.8	10:49:08.245																									
43		1:32.557	22.793	41.078	28.686	238.4	10:50:40.802																									
44		1:32.473	22.718	41.081	28.674	237.8	10:52:13.275																									
45		1:32.639	22.798	41.165	28.676	237.3	10:53:45.914																									
46		3:37.767 P	2:15.760	42.847	39.160	218.6	10:57:23.681																									
47		8:53.354	7:41.315	42.952	29.087	207.6	11:06:17.035																									
48		1:32.993	22.821	41.377	28.795	237.8	11:07:50.028																									
49		1:32.608	22.700	41.197	28.711	237.8	11:09:22.636																									
50		1:32.414	22.656	41.014	28.744	238.9	11:10:55.050																									
51		1:41.252 P	22.728	41.170	37.354	238.4	11:12:36.302																									
52		4:14.238	2:55.374	47.299	31.565	168.7	11:16:50.540																									
53		1:39.994	23.284	45.889	30.821	234.7	11:18:30.534																									
54		1:32.351	22.848	40.908	28.595	237.3	11:20:02.885																									
55		1:34.584	22.588	40.803	31.193	237.8	11:21:37.469																									
56		1:32.115	22.726	40.812	28.577	238.4	11:23:09.584																									
57		1:47.498 P	22.519	42.886	42.093	239.4	11:24:57.082																									
58		7:35.415 P			8:17.508		11:32:32.497																									
59		4:31.708	3:09.908	50.429	31.371	165.8	11:37:04.205																									
60		1:34.702	23.522	42.171	29.009	227.8	11:38:38.907																									
61		1:32.290	22.764	40.898	28.628	237.3	11:40:11.197																									
62		1:32.239	22.753	40.911	28.575	237.8	11:41:43.436																									
63		1:32.161	22.770	40.806	28.585	237.8	11:43:15.597																									
64		1:31.936	22.713	40.803	28.420	238.9	11:44:47.533																									
65		1:32.147	22.704	40.630	28.813	239.4	11:46:19.680																									

96

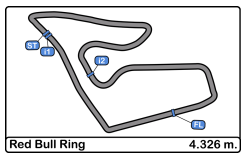
Zakhar Slutskii

Porsche 911 GT3 Cup

Pro

Target Compétition

Lap	D	Time	Sector 1	Sector 2	Sector 3	T. Spd	Elapsed
1		9:02:46.972	9:01:29.404	46.868	30.700	178.8	9:02:46.972
2		1:37.331	23.479	44.627	29.225	224.5	9:04:24.303
3		1:32.962	23.008	41.208	28.746	237.3	9:05:57.265
4		1:32.414	22.654	40.986	28.774	237.3	9:07:29.679
5		1:38.773 P	22.686	41.254	34.833	236.3	9:09:08.452
6		3:46.897	2:36.694	41.291	28.912	218.6	9:12:55.349
7		1:33.144	22.644	41.519	28.981	238.4	9:14:28.493
8		1:32.543	22.613	41.108	28.822		



Red Bull Ring
Porsche Carrera Cup France
 Private test
Lap Analysis



97

Artem Slutskii

Porsche 911 GT3 Cup **99**

Benjamin Paque

Porsche 911 GT3 Cup

Pro

Target Compétition

Pro

Forestier Racing CLRT

Lap	D	Time	Sector 1	Sector 2	Sector 3	T. Spd	Elapsed	Lap	D	Time	Sector 1	Sector 2	Sector 3	T. Spd	Elapsed
1		9:00:23.448	8:59:00.191	52.172	31.085	113.3	9:00:23.448	1		8:36:32.584	8:34:45.506	1:07.448	39.630	104.2	8:36:32.584
2		1:34.588	23.582	41.943	29.063	230.2	9:01:58.036	2		1:54.310	29.147	49.435	35.728	177.6	8:38:26.894
3		1:32.610	22.867	40.989	28.754	237.8	9:03:30.646	3		1:48.479	28.131	49.654	30.694	180.6	8:40:15.373
4		1:32.679	22.576	41.267	28.836	239.4	9:05:03.325	4		1:38.315	24.898	43.991	29.426	200.3	8:41:53.688
5		1:39.499 P	22.733	41.009	35.757	238.9	9:06:42.824	5		1:33.415	22.848	41.628	28.939	223.1	8:43:27.103
6		3:58.703	2:48.295	41.679	28.729	230.2	9:10:41.527	6		2:02.291 P	24.875	54.843	42.573	147.7	8:45:29.394
7		1:32.421	22.757	41.001	28.663	237.3	9:12:13.948	7		3:20.180	2:05.952	42.380	31.848	215.5	8:48:49.574
8		1:32.523	22.647	40.982	28.894	238.9	9:13:46.471	8		1:32.796	22.686	41.361	28.749	232.2	8:50:22.370
9		1:32.109	22.525	40.987	28.597	239.4	9:15:18.580	9		1:32.328	22.633	40.809	28.886	239.4	8:51:54.698
10		1:32.023	22.538	40.882	28.603	239.4	9:16:50.603	10		1:31.915	22.585	40.698	28.632	240.5	8:53:26.613
11		1:32.216	22.545	40.902	28.769	238.4	9:18:22.819	11		1:31.919	22.527	40.709	28.683	241.0	8:54:58.532
12		1:32.756	23.276	40.878	28.602	238.9	9:19:55.575	12		1:31.552	22.454	40.580	28.518	240.5	8:56:30.084
13		1:32.064	22.713	40.804	28.547	238.9	9:21:27.639	13		1:45.405 P	23.286	42.314	39.805	237.8	8:58:15.489
14		1:32.068	22.675	40.909	28.484	239.4	9:22:59.707	14		6:58.407	5:47.008	42.328	29.071	207.2	9:05:13.896
15		1:32.121	22.582	40.952	28.587	238.9	9:24:31.828	15		1:32.542	22.694	41.271	28.577	239.4	9:06:46.438
16		1:32.400	23.009	40.474	28.917		9:26:04.228	16		1:32.237	22.539	40.867	28.831	241.6	9:08:18.675
17		1:32.689	23.150	40.936	28.603	239.4	9:27:36.917	17		1:31.867	22.719	40.653	28.495	241.0	9:09:50.542
18		1:33.456	22.606	41.958	28.892	240.0	9:29:10.373	18		1:31.801	22.337	40.709	28.755	242.1	9:11:22.343
19		1:32.222	22.623	40.689	28.910	238.9	9:30:42.595	19		1:41.698 P	22.457	40.555	38.686	241.0	9:13:04.041
20		1:37.973 P	22.605	41.130	34.238	238.9	9:32:20.568	20		35:07.519	33:49.267	47.919	30.333	197.4	9:48:11.560
21		30:16.078	28:57.716	49.124	29.238	136.0	10:02:36.646	21		1:36.955	23.848	42.341	30.766	208.0	9:49:48.515
22		1:33.263	23.153	41.459	28.651	234.2	10:04:09.909	22		1:32.290	22.719	40.922	28.649	241.0	9:51:20.805
23		1:34.540	22.563	42.813	29.164	240.0	10:05:44.449	23		1:32.081	22.516	40.936	28.629	241.0	9:52:52.886
24		1:32.049	22.506	40.852	28.691	239.4	10:07:16.498	24		1:31.627	22.362	40.759	28.506	241.6	9:54:24.513
25		1:31.590	22.488	40.672	28.430	238.4	10:08:48.088	25		1:31.792	22.463	40.719	28.610	241.6	9:55:56.305
26		1:46.822 P	22.395	41.118	43.309	239.4	10:10:34.910	26		1:46.013 P	22.545	44.703	38.765	242.1	9:57:42.318
27		9:59.614	8:46.674	43.841	29.099	193.2	10:20:34.524	27		6:04.165	4:53.144	42.271	28.750	216.8	10:03:46.483
28		1:31.912	22.659	40.836	28.417	236.8	10:22:06.436	28		1:31.695	22.556	40.767	28.372	240.5	10:05:18.178
29		1:34.800	22.308	44.078	28.414	241.0	10:23:41.236	29		1:31.577	22.508	40.691	28.378	240.5	10:06:49.755
30		1:31.118	22.471	40.336	28.311	239.4	10:25:12.354	30		1:31.260	22.435	40.364	28.461	241.6	10:08:21.015
31		1:31.746	22.466	40.564	28.716	240.0	10:26:44.100	31		1:44.400 P	22.492	43.027	38.881	241.0	10:10:05.415
32		1:43.632 P	22.511	45.574	35.547	237.3	10:28:27.732	32		11:53.597	10:36.522	42.223	34.852	224.0	10:21:59.012
								33		1:34.935	22.563	43.750	28.622	239.4	10:23:33.947
								34		1:31.724	22.513	40.752	28.459	240.0	10:25:05.671
								35		1:31.794	22.426	40.615	28.753	241.0	10:26:37.465
								36		1:31.583	22.351	40.475	28.757	240.5	10:28:09.048
								37		1:43.150 P	22.572	40.611	39.967	240.0	10:29:52.198
								38		25:01.250	23:43.866	46.272	31.112	192.5	10:54:53.448
								39		9:23.224 P	8:00.476	41.387	41.361	240.5	11:04:16.672
								40		4:34.834	3:24.832	41.584	28.418	224.0	11:08:51.506
								41		1:33.437	23.543	41.569	28.325	235.8	11:10:24.943
								42		1:31.011	22.519	40.312	28.180	240.0	11:11:55.954
								43		1:31.826	22.584	40.754	28.488	231.2	11:13:27.780
								44		1:30.973	22.505	40.190	28.278	239.4	11:14:58.753
								45		1:43.467 P	22.500	43.803	37.164	240.0	11:16:42.220
								46		9:41.115	8:24.285	46.692	30.138	192.1	11:26:23.335
								47		1:36.056	22.938	43.732	29.386	223.6	11:27:59.391
								48		1:31.435	22.567	40.442	28.426	238.4	11:29:30.826
								49		1:34.380	22.422	40.430	31.528	239.4	11:31:05.206
								50		1:30.710	22.451	40.107	28.152	240.5	11:32:35.916
								51		1:30.915	22.419	40.219	28.277	240.5	11:34:06.831
								52		1:48.948 P	22.479	40.435	46.034	239.4	11:35:55.779





Red Bull Ring
Porsche Carrera Cup France
 Private test
Lap Analysis



911

Christophe Lapierre

Porsche 911 GT3 Cup

911

Christophe Lapierre

Porsche 911 GT3 Cup

Pro-Am

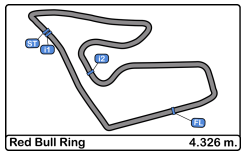
Martinet by Alm eras

Pro-Am

Martinet by Alm eras

Lap	D	Time	Sector 1	Sector 2	Sector 3	T. Spd	Elapsed	Lap	D	Time	Sector 1	Sector 2	Sector 3	T. Spd	Elapsed
1		8:33:02.843	8:31:37.910	50.778	34.155	150.8	8:33:02.843	56		1:33.621	22.983	41.488	29.150	235.2	11:26:16.031
2		1:44.155	25.161	47.272	31.722	181.5	8:34:46.998	57		2:00.871 P	24.318	50.889	45.664	185.2	11:28:16.902
3		1:38.893	23.910	44.106	30.877	206.1	8:36:25.891	58		6:37.345	5:21.263	43.882	32.200	170.3	11:34:54.247
4		1:38.539	24.061	43.708	30.770	181.8	8:38:04.430	59		1:34.125	23.067	41.636	29.422	231.2	11:36:28.372
5		1:37.005	23.718	42.934	30.353	222.6	8:39:41.435	60		1:33.660	23.039	41.348	29.273	234.2	11:38:02.032
6		1:36.487	23.519	42.519	30.449	228.3	8:41:17.922	61		1:54.268	22.859	1:02.122	29.287	233.2	11:39:56.300
7		1:37.223	23.484	43.227	30.512	213.8	8:42:55.145	62		1:40.845	25.674	45.170	30.001	172.5	11:41:37.145
8		1:36.263	23.710	42.362	30.191	226.8	8:44:31.408	63		1:35.947	23.632	42.627	29.688	206.5	11:43:13.092
9		1:35.585	23.413	42.037	30.135	230.2	8:46:06.993	64		1:33.260	22.865	41.378	29.017	232.7	11:44:46.352
10		1:49.750 P	23.306	42.571	43.873	219.9	8:47:56.743	65		1:32.915	22.958	41.010	28.947	236.8	11:46:19.267
11		4:05.207	2:51.215	43.052	30.940	195.6	8:52:01.950	66		1:39.575	22.956	43.817	32.802	236.8	11:47:58.842
12		1:35.912	23.766	42.275	29.871	223.6	8:53:37.862	67		1:33.029	22.985	41.062	28.982	236.8	11:49:31.871
13		1:35.307	23.354	42.163	29.790	227.8	8:55:13.169	68		2:08.986 P	31.175	54.068	43.743	116.2	11:51:40.857
14		1:34.991	23.342	41.797	29.852	228.3	8:56:48.160								
15		1:35.135	23.452	42.111	29.572	228.3	8:58:23.295								
16		1:40.384	23.150	41.903	35.331	221.7	9:00:03.679								
17		1:38.788	26.706	42.237	29.845	203.7	9:01:42.467								
18		1:34.803	23.267	41.850	29.686	225.4	9:03:17.270								
19		1:44.373 P	23.026	41.991	39.356	228.8	9:05:01.643								
20		6:27.598	5:09.359	47.932	30.307	149.5	9:11:29.241								
21		1:35.537	23.293	42.486	29.758	227.3	9:13:04.778								
22		1:34.695	23.327	41.701	29.667	231.2	9:14:39.473								
23		1:34.301	23.090	41.589	29.622	233.2	9:16:13.774								
24		1:34.444	22.949	41.813	29.682	231.7	9:17:48.218								
25		1:34.246	23.165	41.536	29.545	231.2	9:19:22.464								
26		1:46.862 P	23.335	41.784	41.743	233.2	9:21:09.326								
27		36:49.656 P			37:31.399		9:57:58.982								
28		3:57.570	2:35.562	49.921	32.087	125.1	10:01:56.552								
29		1:38.359	25.230	42.848	30.281	206.8	10:03:34.911								
30		1:35.950	23.222	42.337	30.391	234.7	10:05:10.861								
31		1:34.994	23.267	41.900	29.827	231.7	10:06:45.855								
32		1:34.050	23.019	41.766	29.265	234.2	10:08:19.905								
33		1:34.019	23.086	41.543	29.390	232.2	10:09:53.924								
34		1:33.970	22.962	41.510	29.498	229.7	10:11:27.894								
35		1:33.646	22.962	41.490	29.194	233.7	10:13:01.540								
36		1:50.695 P	23.038	45.638	42.019	228.8	10:14:52.235								
37		5:38.975	4:26.378	42.497	30.100	218.1	10:20:31.210								
38		1:34.479	23.313	41.867	29.299	230.7	10:22:05.689								
39		1:38.102	22.946	45.474	29.682	236.3	10:23:43.791								
40		1:33.587	22.987	41.379	29.221	232.2	10:25:17.378								
41		1:34.007	23.057	41.415	29.535	231.2	10:26:51.385								
42		1:34.127	23.062	41.475	29.590	233.2	10:28:25.512								
43		1:46.618 P	23.410	41.516	41.692	231.2	10:30:12.130								
44		31:42.184 P			32:23.876		11:01:54.314								
45		3:34.704	2:22.344	42.191	30.169	231.7	11:05:29.018								
46		1:35.054	23.469	41.956	29.629	232.7	11:07:04.072								
47		1:43.717 P	23.274	41.769	38.674	233.2	11:08:47.789								
48		4:55.747	3:37.531	46.296	31.920	174.4	11:13:43.536								
49		1:35.438	23.551	42.364	29.523	218.1	11:15:18.974								
50		1:34.378	23.257	41.502	29.619	234.2	11:16:53.352								
51		1:34.153	23.109	41.657	29.387	234.7	11:18:27.505								
52		1:33.554	23.002	41.131	29.421	234.7	11:20:01.059								
53		1:33.901	23.109	41.393	29.399	234.7	11:21:34.960								
54		1:33.472	23.131	41.317	29.024	235.2	11:23:08.432								
55		1:33.978	22.952	41.296	29.730	235.8	11:24:42.410								





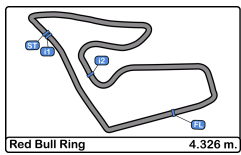
Red Bull Ring
Porsche Carrera Cup France
Private test



Best Sectors Results

Sector - 1			Sector - 2			Sector - 3			Ideal Lap vs Best Lap						
Clas	Nº	Driver	Time	Nº	Driver	Time	Nº	Driver	Time	Clas	Nº	Driver	Ideal Lap	Best Lap	Clas
1	97	Artem Slutskii	22.308	22	Alessandro Ghiretti	40.025	22	Alessandro Ghiretti	28.118	1	22	Alessandro Ghiretti	1:30.570	1:30.866	2
2	99	Benjamin Paque	22.337	99	Benjamin Paque	40.107	99	Benjamin Paque	28.152	2	99	Benjamin Paque	1:30.596	1:30.710	1
3	1	Marvin Klein	22.370	1	Marvin Klein	40.181	76	Louis Perrot	28.192	3	1	Marvin Klein	1:30.754	1:30.889	3
4	76	Louis Perrot	22.385	76	Louis Perrot	40.287	1	Marvin Klein	28.203	4	76	Louis Perrot	1:30.864	1:31.013	4
5	22	Alessandro Ghiretti	22.427	97	Artem Slutskii	40.336	96	Zakhar Slutskii	28.237	5	97	Artem Slutskii	1:30.955	1:31.118	5
6	96	Zakhar Slutskii	22.476	77	Jérémy Sarhy	40.513	5	Mathys Jaubert	28.247	6	96	Zakhar Slutskii	1:31.280	1:31.343	6
7	77	Jérémy Sarhy	22.481	5	Mathys Jaubert	40.530	97	Artem Slutskii	28.311	7	5	Mathys Jaubert	1:31.314	1:31.636	7
8	7	Jérôme Boullery	22.483	96	Zakhar Slutskii	40.567	7	Jérôme Boullery	28.349	8	77	Jérémy Sarhy	1:31.420	1:31.733	9
9	53	Arthur Mathieu	22.505	89	Bashar Mardini	40.630	29	Louis Rousset	28.380	9	89	Bashar Mardini	1:31.569	1:31.936	10
10	89	Bashar Mardini	22.519	27	Marlon Hernandez	40.638	89	Bashar Mardini	28.420	10	7	Jérôme Boullery	1:31.608	1:32.030	12
11	12	Ludovic Loeul	22.522	59	Maxence Maurice	40.671	77	Jérémy Sarhy	28.426	11	29	Louis Rousset	1:31.634	1:31.706	8
12	5	Mathys Jaubert	22.537	29	Louis Rousset	40.689	59	Maxence Maurice	28.540	12	27	Marlon Hernandez	1:31.803	1:31.983	11
13	29	Louis Rousset	22.565	56	Frédéric Ancel	40.747	38	Sébastien Dussollet	28.556	13	59	Maxence Maurice	1:31.888	1:32.062	13
14	27	Marlon Hernandez	22.586	7	Jérôme Boullery	40.776	27	Marlon Hernandez	28.579	14	53	Arthur Mathieu	1:31.992	1:32.420	18
15	56	Frédéric Ancel	22.591	38	Sébastien Dussollet	40.813	74	Victor Blugeon	28.580	15	38	Sébastien Dussollet	1:32.041	1:32.198	14
16	21	Fernando Monje	22.610	74	Victor Blugeon	40.815	21	Fernando Monje	28.614	16	74	Victor Blugeon	1:32.095	1:32.389	17
17	2	Marc Guillot	22.658	53	Arthur Mathieu	40.820	53	Arthur Mathieu	28.667	17	12	Ludovic Loeul	1:32.097	1:32.325	16
18	38	Sébastien Dussollet	22.672	12	Ludovic Loeul	40.908	12	Ludovic Loeul	28.667	18	56	Frédéric Ancel	1:32.151	1:32.309	15
19	59	Maxence Maurice	22.677	2	Marc Guillot	40.939	56	Frédéric Ancel	28.813	19	21	Fernando Monje	1:32.403	1:32.815	20
20	66	Gilles Colombani	22.679	911	Christophe Lapierre	41.010	73	Sébastien Poisson	28.825	20	2	Marc Guillot	1:32.454	1:32.672	19
21	73	Sébastien Poisson	22.698	21	Fernando Monje	41.179	2	Marc Guillot	28.857	21	73	Sébastien Poisson	1:32.778	1:33.174	22
22	74	Victor Blugeon	22.700	24	Alexandre Leroy	41.188	911	Christophe Lapierre	28.947	22	911	Christophe Lapierre	1:32.816	1:32.915	21
23	49	Karim Ajlani	22.815	66	Gilles Colombani	41.220	66	Gilles Colombani	29.133	23	66	Gilles Colombani	1:33.032	1:33.305	23
24	91	Christophe Lapierre	22.859	73	Sébastien Poisson	41.255	49	Karim Ajlani	29.204	24	24	Alexandre Leroy	1:33.482	1:33.772	24
25	24	Alexandre Leroy	22.885	49	Karim Ajlani	41.479	24	Alexandre Leroy	29.409	25	49	Karim Ajlani	1:33.498	1:34.024	25
26	78	Dominique Bastien	23.098	78	Dominique Bastien	42.048	78	Dominique Bastien	29.456	26	78	Dominique Bastien	1:34.602	1:34.739	26

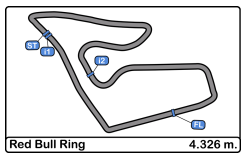




Red Bull Ring
Porsche Carrera Cup France
Private test
Best 5 Lap Times



Cls	N°	Driver	Nat	Cat	Cls	Team	Nat	Vehicle	Best 1		Best 2		Best 3		Best 4		Best 5	
									Time	Lap	Time	Lap	Time	Lap	Time	Lap	Time	Lap
1	99	Benjamin Paque		Pro	1	Forestier Racing CLRT		Porsche 911 GT3 Cup	1:30.710	50	1:30.915	51	1:30.973	44	1:31.011	42	1:31.260	30
2	22	Alessandro Ghiretti		Pro	2	Martinet by Alméras		Porsche 911 GT3 Cup	1:30.866	62	1:30.876	63	1:31.131	42	1:31.226	61	1:31.331	31
3	1	Marvin Klein		Pro	3	TFT Racing		Porsche 911 GT3 Cup	1:30.889	35	1:30.991	36	1:31.059	21	1:31.096	34	1:31.215	46
4	76	Louis Perrot		Pro	4	IMSA LS Group Performance		Porsche 911 GT3 Cup	1:31.013	71	1:31.207	69	1:31.217	36	1:31.373	39	1:31.415	72
5	97	Artem Slutskii		Pro	5	Target Compétition		Porsche 911 GT3 Cup	1:31.118	30	1:31.590	25	1:31.746	31	1:31.912	28	1:32.023	10
6	96	Zakhar Slutskii		Pro	6	Target Compétition		Porsche 911 GT3 Cup	1:31.343	31	1:32.023	9	1:32.055	23	1:32.105	15	1:32.143	30
7	5	Mathys Jaubert		Pro	7	TFT Racing		Porsche 911 GT3 Cup	1:31.636	46	1:31.694	34	1:31.752	33	1:31.811	45	1:31.818	43
8	29	Louis Rousset		Pro	8	Forestier Racing CLRT		Porsche 911 GT3 Cup	1:31.706	45	1:31.788	44	1:31.965	41	1:31.994	49	1:32.020	43
9	77	Jérémy Sarhy		Pro	9	Racing Technology		Porsche 911 GT3 Cup	1:31.733	61	1:31.767	63	1:31.883	66	1:31.993	36	1:32.027	70
10	89	Bashar Mardini		Pro-Am	1	Tsunami RT		Porsche 911 GT3 Cup	1:31.936	64	1:31.997	68	1:32.051	69	1:32.115	56	1:32.147	65
11	27	Marlon Hernandez		Pro	10	ABM		Porsche 911 GT3 Cup	1:31.983	52	1:32.021	51	1:32.133	50	1:32.167	62	1:32.203	63
12	7	Jérôme Boullery		Pro-Am	2	Racing Technology		Porsche 911 GT3 Cup	1:32.030	58	1:32.050	63	1:32.166	59	1:32.184	66	1:32.328	57
13	59	Maxence Maurice		Pro-Am	3	IMSA LS Group Performance		Porsche 911 GT3 Cup	1:32.062	41	1:32.380	60	1:32.383	61	1:32.461	38	1:32.540	40
14	38	Sébastien Dussolliet		Pro-Am	4	ABM		Porsche 911 GT3 Cup	1:32.198	75	1:32.201	74	1:32.509	79	1:32.517	72	1:32.616	71
15	56	Frédéric Ancel		Pro-Am	5	Porsche Lorient Racing		Porsche 911 GT3 Cup	1:32.309	68	1:32.501	67	1:32.577	6	1:32.598	61	1:32.709	63
16	12	Ludovic Loel		Am	1	Porsche Lorient Racing		Porsche 911 GT3 Cup	1:32.325	49	1:32.492	47	1:32.579	48	1:32.672	60	1:32.880	59
17	74	Victor Blugeon		Pro	11	ABM		Porsche 911 GT3 Cup	1:32.389	44	1:32.432	43	1:32.519	46	1:32.557	45	1:32.746	55
18	53	Arthur Mathieu		Pro	12	Martinet by Alméras		Porsche 911 GT3 Cup	1:32.420	48	1:32.454	27	1:32.619	47	1:32.701	40	1:32.714	24
19	2	Marc Guillot		Pro-Am	6	HERRERO Racing		Porsche 911 GT3 Cup	1:32.672	43	1:32.764	53	1:32.850	45	1:32.853	44	1:32.858	42
20	21	Fernando Monje		Pro	13	Martinet by Alméras		Porsche 911 GT3 Cup	1:32.815	44	1:32.841	26	1:32.938	45	1:32.948	25	1:32.952	53
21	911	Christophe Lapierre		Pro-Am	7	Martinet by Alméras		Porsche 911 GT3 Cup	1:32.915	65	1:33.029	67	1:33.260	64	1:33.472	54	1:33.554	52
22	73	Sébastien Poisson		Am	2	ABM		Porsche 911 GT3 Cup	1:33.174	72	1:33.269	64	1:33.319	63	1:33.419	61	1:33.444	62
23	66	Gilles Colombani		Am	3	Team Clairet Sport		Porsche 911 GT3 Cup	1:33.305	60	1:33.558	61	1:33.643	48	1:33.678	47	1:33.961	11
24	24	Alexandre Leroy		Am	4	TFT Racing		Porsche 911 GT3 Cup	1:33.772	41	1:33.815	52	1:34.056	43	1:34.502	51	1:34.552	42
25	49	Karim Ajlani		Am	5	ABM		Porsche 911 GT3 Cup	1:34.024	59	1:34.026	30	1:34.143	48	1:34.180	29	1:34.189	39
26	78	Dominique Bastien		Am	6	Speedlover		Porsche 911 GT3 Cup	1:34.739	43	1:35.002	42	1:35.211	51	1:35.648	22	1:35.737	37



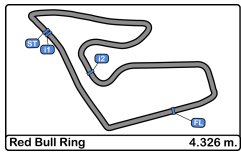
Red Bull Ring
Porsche Carrera Cup France
Private test
Best 5 Top Speeds



Top 1 Top 2 Top 3 Top 4 Top 5

Clas	N°	Driver	Nat	Cat	Cls	Team	Nat	Vehicle	Top 1		Top 2		Top 3		Top 4		Top 5		Avg	
									Km/h	Lap	Km/h	Lap	Km/h	Lap	Km/h	Lap	Km/h	Lap		
1	24	Alexandre Leroy		BEL	Am	1	TFT Racing		Porsche 911 GT3 Cup	246.0	46	238.4	30	238.4	43	237.8	25	237.3	53	239.6
2	1	Marvin Klein		FRA	Pro	1	TFT Racing		Porsche 911 GT3 Cup	242.1	19	242.1	20	240.5	15	240.5	21	240.5	40	241.1
3	77	Jérémy Sarhy		FRA	Pro	2	Racing Technology		Porsche 911 GT3 Cup	242.1	22	241.6	24	241.6	25	241.0	16	241.0	18	241.5
4	99	Benjamin Paque		BEL	Pro	3	Forestier Racing CLRT		Porsche 911 GT3 Cup	242.1	18	242.1	26	241.6	16	241.6	24	241.6	25	241.8
5	59	Maxence Maurice		FRA	Pro-Am	1	IMSA LS Group Performance		Porsche 911 GT3 Cup	241.6	18	240.0	17	240.0	22	240.0	33	240.0	38	240.3
6	76	Louis Perrot		FRA	Pro	4	IMSA LS Group Performance		Porsche 911 GT3 Cup	241.6	30	241.6	54	241.0	28	241.0	29	241.0	38	241.2
7	7	Jérôme Boullery		FRA	Pro-Am	2	Racing Technology		Porsche 911 GT3 Cup	241.0	52	240.5	16	240.5	22	240.5	47	240.0	15	240.5
8	53	Arthur Mathieu		FRA	Pro	5	Martinet by Alméras		Porsche 911 GT3 Cup	241.0	49	240.5	24	240.0	17	240.0	49	240.0	49	240.3
9	73	Sébastien Poisson		FRA	Am	2	ABM		Porsche 911 GT3 Cup	241.0	53	241.0	56	241.0	72	240.0	34	240.0	35	240.6
10	97	Artem Slutsii		ISR	Pro	6	Target Compétition		Porsche 911 GT3 Cup	241.0	29	240.0	18	240.0	23	240.0	31	239.4	4	240.1
11	2	Marc Guillot		FRA	Pro-Am	3	HERRERO Racing		Porsche 911 GT3 Cup	240.5	50	240.0	66	240.0	69	239.4	25	239.4	51	239.8
12	5	Mathys Jaubert		FRA	Pro	7	TFT Racing		Porsche 911 GT3 Cup	240.5	58	238.9	14	238.9	34	238.9	37	238.9	54	239.2
13	12	Ludovic Loeul		FRA	Am	3	Porsche Lorient Racing		Porsche 911 GT3 Cup	240.5	56	240.0	22	240.0	23	240.0	24	240.0	48	240.1
14	21	Fernando Monje		ESP	Pro	8	Martinet by Alméras		Porsche 911 GT3 Cup	240.5	25	240.0	23	240.0	67	239.4	18	239.4	24	239.8
15	22	Alessandro Ghiretti		FRA	Pro	9	Martinet by Alméras		Porsche 911 GT3 Cup	240.5	15	240.5	16	240.5	17	240.0	11	240.0	18	240.3
16	27	Marlon Hernandez		FRA	Pro	10	ABM		Porsche 911 GT3 Cup	240.5	28	240.5	53	240.0	29	239.4	20	239.4	21	240.0
17	29	Louis Rousset		FRA	Pro	11	Forestier Racing CLRT		Porsche 911 GT3 Cup	240.5	56	240.0	41	240.0	44	240.0	45	239.4	34	240.0
18	38	Sébastien Dussollet		FRA	Pro-Am	4	ABM		Porsche 911 GT3 Cup	240.5	56	240.0	59	240.0	59	240.0	75	239.4	37	240.0
19	96	Zakhar Slutsii		ISR	Pro	12	Target Compétition		Porsche 911 GT3 Cup	240.5	25	240.0	11	240.0	14	239.4	32	238.9	10	239.7
20	66	Gilles Colombani		FRA	Am	4	Team Clairet Sport		Porsche 911 GT3 Cup	240.0	25	240.0	44	240.0	48	239.4	43	239.4	47	239.7
21	56	Frédéric Ancel		FRA	Pro-Am	5	Porsche Lorient Racing		Porsche 911 GT3 Cup	239.4	48	238.9	5	238.9	22	238.9	50	238.4	49	238.9
22	89	Bashar Mardini		CAN	Pro-Am	6	Tsunami RT		Porsche 911 GT3 Cup	239.4	57	239.4	65	239.4	67	238.9	10	238.9	16	239.2
23	49	Karim Ajlani		CHE	Am	5	ABM		Porsche 911 GT3 Cup	238.9	66	237.8	49	237.3	29	237.3	30	237.3	49	237.7
24	74	Victor Blugeon		FRA	Pro	13	ABM		Porsche 911 GT3 Cup	238.9	22	238.9	23	238.9	48	238.9	58	238.4	56	238.8
25	78	Dominique Bastien		USA	Am	6	Speedlover		Porsche 911 GT3 Cup	238.4	40	237.8	37	237.3	29	237.3	39	237.3	43	237.6
26	911	Christophe Lapierre		FRA	Pro-Am	7	Martinet by Alméras		Porsche 911 GT3 Cup	236.8	65	236.8	66	236.8	67	236.3	39	235.8	55	236.5



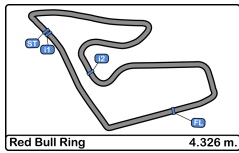


Red Bull Ring
Porsche Carrera Cup France
Private test
Fastest Laps Sequence



Lap	Time of Day	Session Time	N° Driver	Nat	Cat	Team	Nat	Vehicle	Time	Km/h
2	8:31:22.575	6:22.575	22 Alessandro Ghiretti	FRA	Pro	Martinet by Alméras	FRA	Porsche 911 GT3	1:42.262	152.2
3	8:33:00.810	8:00.810	22 Alessandro Ghiretti	FRA	Pro	Martinet by Alméras	FRA	Porsche 911 GT3	1:38.235	158.5
3	8:33:20.887	8:20.887	2 Marc Guillot	FRA	Pro-Am	HERRERO Racing	FRA	Porsche 911 GT3	1:38.111	158.7
3	8:34:07.063	9:07.063	76 Louis Perrot	FRA	Pro	IMSA LS Group Performance	FRA	Porsche 911 GT3	1:37.757	159.3
4	8:34:57.656	9:57.656	2 Marc Guillot	FRA	Pro-Am	HERRERO Racing	FRA	Porsche 911 GT3	1:36.769	160.9
4	8:35:42.632	10:42.632	76 Louis Perrot	FRA	Pro	IMSA LS Group Performance	FRA	Porsche 911 GT3	1:35.569	162.9
5	8:36:20.341	11:20.341	22 Alessandro Ghiretti	FRA	Pro	Martinet by Alméras	FRA	Porsche 911 GT3	1:34.785	164.3
5	8:37:17.051	12:17.051	76 Louis Perrot	FRA	Pro	IMSA LS Group Performance	FRA	Porsche 911 GT3	1:34.419	164.9
6	8:38:50.653	13:50.653	76 Louis Perrot	FRA	Pro	IMSA LS Group Performance	FRA	Porsche 911 GT3	1:33.602	166.3
8	8:41:57.318	16:57.318	76 Louis Perrot	FRA	Pro	IMSA LS Group Performance	FRA	Porsche 911 GT3	1:33.005	167.4
5	8:44:11.677	19:11.677	56 Frédéric Ancel	FRA	Pro-Am	Porsche Lorient Racing	FRA	Porsche 911 GT3	1:32.808	167.8
10	8:45:03.177	20:03.177	76 Louis Perrot	FRA	Pro	IMSA LS Group Performance	FRA	Porsche 911 GT3	1:32.801	167.8
6	8:45:44.254	20:44.254	56 Frédéric Ancel	FRA	Pro-Am	Porsche Lorient Racing	FRA	Porsche 911 GT3	1:32.577	168.2
6	8:46:42.690	21:42.690	1 Marvin Klein	FRA	Pro	TFT Racing	FRA	Porsche 911 GT3	1:32.389	168.5
9	8:51:19.916	26:19.916	1 Marvin Klein	FRA	Pro	TFT Racing	FRA	Porsche 911 GT3	1:31.718	169.7
12	8:56:30.084	31:30.084	99 Benjamin Paque	BEL	Pro	Forestier Racing CLRT	FRA	Porsche 911 GT3	1:31.552	170.1
19	9:20:00.564	55:00.564	1 Marvin Klein	FRA	Pro	TFT Racing	FRA	Porsche 911 GT3	1:31.223	170.7
21	9:23:04.243	58:04.243	1 Marvin Klein	FRA	Pro	TFT Racing	FRA	Porsche 911 GT3	1:31.059	171.0
35	10:41:46.031	2:16:46.031	1 Marvin Klein	FRA	Pro	TFT Racing	FRA	Porsche 911 GT3	1:30.889	171.3
50	11:32:35.916	3:07:35.916	99 Benjamin Paque	BEL	Pro	Forestier Racing CLRT	FRA	Porsche 911 GT3	1:30.710	171.6





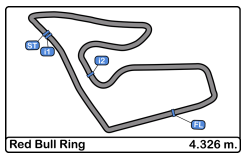
Red Bull Ring
Porsche Carrera Cup France
Private test



Event Best Maximum Speed

N°	Driver	Nat	Cat	Clas	Team	Nat	Vehicle	Km/h	Session
24	Alexandre Leroy		BEL	Am 1	TFT Racing		Porsche 911 GT3	246.0	Private test
77	Jérémy Sarhy		FRA	Pro 1	Racing Technology		Porsche 911 GT3	242.1	Private test
1	Marvin Klein		FRA	Pro 2	TFT Racing		Porsche 911 GT3	242.1	Private test
99	Benjamin Paque		BEL	Pro 3	Forestier Racing CLRT		Porsche 911 GT3	242.1	Private test
59	Maxence Maurice		FRA	Pro-3 1	IMSA LS Group Performance		Porsche 911 GT3	241.6	Private test
76	Louis Perrot		FRA	Pro 4	IMSA LS Group Performance		Porsche 911 GT3	241.6	Private test
97	Artem Slutskii		ISR	Pro 5	Target Compétition		Porsche 911 GT3	241.0	Private test
73	Sébastien Poisson		FRA	Am 2	ABM		Porsche 911 GT3	241.0	Private test
7	Jérôme Boullery		FRA	Pro-3 2	Racing Technology		Porsche 911 GT3	241.0	Private test
53	Arthur Mathieu		FRA	Pro 6	Martinet by Alméras		Porsche 911 GT3	241.0	Private test
22	Alessandro Ghiretti		FRA	Pro 7	Martinet by Alméras		Porsche 911 GT3	240.5	Private test
21	Fernando Monje		ESP	Pro 8	Martinet by Alméras		Porsche 911 GT3	240.5	Private test
96	Zakhar Slutskii		ISR	Pro 9	Target Compétition		Porsche 911 GT3	240.5	Private test
2	Marc Guillot		FRA	Pro-3 3	HERRERO Racing		Porsche 911 GT3	240.5	Private test
38	Sébastien Dussollet		FRA	Pro-3 4	ABM		Porsche 911 GT3	240.5	Private test
12	Ludovic Loeul		FRA	Am 3	Porsche Lorient Racing		Porsche 911 GT3	240.5	Private test
27	Marlon Hernandez		FRA	Pro 10	ABM		Porsche 911 GT3	240.5	Private test
29	Louis Rousset		FRA	Pro 11	Forestier Racing CLRT		Porsche 911 GT3	240.5	Private test
5	Mathys Jaubert		FRA	Pro 12	TFT Racing		Porsche 911 GT3	240.5	Private test
66	Gilles Colombani		FRA	Am 4	Team Clairet Sport		Porsche 911 GT3	240.0	Private test
56	Frédéric Ancel		FRA	Pro-3 5	Porsche Lorient Racing		Porsche 911 GT3	239.4	Private test
89	Bashar Mardini		CAN	Pro-3 6	Tsunami RT		Porsche 911 GT3	239.4	Private test
49	Karim Ajlani		CHE	Am 5	ABM		Porsche 911 GT3	238.9	Private test
74	Victor Blugeon		FRA	Pro 13	ABM		Porsche 911 GT3	238.9	Private test
78	Dominique Bastien		USA	Am 6	Speedlover		Porsche 911 GT3	238.4	Private test
911	Christophe Lapierre		FRA	Pro-3 7	Martinet by Alméras		Porsche 911 GT3	236.8	Private test





Red Bull Ring
Porsche Carrera Cup France
 Private test
Pit Stop Analysis



1 Marvin Klein Porsche 911 GT3 Cup
 Pro TFT Racing

N°	In Day Time	In Time	Out Time	Pit Time	T. Pit Time	Handicap	Diff.
1	8:39:28.030	8:39:28.030	8:42:04.214	2:36.184	2:36.184		
2	8:52:53.327	8:52:53.327	8:59:37.076	6:43.749	9:19.933		
3	9:07:27.364	9:07:27.364	9:13:30.996	6:03.632	15:23.565		
4	9:24:46.048	9:24:46.048	10:04:05.596	39:19.548	54:43.113		
5	10:05:56.008	10:05:56.008	10:14:23.789	8:27.781	1:03:10.894		
6	10:17:19.056	10:17:19.056	10:19:06.692	1:47.636	1:04:58.530		
7	10:27:04.166	10:27:04.166	10:31:59.579	4:55.413	1:09:53.943		
8	10:45:03.957	10:45:03.957	10:51:24.577	6:20.620	1:16:14.563		
9	11:02:45.074	11:02:45.074	11:17:15.680	14:30.606	1:30:45.169		

2 Marc Guillot Porsche 911 GT3 Cup
 Pro-Am HERRERO Racing

N°	In Day Time	In Time	Out Time	Pit Time	T. Pit Time	Handicap	Diff.
1	8:39:48.805	8:39:48.805	8:42:34.041	2:45.236	2:45.236		
2	8:58:23.508	8:58:23.508	9:06:19.320	7:55.812	10:41.048		
3	9:21:06.171	9:21:06.171	9:57:47.138	36:40.967	47:22.015		
4	10:10:39.331	10:10:39.331	10:19:16.139	8:36.808	55:58.823		
5	10:26:06.574	10:26:06.574	10:28:19.508	2:12.934	58:11.757		
6	10:39:23.895	10:39:23.895	10:43:11.668	3:47.773	1:01:59.530		
7	11:00:20.366	11:00:20.366	11:22:57.908	22:37.542	1:24:37.072		
8	11:24:43.640	11:24:43.640	11:26:36.516	1:52.876	1:26:29.948		
9	11:31:22.297	11:31:22.297	11:33:37.840	2:15.543	1:28:45.491		
10	11:44:40.496	11:44:40.496	11:46:51.391	2:10.895	1:30:56.386		

5 Mathys Jaubert Porsche 911 GT3 Cup
 Pro TFT Racing

N°	In Day Time	In Time	Out Time	Pit Time	T. Pit Time	Handicap	Diff.
1	8:39:29.867	8:39:29.867	8:42:08.426	2:38.559	2:38.559		
2	8:53:15.799	8:53:15.799	9:33:31.430	40:15.631	42:54.190		
3	9:43:03.570	9:43:03.570	9:52:03.527	8:59.957	51:54.147		
4	10:05:05.760	10:05:05.760	10:14:25.556	9:19.796	1:01:13.943		
5	10:17:20.724	10:17:20.724	10:19:08.342	1:47.618	1:03:01.561		
6	10:25:32.663	10:25:32.663	10:32:03.828	6:31.165	1:09:32.726		
7	10:41:56.211	10:41:56.211	10:51:26.468	9:30.257	1:19:02.983		
8	11:04:41.361	11:04:41.361	11:17:17.472	12:36.111	1:31:39.094		

7 Jérôme Boullery Porsche 911 GT3 Cup
 Pro-Am Racing Technology

N°	In Day Time	In Time	Out Time	Pit Time	T. Pit Time	Handicap	Diff.
1	8:35:05.952	8:35:05.952	8:37:11.711	2:05.759	2:05.759		
2	8:50:27.405	8:50:27.405	8:53:42.168	3:14.763	5:20.522		
3	9:07:58.701	9:07:58.701	9:14:17.868	6:19.167	11:39.689		
4	9:20:43.397	9:20:43.397	9:40:23.047	19:39.650	31:19.339		
5	9:51:47.745	9:51:47.745	9:56:57.288	5:09.543	36:28.882		
6	10:07:53.122	10:07:53.122	10:13:38.551	5:45.429	42:14.311		
7	10:15:23.796	10:15:23.796	10:19:17.567	3:53.771	46:08.082		
8	10:24:33.094	10:24:33.094	10:32:06.550	7:33.456	53:41.538		
9	10:43:12.129	10:43:12.129	10:47:37.490	4:25.361	58:06.899		
10	10:57:03.040	10:57:03.040	11:22:08.259	25:05.219	1:23:12.118		
11	11:35:07.167	11:35:07.167	11:38:15.832	3:08.665	1:26:20.783		

12 Ludovic Loeul Porsche 911 GT3 Cup
 Am Porsche Lorient Racing

N°	In Day Time	In Time	Out Time	Pit Time	T. Pit Time	Handicap	Diff.
1	8:40:46.511	8:40:46.511	8:41:14.233	27.722	27.722		
2	8:59:38.285	8:59:38.285	9:03:17.231	3:38.946	4:06.668		
3	9:26:09.841	9:26:09.841	9:41:04.441	14:54.600	19:01.268		
4	9:36:59.872	9:36:59.872	10:13:08.846	36:08.974	40:15.642		
5	10:08:05.656	10:08:05.656	10:19:33.827	11:28.171	15:34.839		
6	10:14:51.791	10:14:51.791	10:42:46.676	27:54.885	32:01.553		
7	10:28:55.606	10:28:55.606	10:56:00.443	27:04.837	31:11.505		
8	10:50:50.295	10:50:50.295	11:19:38.416	28:48.121	32:54.789		
9	11:17:04.091	11:17:04.091	11:40:44.878	23:40.787	27:47.455		

21 Fernando Monje Porsche 911 GT3 Cup
 Pro Martinet by Alméras

N°	In Day Time	In Time	Out Time	Pit Time	T. Pit Time	Handicap	Diff.
1	8:51:57.456	8:51:57.456	8:58:02.550	6:05.094	6:05.094		
2	9:10:57.475	9:10:57.475	9:14:49.166	3:51.691	9:56.785		
3	9:27:23.945	9:27:23.945	10:13:50.295	46:26.350	56:23.135		
4	10:12:33.276	10:12:33.276	10:18:50.376	6:17.100	16:13.885		
5	10:16:01.633	10:16:01.633	10:33:06.421	17:04.788	27:01.573		
6	10:30:17.752	10:30:17.752	10:51:43.954	21:26.202	31:22.987		
7	10:47:32.648	10:47:32.648	11:19:15.879	31:43.231	41:40.016		
8	10:59:51.459	10:59:51.459	11:37:18.344	37:26.885	47:23.670		

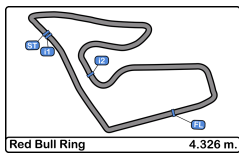
22 Alessandro Ghiretti Porsche 911 GT3 Cup
 Pro Martinet by Alméras

N°	In Day Time	In Time	Out Time	Pit Time	T. Pit Time	Handicap	Diff.
1	8:38:24.063	8:38:24.063	8:45:25.847	7:01.784	7:01.784		
2	8:53:08.975	8:53:08.975	9:00:38.040	7:29.065	14:30.849		
3	9:11:24.504	9:11:24.504	9:17:39.503	6:14.999	20:45.848		
4	9:27:13.836	9:27:13.836	9:59:27.511	32:13.675	52:59.523		
5	10:10:14.623	10:10:14.623	10:13:40.323	3:25.700	56:25.223		
6	10:15:21.565	10:15:21.565	10:18:46.424	3:24.859	59:50.082		
7	10:24:56.563	10:24:56.563	10:27:37.300	2:40.737	1:02:30.819		
8	10:39:01.604	10:39:01.604	11:12:57.738	33:56.134	1:36:26.953		
9	11:22:18.430	11:22:18.430	11:25:29.875	3:11.445	1:39:38.398		
10	11:31:37.019	11:31:37.019	11:33:31.255	1:54.236	1:41:32.634		
11	11:38:05.458	11:38:05.458	11:39:52.579	1:47.121	1:43:19.755		

24 Alexandre Leroy Porsche 911 GT3 Cup
 Am TFT Racing

N°	In Day Time	In Time	Out Time	Pit Time	T. Pit Time	Handicap	Diff.
1	8:55:59.275	8:55:59.275	9:01:30.226	5:30.951	5:30.951		
2	9:14:23.037	9:14:23.037	9:44:11.778	29:48.741	35:19.692		
3	9:58:39.646	9:58:39.646	10:06:34.929	7:55.283	43:14.975		
4	10:15:59.815	10:15:59.815	10:20:07.266	4:07.451	47:22.426		
5	10:36:07.091	10:36:07.091	10:56:53.664	20:46.573	1:08:08.999		
6	11:06:45.534	11:06:45.534	11:20:12.123	13:26.589	1:21:35.588		
7	11:06:45.534	11:06:45.534	11:36:36.215	29:50.681	1:37:59.680		





Red Bull Ring
Porsche Carrera Cup France
Private test
Pit Stop Analysis



27 Marlon Hernandez Porsche 911 GT3 Cup

Pro		ABM					
N°	In Day Time	In Time	Out Time	Pit Time	T. Pit Time	Handicap	Diff.
1	8:48:02.251	8:48:02.251	8:51:11.115	3:08.864	3:08.864		
2	9:00:33.493	9:00:33.493	9:03:39.359	3:05.866	6:14.730		
3	9:13:23.246	9:13:23.246	9:21:53.432	8:30.186	14:44.916		
4	9:34:23.640	9:34:23.640	10:03:08.106	28:44.466	43:29.382		
5	10:14:03.234	10:14:03.234	10:19:34.580	5:31.346	49:00.728		
6	10:27:22.372	10:27:22.372	10:32:07.451	4:45.079	53:45.807		
7	10:38:21.382	10:38:21.382	10:41:21.999	3:00.617	56:46.424		
8	10:52:19.555	10:52:19.555	11:00:06.742	7:47.187	1:04:33.611		
9	11:06:18.237	11:06:18.237	11:21:50.021	15:31.784	1:20:05.395		

29 Louis Rousset Porsche 911 GT3 Cup

Pro		Forestier Racing CLRT					
N°	In Day Time	In Time	Out Time	Pit Time	T. Pit Time	Handicap	Diff.
1	8:37:40.100	8:37:40.100	8:40:31.764	2:51.664	2:51.664		
2	8:51:38.006	8:51:38.006	8:54:18.913	2:40.907	5:32.571		
3	9:06:54.241	9:06:54.241	9:33:47.083	26:52.842	32:25.413		
4	9:44:46.089	9:44:46.089	9:47:28.459	2:42.370	35:07.783		
5	9:59:21.960	9:59:21.960	10:56:38.314	57:16.354	1:32:24.137		
6	11:07:37.333	11:07:37.333	11:09:51.603	2:14.270	1:34:38.407		
7	11:07:37.333	11:07:37.333	11:09:51.603	2:14.270	1:34:38.407		
8	11:25:33.130	11:25:33.130	11:29:53.859	4:20.729	1:38:59.136		

38 Sébastien Dussollet Porsche 911 GT3 Cup

Pro-Am		ABM					
N°	In Day Time	In Time	Out Time	Pit Time	T. Pit Time	Handicap	Diff.
1	8:57:06.391	8:57:06.391	8:59:27.913	2:21.522	2:21.522		
2	9:08:57.192	9:08:57.192	9:28:52.144	19:54.952	22:16.474		
3	9:57:35.126	9:57:35.126	10:02:49.249	5:14.123	27:30.597		
4	10:12:20.159	10:12:20.159	10:20:09.391	7:49.232	35:19.829		
5	10:26:32.204	10:26:32.204	10:42:48.534	16:16.330	51:36.159		
6	10:58:38.369	10:58:38.369	11:07:55.230	9:16.861	1:00:53.020		
7	11:17:24.687	11:17:24.687	11:22:18.600	4:53.913	1:05:46.933		
8	11:27:04.286	11:27:04.286	11:29:12.465	2:08.179	1:07:55.112		
9	11:42:06.441	11:42:06.441	11:48:04.142	5:57.701	1:13:52.813		

49 Karim Ajlani Porsche 911 GT3 Cup

Am		ABM					
N°	In Day Time	In Time	Out Time	Pit Time	T. Pit Time	Handicap	Diff.
1	8:52:57.859	8:52:57.859	8:56:09.214	3:11.355	3:11.355		
2	9:12:39.611	9:12:39.611	9:20:56.121	8:16.510	11:27.865		
3	9:39:09.748	9:39:09.748	10:24:27.544	45:17.796	56:45.661		
4	10:41:27.510	10:41:27.510	10:45:21.373	3:53.863	1:00:39.524		
5	10:58:16.924	10:58:16.924	11:03:12.314	4:55.390	1:05:34.914		
6	11:11:17.781	11:11:17.781	11:16:04.150	4:46.369	1:10:21.283		
7	11:11:17.781	11:11:17.781	11:43:37.358	32:19.577	1:37:54.491		

53 Arthur Mathieu Porsche 911 GT3 Cup

Pro		Martinet by Alméras					
N°	In Day Time	In Time	Out Time	Pit Time	T. Pit Time	Handicap	Diff.
1	8:53:29.794	8:53:29.794	8:58:38.361	5:08.567	5:08.567		
2	9:11:12.945	9:11:12.945	9:16:28.179	5:15.234	10:23.801		
3	9:29:06.824	9:29:06.824	10:14:01.138	44:54.314	55:18.115		
4	10:16:03.932	10:16:03.932	10:18:55.082	2:51.150	58:09.265		
5	10:29:51.992	10:29:51.992	10:32:50.335	2:58.343	1:01:07.608		
6	10:43:41.494	10:43:41.494	10:47:05.386	3:23.892	1:04:31.500		
7	11:02:46.434	11:02:46.434	11:17:29.079	14:42.645	1:19:14.145		
8	11:33:11.383	11:33:11.383	11:37:37.619	4:26.236	1:23:40.381		

56 Frédéric Ancel Porsche 911 GT3 Cup

Pro-Am		Porsche Lorient Racing					
N°	In Day Time	In Time	Out Time	Pit Time	T. Pit Time	Handicap	Diff.
1	8:47:21.102	8:47:21.102	8:53:49.282	6:28.180	6:28.180		
2	9:10:04.755	9:10:04.755	9:14:56.279	4:51.524	11:19.704		
3	9:27:44.997	9:27:44.997	9:43:48.153	16:03.156	27:22.860		
4	10:03:09.258	10:03:09.258	10:08:17.755	5:08.497	32:31.357		
5	10:14:59.215	10:14:59.215	10:21:28.275	6:29.060	39:00.417		
6	10:37:18.628	10:37:18.628	10:45:01.205	7:42.577	46:42.994		
7	10:51:30.018	10:51:30.018	10:56:10.875	4:40.857	51:23.851		
8	11:15:26.952	11:15:26.952	11:18:42.715	3:15.763	54:39.614		
9	11:28:12.380	11:28:12.380	11:33:08.362	4:55.982	59:35.596		

59 Maxence Maurice Porsche 911 GT3 Cup

Pro-Am		IMSA LS Group Performance					
N°	In Day Time	In Time	Out Time	Pit Time	T. Pit Time	Handicap	Diff.
1	8:38:59.491	8:38:59.491	8:40:41.647	1:42.156	1:42.156		
2	8:44:41.398	8:44:41.398	8:46:27.896	1:46.498	3:28.654		
3	8:59:38.866	8:59:38.866	9:02:08.062	2:29.196	5:57.850		
4	9:14:43.222	9:14:43.222	9:18:57.230	4:14.008	10:11.858		
5	9:34:39.679	9:34:39.679	9:57:30.498	22:50.819	33:02.677		
6	10:12:02.220	10:12:02.220	10:19:56.836	7:54.616	40:57.293		
7	10:34:43.853	10:34:43.853	10:39:54.497	5:10.644	46:07.937		
8	10:49:23.403	10:49:23.403	10:59:34.178	10:10.775	56:18.712		
9	11:13:58.507	11:13:58.507	11:20:05.515	6:07.008	1:02:25.720		
10	11:45:08.740	11:45:08.740	11:49:37.494	4:28.754	1:06:54.474		

66 Gilles Colombani Porsche 911 GT3 Cup

Am		Team Clairét Sport					
N°	In Day Time	In Time	Out Time	Pit Time	T. Pit Time	Handicap	Diff.
1	8:44:16.342	8:44:16.342	8:46:43.157	2:26.815	2:26.815		
2	8:56:21.023	8:56:21.023	9:18:04.023	21:43.000	24:09.815		
3	9:42:43.600	9:42:43.600	9:49:18.063	6:34.463	30:44.278		
4	9:58:07.897	9:58:07.897	10:09:20.640	11:12.743	41:57.021		
5	10:18:42.563	10:18:42.563	10:22:54.875	4:12.312	46:09.333		
6	10:43:57.066	10:43:57.066	11:18:58.384	35:01.318	1:21:10.651		
7	11:27:18.146	11:27:18.146	11:30:05.200	2:47.054	1:23:57.705		
8	11:43:44.863	11:43:44.863	11:47:49.080	4:04.217	1:28:01.922		





Red Bull Ring
Porsche Carrera Cup France
 Private test
Pit Stop Analysis



73 Sébastien Poisson Porsche 911 GT3 Cup

Am		ABM					
N°	In Day Time	In Time	Out Time	Pit Time	T. Pit Time	Handicap	Diff.
1	8:49:18.843	8:49:18.843	8:53:56.948	4:38.105	4:38.105		
2	9:13:01.795	9:13:01.795	9:22:24.911	9:23.116	14:01.221		
3	9:30:47.960	9:30:47.960	9:59:13.810	28:25.850	42:27.071		
4	10:15:20.945	10:15:20.945	10:24:10.301	8:49.356	51:16.427		
5	10:35:54.989	10:35:54.989	10:38:35.382	2:40.393	53:56.820		
6	10:56:03.173	10:56:03.173	11:26:12.284	30:09.111	1:24:05.931		
7	11:39:16.714	11:39:16.714	11:42:16.867	3:00.153	1:27:06.084		

74 Victor Blugeon Porsche 911 GT3 Cup

Pro		ABM					
N°	In Day Time	In Time	Out Time	Pit Time	T. Pit Time	Handicap	Diff.
1	8:45:28.645	8:45:28.645	8:45:52.687	24.042	24.042		
2	8:47:28.778	8:47:28.778	8:51:29.893	4:01.115	4:25.157		
3	9:04:04.010	9:04:04.010	9:14:13.182	10:09.172	14:34.329		
4	9:28:22.709	9:28:22.709	10:31:08.358	1:02:45.649	1:17:19.978		
5	10:44:05.866	10:44:05.866	10:49:36.341	5:30.475	1:22:50.453		
6	10:55:54.193	10:55:54.193	10:58:27.332	2:33.139	1:25:23.592		
7	11:04:44.610	11:04:44.610	11:07:52.090	3:07.480	1:28:31.072		
8	11:22:03.173	11:22:03.173	11:36:19.963	14:16.790	1:42:47.862		

76 Louis Perrot Porsche 911 GT3 Cup

Pro		IMSA LS Group Performance					
N°	In Day Time	In Time	Out Time	Pit Time	T. Pit Time	Handicap	Diff.
1	8:48:16.341	8:48:16.341	8:51:37.519	3:21.178	3:21.178		
2	9:07:24.079	9:07:24.079	9:10:41.989	3:17.910	6:39.088		
3	9:23:11.070	9:23:11.070	9:58:35.814	35:24.744	42:03.832		
4	10:17:22.269	10:17:22.269	10:24:43.018	7:20.749	49:24.581		
5	10:35:37.761	10:35:37.761	10:39:21.544	3:43.783	53:08.364		
6	10:51:43.105	10:51:43.105	11:11:17.986	19:34.881	1:12:43.245		
7	11:25:20.180	11:25:20.180	11:32:50.601	7:30.421	1:20:13.666		

77 Jérémy Sarhy Porsche 911 GT3 Cup

Pro		Racing Technology					
N°	In Day Time	In Time	Out Time	Pit Time	T. Pit Time	Handicap	Diff.
1	8:43:27.519	8:43:27.519	8:45:43.411	2:15.892	2:15.892		
2	8:59:47.756	8:59:47.756	9:01:58.066	2:10.310	4:26.202		
3	9:16:10.240	9:16:10.240	9:40:12.804	24:02.564	28:28.766		
4	9:56:24.218	9:56:24.218	10:04:57.679	8:33.461	37:02.227		
5	10:14:23.575	10:14:23.575	10:19:21.808	4:58.233	42:00.460		
6	10:25:41.668	10:25:41.668	10:31:20.170	5:38.502	47:38.962		
7	10:39:08.911	10:39:08.911	10:44:07.415	4:58.504	52:37.466		
8	10:50:22.729	10:50:22.729	11:09:46.803	19:24.074	1:12:01.540		
9	11:22:50.551	11:22:50.551	11:35:25.109	12:34.558	1:24:36.098		
10	11:41:40.130	11:41:40.130	11:45:17.538	3:37.408	1:28:13.506		
11	11:49:58.018	11:49:58.018	11:52:31.181	2:33.163	1:30:46.669		

78 Dominique Bastien Porsche 911 GT3 Cup

Am		Speedlover					
N°	In Day Time	In Time	Out Time	Pit Time	T. Pit Time	Handicap	Diff.
1	9:25:12.286	9:25:12.286	9:47:12.661	22:00.375	22:00.375		
2	10:10:27.879	10:10:27.879	10:25:51.190	15:23.311	37:23.686		
3	10:50:19.545	10:50:19.545	11:22:54.967	32:35.422	1:09:59.108		
4	11:37:43.123	11:37:43.123	11:43:04.971	5:21.848	1:15:20.956		

89 Bashar Mardini Porsche 911 GT3 Cup

Pro-Am		Tsunami RT					
N°	In Day Time	In Time	Out Time	Pit Time	T. Pit Time	Handicap	Diff.
1	8:54:27.729	8:54:27.729	8:58:16.855	3:49.126	3:49.126		
2	9:09:18.227	9:09:18.227	9:18:49.514	9:31.287	13:20.413		
3	9:32:24.549	9:32:24.549	10:19:11.452	46:46.903	1:00:07.316		
4	10:33:30.461	10:33:30.461	10:39:48.312	6:17.851	1:06:25.167		
5	10:57:19.051	10:57:19.051	11:04:38.862	7:19.811	1:13:44.978		
6	11:12:31.682	11:12:31.682	11:14:58.479	2:26.797	1:16:11.775		
7	11:24:51.513	11:24:51.513	11:35:07.910	10:16.397	1:26:28.172		

96 Zakhar Slutskii Porsche 911 GT3 Cup

Pro		Target Compétition					
N°	In Day Time	In Time	Out Time	Pit Time	T. Pit Time	Handicap	Diff.
1	9:09:03.838	9:09:03.838	9:11:22.665	2:18.827	2:18.827		
2	9:33:11.613	9:33:11.613	10:01:09.822	27:58.209	30:17.036		
3	10:10:34.827	10:10:34.827	10:18:59.463	8:24.636	38:41.672		
4	10:30:07.157	10:30:07.157	11:44:52.756	1:14:45.599	1:53:27.271		
5	11:51:07.038	11:51:07.038	11:53:03.272	1:56.234	1:55:23.505		

97 Artem Slutskii Porsche 911 GT3 Cup

Pro		Target Compétition					
N°	In Day Time	In Time	Out Time	Pit Time	T. Pit Time	Handicap	Diff.
1	9:06:38.184	9:06:38.184	9:09:09.517	2:31.333	2:31.333		
2	9:32:15.895	9:32:15.895	10:00:53.025	28:37.130	31:08.463		
3	10:10:29.883	10:10:29.883	10:18:57.953	8:28.070	39:36.533		

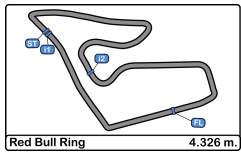
99 Benjamin Paque Porsche 911 GT3 Cup

Pro		Forestier Racing CLRT					
N°	In Day Time	In Time	Out Time	Pit Time	T. Pit Time	Handicap	Diff.
1	8:45:24.742	8:45:24.742	8:47:11.542	1:46.800	1:46.800		
2	8:58:10.818	8:58:10.818	9:03:36.339	5:25.521	7:12.321		
3	9:12:59.373	9:12:59.373	9:46:28.061	33:28.688	40:41.009		
4	9:57:37.447	9:57:37.447	10:02:10.550	4:33.103	45:14.112		
5	10:10:00.769	10:10:00.769	10:20:19.166	10:18.397	55:32.509		
6	10:29:47.363	10:29:47.363	10:53:08.705	23:21.342	1:18:53.851		
7	11:04:12.013	11:04:12.013	11:07:16.700	3:04.687	1:21:58.538		
8	11:16:37.349	11:16:37.349	11:24:40.650	8:03.301	1:30:01.839		

911 Christophe Lapierre Porsche 911 GT3 Cup

Pro-Am		Martinet by Alméras					
N°	In Day Time	In Time	Out Time	Pit Time	T. Pit Time	Handicap	Diff.
1	8:47:52.131	8:47:52.131	8:50:25.750	2:33.619	2:33.619		
2	9:04:56.948	9:04:56.948	9:09:45.263	4:48.315	7:21.934		
3	9:21:04.157	9:21:04.157	10:00:04.498	39:00.341	46:22.275		
4	10:14:47.376	10:14:47.376	10:18:56.638	4:09.262	50:31.537		
5	10:30:06.173	10:30:06.173	11:02:12.707	32:06.534	1:22:38.071		
6	11:08:42.999	11:08:42.999	11:11:58.798	3:15.799	1:25:53.870		
7	11:08:42.999	11:08:42.999	11:33:14.943	24:31.944	1:47:10.015		

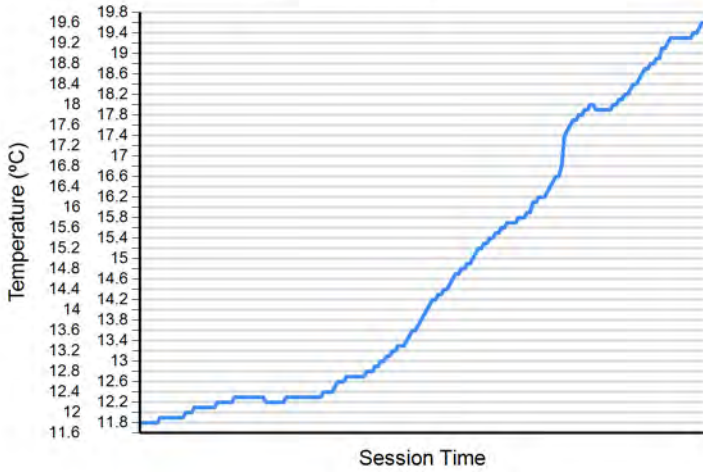




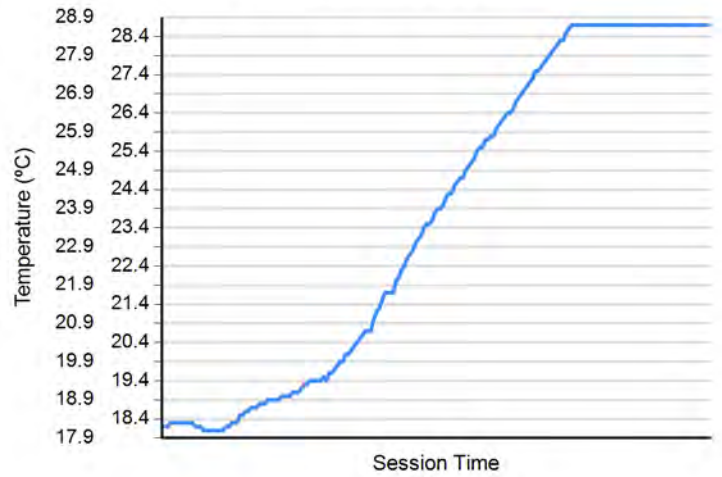
Red Bull Ring
 Porsche Carrera Cup France
 Private test
 Weather Report



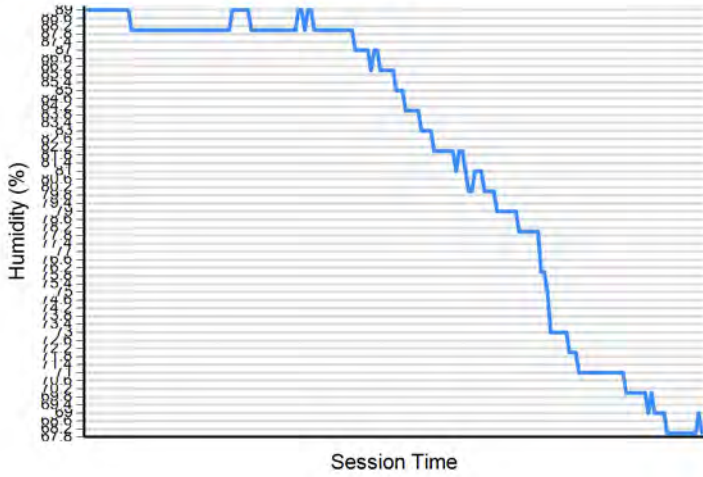
Air Temperature



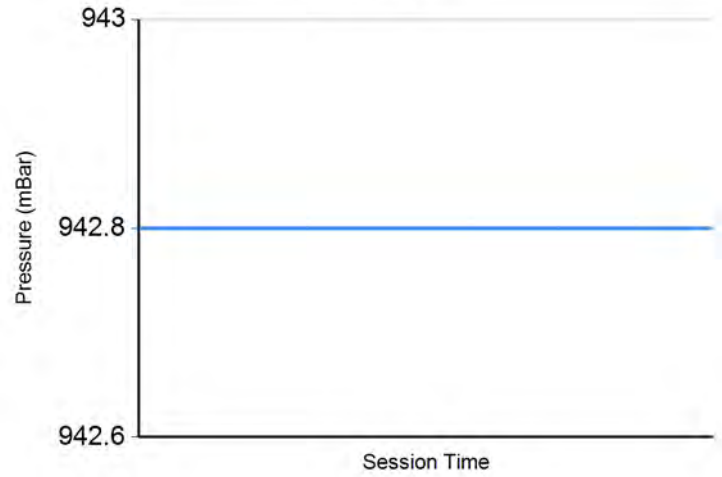
Track Temperature



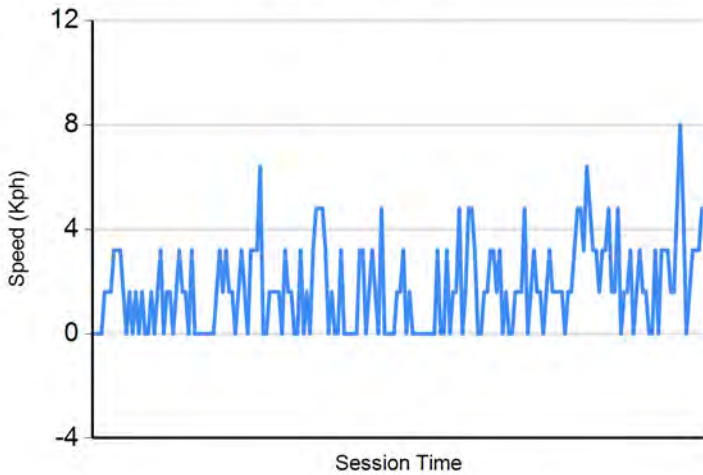
Humidity



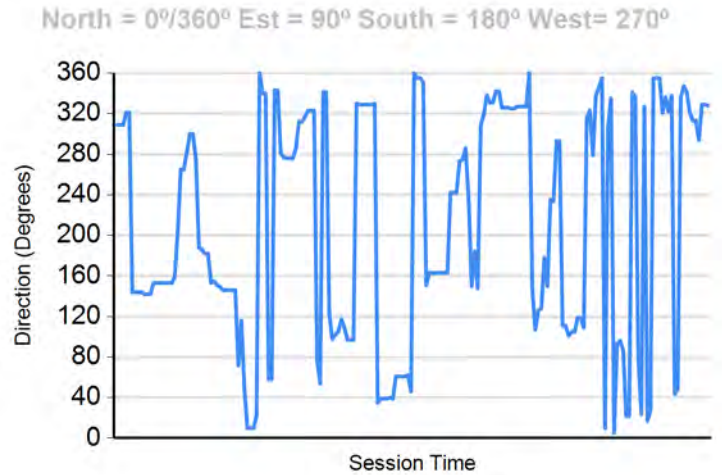
Pressure

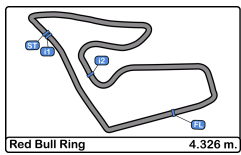


Wind Speed



Wind direction





Red Bull Ring
Porsche Carrera Cup France
Free Practice - 1
Provisional Results



Clas	Nº	Driver	Nat	Cat	Clas	Team	Nat	Vehicle	Laps	Best	Time	Gap	Interval	Km/h
1	98	Dorian Bocolacci	FRA	Pro	1	Forestier Racing CLRT	FRA	Porsche 911 GT3 Cup	22	18	1:31.673			169.8
2	22	Alessandro Ghiretti	FRA	Pro	2	Martinet by Alméras	FRA	Porsche 911 GT3 Cup	22	18	1:31.815	0.142	0.142	169.6
3	1	Marvin Klein	FRA	Pro	3	TFT Racing	FRA	Porsche 911 GT3 Cup	22	17	1:31.833	0.160	0.018	169.5
4	99	Benjamin Paque	BEL	Pro	4	Forestier Racing CLRT	FRA	Porsche 911 GT3 Cup	21	20	1:31.894	0.221	0.061	169.4
5	96	Zakhar Slutskii	ISR	Pro	5	Target Compétition	ITA	Porsche 911 GT3 Cup	16	10	1:32.010	0.337	0.116	169.2
6	97	Artem Slutskii	ISR	Pro	6	Target Compétition	ITA	Porsche 911 GT3 Cup	17	15	1:32.094	0.421	0.084	169.1
7	76	Louis Perrot	FRA	Pro	7	IMSA LS Group Performance	FRA	Porsche 911 GT3 Cup	23	15	1:32.208	0.535	0.114	168.8
8	5	Mathys Jaubert	FRA	Pro	8	TFT Racing	FRA	Porsche 911 GT3 Cup	18	16	1:32.461	0.788	0.253	168.4
9	27	Marlon Hernandez	FRA	Pro	9	ABM	FRA	Porsche 911 GT3 Cup	21	19	1:32.635	0.962	0.174	168.1
10	77	Jérémy Sarhy	FRA	Pro	10	Racing Technology	FRA	Porsche 911 GT3 Cup	20	19	1:32.762	1.089	0.127	167.8
11	7	Jérôme Boullery	FRA	Pro-Am	1	Racing Technology	FRA	Porsche 911 GT3 Cup	22	11	1:32.763	1.090	0.001	167.8
12	2	Marc Guillot	FRA	Pro-Am	2	HERRERO Racing	FRA	Porsche 911 GT3 Cup	24	20	1:32.825	1.152	0.062	167.7
13	921	Fernando Monje	ESP	Pro	11	Martinet by Alméras	FRA	Porsche 911 GT3 Cup	22	20	1:32.841	1.168	0.016	167.7
14	74	Victor Blugeon	FRA	Pro	12	ABM	FRA	Porsche 911 GT3 Cup	20	19	1:33.234	1.561	0.393	167.0
15	89	Bashar Mardini	CAN	Pro-Am	3	Tsunami RT	ITA	Porsche 911 GT3 Cup	24	14	1:33.268	1.595	0.034	166.9
16	73	Sébastien Poisson	FRA	Am	1	ABM	FRA	Porsche 911 GT3 Cup	24	18	1:33.363	1.690	0.095	166.8
17	53	Arthur Mathieu	FRA	Pro	13	Martinet by Alméras	FRA	Porsche 911 GT3 Cup	19	12	1:33.377	1.704	0.014	166.7
18	38	Sébastien Dussolliet	FRA	Pro-Am	4	ABM	FRA	Porsche 911 GT3 Cup	21	13	1:33.474	1.801	0.097	166.6
19	59	Maxence Maurice	FRA	Pro-Am	5	IMSA LS Group Performance	FRA	Porsche 911 GT3 Cup	20	13	1:33.530	1.857	0.056	166.5
20	29	Louis Rousset	FRA	Pro	14	Forestier Racing CLRT	FRA	Porsche 911 GT3 Cup	18	6	1:33.534	1.861	0.004	166.5
21	12	Ludovic Loeul	FRA	Am	2	Porsche Lorient Racing	FRA	Porsche 911 GT3 Cup	19	6	1:33.706	2.033	0.172	166.1
22	911	Christophe Lapierre	FRA	Pro-Am	6	Martinet by Alméras	FRA	Porsche 911 GT3 Cup	23	13	1:33.929	2.256	0.223	165.8
23	56	Frédéric Ancel	FRA	Pro-Am	7	Porsche Lorient Racing	FRA	Porsche 911 GT3 Cup	20	19	1:33.938	2.265	0.009	165.7
24	66	Gilles Colombani	FRA	Am	3	Team Clairet Sport	FRA	Porsche 911 GT3 Cup	23	21	1:34.084	2.411	0.146	165.5
25	24	Alexandre Leroy	BEL	Am	4	TFT Racing	FRA	Porsche 911 GT3 Cup	22	20	1:34.197	2.524	0.113	165.3
26	49	Karim Ajlani	CHE	Am	5	ABM	FRA	Porsche 911 GT3 Cup	24	13	1:34.561	2.888	0.364	164.6
27	8	Christian Jaquillard	CHE	Am	6	Racing Technology	FRA	Porsche 911 GT3 Cup	23	20	1:35.561	3.888	1.000	162.9
28	78	Dominique Bastien	USA	Am	7	Speedlover	BEL	Porsche 911 GT3 Cup	23	19	1:36.229	4.556	0.668	161.8

*** PENALTIES**

CARS #5 - #8 - #12 - #22 - #38 - #49 - #53 - #56 - #59 - #66 - #73 - #74 - #76 - #77 - 78 - #89 - #96 - #97 - #98 - #99 - #911 - #921 SOME LAP TIMES DELETED DUE TRACK

Published at:.....

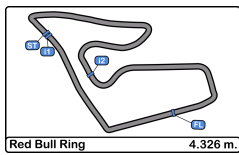
Track Temp: **33.7 °C** Air Temp: **20.0 °C** Humidity: **62 %** Track Status: **DRY**

Race Director:

Timekeeper:


 Luis Garcia
 JOB-1605-ESP/M





Red Bull Ring
Porsche Carrera Cup France
Free Practice - 1
Provisional Results by Category



Pro														
Clas	Nº	Driver	Nat	Cat	Clas	Team	Nat	Vehicle	Laps	Best	Time	Gap	Interval	Km/h
1	98	Dorian Bocolacci	FRA	Pro	1	Forestier Racing CLRT	FRA	Porsche 911 GT3 Cup	22	18	1:31.673			169.8
2	22	Alessandro Ghiretti	FRA	Pro	2	Martinet by Alméras	FRA	Porsche 911 GT3 Cup	22	18	1:31.815	0.142	0.142	169.6
3	1	Marvin Klein	FRA	Pro	3	TFT Racing	FRA	Porsche 911 GT3 Cup	22	17	1:31.833	0.160	0.018	169.5
4	99	Benjamin Paque	BEL	Pro	4	Forestier Racing CLRT	FRA	Porsche 911 GT3 Cup	21	20	1:31.894	0.221	0.061	169.4
5	96	Zakhar Slutskii	ISR	Pro	5	Target Compétition	ITA	Porsche 911 GT3 Cup	16	10	1:32.010	0.337	0.116	169.2
6	97	Artem Slutskii	ISR	Pro	6	Target Compétition	ITA	Porsche 911 GT3 Cup	17	15	1:32.094	0.421	0.084	169.1
7	76	Louis Perrot	FRA	Pro	7	IMSA LS Group Performance	FRA	Porsche 911 GT3 Cup	23	15	1:32.208	0.535	0.114	168.8
8	5	Mathys Jaubert	FRA	Pro	8	TFT Racing	FRA	Porsche 911 GT3 Cup	18	16	1:32.461	0.788	0.253	168.4
9	27	Marlon Hernandez	FRA	Pro	9	ABM	FRA	Porsche 911 GT3 Cup	21	19	1:32.635	0.962	0.174	168.1
10	77	Jérémy Sarhy	FRA	Pro	10	Racing Technology	FRA	Porsche 911 GT3 Cup	20	19	1:32.762	1.089	0.127	167.8
11	921	Fernando Monje	ESP	Pro	11	Martinet by Alméras	FRA	Porsche 911 GT3 Cup	22	20	1:32.841	1.168	0.079	167.7
12	74	Victor Blugeon	FRA	Pro	12	ABM	FRA	Porsche 911 GT3 Cup	20	19	1:33.234	1.561	0.393	167.0
13	53	Arthur Mathieu	FRA	Pro	13	Martinet by Alméras	FRA	Porsche 911 GT3 Cup	19	12	1:33.377	1.704	0.143	166.7
14	29	Louis Rousset	FRA	Pro	14	Forestier Racing CLRT	FRA	Porsche 911 GT3 Cup	18	6	1:33.534	1.861	0.157	166.5

Pro-Am														
Clas	Nº	Driver	Nat	Cat	Clas	Team	Nat	Vehicle	Laps	Best	Time	Gap	Interval	Km/h
1	7	Jérôme Boullery	FRA	Pro-Am	1	Racing Technology	FRA	Porsche 911 GT3 Cup	22	11	1:32.763			167.8
2	2	Marc Guillot	FRA	Pro-Am	2	HERRERO Racing	FRA	Porsche 911 GT3 Cup	24	20	1:32.825	0.062	0.062	167.7
3	89	Bashar Mardini	CAN	Pro-Am	3	Tsunami RT	ITA	Porsche 911 GT3 Cup	24	14	1:33.268	0.505	0.443	166.9
4	38	Sébastien Dussollet	FRA	Pro-Am	4	ABM	FRA	Porsche 911 GT3 Cup	21	13	1:33.474	0.711	0.206	166.6
5	59	Maxence Maurice	FRA	Pro-Am	5	IMSA LS Group Performance	FRA	Porsche 911 GT3 Cup	20	13	1:33.530	0.767	0.056	166.5
6	911	Christophe Lapierre	FRA	Pro-Am	6	Martinet by Alméras	FRA	Porsche 911 GT3 Cup	23	13	1:33.929	1.166	0.399	165.8
7	56	Frédéric Ancel	FRA	Pro-Am	7	Porsche Lorient Racing	FRA	Porsche 911 GT3 Cup	20	19	1:33.938	1.175	0.009	165.7

Am														
Clas	Nº	Driver	Nat	Cat	Clas	Team	Nat	Vehicle	Laps	Best	Time	Gap	Interval	Km/h
1	73	Sébastien Poisson	FRA	Am	1	ABM	FRA	Porsche 911 GT3 Cup	24	18	1:33.363			166.8
2	12	Ludovic Loeul	FRA	Am	2	Porsche Lorient Racing	FRA	Porsche 911 GT3 Cup	19	6	1:33.706	0.343	0.343	166.1
3	66	Gilles Colombani	FRA	Am	3	Team Clairet Sport	FRA	Porsche 911 GT3 Cup	23	21	1:34.084	0.721	0.378	165.5
4	24	Alexandre Leroy	BEL	Am	4	TFT Racing	FRA	Porsche 911 GT3 Cup	22	20	1:34.197	0.834	0.113	165.3
5	49	Karim Ajlani	CHE	Am	5	ABM	FRA	Porsche 911 GT3 Cup	24	13	1:34.561	1.198	0.364	164.6
6	8	Christian Jaquillard	CHE	Am	6	Racing Technology	FRA	Porsche 911 GT3 Cup	23	20	1:35.561	2.198	1.000	162.9
7	78	Dominique Bastien	USA	Am	7	Speedlover	BEL	Porsche 911 GT3 Cup	23	19	1:36.229	2.866	0.668	161.8

*** PENALTIES**

CARS #5 - #8 - #12 - #22 - #38 - #49 - #53 - #56 - #59 - #66 - #73 - #74 - #76 - #77 - 78 - #89 - #96 - #97 - #98 - #99 - #911 - #921 SOME LAP TIMES DELETED DUE TRACK

Published at:.....

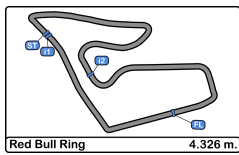
Track Temp: 33.7 °C Air Temp: 20.0 °C Humidity: 62 % Track Status: DRY

Race Director:

Timekeeper:

Luis Garcia
 JOB-1605-ESP/M





Red Bull Ring
Porsche Carrera Cup France
Free Practice - 1
Provisional Results by Class



Clas	Nº	Driver	Nat	Cat	Clas	Team	Nat	Vehicle	Laps	Best	Time	Gap	Interval	Km/h
1	98	Dorian Bocolacci	FRA			Forestier Racing CLRT	FRA	Porsche 911 GT3 Cup	22	18	1:31.673			169.8
2	22	Alessandro Ghiretti	FRA			Martinet by Alméras	FRA	Porsche 911 GT3 Cup	22	18	1:31.815	0.142	0.142	169.6
3	1	Marvin Klein	FRA			TFT Racing	FRA	Porsche 911 GT3 Cup	22	17	1:31.833	0.160	0.018	169.5
4	96	Zakhar Slutskii	ISR			Target Compétition	ITA	Porsche 911 GT3 Cup	16	10	1:32.010	0.337	0.177	169.2
5	97	Artem Slutskii	ISR			Target Compétition	ITA	Porsche 911 GT3 Cup	17	15	1:32.094	0.421	0.084	169.1
6	76	Louis Perrot	FRA			IMSA LS Group Performance	FRA	Porsche 911 GT3 Cup	23	15	1:32.208	0.535	0.114	168.8
7	77	Jérémy Sarhy	FRA			Racing Technology	FRA	Porsche 911 GT3 Cup	20	19	1:32.762	1.089	0.554	167.8
8	7	Jérôme Boullery	FRA			Racing Technology	FRA	Porsche 911 GT3 Cup	22	11	1:32.763	1.090	0.001	167.8
9	2	Marc Guillot	FRA			HERRERO Racing	FRA	Porsche 911 GT3 Cup	24	20	1:32.825	1.152	0.062	167.7
10	921	Fernando Monje	ESP			Martinet by Alméras	FRA	Porsche 911 GT3 Cup	22	20	1:32.841	1.168	0.016	167.7
11	74	Victor Blugeon	FRA			ABM	FRA	Porsche 911 GT3 Cup	20	19	1:33.234	1.561	0.393	167.0
12	89	Bashar Mardini	CAN			Tsunami RT	ITA	Porsche 911 GT3 Cup	24	14	1:33.268	1.595	0.034	166.9
13	73	Sébastien Poisson	FRA			ABM	FRA	Porsche 911 GT3 Cup	24	18	1:33.363	1.690	0.095	166.8
14	53	Arthur Mathieu	FRA			Martinet by Alméras	FRA	Porsche 911 GT3 Cup	19	12	1:33.377	1.704	0.014	166.7
15	38	Sébastien Dussolliet	FRA			ABM	FRA	Porsche 911 GT3 Cup	21	13	1:33.474	1.801	0.097	166.6
16	59	Maxence Maurice	FRA			IMSA LS Group Performance	FRA	Porsche 911 GT3 Cup	20	13	1:33.530	1.857	0.056	166.5
17	12	Ludovic Loeul	FRA			Porsche Lorient Racing	FRA	Porsche 911 GT3 Cup	19	6	1:33.706	2.033	0.176	166.1
18	911	Christophe Lapiere	FRA			Martinet by Alméras	FRA	Porsche 911 GT3 Cup	23	13	1:33.929	2.256	0.223	165.8
19	56	Frédéric Ancel	FRA			Porsche Lorient Racing	FRA	Porsche 911 GT3 Cup	20	19	1:33.938	2.265	0.009	165.7
20	66	Gilles Colombani	FRA			Team Clairet Sport	FRA	Porsche 911 GT3 Cup	23	21	1:34.084	2.411	0.146	165.5
21	24	Alexandre Leroy	BEL			TFT Racing	FRA	Porsche 911 GT3 Cup	22	20	1:34.197	2.524	0.113	165.3
22	49	Karim Ajlani	CHE			ABM	FRA	Porsche 911 GT3 Cup	24	13	1:34.561	2.888	0.364	164.6
23	8	Christian Jaquillard	CHE			Racing Technology	FRA	Porsche 911 GT3 Cup	23	20	1:35.561	3.888	1.000	162.9
24	78	Dominique Bastien	USA			Speedlover	BEL	Porsche 911 GT3 Cup	23	19	1:36.229	4.556	0.668	161.8

Rookie

Clas	Nº	Driver	Nat	Cat	Clas	Team	Nat	Vehicle	Laps	Best	Time	Gap	Interval	Km/h
1	99	Benjamin Paque	BEL	R	1	Forestier Racing CLRT	FRA	Porsche 911 GT3 Cup	21	20	1:31.894			169.4
2	5	Mathys Jaubert	FRA	R	2	TFT Racing	FRA	Porsche 911 GT3 Cup	18	16	1:32.461	0.567	0.567	168.4
3	27	Marlon Hernandez	FRA	R	3	ABM	FRA	Porsche 911 GT3 Cup	21	19	1:32.635	0.741	0.174	168.1
4	29	Louis Rousset	FRA	R	4	Forestier Racing CLRT	FRA	Porsche 911 GT3 Cup	18	6	1:33.534	1.640	0.899	166.5

*** PENALTIES**

CARS #5 - #8 - #12 - #22 - #38 - #49 - #53 - #56 - #59 - #66 - #73 - #74 - #76 - #77 - 78 - #89 - #96 - #97 - #98 - #99 - #911 - #921 SOME LAP TIMES DELETED DUE TRACK

Published at:.....

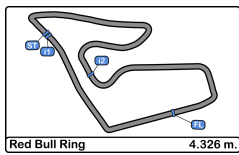
Track Temp: 33.7 °C Air Temp: 20.0 °C Humidity: 62 % Track Status: DRY

Race Director:

Timekeeper:

Luis Garcia
 JOB-1605-ESP/M





Red Bull Ring
Porsche Carrera Cup France
Free Practice - 1
Provisional 2 Fastest Lap Results



Clas	Nº	Driver	Nat	Cat	Clas	Team	Nat	Vehicle	Laps	Best	Time	Gap	Interval	Km/h
1	98	Dorian Bocolacci	FRA	Pro	1	Forestier Racing CLRT	FRA	Porsche 911 GT3 Cup	22	21	1:31.902			169.8
2	22	Alessandro Ghiretti	FRA	Pro	2	Martinet by Alméras	FRA	Porsche 911 GT3 Cup	22	19	1:31.984	0.082	0.082	169.6
3	1	Marvin Klein	FRA	Pro	3	TFT Racing	FRA	Porsche 911 GT3 Cup	22	11	1:32.003	0.101	0.019	169.5
4	99	Benjamin Paque	BEL	Pro	4	Forestier Racing CLRT	FRA	Porsche 911 GT3 Cup	21	18	1:32.107	0.205	0.104	169.4
5	97	Artem Slutskii	SER	Pro	5	Target Compétition	ITA	Porsche 911 GT3 Cup	17	10	1:32.160	0.258	0.053	169.1
6	76	Louis Perrot	FRA	Pro	6	IMSA LS Group Performance	FRA	Porsche 911 GT3 Cup	23	13	1:32.209	0.307	0.049	168.8
7	5	Mathys Jaubert	FRA	Pro	7	TFT Racing	FRA	Porsche 911 GT3 Cup	18	12	1:32.566	0.664	0.357	168.4
8	27	Marlon Hernandez	FRA	Pro	8	ABM	FRA	Porsche 911 GT3 Cup	21	17	1:32.692	0.790	0.126	168.1
9	7	Jérôme Boullery	FRA	Pro-Am	1	Racing Technology	FRA	Porsche 911 GT3 Cup	22	19	1:32.835	0.933	0.143	167.8
10	921	Fernando Monje	ESP	Pro	9	Martinet by Alméras	FRA	Porsche 911 GT3 Cup	22	19	1:32.859	0.957	0.024	167.7
11	96	Zakhar Slutskii	SER	Pro	10	Target Compétition	ITA	Porsche 911 GT3 Cup	16	8	1:32.900	0.998	0.041	169.2
12	2	Marc Guillot	FRA	Pro-Am	2	HERRERO Racing	FRA	Porsche 911 GT3 Cup	24	19	1:32.968	1.066	0.068	167.7
13	77	Jérémy Sarhy	FRA	Pro	11	Racing Technology	FRA	Porsche 911 GT3 Cup	20	11	1:33.027	1.125	0.059	167.8
14	89	Bashar Mardini	CAN	Pro-Am	3	Tsunami RT	ITA	Porsche 911 GT3 Cup	24	23	1:33.310	1.408	0.283	166.9
15	74	Victor Blugeon	FRA	Pro	12	ABM	FRA	Porsche 911 GT3 Cup	20	15	1:33.354	1.452	0.044	167.0
16	29	Louis Rousset	FRA	Pro	13	Forestier Racing CLRT	FRA	Porsche 911 GT3 Cup	18	7	1:33.546	1.644	0.192	166.5
17	38	Sébastien Dussolliet	FRA	Pro-Am	4	ABM	FRA	Porsche 911 GT3 Cup	21	17	1:33.546	1.644	0.000	166.6
18	53	Arthur Mathieu	FRA	Pro	14	Martinet by Alméras	FRA	Porsche 911 GT3 Cup	19	18	1:33.547	1.645	0.001	166.7
19	59	Maxence Maurice	FRA	Pro-Am	5	IMSA LS Group Performance	FRA	Porsche 911 GT3 Cup	20	10	1:33.583	1.681	0.036	166.5
20	73	Sébastien Poisson	FRA	Am	1	ABM	FRA	Porsche 911 GT3 Cup	24	21	1:33.623	1.721	0.040	166.8
21	12	Ludovic Loeul	FRA	Am	2	Porsche Lorient Racing	FRA	Porsche 911 GT3 Cup	19	9	1:33.814	1.912	0.191	166.1
22	911	Christophe Lapierre	FRA	Pro-Am	6	Martinet by Alméras	FRA	Porsche 911 GT3 Cup	23	19	1:34.042	2.140	0.228	165.8
23	56	Frédéric Ancel	FRA	Pro-Am	7	Porsche Lorient Racing	FRA	Porsche 911 GT3 Cup	20	13	1:34.294	2.392	0.252	165.7
24	66	Gilles Colombani	FRA	Am	3	Team Clairet Sport	FRA	Porsche 911 GT3 Cup	23	20	1:34.408	2.506	0.114	165.5
25	49	Karim Ajlani	CHE	Am	4	ABM	FRA	Porsche 911 GT3 Cup	24	19	1:34.567	2.665	0.159	164.6
26	24	Alexandre Leroy	BEL	Am	5	TFT Racing	FRA	Porsche 911 GT3 Cup	22	21	1:34.824	2.922	0.257	165.3
27	8	Christian Jaquillard	CHE	Am	6	Racing Technology	FRA	Porsche 911 GT3 Cup	23	19	1:35.720	3.818	0.896	162.9
28	78	Dominique Bastien	USA	Am	7	Speedlover	BEL	Porsche 911 GT3 Cup	23	7	1:36.328	4.426	0.608	161.8

*** PENALTIES**

CARS #5 - #8 - #12 - #22 - #38 - #49 - #53 - #56 - #59 - #66 - #73 - #74 - #76 - #77 - 78 - #89 - #96 - #97 - #98 - #99 - #911 - #921 SOME LAP TIMES DELETED DUE TRACK

Published at:.....

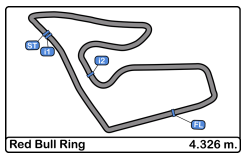
Track Temp: **33.7 °C** Air Temp: **20.0 °C** Humidity: **62 %** Track Status: **DRY**

Race Director:

Timekeeper:

Luis Garcia
 JOB-1605-ESP/M





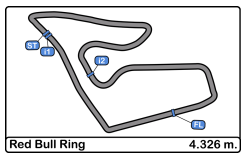
Red Bull Ring
Porsche Carrera Cup France
Free Practice - 1
Lap Analysis



1 Pro Marvin Klein Porsche 911 GT3 Cup TFT Racing							5 Pro Mathys Jaubert Porsche 911 GT3 Cup TFT Racing								
Lap	D	Time	Sector 1	Sector 2	Sector 3	T. Spd	Elapsed	Lap	D	Time	Sector 1	Sector 2	Sector 3	T. Spd	Elapsed
1		11:19:49.773	11:18:34.467	45.058	30.248	201.8	11:19:49.773	1		11:19:59.281	11:18:40.734	47.249	31.298	180.3	11:19:59.281
2		1:49.043	28.111	47.141	33.791	163.6	11:21:38.816	2		1:41.455	23.615	44.741	33.099	225.0	11:21:40.736
3		1:33.549	22.900	41.381	29.268	237.8	11:23:12.365	3		1:34.668	23.132	42.038	29.498	236.8	11:23:15.404
4		1:32.628	22.802	40.921	28.905	237.8	11:24:44.993	4		1:33.548	22.971	41.522	29.055	238.4	11:24:48.952
5		1:32.341	22.676	40.826	28.839	237.8	11:26:17.334	5		1:33.277	22.829	41.359	29.089	239.4	11:26:22.229
6		1:32.183	22.658	40.775	28.750	238.4	11:27:49.517	6		1:33.344	22.774	41.525	29.045	240.0	11:27:55.573
7		1:32.275	22.605	40.994	28.676	238.9	11:29:21.792	7		1:33.117	22.728	41.392	28.997	240.0	11:29:28.690
8		1:46.856 P	22.613	44.884	39.359	240.0	11:31:08.648	8		1:41.062 P	22.800	41.411	36.851	239.4	11:31:09.752
9		5:39.537	4:29.194	41.564	28.779	225.0	11:36:48.185	9		6:47.028	5:35.956	41.938	29.134	231.2	11:37:56.780
10		1:32.059	22.660	40.773	28.626	240.0	11:38:20.244	10		1:32.832	22.804	41.309	28.719	237.3	11:39:29.612
11		1:32.003	22.498	40.802	28.703	240.5	11:39:52.247	11		1:33.744	22.784	42.178	28.782	238.4	11:41:03.356
12		1:32.795	22.511	40.921	29.363	241.0	11:41:25.042	12		1:32.566	22.644	41.130	28.792	238.9	11:42:35.922
13		1:47.523 P	22.568	46.095	38.860	240.0	11:43:12.565	13		1:42.280 P	24.635	41.779	35.866	229.2	11:44:18.202
14		5:12.840	3:51.344	49.183	32.313	172.8	11:48:25.405	14		5:36.321	4:19.703	44.845	31.773	194.2	11:49:54.523
15		1:34.231	23.358	41.764	29.109	234.7	11:49:59.636	15		1:38.022	23.438	42.142	32.442	203.3	11:51:32.545
16		1:32.276	22.599	40.816	28.861	238.9	11:51:31.912	16		1:32.461	22.669	41.227	28.565	240.5	11:53:05.006
17		1:31.833	22.511	40.744	28.578	239.4	11:53:03.745	17		1:32.401	22.622	41.181	28.598	240.5	11:54:37.407
18		1:32.037	22.506	40.971	28.560	240.5	11:54:35.782	18		1:39.797 P	22.619	41.731	35.447	240.5	11:56:17.204

2 Pro-Am Marc Guillot Porsche 911 GT3 Cup HERRERO Racing							7 Pro-Am Jérôme Boullery Porsche 911 GT3 Cup Racing Technology								
Lap	D	Time	Sector 1	Sector 2	Sector 3	T. Spd	Elapsed	Lap	D	Time	Sector 1	Sector 2	Sector 3	T. Spd	Elapsed
1		11:20:44.959	11:19:20.747	51.628	32.584	155.3	11:20:44.959	1		11:20:21.320	11:18:56.146	52.567	32.607	164.8	11:20:21.320
2		1:40.755	24.913	45.318	30.524	185.5	11:22:25.714	2		1:38.749	24.218	44.205	30.326	203.3	11:22:00.069
3		1:35.905	23.279	42.350	30.276	233.2	11:24:01.619	3		1:35.581	23.411	42.751	29.419	235.8	11:23:35.650
4		1:36.181	23.337	42.668	30.176	226.4	11:25:37.800	4		1:33.998	22.974	41.761	29.263	237.8	11:25:09.648
5		1:34.569	22.907	42.008	29.654	235.8	11:27:12.369	5		1:33.612	22.840	41.638	29.134	237.3	11:26:43.260
6		1:35.766	24.207	42.050	29.509	221.7	11:28:48.135	6		1:34.444	22.829	41.553	30.062	238.4	11:28:17.704
7		1:33.697	22.808	41.626	29.263	240.0	11:30:21.832	7		1:33.580	22.975	41.396	29.209	238.4	11:29:51.284
8		1:33.566	22.825	41.468	29.273	237.3	11:31:55.398	8		1:44.778 P	23.140	41.277	40.361	238.4	11:31:36.062
9		1:33.689	22.976	41.482	29.231	237.8	11:33:29.087	9		5:31.902	4:20.461	42.159	29.282	223.1	11:37:07.964
10		1:41.821 P	22.961	41.636	37.224	237.8	11:35:10.908	10		1:33.469	22.902	41.534	29.033	237.3	11:38:41.433
11		5:05.032	3:51.857	43.901	29.274	213.0	11:40:15.940	11		1:32.763	22.678	41.089	28.996	237.3	11:40:14.196
12		1:33.718	22.858	41.537	29.323	238.4	11:41:49.658	12		1:33.059	22.783	41.297	28.979	239.4	11:41:47.255
13		1:33.494	22.893	41.399	29.202	237.8	11:43:23.152	13		1:34.260	22.760	41.957	29.543	237.3	11:43:21.515
14		1:40.902	24.651	45.134	31.117	166.6	11:45:04.054	14		1:33.419	22.947	41.452	29.020	233.7	11:44:54.934
15		1:33.697	22.937	41.402	29.358	238.4	11:46:37.751	15		1:43.675 P	22.942	41.520	39.213	237.8	11:46:38.609
16		1:48.497	26.717	49.452	32.328	172.8	11:48:26.248	16		4:25.188	3:13.783	42.333	29.072	196.7	11:51:03.797
17		1:34.722	23.584	41.824	29.314	232.7	11:50:00.970	17		1:33.336	22.870	41.339	29.127	238.9	11:52:37.133
18		1:33.257	22.830	41.313	29.114	240.0	11:51:34.227	18		1:33.288	22.755	41.395	29.138	240.5	11:54:10.421
19		1:32.968	22.678	41.092	29.198	240.0	11:53:07.195	19		1:32.835	22.756	41.189	28.890	240.0	11:55:43.256
20		1:32.825	22.720	41.112	28.993	240.0	11:54:40.020	20		1:32.934	22.678	41.210	29.046	241.0	11:57:16.190
21		1:33.152	22.714	41.204	29.234	239.4	11:56:13.172	21		1:33.050	22.762	41.229	29.059	239.4	11:58:49.240
22		1:34.034	23.313	41.375	29.346	239.4	11:57:47.206	22		2:09.073 P	26.531	51.356	51.186	171.4	12:00:58.313
23		1:33.360	22.907	41.034	29.419	239.4	11:59:20.566								
24		2:10.155 P	27.001	51.458	51.696	173.6	12:01:30.721								





Red Bull Ring
Porsche Carrera Cup France
Free Practice - 1
Lap Analysis



8

Christian Jaquillard

Porsche 911 GT3 Cup **22**

Alessandro Ghiretti

Porsche 911 GT3 Cup

Am

Racing Technology Pro

Martinet by Alméras

Lap	D	Time	Sector 1	Sector 2	Sector 3	T. Spd	Elapsed	Lap	D	Time	Sector 1	Sector 2	Sector 3	T. Spd	Elapsed
1		11:20:55.554	11:19:19.547	57.552	38.455	139.1	11:20:55.554	1		11:19:56.666	11:18:39.774	46.439	30.453	185.5	11:19:56.666
2		1:43.525	25.190	46.141	32.194	204.1	11:22:39.079	2		1:38.387	23.755	43.401	31.231	212.5	11:21:35.053
3		1:38.681	23.961	43.966	30.754	219.5	11:24:17.760	3		1:59.824	23.033	1:07.272	29.519	236.8	11:23:34.877
4		1:37.723	23.323	43.181	31.219	226.4	11:25:55.483	4		1:33.152	22.910	41.332	28.910	237.8	11:25:08.029
5		1:37.665	23.356	43.485	30.824	225.4	11:27:33.148	5		1:33.037	22.761	41.311	28.965	238.9	11:26:41.066
6		1:37.887	23.695	42.731	31.461	228.3	11:29:11.035	6		1:33.033	22.866	41.344	28.823	236.8	11:28:14.099
7		1:37.423	23.993	42.730	30.700	226.8	11:30:48.458	7		1:32.790	22.830	41.159	28.801	237.8	11:29:46.889
8		1:37.644	23.682	43.199	30.760	228.8	11:32:26.099	8		1:40.423 P	22.768	41.132	36.523	238.4	11:31:27.312
9		1:37.342	23.459	43.085	30.798	225.9	11:34:03.441	9		1:55.400	2:38.535	47.736	29.129	227.3	11:35:22.712
10		1:36.444	23.178	42.765	30.501	230.2	11:35:39.885	10		1:32.864	22.811	41.108	28.942	237.8	11:36:55.573
11		2:07.270 P	24.946	52.051	50.273	160.4	11:37:47.155	11		1:32.667	22.734	41.093	28.840	238.4	11:38:28.240
12		4:51.111	3:31.329	47.474	32.308	185.5	11:42:38.266	12		1:41.799 P	25.252	41.935	34.612	229.7	11:40:10.039
13		1:37.469	23.605	42.722	31.142	225.4	11:44:15.735	13		3:55.085	2:44.827	41.390	28.868	233.7	11:44:05.124
14		1:36.393	23.773	42.272	30.348	230.2	11:45:52.128	14		1:37.407 P	22.810	40.968	33.629	237.3	11:45:42.531
15		1:35.801	23.374	42.133	30.294	233.2	11:47:27.929	15		3:26.240	2:14.390	42.709	29.141	214.2	11:49:08.771
16		1:36.760	23.452	42.205	31.103	236.3	11:49:04.689	16		1:32.486	22.800	40.907	28.779	238.4	11:50:41.257
17		1:36.511	23.561	42.304	30.646	235.8	11:50:41.200	17		1:32.452	22.923	40.969	28.560	239.4	11:52:13.709
18		1:35.822	23.309	42.296	30.217	232.7	11:52:17.022	18		1:31.815	22.582	40.701	28.532	240.0	11:53:45.524
19		1:35.720	23.173	42.224	30.323	237.8	11:53:52.742	19		1:31.984	22.603	40.803	28.578	240.0	11:55:17.508
20		1:35.561	23.257	42.214	30.090	238.4	11:55:28.303	20		1:32.335	22.625	40.855	28.855	240.5	11:56:49.843
21		1:35.870	23.141	42.509	30.220	233.7	11:57:04.173	21		1:32.204	22.654	40.975	28.572	241.0	11:58:22.044
22		1:36.392	23.144	42.743	30.505	236.3	11:58:40.565	22		1:53.607	23.312	43.964	46.331	213.8	12:00:15.651
23		2:13.725 P	31.078	53.893	48.754	138.1	12:00:54.290								

12

Ludovic Loel

Porsche 911 GT3 Cup

Am

Alexandre Leroy

Porsche 911 GT3 Cup

TFT Racing

Am

Porsche Lorient Racing

Lap	D	Time	Sector 1	Sector 2	Sector 3	T. Spd	Elapsed	Lap	D	Time	Sector 1	Sector 2	Sector 3	T. Spd	Elapsed
1		11:20:29.563	11:19:02.706	52.529	34.328	145.5	11:20:29.563	1		11:20:36.526	11:19:10.539	50.896	35.091	154.7	11:20:36.526
2		1:42.584	26.007	45.737	30.840	194.9	11:22:12.147	2		1:44.390	25.841	46.325	32.224	194.9	11:22:20.916
3		1:35.403	23.215	42.335	29.853	235.8	11:23:47.550	3		1:39.247	23.699	43.891	31.657	214.2	11:24:00.163
4		1:34.664	23.123	41.822	29.719	237.3	11:25:22.214	4		1:38.518	23.912	43.019	31.587	233.7	11:25:38.681
5		1:34.763	22.817	42.686	29.260	237.8	11:26:56.977	5		1:37.447	23.997	42.782	30.668	223.6	11:27:16.128
6		1:33.706	23.030	41.485	29.191	238.9	11:28:30.683	6		1:36.007	23.417	42.536	30.054	237.3	11:28:52.135
7		1:36.434	24.553	42.418	29.463	223.6	11:30:07.117	7		1:35.288	23.093	42.207	29.988	234.7	11:30:27.423
8		1:34.405	23.159	41.711	29.535	237.3	11:31:41.522	8		1:35.679	23.351	41.855	30.473	236.3	11:32:03.102
9		1:33.814	23.015	41.536	29.263	237.3	11:33:15.336	9		1:36.424	23.861	42.356	30.207	234.7	11:33:39.526
10		1:33.885	23.197	41.293	29.395	236.3	11:34:49.221	10		1:49.263 P	23.528	42.628	43.107	214.2	11:35:28.789
11		1:45.023 P	22.942	41.694	40.387	237.3	11:36:34.244	11		4:41.338	3:28.039	42.831	30.468	208.0	11:40:10.127
12		6:36.608	5:17.393	48.742	30.473	175.6	11:43:10.852	12		1:35.761	23.492	41.976	30.293	236.8	11:41:45.888
13		1:38.161	23.331	42.805	32.025	232.2	11:44:49.013	13		1:36.351	23.154	42.683	30.514	237.3	11:43:22.239
14		1:34.223	22.969	41.921	29.333	236.8	11:46:23.236	14		1:35.283	23.200	42.028	30.055	233.7	11:44:57.522
15		1:34.187	22.931	42.045	29.211	237.3	11:47:57.423	15		1:34.984	23.098	41.820	30.066	239.4	11:46:32.506
16		1:34.602	22.991	41.379	30.322	238.4	11:49:32.115	16		1:43.336 P	23.343	42.386	37.607	230.7	11:48:15.842
17		1:41.395	23.225	41.626	36.544	237.3	11:51:13.510	17		3:43.624	2:28.969	44.071	30.584	193.5	11:51:59.466
18		7:29.686	6:17.446	42.709	29.531	223.6	11:58:43.196	18		1:35.669	23.422	41.994	30.253	236.8	11:53:35.135
19		2:13.656 P	29.445	53.533	50.678	133.1	12:00:56.852	19		1:35.040	23.459	41.857	29.724	221.3	11:55:10.175
20								20		1:34.197	22.933	41.470	29.794	238.9	11:56:44.372
21								21		1:34.824	23.269	41.635	29.920	237.8	11:58:19.196
22								22		2:04.848 P	28.159	51.636	45.053	174.7	12:00:24.044





Red Bull Ring
Porsche Carrera Cup France
Free Practice - 1
Lap Analysis



27

Marlon Hernandez

Porsche 911 GT3 Cup **38**

Sébastien Dussolliet

Porsche 911 GT3 Cup

Pro ABM Pro-Am ABM

Lap	D	Time	Sector 1	Sector 2	Sector 3	T. Spd	Elapsed	Lap	D	Time	Sector 1	Sector 2	Sector 3	T. Spd	Elapsed
1		11:20:37.535	11:19:19.643	47.090	30.802	177.0	11:20:37.535	1		11:20:26.264	11:18:59.937	53.412	32.915	160.2	11:20:26.264
2		1:37.468	24.126	43.748	29.594	210.1	11:22:15.003	2		1:41.868	25.009	45.816	31.043	201.4	11:22:08.132
3		1:39.880	22.945	41.632	29.303	237.8	11:23:48.883	3		1:35.410	23.372	42.499	29.539	232.7	11:23:43.542
4		1:33.602	22.941	41.629	29.032	238.9	11:25:22.485	4		1:34.292	22.992	41.906	29.394	238.4	11:25:17.834
5		1:33.919	22.773	42.058	29.088	238.9	11:26:56.404	5		1:33.797	22.978	41.711	29.108	238.4	11:26:51.631
6		1:33.441	22.899	41.556	28.986	237.8	11:28:29.845	6		1:33.818	22.928	41.792	29.098	238.4	11:28:25.449
7		1:33.055	22.820	41.146	29.089	238.9	11:30:02.900	7		1:33.634	22.838	41.758	29.038	238.9	11:29:59.083
8		1:39.227 P	22.843	41.318	35.066	238.4	11:31:42.127	8		1:33.673	23.006	41.544	29.123	239.4	11:31:32.756
9		6:27.115	5:15.813	41.886	29.416	233.2	11:38:09.242	9		1:43.646 P	22.952	41.673	39.021	238.4	11:33:16.402
10		1:33.186	22.812	41.376	28.998	239.4	11:39:42.428	10		6:30.016	5:16.886	42.486	30.644	235.2	11:39:46.418
11		1:32.716	22.804	40.975	28.937	238.9	11:41:15.144	11		1:33.964	23.094	41.634	29.236	237.3	11:41:20.382
12		1:32.791	22.764	41.089	28.938	238.9	11:42:47.935	12		1:33.649	22.935	41.578	29.136	237.8	11:42:54.031
13		1:34.409	22.707	41.273	30.429	239.4	11:44:22.344	13		1:33.474	22.825	41.436	29.213	238.9	11:44:27.505
14		1:42.611 P	22.801	41.202	38.608	238.9	11:46:04.955	14		1:33.621	22.823	41.546	29.252	240.0	11:46:01.126
15		5:05.746	3:54.729	41.792	29.225	231.2	11:51:10.701	15		1:33.666	22.953	41.583	29.130	238.4	11:47:34.792
16		1:33.127	22.824	41.318	28.985	239.4	11:52:43.828	16		1:34.728	22.897	42.276	29.555	230.7	11:49:09.520
17		1:32.692	22.760	41.015	28.917	239.4	11:54:16.520	17		1:33.546	22.864	41.549	29.133	240.0	11:50:43.066
18		1:32.871	22.635	41.166	29.070	240.0	11:55:49.391	18		1:43.066 P	22.807	41.818	38.441	240.5	11:52:26.132
19		1:32.635	22.806	41.011	28.818	239.4	11:57:22.026	19		4:23.112	3:10.292	43.091	29.729	232.2	11:56:49.244
20		1:33.325	22.719	41.270	29.336	239.4	11:58:55.351	20		1:35.159	23.214	42.636	29.309	224.5	11:58:24.403
21		2:07.133 P	23.578	49.701	53.854	180.9	12:01:02.484	21		2:04.645 P	26.327	48.644	46.674	174.7	12:00:26.048

29

Louis Rousset

Porsche 911 GT3 Cup **49**

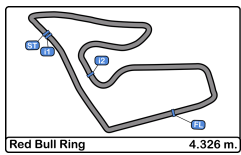
Karim Ajlani

Porsche 911 GT3 Cup

Pro Forestier Racing CLRT Am ABM

Lap	D	Time	Sector 1	Sector 2	Sector 3	T. Spd	Elapsed	Lap	D	Time	Sector 1	Sector 2	Sector 3	T. Spd	Elapsed
1		11:19:59.925	11:18:41.283	47.690	30.952	173.6	11:19:59.925	1		11:20:34.473	11:19:06.135	52.816	35.522	158.3	11:20:34.473
2		1:39.795	23.715	42.814	33.266	225.9	11:21:39.720	2		1:45.723	26.721	46.342	32.660	200.0	11:22:20.196
3		1:34.341	23.008	41.778	29.555	237.8	11:23:14.061	3		1:36.949	23.909	43.087	29.953	213.0	11:23:57.145
4		1:33.617	22.888	41.716	29.013	238.9	11:24:47.678	4		1:37.080	23.729	42.878	30.473	225.9	11:25:34.225
5		1:33.658	22.822	41.617	29.219	237.3	11:26:21.336	5		1:35.864	23.693	42.382	29.789	233.2	11:27:10.089
6		1:33.534	22.888	41.521	29.125	239.4	11:27:54.870	6		1:34.659	23.244	41.878	29.537	235.8	11:28:44.748
7		1:33.546	22.912	41.491	29.143	238.4	11:29:28.416	7		1:35.071	23.138	42.224	29.709	236.8	11:30:19.819
8		1:33.954	22.932	41.912	29.107	239.4	11:31:02.367	8		1:45.624 P	23.149	42.099	40.376	235.8	11:32:05.443
9		1:33.065	22.917	41.226	28.922	237.8	11:32:35.432	9		4:54.963	3:41.724	43.288	29.951	214.2	11:37:00.406
10		1:40.557 P	22.659	41.345	36.553	239.4	11:34:15.989	10		1:35.503	23.241	42.558	29.704	235.2	11:38:35.909
11		6:43.408	5:28.029	45.508	29.871	218.1	11:40:59.397	11		1:34.913	23.039	42.118	29.756	230.2	11:40:10.822
12		1:34.764	23.250	42.273	29.241	221.7	11:42:34.161	12		1:35.395	23.266	42.223	29.906	232.2	11:41:46.217
13		1:32.904	22.899	41.231	28.864	236.3	11:44:07.155	13		1:34.561	23.103	41.855	29.603	238.9	11:43:20.778
14		1:33.177	22.868	41.178	29.131	238.4	11:45:40.332	14		1:35.920	23.352	42.785	29.783	236.3	11:44:56.698
15		1:32.664	22.904	40.971	28.786	237.8	11:47:12.993	15		1:35.202	23.156	41.888	30.158	237.8	11:46:31.900
16		1:33.648	22.841	41.207	29.600	238.4	11:48:46.641	16		1:35.694	23.544	42.218	29.929	235.8	11:48:07.591
17		1:32.757	22.700	41.069	28.988	239.4	11:50:19.398	17		1:35.537	23.213	42.624	29.700	223.6	11:49:43.128
18		1:44.339 P	22.988	41.096	40.255	237.8	11:52:03.737	18		1:34.728	23.218	41.965	29.545	236.8	11:51:17.856
								19		1:34.567	23.152	41.928	29.487	236.3	11:52:52.423
								20		1:34.952	23.257	41.922	29.773	235.8	11:54:27.375
								21		1:34.680	23.256	41.818	29.606	237.3	11:56:02.055
								22		1:37.086	23.114	41.738	32.234	238.4	11:57:39.141
								23		1:39.908	25.406	44.871	29.631	215.1	11:59:19.049
								24		2:10.382 P	26.732	52.368	51.282	155.1	12:01:29.431





Red Bull Ring
Porsche Carrera Cup France
Free Practice - 1
Lap Analysis



53

Arthur Mathieu

Porsche 911 GT3 Cup

59

Maxence Maurice

Porsche 911 GT3 Cup

Pro

Martinet by Alméras

Pro-Am

IMSA LS Group Performance

Lap	D	Time	Sector 1	Sector 2	Sector 3	T. Spd	Elapsed	Lap	D	Time	Sector 1	Sector 2	Sector 3	T. Spd	Elapsed
1		11:20:36.593	11:19:16.149	47.598	32.846	181.2	11:20:36.593	1		11:20:22.345	11:18:57.731	52.401	32.213	159.5	11:20:22.345
2		1:36.904	23.782	43.108	30.104	222.6	11:22:13.587	2		1:41.310	24.429	43.685	33.196	215.5	11:22:03.655
3		1:34.902	23.097	41.916	29.889	237.3	11:23:48.489	3		1:35.230	23.391	42.367	29.472	236.3	11:23:38.885
4		2:15.825	22.995	1:22.586	30.244	238.4	11:26:04.314	4		1:33.933	23.030	41.627	29.276	238.4	11:25:12.818
5		1:35.414	23.191	42.740	29.483	236.3	11:27:39.728	5		1:33.435	22.949	41.399	29.087	238.4	11:26:46.253
6		1:34.184	23.007	41.706	29.471	237.8	11:29:13.912	6		1:33.318	22.968	41.342	29.008	238.4	11:28:19.571
7		1:34.773	23.046	41.665	30.062	237.8	11:30:48.685	7		1:33.758	22.908	41.390	29.460	239.4	11:29:53.329
8		1:37.600	23.586	43.242	30.772	237.8	11:32:26.285	8		1:43.224 P	23.081	41.335	38.808	231.2	11:31:36.553
9		1:39.584 P	23.339	41.928	34.317	237.8	11:34:05.869	9		4:55.403	3:44.053	42.141	29.209	215.1	11:36:31.956
10		5:41.830	4:23.592	46.076	32.162	205.3	11:39:47.699	10		1:33.583	23.077	41.516	28.990	236.8	11:38:05.539
11		1:34.570	23.669	41.676	29.225	236.8	11:41:22.269	11		1:33.254	22.858	41.264	29.129	237.8	11:39:38.790
12		1:33.377	22.843	41.502	29.032	237.8	11:42:55.646	12		1:33.609	22.857	41.446	29.306	235.2	11:41:12.399
13		1:34.807	23.273	41.486	30.048	229.7	11:44:30.453	13		1:33.530	22.812	41.284	29.434	237.8	11:42:45.929
14		1:33.918	22.887	41.913	29.118	238.9	11:46:04.371	14		1:34.064	22.906	41.972	29.186	237.3	11:44:19.993
15		1:34.723	22.789	42.909	29.025	240.0	11:47:39.094	15		1:34.039	22.823	41.805	29.411	239.4	11:45:54.032
16		1:37.719 P	22.747	41.395	33.577	239.4	11:49:16.813	16		1:40.051 P	23.018	41.312	35.721	237.8	11:47:34.083
17		8:08.335	6:56.939	41.865	29.531	234.2	11:57:25.148	17		7:14.268	6:02.406	42.238	29.624	229.2	11:54:48.351
18		1:33.547	22.803	41.470	29.274	237.3	11:58:58.695	18		1:33.462	23.129	41.362	28.971	236.3	11:56:21.813
19		2:05.604 P	25.031	47.114	53.459	168.2	12:01:04.299	19		2:02.302	22.778	1:09.790	29.734	238.4	11:58:24.115
20								20		1:53.848 P	23.886	43.124	46.838	185.2	12:00:17.963

56

Frédéric Ancel

Porsche 911 GT3 Cup

66

Gilles Colombani

Porsche 911 GT3 Cup

Pro-Am

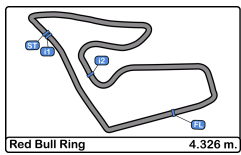
Porsche Lorient Racing

Am

Team Claret Sport

Lap	D	Time	Sector 1	Sector 2	Sector 3	T. Spd	Elapsed	Lap	D	Time	Sector 1	Sector 2	Sector 3	T. Spd	Elapsed
1		11:20:43.918	11:19:19.187	51.459	33.272	147.9	11:20:43.918	1		11:20:32.970	11:19:05.080	51.970	35.920	152.5	11:20:32.970
2		1:38.377	24.193	43.798	30.386	216.4	11:22:22.295	2		1:47.010	27.200	46.816	32.994	205.7	11:22:19.980
3		1:38.244	23.559	42.900	31.785	232.2	11:24:00.539	3		1:41.587	23.696	44.533	33.358	217.3	11:24:01.567
4		1:36.867	24.287	42.548	30.032	234.2	11:25:37.406	4		1:40.478	24.059	45.310	31.109	223.1	11:25:42.045
5		1:34.749	23.077	42.016	29.656	236.8	11:27:12.155	5		1:35.969	23.343	42.481	30.145	222.2	11:27:18.014
6		1:34.725	22.944	42.091	29.690	237.3	11:28:46.880	6		1:42.570	23.008	48.468	31.094	234.2	11:29:00.584
7		1:34.679	23.129	41.880	29.670	236.8	11:30:21.559	7		1:36.937	23.167	42.620	30.150	231.2	11:30:36.521
8		1:34.806	22.973	42.109	29.724	223.6	11:31:56.365	8		1:52.639 P	24.864	42.542	45.233	225.4	11:32:29.160
9		1:34.741	23.460	41.827	29.454	236.3	11:33:31.106	9		5:02.082	3:48.503	43.103	30.476	214.7	11:37:31.242
10		1:34.410	23.035	41.868	29.507	237.8	11:35:05.516	10		1:36.857	23.337	43.127	30.393	235.2	11:39:08.099
11		7:33.764	6:20.808	43.037	29.919	211.3	11:44:26.396	11		1:35.163	23.107	42.156	29.900	233.2	11:40:43.262
12		1:34.294	23.101	41.780	29.413	236.8	11:46:00.690	12		1:35.835	23.392	42.501	29.942	235.8	11:42:19.097
13		1:35.235	23.585	42.094	29.556	225.0	11:47:35.925	13		1:36.048	23.304	42.739	30.005	233.7	11:43:55.145
14		1:34.309	22.935	41.765	29.609	238.4	11:49:10.234	14		1:34.910	23.133	42.070	29.707	236.3	11:45:30.055
15		1:43.471 P	22.983	41.762	38.726	238.4	11:50:53.705	15		1:36.987	23.037	43.005	29.945	236.8	11:47:06.042
16		5:15.419	4:01.843	43.921	29.655	193.8	11:56:09.124	16		1:34.712	23.109	42.090	29.513	235.8	11:48:40.754
17		1:34.542	23.020	41.721	29.801	238.9	11:57:43.666	17		1:35.344	23.243	42.130	29.971	236.8	11:50:16.098
18		1:33.938	23.108	41.455	29.375	238.4	11:59:17.604	18		1:34.671	23.172	41.886	29.613	236.8	11:51:50.769
19		2:09.387 P	27.045	52.849	49.493	157.2	12:01:26.991	19		1:35.273	23.136	42.554	29.583	237.8	11:53:26.042
20								20		1:34.408	23.048	41.854	29.506	236.3	11:55:00.450
21								21		1:34.084	22.884	41.855	29.345	238.4	11:56:34.534
22								22		1:34.565	23.037	41.986	29.542	238.4	11:58:09.099
23								23		2:01.554 P	25.279	50.164	46.111	165.3	12:00:10.653





Red Bull Ring
Porsche Carrera Cup France
Free Practice - 1
Lap Analysis



73

Sébastien Poisson

Porsche 911 GT3 Cup

76

Louis Perrot

Porsche 911 GT3 Cup

Am

ABM Pro

IMSA LS Group Performance

Lap	D	Time	Sector 1	Sector 2	Sector 3	T. Spd	Elapsed	Lap	D	Time	Sector 1	Sector 2	Sector 3	T. Spd	Elapsed
1		11:20:43.484	11:19:16.341	53.561	33.582	168.2	11:20:43.484	1		11:20:40.113	11:19:19.215	48.552	32.346	178.2	11:20:40.113
2		1:40.892	24.039	46.224	30.629	214.7	11:22:24.376	2		1:38.171	23.441	43.830	30.900	197.4	11:22:18.284
3		1:37.592	23.649	43.105	30.838	229.2	11:24:01.968	3		1:34.397	23.135	42.018	29.244	238.4	11:23:52.681
4		1:36.812	23.937	42.834	30.041	224.0	11:25:38.780	4		1:33.154	22.802	41.351	29.001	240.5	11:25:25.835
5		1:35.454	23.662	42.325	29.467	235.2	11:27:14.234	5		1:33.183	22.766	41.287	29.130	240.0	11:26:59.018
6		1:34.533	23.043	42.001	29.489	236.3	11:28:48.767	6		1:33.076	22.681	41.548	28.847	239.4	11:28:32.094
7		1:34.445	23.073	42.065	29.277	238.9	11:30:23.182	7		1:40.816 P	22.688	41.237	36.891	240.5	11:30:12.910
8		1:34.325	23.068	41.912	29.345	239.4	11:31:57.507	8		4:03.091	2:45.034	46.495	31.562	141.1	11:34:16.001
9		1:33.970	22.866	41.892	29.212	241.0	11:33:31.477	9		1:37.330	25.439	42.766	29.125	206.8	11:35:53.331
10		1:35.514	22.910	41.958	30.646	241.6	11:35:06.991	10		1:32.901	22.745	41.381	28.775	238.4	11:37:26.232
11		1:46.314	22.941	54.172	29.201	240.0	11:36:53.305	11		1:32.263	22.546	41.084	28.633	238.9	11:38:58.495
12		1:43.022 P	22.874	42.002	38.146	238.4	11:38:36.327	12		1:32.212	22.619	41.008	28.585	239.4	11:40:30.707
13		4:31.575	3:19.722	42.290	29.563	233.7	11:43:07.902	13		1:32.209	22.615	40.872	28.722	238.9	11:42:02.916
14		1:34.305	23.003	42.012	29.290	237.3	11:44:42.207	14		1:32.277	22.630	41.020	28.627	238.9	11:43:35.193
15		1:33.783	22.957	41.539	29.287	237.8	11:46:15.990	15		1:32.208	22.559	41.022	28.627	240.0	11:45:07.401
16		1:33.762	22.891	41.679	29.192	238.9	11:47:49.752	16		1:50.023 P	22.518	48.702	38.803	240.5	11:46:57.424
17		1:34.323	23.058	42.056	29.209	238.9	11:49:24.075	17		3:32.473	2:21.955	41.686	28.832	228.3	11:50:29.897
18		1:33.363	22.886	41.496	28.981	239.4	11:50:57.438	18		1:33.173	23.166	41.222	28.785	237.8	11:52:03.070
19		1:33.683	22.941	41.616	29.126	238.4	11:52:31.121	19		1:32.600	22.529	41.140	28.931	240.5	11:53:35.670
20		1:33.865	23.109	41.683	29.073	238.9	11:54:04.986	20		4:32.558	22.712	41.072	28.774	238.9	11:55:08.228
21		1:33.623	22.872	41.627	29.124	238.4	11:55:38.609	21		4:32.354	22.579	41.054	28.718	239.4	11:56:40.579
22		1:38.396	22.808	44.506	31.082	239.4	11:57:17.005	22		4:32.246	22.543	40.941	28.732	240.0	11:58:12.795
23		1:33.650	22.867	41.562	29.221	241.0	11:58:50.655	23		1:58.068 P	24.943	48.553	44.572	150.2	12:00:10.863
24		2:10.584 P	26.851	50.421	53.312	172.5	12:01:01.239								

74

Victor Blugeon

Porsche 911 GT3 Cup

77

Jérémy Sarhy

Porsche 911 GT3 Cup

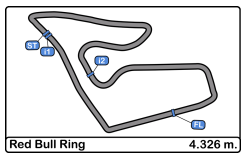
Pro

Pro

Racing Technology

Lap	D	Time	Sector 1	Sector 2	Sector 3	T. Spd	Elapsed	Lap	D	Time	Sector 1	Sector 2	Sector 3	T. Spd	Elapsed
1		11:20:18.246	11:18:52.582	51.851	33.813	160.0	11:20:18.246	1		11:20:03.837	11:18:42.648	49.550	31.639	146.5	11:20:03.837
2		1:36.913	23.598	43.190	30.125	230.7	11:21:55.159	2		1:37.649	23.845	43.109	30.695	216.0	11:21:41.486
3		1:34.735	23.297	42.094	29.344	234.7	11:23:29.894	3		1:34.948	23.346	42.097	29.505	234.2	11:23:16.434
4		1:34.885	23.090	41.839	29.956	235.8	11:25:04.779	4		4:33.997	23.095	41.796	29.106	237.8	11:24:50.431
5		4:41.687 P	23.296	42.116	36.275	234.2	11:26:46.466	5		4:33.310	22.926	41.340	29.044	239.4	11:26:23.741
6		5:21.944	4:10.311	42.219	29.411	221.7	11:32:08.407	6		4:33.433	22.810	41.667	28.956	240.0	11:27:57.174
7		4:34.427	23.196	41.637	29.294	235.2	11:33:42.534	7		4:33.898	22.702	41.308	29.888	240.0	11:29:31.072
8		1:34.252	22.978	41.789	29.485	235.8	11:35:16.786	8		1:40.432 P	23.006	41.393	36.033	239.4	11:31:11.504
9		1:34.157	22.976	41.909	29.272	235.8	11:36:50.943	9		6:45.944	5:31.400	45.310	29.234	175.8	11:37:57.448
10		1:33.678	22.991	41.543	29.144	236.8	11:38:24.621	10		1:33.908	22.832	42.102	28.974	237.3	11:39:31.356
11		1:33.507	22.808	41.631	29.068	237.8	11:39:58.128	11		1:33.027	22.729	41.350	28.948	238.9	11:41:04.383
12		4:33.485	22.812	41.598	29.075	237.3	11:41:31.613	12		1:39.867 P	22.748	41.292	35.827	239.4	11:42:44.250
13		4:33.466	22.794	41.689	28.983	238.4	11:43:05.079	13		3:19.052	2:07.881	42.090	29.081	205.3	11:46:03.302
14		1:34.137	22.881	41.768	29.488	237.3	11:44:39.216	14		1:33.137	22.770	41.323	29.044	239.4	11:47:36.439
15		1:33.354	22.824	41.505	29.025	238.4	11:46:12.570	15		1:33.993	22.647	41.763	29.583	234.7	11:49:10.432
16		1:39.328 P	23.023	41.765	34.540	233.7	11:47:51.898	16		1:44.165 P	24.848	42.071	37.246	159.0	11:50:54.597
17		7:06.060	5:54.911	41.957	29.192	228.3	11:54:57.958	17		5:03.317	3:52.120	42.262	28.935	191.1	11:55:57.914
18		1:33.497	22.861	41.594	29.042	236.8	11:56:31.455	18		4:32.836	22.793	41.160	28.883	239.4	11:57:30.750
19		1:33.234	22.841	41.427	28.966	238.4	11:58:04.689	19		1:32.762	22.746	40.961	29.055	239.4	11:59:03.512
20		1:41.841 P	23.315	42.253	36.273	229.2	11:59:46.530	20		2:03.930 P	22.805	46.026	55.099	239.4	12:01:07.442





Red Bull Ring
Porsche Carrera Cup France
Free Practice - 1
Lap Analysis



78

Dominique Bastien

Porsche 911 GT3 Cup

96

Zakhar Slutskii

Porsche 911 GT3 Cup

Am							Speedlover		Pro						Target Compétition			
Lap	D	Time	Sector 1	Sector 2	Sector 3	T. Spd	Elapsed	Lap	D	Time	Sector 1	Sector 2	Sector 3	T. Spd	Elapsed			
1		11:20:43.770	11:19:13.022	56.080	34.668	171.7	11:20:43.770	1		11:20:52.622	11:19:23.932	53.507	35.183	165.6	11:20:52.622			
2		1:45.277	28.401	45.254	31.622	196.3	11:22:29.047	2		1:39.722	25.297	44.405	30.020	206.1	11:22:32.344			
3		1:40.276	24.206	45.298	30.772	228.8	11:24:09.323	3		1:33.540	22.974	41.669	28.897	238.4	11:24:05.884			
4		1:40.103	23.742	44.941	31.420	232.2	11:25:49.426	4		1:35.583	22.726	41.952	30.905	240.0	11:25:41.467			
5		1:37.919	23.670	43.174	31.075	219.5	11:27:27.345	5		2:01.829 P	29.558	51.951	40.320	130.1	11:27:43.296			
6		1:37.631	23.504	43.769	30.358	231.2	11:29:04.976	6		7:13.177	5:59.200	44.467	29.510	191.8	11:34:56.473			
7		1:36.328	23.457	42.703	30.168	232.2	11:30:41.304	7		1:33.586	23.007	41.471	29.108	235.8	11:36:30.059			
8		1:37.943	23.484	42.754	31.705	235.8	11:32:19.247	8		1:32.900	22.894	41.031	28.975	236.3	11:38:02.959			
9		1:36.598	23.500	42.812	30.286	233.7	11:33:55.845	9		1:32.440	22.600	40.872	28.977	238.9	11:39:35.408			
10		1:37.511	23.546	42.988	30.977	235.8	11:35:33.356	10		1:32.010	22.853	40.523	28.634	238.4	11:41:07.418			
11		1:37.110	23.510	43.130	30.470	223.6	11:37:10.466	11		1:34.520	22.618	40.737	31.165	239.4	11:42:41.938			
12		1:49.394 P	23.481	42.834	43.079	232.2	11:38:59.860	12		1:46.897 P	25.461	46.214	35.222	195.2	11:44:28.835			
13		3:17.707	2:02.318	44.555	30.834	203.0	11:42:17.567	13		6:40.893	5:29.814	42.058	29.021	229.7	11:51:09.728			
14		1:37.319	23.706	43.284	30.329	229.7	11:43:54.886	14		1:32.832	22.788	41.191	28.853	237.8	11:52:42.560			
15		1:37.599	24.578	42.764	30.257	232.7	11:45:32.485	15		1:32.275	22.700	40.893	28.682	237.8	11:54:14.835			
16		1:37.938	23.578	43.276	31.084	235.2	11:47:10.423	16		1:39.991 P	22.645	40.834	36.512	237.8	11:55:54.826			
17		1:37.056	23.660	42.761	30.635	233.2	11:48:47.479	97							Artem Slutskii		Porsche 911 GT3 Cup	
18		1:36.717	23.254	43.228	30.235	228.8	11:50:24.196	Pro							Target Compétition			
19		1:36.229	23.420	42.740	30.069	232.7	11:52:00.425	Lap	D	Time	Sector 1	Sector 2	Sector 3	T. Spd	Elapsed			
20		1:37.595	23.385	43.562	30.648	235.8	11:53:38.020	1		11:20:52.574	11:19:30.301	50.720	31.553	165.6	11:20:52.574			
21		1:36.511	23.292	43.108	30.111	237.3	11:55:14.531	2		1:38.656	24.712	44.352	29.592	207.6	11:22:31.230			
22		1:38.623	23.866	44.418	30.339	210.5	11:56:53.154	3		1:33.143	22.830	41.434	28.879	236.8	11:24:04.373			
23		1:59.255 P	23.496	44.407	51.352	232.7	11:58:52.409	4		1:37.147	22.655	42.360	32.132	240.0	11:25:41.520			

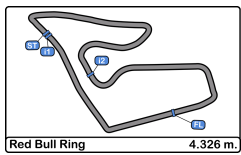
89

Bashar Mardini

Porsche 911 GT3 Cup

Pro-Am							Tsunami RT									
Lap	D	Time	Sector 1	Sector 2	Sector 3	T. Spd	Elapsed	Lap	D	Time	Sector 1	Sector 2	Sector 3	T. Spd	Elapsed	
1		11:20:23.219	11:19:01.941	49.023	32.255	168.2	11:20:23.219	5		2:04.075 P	30.603	51.324	42.148	115.6	11:27:45.595	
2		1:41.064	23.945	45.110	32.009	203.7	11:22:04.283	6		7:07.515	5:54.503	43.905	29.107	202.6	11:34:53.110	
3		1:37.392	23.391	42.416	31.585	230.2	11:23:41.675	7		1:32.891	22.687	41.273	28.931	237.3	11:36:26.001	
4		1:33.947	22.996	41.598	29.353	237.8	11:25:15.622	8		1:32.059	22.698	40.791	28.570	237.8	11:37:58.060	
5		1:33.936	22.969	41.580	29.387	237.8	11:26:49.558	9		1:32.312	22.449	41.259	28.604	237.3	11:39:30.372	
6		1:33.897	22.924	41.550	29.423	238.4	11:28:23.455	10		1:32.160	22.519	40.933	28.708	240.0	11:41:02.532	
7		1:33.791	22.958	41.652	29.181	237.8	11:29:57.246	11		1:46.251 P	26.962	43.943	35.346	131.5	11:42:48.783	
8		1:33.476	22.930	41.416	29.130	238.9	11:31:30.722	12		7:14.523	6:03.840	41.751	28.932	221.7	11:50:03.306	
9		1:33.520	22.943	41.419	29.158	237.3	11:33:04.242	13		1:32.983	22.849	41.214	28.920	237.3	11:51:36.289	
10		1:33.535	22.902	41.486	29.147	237.3	11:34:37.777	14		1:32.539	22.643	40.932	28.964	239.4	11:53:08.828	
11		1:46.489 P	22.938	42.393	41.158	237.8	11:36:24.266	15		1:32.094	22.594	40.916	28.584	239.4	11:54:40.922	
12		5:42.094	4:30.068	42.504	29.522	218.6	11:42:06.360	16		1:32.416	22.486	40.942	28.988	241.6	11:56:13.338	
13		1:33.347	22.923	41.367	29.057	237.3	11:43:39.707	17		1:43.125 P	22.531	43.704	36.890	240.5	11:57:56.463	
14		1:33.268	22.837	41.247	29.184	238.4	11:45:12.975									
15		1:33.769	22.840	41.604	29.325	238.9	11:46:46.744									
16		1:33.342	22.928	41.295	29.119	237.3	11:48:20.086									
17		1:33.331	22.915	41.318	29.098	237.8	11:49:53.417									
18		1:34.356	22.881	41.505	29.970	237.8	11:51:27.773									
19		1:49.751	27.017	52.049	30.685	115.0	11:53:17.524									
20		1:34.098	23.019	41.749	29.330	237.8	11:54:51.622									
21		1:33.262	22.842	41.244	29.176	238.4	11:56:24.884									
22		1:33.461	22.882	41.309	29.270	238.4	11:57:58.345									
23		1:33.310	22.883	41.393	29.034	237.3	11:59:31.655									
24		2:05.190 P	24.966	45.016	55.208	159.2	12:01:36.845									





Red Bull Ring
Porsche Carrera Cup France
Free Practice - 1
Lap Analysis



98

Dorian Boccolacci

Porsche 911 GT3 Cup

911

Christophe Lapierre

Porsche 911 GT3 Cup

Pro

Forestier Racing CLRT

Pro-Am

Martinet by Alméras

Lap	D	Time	Sector 1	Sector 2	Sector 3	T. Spd	Elapsed	Lap	D	Time	Sector 1	Sector 2	Sector 3	T. Spd	Elapsed
1		11:19:55.113	11:18:38.566	45.894	30.653	184.6	11:19:55.113	1		11:20:04.561	11:18:43.534	49.248	31.779	144.5	11:20:04.561
2		1:42.332	23.892	43.828	34.612	199.6	11:21:37.445	2		1:37.847	23.976	43.368	30.503	206.5	11:21:42.408
3		1:36.425	23.266	42.171	30.688	236.3	11:23:13.570	3		1:35.842	23.396	42.479	29.967	215.5	11:23:18.250
4		1:33.228	22.820	41.160	29.248	238.9	11:24:46.798	4		1:35.274	23.344	42.114	29.816	234.2	11:24:53.524
5		1:33.975	23.191	41.204	29.580	237.3	11:26:20.773	5		1:34.720	23.108	41.750	29.862	235.2	11:26:28.244
6		1:33.283	22.738	41.394	29.151	239.4	11:27:54.056	6		1:34.768	23.315	41.834	29.619	232.7	11:28:03.012
7		1:42.106 P	22.792	41.859	37.455	238.9	11:29:36.162	7		1:34.514	23.200	41.668	29.646	234.7	11:29:37.526
8		5:37.261	4:26.620	41.674	28.967	227.8	11:35:13.423	8		1:46.211 P	23.170	41.781	41.260	235.8	11:31:23.737
9		1:32.951	22.791	41.132	29.028	239.4	11:36:46.374	9		5:02.208	3:50.171	42.288	29.749	215.1	11:36:25.945
10		1:32.570	22.763	40.967	28.840	239.4	11:38:18.944	10		1:34.965	23.445	41.816	29.704	231.2	11:38:00.910
11		1:32.061	22.553	40.819	28.689	240.5	11:39:51.005	11		1:34.535	23.189	41.664	29.682	234.7	11:39:35.445
12		1:32.071	22.500	40.827	28.744	241.0	11:41:23.076	12		1:34.754	23.505	41.622	29.627	234.2	11:41:10.199
13		1:32.959	22.615	41.144	29.200	240.0	11:42:56.035	13		1:33.929	23.017	41.478	29.434	236.8	11:42:44.128
14		1:39.829 P	22.609	41.224	35.996	241.0	11:44:35.864	14		1:34.284	23.025	41.669	29.590	228.8	11:44:18.412
15		4:30.871	3:18.726	42.905	29.240	221.7	11:49:06.735	15		1:44.799 P	22.979	41.770	40.050	237.8	11:46:03.211
16		1:32.679	22.815	40.981	28.883	239.4	11:50:39.414	16		3:43.552	2:26.611	46.407	30.534	187.1	11:49:46.763
17		1:32.084	22.645	40.773	28.666	240.0	11:52:11.498	17		1:37.107	23.595	43.483	30.029	225.4	11:51:23.870
18		1:31.673	22.575	40.521	28.577	240.5	11:53:43.171	18		1:34.640	23.301	41.641	29.668	235.2	11:52:58.480
19		1:32.018	22.493	40.750	28.775	241.6	11:55:15.189	19		1:34.042	23.013	41.571	29.458	237.3	11:54:32.522
20		1:32.349	22.891	40.782	28.676	241.0	11:56:47.538	20		1:33.824	22.940	41.320	29.561	238.4	11:56:06.343
21		1:31.902	22.599	40.675	28.628	240.5	11:58:19.440	21		1:33.945	23.006	41.442	29.467	237.8	11:57:40.258
22		1:54.788 P	23.839	45.107	45.842	238.4	12:00:14.228	22		1:34.240	23.318	41.525	29.397	236.8	11:59:14.498
23		1:58.294						23		1:58.294 P	25.011	45.277	48.003	157.8	12:01:12.789

99

Benjamin Paque

Porsche 911 GT3 Cup

921

Fernando Monje

Porsche 911 GT3 Cup

Pro

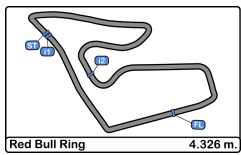
Forestier Racing CLRT

Pro

Martinet by Alméras

Lap	D	Time	Sector 1	Sector 2	Sector 3	T. Spd	Elapsed	Lap	D	Time	Sector 1	Sector 2	Sector 3	T. Spd	Elapsed
1		11:20:24.031	11:19:04.795	47.931	31.305	175.6	11:20:24.031	1		11:20:51.876	11:19:31.129	48.789	31.958	162.6	11:20:51.876
2		1:39.030	23.583	43.424	32.023	215.1	11:22:03.061	2		1:42.116	23.716	43.107	35.293	221.3	11:22:33.992
3		1:34.451	22.960	42.092	29.399	237.3	11:23:37.512	3		1:35.943	23.211	42.395	30.337	237.3	11:24:09.935
4		1:33.215	22.832	41.366	29.017	240.0	11:25:10.727	4		1:36.828	23.461	43.217	30.150	233.2	11:25:46.763
5		1:33.032	22.698	41.470	28.864	241.0	11:26:43.759	5		1:34.359	23.166	41.555	29.638	238.4	11:27:21.122
6		1:33.458	22.753	41.371	29.334	240.5	11:28:17.217	6		1:34.396	22.860	42.055	29.481	237.3	11:28:55.518
7		1:33.029	22.817	41.186	29.026	239.4	11:29:50.246	7		1:33.542	22.888	41.554	29.100	240.0	11:30:29.060
8		1:48.023 P	22.637	41.134	44.252	240.5	11:31:38.269	8		1:34.373	22.875	42.033	29.465	239.4	11:32:03.433
9		6:30.111	5:17.557	42.604	29.950	228.8	11:38:08.380	9		1:34.373	22.875	42.033	29.465	239.4	11:32:03.433
10		1:32.728	22.728	41.108	28.892	239.4	11:39:41.108	10		1:33.710	23.134	41.295	29.281	238.4	11:33:37.143
11		1:32.504	22.579	41.068	28.857	241.6	11:41:13.612	11		1:41.875 P	22.762	41.549	37.564	238.9	11:35:19.018
12		1:32.701	22.543	41.267	28.891	241.0	11:42:46.313	12		6:00.296	4:41.264	48.777	30.255	192.1	11:41:19.314
13		1:32.511	22.607	41.107	28.797	242.1	11:44:18.824	13		1:48.367	25.541	49.683	33.143	83.8	11:43:07.681
14		1:45.386 P	22.981	41.720	40.685	225.0	11:46:04.210	14		1:37.880	24.810	43.452	29.618	215.1	11:44:45.561
15		5:22.598	4:02.480	49.116	31.002	189.8	11:51:26.808	15		1:33.152	22.826	41.305	29.021	238.4	11:46:18.713
16		1:35.987	23.111	43.765	29.111	229.7	11:53:02.795	16		1:37.262	22.879	44.653	29.730	238.4	11:47:55.975
17		1:32.189	22.610	40.893	28.686	240.0	11:54:34.984	17		1:33.351	22.918	41.456	28.977	238.4	11:49:29.326
18		1:32.107	22.468	40.906	28.733	241.6	11:56:07.091	18		1:33.153	22.838	41.305	29.010	239.4	11:51:02.479
19		1:35.836	22.563	41.328	31.945	241.6	11:57:42.927	19		1:32.866	22.780	40.974	29.112	239.4	11:52:35.345
20		1:31.894	22.601	40.586	28.707	241.6	11:59:14.821	20		1:32.859	22.732	41.130	28.997	240.0	11:54:08.204
21		2:08.530 P	26.387	50.624	51.519	165.6	12:01:23.351	21		1:32.841	22.697	41.042	29.102	240.0	11:55:41.045
22								22		1:32.919	22.690	41.157	29.072	240.5	11:57:13.964
23								23		1:48.159 P	22.843	47.007	38.309	238.4	11:59:02.123



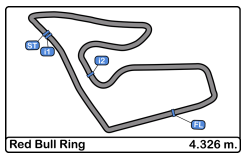


Red Bull Ring
Porsche Carrera Cup France
Free Practice - 1
Best Sectors Results



Sector - 1			Sector - 2			Sector - 3			Ideal Lap vs Best Lap						
Clas	Nº	Driver	Time	Nº	Driver	Time	Nº	Driver	Time	Clas	Nº	Driver	Ideal Lap	Best Lap	Clas
1	97	Artem Slutskii	22.449	98	Dorian Boccolacci	40.521	22	Alessandro Ghiretti	28.532	1	98	Dorian Boccolacci	1:31.591	1:31.673	1
2	99	Benjamin Paque	22.468	96	Zakhar Slutskii	40.523	1	Marvin Klein	28.560	2	99	Benjamin Paque	1:31.740	1:31.894	4
3	98	Dorian Boccolacci	22.493	99	Benjamin Paque	40.586	5	Mathys Jaubert	28.565	3	96	Zakhar Slutskii	1:31.757	1:32.010	5
4	1	Marvin Klein	22.498	22	Alessandro Ghiretti	40.701	97	Artem Slutskii	28.570	4	1	Marvin Klein	1:31.802	1:31.833	3
5	76	Louis Perrot	22.518	1	Marvin Klein	40.744	98	Dorian Boccolacci	28.577	5	97	Artem Slutskii	1:31.810	1:32.094	6
6	22	Alessandro Ghiretti	22.582	97	Artem Slutskii	40.791	76	Louis Perrot	28.585	6	22	Alessandro Ghiretti	1:31.815	1:31.815	2
7	96	Zakhar Slutskii	22.600	76	Louis Perrot	40.872	96	Zakhar Slutskii	28.634	7	76	Louis Perrot	1:31.975	1:32.208	7
8	5	Mathys Jaubert	22.619	77	Jérémy Sarhy	40.961	99	Benjamin Paque	28.686	8	5	Mathys Jaubert	1:32.314	1:32.461	8
9	27	Marlon Hernandez	22.635	29	Louis Rousset	40.971	29	Louis Rousset	28.786	9	29	Louis Rousset	1:32.416	1:33.534	20
10	77	Jérémy Sarhy	22.647	921	Fernando Monje	40.974	27	Marlon Hernandez	28.818	10	27	Marlon Hernandez	1:32.428	1:32.635	9
11	29	Louis Rousset	22.659	27	Marlon Hernandez	40.975	77	Jérémy Sarhy	28.883	11	77	Jérémy Sarhy	1:32.491	1:32.762	10
12	7	Jérôme Boullery	22.678	2	Marc Guillot	41.034	7	Jérôme Boullery	28.890	12	921	Fernando Monje	1:32.641	1:32.841	13
13	2	Marc Guillot	22.678	7	Jérôme Boullery	41.089	74	Victor Blugeon	28.966	13	7	Jérôme Boullery	1:32.657	1:32.763	11
14	92	Fernando Monje	22.690	5	Mathys Jaubert	41.130	59	Maxence Maurice	28.971	14	2	Marc Guillot	1:32.705	1:32.825	12
15	53	Arthur Mathieu	22.747	89	Bashar Mardini	41.244	921	Fernando Monje	28.977	15	59	Maxence Maurice	1:33.013	1:33.530	19
16	59	Maxence Maurice	22.778	59	Maxence Maurice	41.264	73	Sébastien Poisson	28.981	16	89	Bashar Mardini	1:33.115	1:33.268	15
17	74	Victor Blugeon	22.794	12	Ludovic Loeul	41.293	2	Marc Guillot	28.993	17	53	Arthur Mathieu	1:33.167	1:33.377	17
18	38	Sébastien Dussolliet	22.807	911	Christophe Lapierre	41.320	53	Arthur Mathieu	29.025	18	74	Victor Blugeon	1:33.187	1:33.234	14
19	73	Sébastien Poisson	22.808	53	Arthur Mathieu	41.395	89	Bashar Mardini	29.034	19	38	Sébastien Dussolliet	1:33.281	1:33.474	18
20	12	Ludovic Loeul	22.817	74	Victor Blugeon	41.427	38	Sébastien Dussolliet	29.038	20	73	Sébastien Poisson	1:33.285	1:33.363	16
21	89	Bashar Mardini	22.837	38	Sébastien Dussolliet	41.436	12	Ludovic Loeul	29.191	21	12	Ludovic Loeul	1:33.301	1:33.706	21
22	66	Gilles Colombani	22.884	56	Frédéric Ancel	41.455	66	Gilles Colombani	29.345	22	911	Christophe Lapierre	1:33.657	1:33.929	22
23	24	Alexandre Leroy	22.933	24	Alexandre Leroy	41.470	56	Frédéric Ancel	29.375	23	56	Frédéric Ancel	1:33.765	1:33.938	23
24	56	Frédéric Ancel	22.935	73	Sébastien Poisson	41.496	911	Christophe Lapierre	29.397	24	66	Gilles Colombani	1:34.083	1:34.084	24
25	91	Christophe Lapierre	22.940	49	Karim Ajlani	41.738	49	Karim Ajlani	29.487	25	24	Alexandre Leroy	1:34.127	1:34.197	25
26	49	Karim Ajlani	23.039	66	Gilles Colombani	41.854	24	Alexandre Leroy	29.724	26	49	Karim Ajlani	1:34.264	1:34.561	26
27	8	Christian Jaquillard	23.141	8	Christian Jaquillard	42.133	78	Dominique Bastien	30.069	27	8	Christian Jaquillard	1:35.364	1:35.561	27
28	78	Dominique Bastien	23.254	78	Dominique Bastien	42.703	8	Christian Jaquillard	30.090	28	78	Dominique Bastien	1:36.026	1:36.229	28



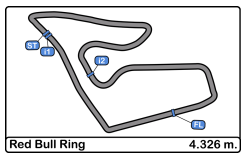


Red Bull Ring
Porsche Carrera Cup France
Free Practice - 1
Best 5 Lap Times



Cls	N°	Driver	Nat	Cat	Cls	Team	Nat	Vehicle	Best 1		Best 2		Best 3		Best 4		Best 5	
									Time	Lap	Time	Lap	Time	Lap	Time	Lap	Time	Lap
1	98	Dorian Bocolacci	FRA	Pro	1	Forestier Racing CLRT	FRA	Porsche 911 GT3 Cup	1:31.673	18	1:31.902	21	1:32.018	19	1:32.061	11	1:32.071	12
2	22	Alessandro Ghiretti	FRA	Pro	2	Martinet by Alméras	FRA	Porsche 911 GT3 Cup	1:31.815	18	1:31.984	19	1:32.335	20	1:32.790	7	1:33.033	6
3	1	Marvin Klein	FRA	Pro	3	TFT Racing	FRA	Porsche 911 GT3 Cup	1:31.833	17	1:32.003	11	1:32.037	18	1:32.059	10	1:32.093	19
4	99	Benjamin Paque	BEL	Pro	4	Forestier Racing CLRT	FRA	Porsche 911 GT3 Cup	1:31.894	20	1:32.107	18	1:32.189	17	1:32.504	11	1:32.511	13
5	96	Zakhar Slutskii	ISR	Pro	5	Target Compétition	ITA	Porsche 911 GT3 Cup	1:32.010	10	1:32.900	8	1:33.586	7	1:34.520	11	1:35.583	4
6	97	Artem Slutskii	ISR	Pro	6	Target Compétition	ITA	Porsche 911 GT3 Cup	1:32.094	15	1:32.160	10	1:32.312	9	1:32.416	16	1:32.539	14
7	76	Louis Perrot	FRA	Pro	7	IMSA LS Group Performance	FRA	Porsche 911 GT3 Cup	1:32.208	15	1:32.209	13	1:32.212	12	1:32.263	11	1:32.277	14
8	5	Mathys Jaubert	FRA	Pro	8	TFT Racing	FRA	Porsche 911 GT3 Cup	1:32.461	16	1:32.566	12	1:32.832	10	1:33.277	5	1:33.548	4
9	27	Marlon Hernandez	FRA	Pro	9	ABM	FRA	Porsche 911 GT3 Cup	1:32.635	19	1:32.692	17	1:32.716	11	1:32.791	12	1:32.871	18
10	77	Jérémy Sarhy	FRA	Pro	10	Racing Technology	FRA	Porsche 911 GT3 Cup	1:32.762	19	1:33.027	11	1:33.137	14	1:33.908	10	1:33.993	15
11	7	Jérôme Boullery	FRA	Pro-Am	1	Racing Technology	FRA	Porsche 911 GT3 Cup	1:32.763	11	1:32.835	19	1:32.934	20	1:33.050	21	1:33.059	12
12	2	Marc Guillot	FRA	Pro-Am	2	HERRERO Racing	FRA	Porsche 911 GT3 Cup	1:32.825	20	1:32.968	19	1:33.152	21	1:33.360	23	1:33.494	13
13	921	Fernando Monje	ESP	Pro	11	Martinet by Alméras	FRA	Porsche 911 GT3 Cup	1:32.841	20	1:32.859	19	1:32.866	18	1:32.919	21	1:33.152	14
14	74	Victor Blugeon	FRA	Pro	12	ABM	FRA	Porsche 911 GT3 Cup	1:33.234	19	1:33.354	15	1:33.497	18	1:33.507	11	1:33.678	10
15	89	Bashar Mardini	CAN	Pro-Am	3	Tsunami RT	ITA	Porsche 911 GT3 Cup	1:33.268	14	1:33.310	23	1:33.331	17	1:33.342	16	1:33.347	13
16	73	Sébastien Poisson	FRA	Am	1	ABM	FRA	Porsche 911 GT3 Cup	1:33.363	18	1:33.623	21	1:33.650	23	1:33.683	19	1:33.762	16
17	53	Arthur Mathieu	FRA	Pro	13	Martinet by Alméras	FRA	Porsche 911 GT3 Cup	1:33.377	12	1:33.547	18	1:34.570	11	1:34.807	13	1:37.600	8
18	38	Sébastien Dussollet	FRA	Pro-Am	4	ABM	FRA	Porsche 911 GT3 Cup	1:33.474	13	1:33.546	17	1:33.621	14	1:33.634	7	1:33.649	12
19	59	Maxence Maurice	FRA	Pro-Am	5	IMSA LS Group Performance	FRA	Porsche 911 GT3 Cup	1:33.530	13	1:33.583	10	1:33.758	7	1:33.933	4	1:35.230	3
20	29	Louis Rousset	FRA	Pro	14	Forestier Racing CLRT	FRA	Porsche 911 GT3 Cup	1:33.534	6	1:33.546	7	1:33.658	5	1:34.764	12	1:40.557	10
21	12	Ludovic Loel	FRA	Am	2	Porsche Lorient Racing	FRA	Porsche 911 GT3 Cup	1:33.706	6	1:33.814	9	1:33.885	10	1:34.405	8	1:34.664	4
22	911	Christophe Lapierre	FRA	Pro-Am	6	Martinet by Alméras	FRA	Porsche 911 GT3 Cup	1:33.929	13	1:34.042	19	1:34.240	22	1:34.284	14	1:34.514	7
23	56	Frédéric Ancel	FRA	Pro-Am	7	Porsche Lorient Racing	FRA	Porsche 911 GT3 Cup	1:33.938	19	1:34.294	13	1:34.410	10	1:34.542	18	1:34.679	7
24	66	Gilles Colombani	FRA	Am	3	Team Clairet Sport	FRA	Porsche 911 GT3 Cup	1:34.084	21	1:34.408	20	1:34.565	22	1:34.671	18	1:34.910	14
25	24	Alexandre Leroy	BEL	Am	4	TFT Racing	FRA	Porsche 911 GT3 Cup	1:34.197	20	1:34.824	21	1:34.984	15	1:35.040	19	1:35.283	14
26	49	Karim Ajlani	CHE	Am	5	ABM	FRA	Porsche 911 GT3 Cup	1:34.561	13	1:34.567	19	1:34.659	6	1:34.728	18	1:34.952	20
27	8	Christian Jaquillard	CHE	Am	6	Racing Technology	FRA	Porsche 911 GT3 Cup	1:35.561	20	1:35.720	19	1:35.801	15	1:35.822	18	1:35.870	21
28	78	Dominique Bastien	USA	Am	7	Speedlover	BEL	Porsche 911 GT3 Cup	1:36.229	19	1:36.328	7	1:36.511	21	1:36.598	9	1:36.717	18





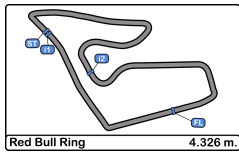
Red Bull Ring
Porsche Carrera Cup France
Free Practice - 1
Best 5 Top Speeds



Top 1 Top 2 Top 3 Top 4 Top 5

Clas	N°	Driver	Nat	Cat	Cls	Team	Nat	Vehicle	Top 1		Top 2		Top 3		Top 4		Top 5		Avg
									Km/h	Lap	Km/h	Lap	Km/h	Lap	Km/h	Lap	Km/h	Lap	
1	99	Benjamin Paque	BEL	Pro	1	Forestier Racing CLRT	FRA	Porsche 911 GT3 Cup	242.1	13	241.6	11	241.6	18	241.6	19	241.6	20	241.7
2	73	Sébastien Poisson	FRA	Am	1	ABM	FRA	Porsche 911 GT3 Cup	241.6	10	241.0	9	241.0	23	240.0	11	239.4	8	240.6
3	97	Artem Slutskiï	ISR	Pro	2	Target Compétition	ITA	Porsche 911 GT3 Cup	241.6	16	240.5	17	240.0	4	240.0	10	239.4	14	240.3
4	98	Dorian Bocolacci	FRA	Pro	3	Forestier Racing CLRT	FRA	Porsche 911 GT3 Cup	241.6	19	241.0	12	241.0	14	241.0	20	240.5	11	241.0
5	1	Marvin Klein	FRA	Pro	4	TFT Racing	FRA	Porsche 911 GT3 Cup	241.0	12	241.0	19	240.5	11	240.5	18	240.5	20	240.7
6	7	Jérôme Boullery	FRA	Pro-Am	1	Racing Technology	FRA	Porsche 911 GT3 Cup	241.0	20	240.5	18	240.0	19	239.4	12	239.4	21	240.1
7	22	Alessandro Ghiretti	FRA	Pro	5	Martinet by Alméras	FRA	Porsche 911 GT3 Cup	241.0	21	240.5	20	240.0	18	240.0	19	239.4	17	240.2
8	5	Mathys Jaubert	FRA	Pro	6	TFT Racing	FRA	Porsche 911 GT3 Cup	240.5	16	240.5	17	240.5	18	240.0	6	240.0	7	240.3
9	38	Sébastien Dussolliet	FRA	Pro-Am	2	ABM	FRA	Porsche 911 GT3 Cup	240.5	18	240.0	14	240.0	17	239.4	8	238.9	7	239.7
10	76	Louis Perrot	FRA	Pro	7	IMSA LS Group Performance	FRA	Porsche 911 GT3 Cup	240.5	4	240.5	7	240.5	16	240.5	19	240.0	5	240.4
11	921	Fernando Monje	ESP	Pro	8	Martinet by Alméras	FRA	Porsche 911 GT3 Cup	240.5	21	240.0	7	240.0	19	240.0	20	239.4	8	240.0
12	2	Marc Guillot	FRA	Pro-Am	3	HERRERO Racing	FRA	Porsche 911 GT3 Cup	240.0	7	240.0	18	240.0	19	240.0	20	239.4	21	239.8
13	27	Marlon Hernandez	FRA	Pro	9	ABM	FRA	Porsche 911 GT3 Cup	240.0	18	239.4	10	239.4	13	239.4	16	239.4	17	239.5
14	53	Arthur Mathieu	FRA	Pro	10	Martinet by Alméras	FRA	Porsche 911 GT3 Cup	240.0	15	239.4	16	238.9	14	238.4	4	237.8	6	238.9
15	77	Jérémy Sarhy	FRA	Pro	11	Racing Technology	FRA	Porsche 911 GT3 Cup	240.0	6	240.0	7	239.4	5	239.4	8	239.4	12	239.6
16	96	Zakhar Slutskiï	ISR	Pro	12	Target Compétition	ITA	Porsche 911 GT3 Cup	240.0	4	239.4	11	238.9	9	238.4	3	238.4	10	239.0
17	24	Alexandre Leroy	BEL	Am	2	TFT Racing	FRA	Porsche 911 GT3 Cup	239.4	15	238.9	20	237.8	21	237.3	6	237.3	13	238.2
18	29	Louis Rousset	FRA	Pro	13	Forestier Racing CLRT	FRA	Porsche 911 GT3 Cup	239.4	6	239.4	8	239.4	10	239.4	17	238.9	4	239.3
19	59	Maxence Maurice	FRA	Pro-Am	4	IMSA LS Group Performance	FRA	Porsche 911 GT3 Cup	239.4	7	239.4	15	238.4	4	238.4	5	238.4	6	238.8
20	12	Ludovic Loeul	FRA	Am	3	Porsche Lorient Racing	FRA	Porsche 911 GT3 Cup	238.9	6	238.4	16	237.8	5	237.3	4	237.3	8	237.9
21	49	Karim Ajlani	CHE	Am	4	ABM	FRA	Porsche 911 GT3 Cup	238.9	13	238.4	22	237.8	15	237.3	21	236.8	7	237.8
22	56	Frédéric Ancel	FRA	Pro-Am	5	Porsche Lorient Racing	FRA	Porsche 911 GT3 Cup	238.9	18	238.4	11	238.4	15	238.4	16	238.4	19	238.5
23	89	Bashar Mardini	CAN	Pro-Am	6	Tsunami RT	ITA	Porsche 911 GT3 Cup	238.9	8	238.9	15	238.4	6	238.4	14	238.4	21	238.6
24	8	Christian Jaquillard	CHE	Am	5	Racing Technology	FRA	Porsche 911 GT3 Cup	238.4	20	237.8	19	236.3	16	236.3	22	235.8	17	236.9
25	66	Gilles Colombani	FRA	Am	6	Team Clairet Sport	FRA	Porsche 911 GT3 Cup	238.4	21	238.4	22	237.8	19	236.8	15	236.8	17	237.6
26	74	Victor Blugeon	FRA	Pro	14	ABM	FRA	Porsche 911 GT3 Cup	238.4	13	238.4	15	238.4	19	237.8	11	237.3	12	238.0
27	911	Christophe Lapierre	FRA	Pro-Am	7	Martinet by Alméras	FRA	Porsche 911 GT3 Cup	238.4	20	237.8	15	237.8	21	237.3	19	236.8	13	237.6
28	78	Dominique Bastien	USA	Am	7	Speedlover	BEL	Porsche 911 GT3 Cup	237.3	21	235.8	8	235.8	10	235.8	20	235.2	16	236.0



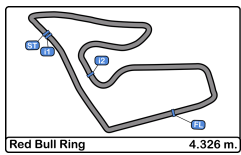


Red Bull Ring
Porsche Carrera Cup France
Free Practice - 1
Fastest Laps Sequence



Lap	Time of Day	Session Time	N° Driver	Nat	Cat	Team	Nat	Vehicle	Time	Km/h	
2	11:21:35.053	3:35.053	22 Alessandro Ghiretti		FRA	Pro Martinet by Alméras		FRA	Porsche 911 GT3	1:38.387	158.2
2	11:21:41.486	3:41.486	77 Jérémy Sarhy		FRA	Pro Racing Technology		FRA	Porsche 911 GT3	1:37.649	159.4
2	11:21:55.159	3:55.159	74 Victor Blugeon		FRA	Pro ABM		FRA	Porsche 911 GT3	1:36.913	160.6
3	11:23:12.365	5:12.365	1 Marvin Klein		FRA	Pro TFT Racing		FRA	Porsche 911 GT3	1:33.549	166.4
3	11:24:04.373	6:04.373	97 Artem Slutsii		ISR	Pro Target Compétition		ITA	Porsche 911 GT3	1:33.143	167.2
4	11:24:44.993	6:44.993	1 Marvin Klein		FRA	Pro TFT Racing		FRA	Porsche 911 GT3	1:32.628	168.1
5	11:26:17.334	8:17.334	1 Marvin Klein		FRA	Pro TFT Racing		FRA	Porsche 911 GT3	1:32.341	168.6
6	11:27:49.517	9:49.517	1 Marvin Klein		FRA	Pro TFT Racing		FRA	Porsche 911 GT3	1:32.183	168.9
10	11:38:20.244	20:20.244	1 Marvin Klein		FRA	Pro TFT Racing		FRA	Porsche 911 GT3	1:32.059	169.1
11	11:39:52.247	21:52.247	1 Marvin Klein		FRA	Pro TFT Racing		FRA	Porsche 911 GT3	1:32.003	169.2
17	11:53:03.745	35:03.745	1 Marvin Klein		FRA	Pro TFT Racing		FRA	Porsche 911 GT3	1:31.833	169.5
18	11:53:43.171	35:43.171	98 Dorian Bocolacci		FRA	Pro Forestier Racing CLRT		FRA	Porsche 911 GT3	1:31.673	169.8



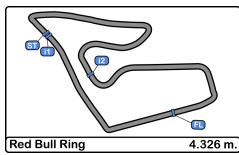


Red Bull Ring
Porsche Carrera Cup France
Free Practice - 1
Event Best Maximum Speed



N°	Driver	Nat	Cat	Clas	Team	Nat	Vehicle	Km/h	Session
24	Alexandre Leroy		BEL	Am 1	TFT Racing		Porsche 911 GT3	246.0	Private test
77	Jérémy Sarhy		FRA	Pro 1	Racing Technology		Porsche 911 GT3	242.1	Private test
99	Benjamin Paque		BEL	Pro 2	Forestier Racing CLRT		Porsche 911 GT3	242.1	Private test
1	Marvin Klein		FRA	Pro 3	TFT Racing		Porsche 911 GT3	242.1	Private test
59	Maxence Maurice		FRA	Pro-A 1	IMSA LS Group Performance		Porsche 911 GT3	241.6	Private test
76	Louis Perrot		FRA	Pro 4	IMSA LS Group Performance		Porsche 911 GT3	241.6	Private test
73	Sébastien Poisson		FRA	Am 2	ABM		Porsche 911 GT3	241.6	Free Practice - 1
98	Dorian Boccolacci		FRA	Pro 5	Forestier Racing CLRT		Porsche 911 GT3	241.6	Free Practice - 1
97	Artem Slutskii		ISR	Pro 6	Target Compétition		Porsche 911 GT3	241.6	Free Practice - 1
7	Jérôme Boullery		FRA	Pro-A 2	Racing Technology		Porsche 911 GT3	241.0	Private test
53	Arthur Mathieu		FRA	Pro 7	Martinet by Alméras		Porsche 911 GT3	241.0	Private test
22	Alessandro Ghiretti		FRA	Pro 8	Martinet by Alméras		Porsche 911 GT3	241.0	Free Practice - 1
21								240.5	Private test
96	Zakhar Slutskii		ISR	Pro 9	Target Compétition		Porsche 911 GT3	240.5	Private test
2	Marc Guillot		FRA	Pro-A 3	HERRERO Racing		Porsche 911 GT3	240.5	Private test
38	Sébastien Dussollet		FRA	Pro-A 4	ABM		Porsche 911 GT3	240.5	Private test
12	Ludovic Lœul		FRA	Am 3	Porsche Lorient Racing		Porsche 911 GT3	240.5	Private test
27	Marlon Hernandez		FRA	Pro 10	ABM		Porsche 911 GT3	240.5	Private test
29	Louis Rousset		FRA	Pro 11	Forestier Racing CLRT		Porsche 911 GT3	240.5	Private test
5	Mathys Jaubert		FRA	Pro 12	TFT Racing		Porsche 911 GT3	240.5	Free Practice - 1
921	Fernando Monje		ESP	Pro 13	Martinet by Alméras		Porsche 911 GT3	240.5	Free Practice - 1
66	Gilles Colombani		FRA	Am 4	Team Clairet Sport		Porsche 911 GT3	240.0	Private test
56	Frédéric Ancel		FRA	Pro-A 5	Porsche Lorient Racing		Porsche 911 GT3	239.4	Private test
89	Bashar Mardini		CAN	Pro-A 6	Tsunami RT		Porsche 911 GT3	239.4	Private test
74	Victor Blugeon		FRA	Pro 14	ABM		Porsche 911 GT3	238.9	Private test
49	Karim Ajlani		CHE	Am 5	ABM		Porsche 911 GT3	238.9	Free Practice - 1
78	Dominique Bastien		USA	Am 6	Speedlover		Porsche 911 GT3	238.4	Private test
8	Christian Jaquillard		CHE	Am 7	Racing Technology		Porsche 911 GT3	238.4	Free Practice - 1
911	Christophe Lapierre		FRA	Pro-A 7	Martinet by Alméras		Porsche 911 GT3	238.4	Free Practice - 1





Red Bull Ring
Porsche Carrera Cup France
Free Practice - 1
Pit Stop Analysis



1 Marvin Klein Porsche 911 GT3 Cup
 Pro TFT Racing

N°	In Day Time	In Time	Out Time	Pit Time	T. Pit Time	Handicap	Diff.
1	11:31:03.969	11:31:03.969	11:35:12.727	4:08.758	4:08.758		
2	11:43:07.920	11:43:07.920	11:46:33.512	3:25.592	7:34.350		

2 Marc Guillot Porsche 911 GT3 Cup
 Pro-Am HERRERO Racing

N°	In Day Time	In Time	Out Time	Pit Time	T. Pit Time	Handicap	Diff.
1	11:35:05.976	11:35:05.976	11:38:40.069	3:34.093	3:34.093		

5 Mathys Jaubert Porsche 911 GT3 Cup
 Pro TFT Racing

N°	In Day Time	In Time	Out Time	Pit Time	T. Pit Time	Handicap	Diff.
1	11:31:05.121	11:31:05.121	11:36:23.757	5:18.636	5:18.636		
2	11:44:13.559	11:44:13.559	11:48:12.946	3:59.387	9:18.023		

7 Jérôme Boullery Porsche 911 GT3 Cup
 Pro-Am Racing Technology

N°	In Day Time	In Time	Out Time	Pit Time	T. Pit Time	Handicap	Diff.
1	11:31:30.872	11:31:30.872	11:35:33.106	4:02.234	4:02.234		
2	11:46:33.909	11:46:33.909	11:49:29.832	2:55.923	6:58.157		

8 Christian Jaquillard Porsche 911 GT3 Cup
 Am Racing Technology

N°	In Day Time	In Time	Out Time	Pit Time	T. Pit Time	Handicap	Diff.
1	11:37:39.327	11:37:39.327	11:40:52.887	3:13.560	3:13.560		

12 Ludovic Loeul Porsche 911 GT3 Cup
 Am Porsche Lorient Racing

N°	In Day Time	In Time	Out Time	Pit Time	T. Pit Time	Handicap	Diff.
1	11:36:28.666	11:36:28.666	11:41:26.800	4:58.134	4:58.134		
2	11:51:08.525	11:51:08.525	11:57:06.050	5:57.525	10:55.659		

22 Alessandro Ghiretti Porsche 911 GT3 Cup
 Pro Martinet by Alméras

N°	In Day Time	In Time	Out Time	Pit Time	T. Pit Time	Handicap	Diff.
1	11:31:22.523	11:31:22.523	11:33:44.767	2:22.244	2:22.244		
2	11:40:05.308	11:40:05.308	11:42:33.473	2:28.165	4:50.409		
3	11:45:37.903	11:45:37.903	11:47:34.451	1:56.548	6:46.957		

24 Alexandre Leroy Porsche 911 GT3 Cup
 Am TFT Racing

N°	In Day Time	In Time	Out Time	Pit Time	T. Pit Time	Handicap	Diff.
1	11:35:22.198	11:35:22.198	11:38:33.319	3:11.121	3:11.121		
2	11:48:11.159	11:48:11.159	11:50:20.956	2:09.797	5:20.918		

27 Marlon Hernandez Porsche 911 GT3 Cup
 Pro ABM

N°	In Day Time	In Time	Out Time	Pit Time	T. Pit Time	Handicap	Diff.
1	11:31:37.362	11:31:37.362	11:36:36.590	4:59.228	4:59.228		
2	11:45:59.880	11:45:59.880	11:49:38.336	3:38.456	8:37.684		

29 Louis Rousset Porsche 911 GT3 Cup
 Pro Forestier Racing CLRT

N°	In Day Time	In Time	Out Time	Pit Time	T. Pit Time	Handicap	Diff.
1	11:34:11.227	11:34:11.227	11:39:21.447	5:10.220	5:10.220		

38 Sébastien Dussolliet Porsche 911 GT3 Cup
 Pro-Am ABM

N°	In Day Time	In Time	Out Time	Pit Time	T. Pit Time	Handicap	Diff.
1	11:33:11.507	11:33:11.507	11:38:10.915	4:59.408	4:59.408		
2	11:52:21.137	11:52:21.137	11:55:14.691	2:53.554	7:52.962		

49 Karim Ajlani Porsche 911 GT3 Cup
 Am ABM

N°	In Day Time	In Time	Out Time	Pit Time	T. Pit Time	Handicap	Diff.
1	11:32:00.262	11:32:00.262	11:35:22.183	3:21.921	3:21.921		

53 Arthur Mathieu Porsche 911 GT3 Cup
 Pro Martinet by Alméras

N°	In Day Time	In Time	Out Time	Pit Time	T. Pit Time	Handicap	Diff.
1	11:34:01.229	11:34:01.229	11:38:06.467	4:05.238	4:05.238		
2	11:49:12.145	11:49:12.145	11:55:51.771	6:39.626	10:44.864		

56 Frédéric Ancel Porsche 911 GT3 Cup
 Pro-Am Porsche Lorient Racing

N°	In Day Time	In Time	Out Time	Pit Time	T. Pit Time	Handicap	Diff.
1	11:36:47.738	11:36:47.738	11:42:49.816	6:02.078	6:02.078		
2	11:50:48.733	11:50:48.733	11:54:31.674	3:42.941	9:45.019		

59 Maxence Maurice Porsche 911 GT3 Cup
 Pro-Am IMSA LS Group Performance

N°	In Day Time	In Time	Out Time	Pit Time	T. Pit Time	Handicap	Diff.
1	11:31:31.805	11:31:31.805	11:34:57.712	3:25.907	3:25.907		
2	11:47:29.429	11:47:29.429	11:53:14.268	5:44.839	9:10.746		

66 Gilles Colombani Porsche 911 GT3 Cup
 Am Team Clairet Sport

N°	In Day Time	In Time	Out Time	Pit Time	T. Pit Time	Handicap	Diff.
1	11:32:21.531	11:32:21.531	11:35:53.019	3:31.488	3:31.488		

73 Sébastien Poisson Porsche 911 GT3 Cup
 Am ABM

N°	In Day Time	In Time	Out Time	Pit Time	T. Pit Time	Handicap	Diff.
1	11:38:31.553	11:38:31.553	11:41:33.314	3:01.761	3:01.761		

74 Victor Blugeon Porsche 911 GT3 Cup
 Pro ABM

N°	In Day Time	In Time	Out Time	Pit Time	T. Pit Time	Handicap	Diff.
1	11:47:47.254	11:47:47.254	11:53:25.102	5:37.848	5:37.848		

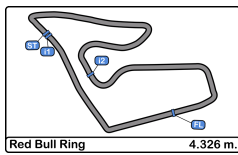
76 Louis Perrot Porsche 911 GT3 Cup
 Pro IMSA LS Group Performance

N°	In Day Time	In Time	Out Time	Pit Time	T. Pit Time	Handicap	Diff.
1	11:30:08.226	11:30:08.226	11:32:33.710	2:25.484	2:25.484		
2	11:46:52.829	11:46:52.829	11:48:57.794	2:04.965	4:30.449		

77 Jérémy Sarhy Porsche 911 GT3 Cup
 Pro Racing Technology

N°	In Day Time	In Time	Out Time	Pit Time	T. Pit Time	Handicap	Diff.
1	11:31:06.621	11:31:06.621	11:36:20.050	5:13.429	5:13.429		
2	11:42:39.064	11:42:39.064	11:44:30.219	1:51.155	7:04.584		
3	11:50:49.353	11:50:49.353	11:54:24.146	3:34.793	10:39.377		





Red Bull Ring
Porsche Carrera Cup France
Free Practice - 1
Pit Stop Analysis



78 Dominique Bastien Porsche 911 GT3 Cup
 Am Speedlover

N°	In Day Time	In Time	Out Time	Pit Time	T. Pit Time	Handicap	Diff.
1	11:38:54.992	11:38:54.992	11:40:36.985	1:41.993	1:41.993		

89 Bashar Mardini Porsche 911 GT3 Cup
 Pro-Am Tsunami RT

N°	In Day Time	In Time	Out Time	Pit Time	T. Pit Time	Handicap	Diff.
1	11:36:19.664	11:36:19.664	11:40:30.273	4:10.609	4:10.609		

96 Zakhar Slutskii Porsche 911 GT3 Cup
 Pro Target Compétition

N°	In Day Time	In Time	Out Time	Pit Time	T. Pit Time	Handicap	Diff.
1	11:27:38.525	11:27:38.525	11:33:19.242	5:40.717	5:40.717		
2	11:44:24.175	11:44:24.175	11:49:36.446	5:12.271	10:52.988		

97 Artem Slutskii Porsche 911 GT3 Cup
 Pro Target Compétition

N°	In Day Time	In Time	Out Time	Pit Time	T. Pit Time	Handicap	Diff.
1	11:27:40.529	11:27:40.529	11:33:17.309	5:36.780	5:36.780		
2	11:42:43.904	11:42:43.904	11:48:30.938	5:47.034	11:23.814		

98 Dorian Boccolacci Porsche 911 GT3 Cup
 Pro Forestier Racing CLRT

N°	In Day Time	In Time	Out Time	Pit Time	T. Pit Time	Handicap	Diff.
1	11:29:31.310	11:29:31.310	11:33:39.156	4:07.846	4:07.846		
2	11:44:31.035	11:44:31.035	11:47:30.540	2:59.505	7:07.351		

99 Benjamin Paque Porsche 911 GT3 Cup
 Pro Forestier Racing CLRT

N°	In Day Time	In Time	Out Time	Pit Time	T. Pit Time	Handicap	Diff.
1	11:31:33.362	11:31:33.362	11:36:33.265	4:59.903	4:59.903		
2	11:45:59.090	11:45:59.090	11:49:41.515	3:42.425	8:42.328		

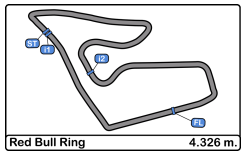
911 Christophe Lapierre Porsche 911 GT3 Cup
 Pro-Am Martinet by Alméras

N°	In Day Time	In Time	Out Time	Pit Time	T. Pit Time	Handicap	Diff.
1	11:31:18.652	11:31:18.652	11:34:51.749	3:33.097	3:33.097		
2	11:45:57.744	11:45:57.744	11:48:05.192	2:07.448	5:40.545		

921 Fernando Monje Porsche 911 GT3 Cup
 Pro Martinet by Alméras

N°	In Day Time	In Time	Out Time	Pit Time	T. Pit Time	Handicap	Diff.
1	11:35:13.828	11:35:13.828	11:39:33.574	4:19.746	4:19.746		

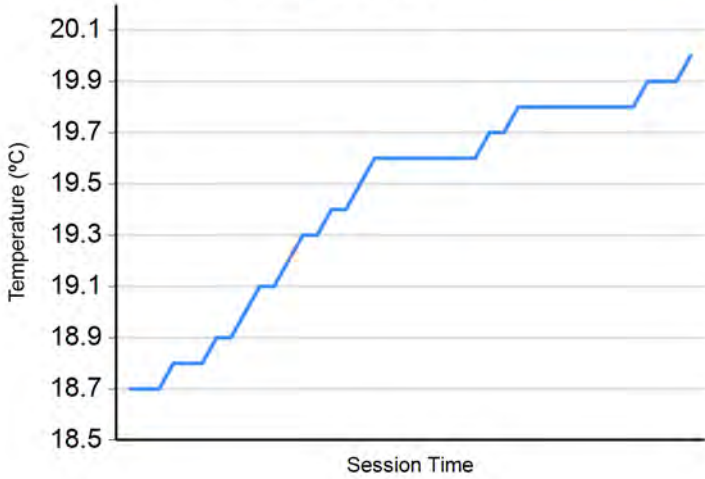




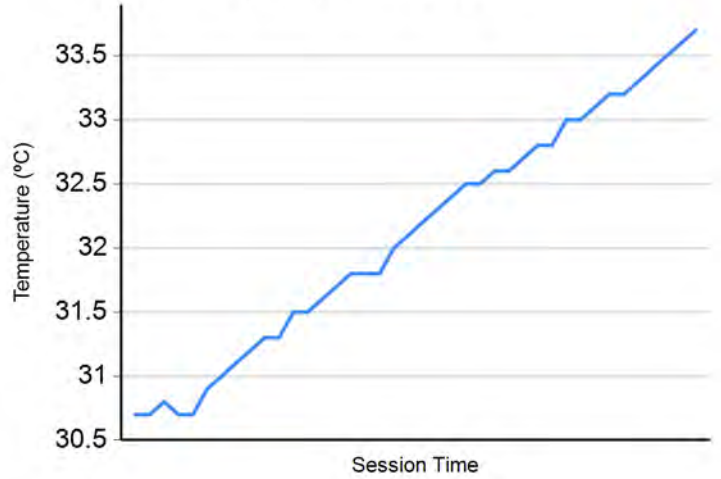
Red Bull Ring
Porsche Carrera Cup France
Free Practice - 1
Weather Report



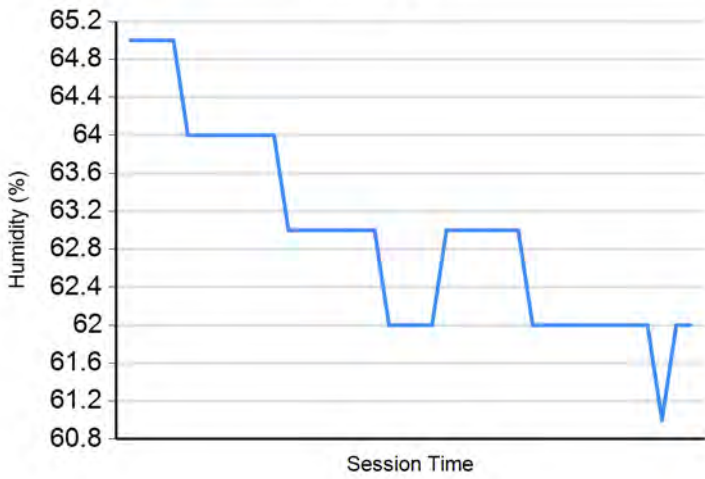
Air Temperature



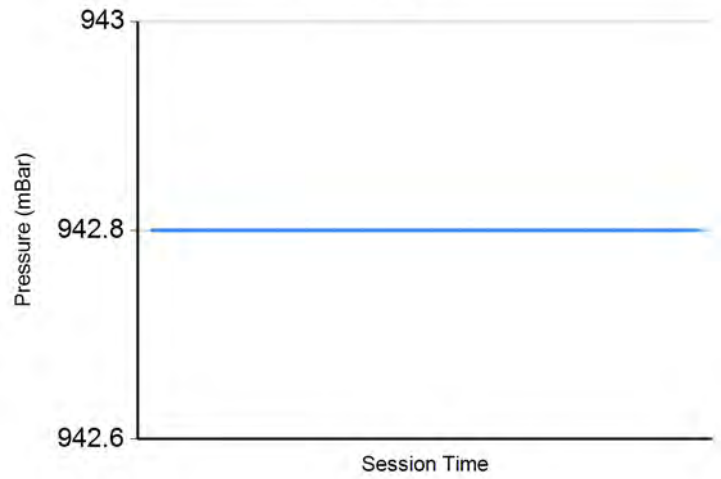
Track Temperature



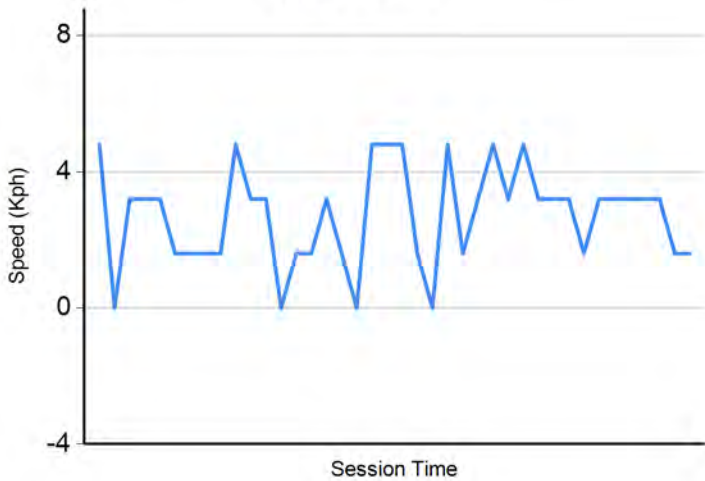
Humidity



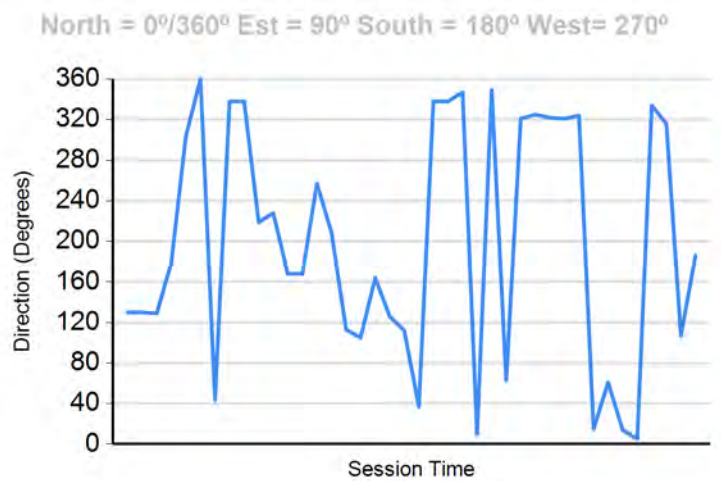
Pressure

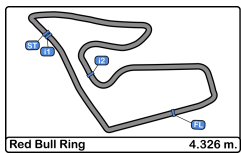


Wind Speed



Wind direction





Red Bull Ring
Porsche Carrera Cup France
Free Practice - 2
Provisional Results



Clas	Nº	Driver	Nat	Cat	Clas	Team	Nat	Vehicle	Laps	Best	Time	Gap	Interval	Km/h
1	5	Mathys Jaubert	FRA	Pro	1	TFT Racing	FRA	Porsche 911 GT3 Cup	21	18	1:31.783			169.6
2	98	Dorian Boccocacci	FRA	Pro	2	Forestier Racing CLRT	FRA	Porsche 911 GT3 Cup	25	18	1:31.891	0.108	0.108	169.4
3	1	Marvin Klein	FRA	Pro	3	TFT Racing	FRA	Porsche 911 GT3 Cup	21	20	1:31.936	0.153	0.045	169.3
4	29	Louis Rousset	FRA	Pro	4	Forestier Racing CLRT	FRA	Porsche 911 GT3 Cup	22	20	1:32.288	0.505	0.352	168.7
5	96	Zakhar Slutskii	ISR	Pro	5	Target Compétition	ITA	Porsche 911 GT3 Cup	22	18	1:32.301	0.518	0.013	168.7
6	99	Benjamin Paque	BEL	Pro	6	Forestier Racing CLRT	FRA	Porsche 911 GT3 Cup	21	18	1:32.320	0.537	0.019	168.6
7	97	Artem Slutskii	ISR	Pro	7	Target Compétition	ITA	Porsche 911 GT3 Cup	23	21	1:32.475	0.692	0.155	168.4
8	22	Alessandro Ghiretti	FRA	Pro	8	Martinet by Alméras	FRA	Porsche 911 GT3 Cup	22	17	1:32.477	0.694	0.002	168.4
9	2	Marc Guillot	FRA	Pro-Am	1	HERRERO Racing	FRA	Porsche 911 GT3 Cup	22	16	1:32.745	0.962	0.268	167.9
10	76	Louis Perrot	FRA	Pro	9	IMSA LS Group Performance	FRA	Porsche 911 GT3 Cup	23	15	1:32.845	1.062	0.100	167.7
11	77	Jérémy Sarhy	FRA	Pro	10	Racing Technology	FRA	Porsche 911 GT3 Cup	12	7	1:32.987	1.204	0.142	167.4
12	27	Marlon Hernandez	FRA	Pro	11	ABM	FRA	Porsche 911 GT3 Cup	22	20	1:33.063	1.280	0.076	167.3
13	89	Bashar Mardini	CAN	Pro-Am	2	Tsunami RT	ITA	Porsche 911 GT3 Cup	22	14	1:33.138	1.355	0.075	167.2
14	74	Victor Blugeon	FRA	Pro	12	ABM	FRA	Porsche 911 GT3 Cup	21	14	1:33.213	1.430	0.075	167.0
15	7	Jérôme Boullery	FRA	Pro-Am	3	Racing Technology	FRA	Porsche 911 GT3 Cup	22	12	1:33.309	1.526	0.096	166.9
16	921	Fernando Monje	ESP	Pro	13	Martinet by Alméras	FRA	Porsche 911 GT3 Cup	23	19	1:33.401	1.618	0.092	166.7
17	12	Ludovic Loeul	FRA	Am	1	Porsche Lorient Racing	FRA	Porsche 911 GT3 Cup	24	21	1:33.581	1.798	0.180	166.4
18	38	Sébastien Dussollet	FRA	Pro-Am	4	ABM	FRA	Porsche 911 GT3 Cup	23	15	1:33.648	1.865	0.067	166.2
19	59	Maxence Maurice	FRA	Pro-Am	5	IMSA LS Group Performance	FRA	Porsche 911 GT3 Cup	24	21	1:33.702	1.919	0.054	166.2
20	53	Arthur Mathieu	FRA	Pro	14	Martinet by Alméras	FRA	Porsche 911 GT3 Cup	24	7	1:33.795	2.012	0.093	166.0
21	911	Christophe Lapierre	FRA	Pro-Am	6	Martinet by Alméras	FRA	Porsche 911 GT3 Cup	21	13	1:33.840	2.057	0.045	165.9
22	73	Sébastien Poisson	FRA	Am	2	ABM	FRA	Porsche 911 GT3 Cup	25	9	1:33.870	2.087	0.030	165.9
23	56	Frédéric Ancel	FRA	Pro-Am	7	Porsche Lorient Racing	FRA	Porsche 911 GT3 Cup	24	9	1:34.243	2.460	0.373	165.2
24	49	Karim Ajlani	CHE	Am	3	ABM	FRA	Porsche 911 GT3 Cup	21	17	1:34.335	2.552	0.092	165.0
25	66	Gilles Colombani	FRA	Am	4	Team Clairet Sport	FRA	Porsche 911 GT3 Cup	23	19	1:34.394	2.611	0.059	164.9
26	8	Christian Jaquillard	CHE	Am	5	Racing Technology	FRA	Porsche 911 GT3 Cup	22	20	1:34.828	3.045	0.434	164.2
27	24	Alexandre Leroy	BEL	Am	6	TFT Racing	FRA	Porsche 911 GT3 Cup	22	19	1:34.866	3.083	0.038	164.1
28	78	Dominique Bastien	USA	Am	7	Speedlover	BEL	Porsche 911 GT3 Cup	21	19	1:37.537	5.754	2.671	159.6

*** PENALTIES**

CARS #2 - #5 - #7 - #12 - #22 - #24 - #27 - #29 - #38 - #49 - #53 - #56 SOME LAP TIMES DELETED DUE TRACK LIMITS

CARS #59 - #66 - #73 - #74 - #76 - #77 - #89 - #96 - #97 - #98 - #99 - #911 - #921 SOME LAP TIMES DELETED DUE TRACK LIMITS

Published at:.....

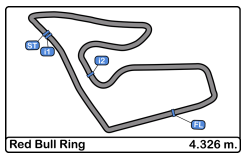
Track Temp: **38.7 °C** Air Temp: **26.1 °C** Humidity: **44 %** Track Status: **DRY**

Race Director:

Timekeeper:

Luis Garcia
 JOB-1605-ESP/M





Red Bull Ring
Porsche Carrera Cup France
Free Practice - 2
Provisional Results by Category



Pro														
Clas	Nº	Driver	Nat	Cat	Clas	Team	Nat	Vehicle	Laps	Best	Time	Gap	Interval	Km/h
1	5	Mathys Jaubert	FRA	Pro	1	TFT Racing	FRA	Porsche 911 GT3 Cup	21	18	1:31.783			169.6
2	98	Dorian Bocolacci	FRA	Pro	2	Forestier Racing CLRT	FRA	Porsche 911 GT3 Cup	25	18	1:31.891	0.108	0.108	169.4
3	1	Marvin Klein	FRA	Pro	3	TFT Racing	FRA	Porsche 911 GT3 Cup	21	20	1:31.936	0.153	0.045	169.3
4	29	Louis Rousset	FRA	Pro	4	Forestier Racing CLRT	FRA	Porsche 911 GT3 Cup	22	20	1:32.288	0.505	0.352	168.7
5	96	Zakhar Slutskii	ISR	Pro	5	Target Compétition	ITA	Porsche 911 GT3 Cup	22	18	1:32.301	0.518	0.013	168.7
6	99	Benjamin Paque	BEL	Pro	6	Forestier Racing CLRT	FRA	Porsche 911 GT3 Cup	21	18	1:32.320	0.537	0.019	168.6
7	97	Artem Slutskii	ISR	Pro	7	Target Compétition	ITA	Porsche 911 GT3 Cup	23	21	1:32.475	0.692	0.155	168.4
8	22	Alessandro Ghiretti	FRA	Pro	8	Martinet by Alméras	FRA	Porsche 911 GT3 Cup	22	17	1:32.477	0.694	0.002	168.4
9	76	Louis Perrot	FRA	Pro	9	IMSA LS Group Performance	FRA	Porsche 911 GT3 Cup	23	15	1:32.845	1.062	0.368	167.7
10	77	Jérémy Sarhy	FRA	Pro	10	Racing Technology	FRA	Porsche 911 GT3 Cup	12	7	1:32.987	1.204	0.142	167.4
11	27	Marlon Hernandez	FRA	Pro	11	ABM	FRA	Porsche 911 GT3 Cup	22	20	1:33.063	1.280	0.076	167.3
12	74	Victor Blugeon	FRA	Pro	12	ABM	FRA	Porsche 911 GT3 Cup	21	14	1:33.213	1.430	0.150	167.0
13	921	Fernando Monje	ESP	Pro	13	Martinet by Alméras	FRA	Porsche 911 GT3 Cup	23	19	1:33.401	1.618	0.188	166.7
14	53	Arthur Mathieu	FRA	Pro	14	Martinet by Alméras	FRA	Porsche 911 GT3 Cup	24	7	1:33.795	2.012	0.394	166.0

Pro-Am														
Clas	Nº	Driver	Nat	Cat	Clas	Team	Nat	Vehicle	Laps	Best	Time	Gap	Interval	Km/h
1	2	Marc Guillot	FRA	Pro-Am	1	HERRERO Racing	FRA	Porsche 911 GT3 Cup	22	16	1:32.745			167.9
2	89	Bashar Mardini	CAN	Pro-Am	2	Tsunami RT	ITA	Porsche 911 GT3 Cup	22	14	1:33.138	0.393	0.393	167.2
3	7	Jérôme Boullery	FRA	Pro-Am	3	Racing Technology	FRA	Porsche 911 GT3 Cup	22	12	1:33.309	0.564	0.171	166.9
4	38	Sébastien Dussollet	FRA	Pro-Am	4	ABM	FRA	Porsche 911 GT3 Cup	23	15	1:33.648	0.903	0.339	166.2
5	59	Maxence Maurice	FRA	Pro-Am	5	IMSA LS Group Performance	FRA	Porsche 911 GT3 Cup	24	21	1:33.702	0.957	0.054	166.2
6	911	Christophe Lapierre	FRA	Pro-Am	6	Martinet by Alméras	FRA	Porsche 911 GT3 Cup	21	13	1:33.840	1.095	0.138	165.9
7	56	Frédéric Ancel	FRA	Pro-Am	7	Porsche Lorient Racing	FRA	Porsche 911 GT3 Cup	24	9	1:34.243	1.498	0.403	165.2

Am														
Clas	Nº	Driver	Nat	Cat	Clas	Team	Nat	Vehicle	Laps	Best	Time	Gap	Interval	Km/h
1	12	Ludovic Loel	FRA	Am	1	Porsche Lorient Racing	FRA	Porsche 911 GT3 Cup	24	21	1:33.581			166.4
2	73	Sébastien Poisson	FRA	Am	2	ABM	FRA	Porsche 911 GT3 Cup	25	9	1:33.870	0.289	0.289	165.9
3	49	Karim Ajlani	CHE	Am	3	ABM	FRA	Porsche 911 GT3 Cup	21	17	1:34.335	0.754	0.465	165.0
4	66	Gilles Colombani	FRA	Am	4	Team Clairet Sport	FRA	Porsche 911 GT3 Cup	23	19	1:34.394	0.813	0.059	164.9
5	8	Christian Jaquillard	CHE	Am	5	Racing Technology	FRA	Porsche 911 GT3 Cup	22	20	1:34.828	1.247	0.434	164.2
6	24	Alexandre Leroy	BEL	Am	6	TFT Racing	FRA	Porsche 911 GT3 Cup	22	19	1:34.866	1.285	0.038	164.1
7	78	Dominique Bastien	USA	Am	7	Speedlover	BEL	Porsche 911 GT3 Cup	21	19	1:37.537	3.956	2.671	159.6

*** PENALTIES**

CARS #2 - #5 - #7 - #12 - #22 - #24 - #27 - #29 - #38 - #49 - #53 - #56 SOME LAP TIMES DELETED DUE TRACK LIMITS

CARS #59 - #66 - #73 - #74 - #76 - #77 - #89 - #96 - #97 - #98 - #99 - #911 - #921 SOME LAP TIMES DELETED DUE TRACK LIMITS

Published at:.....

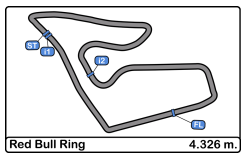
Track Temp: **38.7 °C** Air Temp: **26.1 °C** Humidity: **44 %** Track Status: **DRY**

Race Director:

Timekeeper:

Luis Garcia
 JOB-1605-ESP/M





Red Bull Ring
Porsche Carrera Cup France
Free Practice - 2
Provisional Results by Class



Rookie														
Clas	Nº	Driver	Nat	Cat	Clas	Team	Nat	Vehicle	Laps	Best	Time	Gap	Interval	Km/h
1	5	Mathys Jaubert	FRA	R	1	TFT Racing	FRA	Porsche 911 GT3 Cup	21	18	1:31.783			169.6
2	29	Louis Rousset	FRA	R	2	Forestier Racing CLRT	FRA	Porsche 911 GT3 Cup	22	20	1:32.288	0.505	0.505	168.7
3	99	Benjamin Paque	BEL	R	3	Forestier Racing CLRT	FRA	Porsche 911 GT3 Cup	21	18	1:32.320	0.537	0.032	168.6
4	27	Marlon Hernandez	FRA	R	4	ABM	FRA	Porsche 911 GT3 Cup	22	20	1:33.063	1.280	0.743	167.3
Clas	Nº	Driver	Nat	Cat	Clas	Team	Nat	Vehicle	Laps	Best	Time	Gap	Interval	Km/h
1	98	Dorian Bocolacci	FRA			Forestier Racing CLRT	FRA	Porsche 911 GT3 Cup	25	18	1:31.891			169.4
2	1	Marvin Klein	FRA			TFT Racing	FRA	Porsche 911 GT3 Cup	21	20	1:31.936	0.045	0.045	169.3
3	96	Zakhar Slutskii	ISR			Target Compétition	ITA	Porsche 911 GT3 Cup	22	18	1:32.301	0.410	0.365	168.7
4	97	Artem Slutskii	ISR			Target Compétition	ITA	Porsche 911 GT3 Cup	23	21	1:32.475	0.584	0.174	168.4
5	22	Alessandro Ghiretti	FRA			Martinet by Alméras	FRA	Porsche 911 GT3 Cup	22	17	1:32.477	0.586	0.002	168.4
6	2	Marc Guillot	FRA			HERRERO Racing	FRA	Porsche 911 GT3 Cup	22	16	1:32.745	0.854	0.268	167.9
7	76	Louis Perrot	FRA			IMSA LS Group Performance	FRA	Porsche 911 GT3 Cup	23	15	1:32.845	0.954	0.100	167.7
8	77	Jérémy Sarhy	FRA			Racing Technology	FRA	Porsche 911 GT3 Cup	12	7	1:32.987	1.096	0.142	167.4
9	89	Bashar Mardini	CAN			Tsunami RT	ITA	Porsche 911 GT3 Cup	22	14	1:33.138	1.247	0.151	167.2
10	74	Victor Blugeon	FRA			ABM	FRA	Porsche 911 GT3 Cup	21	14	1:33.213	1.322	0.075	167.0
11	7	Jérôme Boullery	FRA			Racing Technology	FRA	Porsche 911 GT3 Cup	22	12	1:33.309	1.418	0.096	166.9
12	921	Fernando Monje	ESP			Martinet by Alméras	FRA	Porsche 911 GT3 Cup	23	19	1:33.401	1.510	0.092	166.7
13	12	Ludovic Loeul	FRA			Porsche Lorient Racing	FRA	Porsche 911 GT3 Cup	24	21	1:33.581	1.690	0.180	166.4
14	38	Sébastien Dussolliet	FRA			ABM	FRA	Porsche 911 GT3 Cup	23	15	1:33.648	1.757	0.067	166.2
15	59	Maxence Maurice	FRA			IMSA LS Group Performance	FRA	Porsche 911 GT3 Cup	24	21	1:33.702	1.811	0.054	166.2
16	53	Arthur Mathieu	FRA			Martinet by Alméras	FRA	Porsche 911 GT3 Cup	24	7	1:33.795	1.904	0.093	166.0
17	911	Christophe Lapiere	FRA			Martinet by Alméras	FRA	Porsche 911 GT3 Cup	21	13	1:33.840	1.949	0.045	165.9
18	73	Sébastien Poisson	FRA			ABM	FRA	Porsche 911 GT3 Cup	25	9	1:33.870	1.979	0.030	165.9
19	56	Frédéric Ancel	FRA			Porsche Lorient Racing	FRA	Porsche 911 GT3 Cup	24	9	1:34.243	2.352	0.373	165.2
20	49	Karim Ajlani	CHE			ABM	FRA	Porsche 911 GT3 Cup	21	17	1:34.335	2.444	0.092	165.0
21	66	Gilles Colombani	FRA			Team Clairet Sport	FRA	Porsche 911 GT3 Cup	23	19	1:34.394	2.503	0.059	164.9
22	8	Christian Jaquillard	CHE			Racing Technology	FRA	Porsche 911 GT3 Cup	22	20	1:34.828	2.937	0.434	164.2
23	24	Alexandre Leroy	BEL			TFT Racing	FRA	Porsche 911 GT3 Cup	22	19	1:34.866	2.975	0.038	164.1
24	78	Dominique Bastien	USA			Speedlover	BEL	Porsche 911 GT3 Cup	21	19	1:37.537	5.646	2.671	159.6

*** PENALTIES**

CARS #2 - #5 - #7 - #12 - #22 - #24 - #27 - #29 - #38 - #49 - #53 - #56 SOME LAP TIMES DELETED DUE TRACK LIMITS

CARS #59 - #66 - #73 - #74 - #76 - #77 - #89 - #96 - #97 - #98 - #99 - #911 - #921 SOME LAP TIMES DELETED DUE TRACK LIMITS

Published at:.....

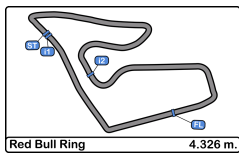
Track Temp: **38.7 °C** Air Temp: **26.1 °C** Humidity: **44 %** Track Status: **DRY**

Race Director:

Timekeeper:

Luis Garcia
 JOB-1605-ESP/M





Red Bull Ring
Porsche Carrera Cup France
Free Practice - 2
Provisional 2 Fastest Lap Results



Clas	Nº	Driver	Nat	Cat	Clas	Team	Nat	Vehicle	Laps	Best	Time	Gap	Interval	Km/h
1	98	Dorian Bocolacci	FRA	Pro	1	Forestier Racing CLRT	FRA	Porsche 911 GT3 Cup	25	20	1:31.986			169.4
2	1	Marvin Klein	FRA	Pro	2	TFT Racing	FRA	Porsche 911 GT3 Cup	21	18	1:32.094	0.108	0.108	169.3
3	5	Mathys Jaubert	FRA	Pro	3	TFT Racing	FRA	Porsche 911 GT3 Cup	21	16	1:32.145	0.159	0.051	169.6
4	29	Louis Rousset	FRA	Pro	4	Forestier Racing CLRT	FRA	Porsche 911 GT3 Cup	22	15	1:32.346	0.360	0.201	168.7
5	99	Benjamin Paque	BEL	Pro	5	Forestier Racing CLRT	FRA	Porsche 911 GT3 Cup	21	15	1:32.361	0.375	0.015	168.6
6	96	Zakhar Slutsii	ISR	Pro	6	Target Compétition	ITA	Porsche 911 GT3 Cup	22	19	1:32.366	0.380	0.005	168.7
7	22	Alessandro Ghiretti	FRA	Pro	7	Martinet by Alméras	FRA	Porsche 911 GT3 Cup	22	7	1:32.503	0.517	0.137	168.4
8	97	Artem Slutsii	ISR	Pro	8	Target Compétition	ITA	Porsche 911 GT3 Cup	23	10	1:32.528	0.542	0.025	168.4
9	2	Marc Guillot	FRA	Pro-Am	1	HERRERO Racing	FRA	Porsche 911 GT3 Cup	22	10	1:32.891	0.905	0.363	167.9
10	76	Louis Perrot	FRA	Pro	9	IMSA LS Group Performance	FRA	Porsche 911 GT3 Cup	23	20	1:32.942	0.956	0.051	167.7
11	27	Marlon Hernandez	FRA	Pro	10	ABM	FRA	Porsche 911 GT3 Cup	22	15	1:33.116	1.130	0.174	167.3
12	89	Bashar Mardini	CAN	Pro-Am	2	Tsunami RT	ITA	Porsche 911 GT3 Cup	22	19	1:33.174	1.188	0.058	167.2
13	77	Jérémy Sarhy	FRA	Pro	11	Racing Technology	FRA	Porsche 911 GT3 Cup	12	8	1:33.195	1.209	0.021	167.4
14	74	Victor Blugeon	FRA	Pro	12	ABM	FRA	Porsche 911 GT3 Cup	21	6	1:33.220	1.234	0.025	167.0
15	7	Jérôme Boullery	FRA	Pro-Am	3	Racing Technology	FRA	Porsche 911 GT3 Cup	22	6	1:33.374	1.388	0.154	166.9
16	921	Fernando Monje	ESP	Pro	13	Martinet by Alméras	FRA	Porsche 911 GT3 Cup	23	17	1:33.464	1.478	0.090	166.7
17	38	Sébastien Dussolliet	FRA	Pro-Am	4	ABM	FRA	Porsche 911 GT3 Cup	23	13	1:33.702	1.716	0.238	166.2
18	59	Maxence Maurice	FRA	Pro-Am	5	IMSA LS Group Performance	FRA	Porsche 911 GT3 Cup	24	9	1:33.774	1.788	0.072	166.2
19	12	Ludovic Loeul	FRA	Am	1	Porsche Lorient Racing	FRA	Porsche 911 GT3 Cup	24	8	1:33.793	1.807	0.019	166.4
20	53	Arthur Mathieu	FRA	Pro	14	Martinet by Alméras	FRA	Porsche 911 GT3 Cup	24	22	1:33.822	1.836	0.029	166.0
21	911	Christophe Lapierre	FRA	Pro-Am	6	Martinet by Alméras	FRA	Porsche 911 GT3 Cup	21	18	1:33.917	1.931	0.095	165.9
22	73	Sébastien Poisson	FRA	Am	2	ABM	FRA	Porsche 911 GT3 Cup	25	11	1:33.992	2.006	0.075	165.9
23	56	Frédéric Ancel	FRA	Pro-Am	7	Porsche Lorient Racing	FRA	Porsche 911 GT3 Cup	24	14	1:34.317	2.331	0.325	165.2
24	49	Karim Ajlani	CHE	Am	3	ABM	FRA	Porsche 911 GT3 Cup	21	18	1:34.365	2.379	0.048	165.0
25	66	Gilles Colombani	FRA	Am	4	Team Clairet Sport	FRA	Porsche 911 GT3 Cup	23	16	1:34.413	2.427	0.048	164.9
26	24	Alexandre Leroy	BEL	Am	5	TFT Racing	FRA	Porsche 911 GT3 Cup	22	21	1:34.969	2.983	0.556	164.1
27	8	Christian Jaquillard	CHE	Am	6	Racing Technology	FRA	Porsche 911 GT3 Cup	22	21	1:35.327	3.341	0.358	164.2
28	78	Dominique Bastien	USA	Am	7	Speedlover	BEL	Porsche 911 GT3 Cup	21	20	1:37.662	5.676	2.335	159.6

*** PENALTIES**

CARS #2 - #5 - #7 - #12 - #22 - #24 - #27 - #29 - #38 - #49 - #53 - #56 SOME LAP TIMES DELETED DUE TRACK LIMITS

CARS #59 - #66 - #73 - #74 - #76 - #77 - #89 - #96 - #97 - #98 - #99 - #911 - #921 SOME LAP TIMES DELETED DUE TRACK LIMITS

Published at:.....

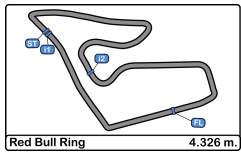
Track Temp: **38.7 °C** Air Temp: **26.1 °C** Humidity: **44 %** Track Status: **DRY**

Race Director:

Timekeeper:

Luis Garcia
 JOB-1605-ESP/M





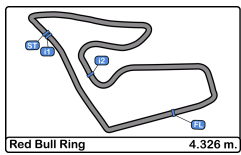
Red Bull Ring
Porsche Carrera Cup France
Free Practice - 2
Lap Analysis



1 Pro Marvin Klein Porsche 911 GT3 Cup							5 Pro Mathys Jaubert Porsche 911 GT3 Cup								
Lap	D	Time	Sector 1	Sector 2	Sector 3	T. Spd	Elapsed	Lap	D	Time	Sector 1	Sector 2	Sector 3	T. Spd	Elapsed
1		16:17:55.302	16:16:37.584	45.024	32.694	214.7	16:17:55.302	1		16:20:10.298	16:18:54.834	44.377	31.087	202.2	16:20:10.298
2		1:35.156	23.768	41.995	29.393	229.7	16:19:30.458	2		1:37.381	23.791	42.168	31.422	213.8	16:21:47.679
3		1:33.356	22.932	41.400	29.024	236.3	16:21:03.814	3		1:34.052	23.081	41.881	29.090	234.2	16:23:21.731
4		1:33.091	22.780	41.209	29.102	237.3	16:22:36.905	4		1:33.346	22.892	41.297	29.157	238.9	16:24:55.077
5		1:40.267 P	22.769	41.112	36.386	236.8	16:24:17.172	5		1:32.746	22.848	40.995	28.903	236.3	16:26:27.823
6		4:11.699	3:01.500	41.268	28.931	229.2	16:28:28.871	6		4:33.140	23.053	41.155	28.902	235.8	16:28:00.933
7		1:33.034	22.746	41.186	29.102	235.8	16:30:01.905	7		1:40.309 P	22.865	41.114	36.330	235.8	16:29:41.242
8		1:32.690	22.698	40.940	29.052	237.3	16:31:34.595	8		5:19.083	4:04.196	41.635	33.252	229.2	16:35:00.325
9		1:43.133 P	22.681	41.520	38.932	236.8	16:33:17.728	9		1:33.767	22.952	41.396	29.419	235.2	16:36:34.092
10		4:25.225	3:13.907	41.542	29.776	229.2	16:37:42.953	10		1:32.888	22.867	41.087	28.934	237.3	16:38:06.980
11		1:32.807	22.747	40.944	29.116	236.3	16:39:15.760	11		1:33.464	22.826	41.222	29.416	235.8	16:39:40.444
12		1:39.839 P	22.829	40.978	36.032	237.3	16:40:55.599	12		1:39.893 P	22.710	41.174	36.009	236.8	16:41:20.337
13		5:01.117	3:45.175	45.914	30.028	165.6	16:45:56.716	13		5:17.821	4:04.089	43.788	29.944	200.0	16:46:38.158
14		1:33.271	23.100	41.251	28.920	233.2	16:47:29.987	14		1:39.291	25.819	42.765	30.707	198.8	16:48:17.449
15		1:32.629	22.758	40.856	29.015	235.8	16:49:02.616	15		1:32.230	22.668	40.924	28.638	236.3	16:49:49.679
16		1:32.164	22.710	40.839	28.615	235.8	16:50:34.780	16		1:32.145	22.604	40.934	28.607	237.3	16:51:21.824
17		1:34.820	22.611	41.109	31.100	234.7	16:52:09.600	17		1:33.209	22.606	40.715	29.888	237.3	16:52:55.033
18		1:32.094	22.715	40.727	28.652	237.3	16:53:41.694	18		1:31.783	22.572	40.681	28.530	236.8	16:54:26.816
19		1:33.430	22.548	40.972	29.910	236.8	16:55:15.124	19		1:34.908	22.608	43.338	28.962	237.8	16:56:01.724
20		1:31.936	22.617	40.718	28.601	236.3	16:56:47.060	20		1:33.878	22.620	40.885	30.373	237.3	16:57:35.602
21		2:00.995 P	26.420	50.142	44.433	151.4	16:58:48.055	21		1:58.585 P	26.944	49.505	42.136	149.3	16:59:34.187

2 Pro-Am Marc Guillot Porsche 911 GT3 Cup							7 Pro-Am Jérôme Boullery Porsche 911 GT3 Cup								
Lap	D	Time	Sector 1	Sector 2	Sector 3	T. Spd	Elapsed	Lap	D	Time	Sector 1	Sector 2	Sector 3	T. Spd	Elapsed
1		16:20:20.840	16:19:02.639	46.877	31.324	183.3	16:20:20.840	1		16:18:13.145	16:16:50.416	50.219	32.510	169.2	16:18:13.145
2		1:42.640	23.629	47.815	31.196	217.7	16:22:03.480	2		1:43.529	28.334	44.659	30.536	143.2	16:19:56.674
3		1:35.082	23.186	42.142	29.754	233.7	16:23:38.562	3		1:35.330	23.594	42.251	29.485	231.2	16:21:32.004
4		1:34.916	23.186	42.094	29.636	234.2	16:25:13.478	4		1:33.645	23.035	41.432	29.178	236.8	16:23:05.649
5		1:46.156 P	24.634	43.357	38.165	214.2	16:26:59.634	5		4:34.138	23.123	41.639	29.376	235.2	16:24:39.787
6		3:27.027	2:09.538	47.047	30.442	157.2	16:30:26.661	6		1:33.374	22.889	41.540	28.945	236.8	16:26:13.161
7		1:37.304	23.753	42.624	30.927	227.3	16:32:03.965	7		1:33.672	22.920	41.278	29.474	237.3	16:27:46.833
8		1:33.371	22.930	41.248	29.193	235.8	16:33:37.336	8		1:41.263 P	22.974	41.224	37.065	237.3	16:29:28.096
9		1:33.239	22.953	41.276	29.010	236.3	16:35:10.575	9		5:25.730	4:14.562	41.842	29.326	226.8	16:34:53.826
10		1:32.891	22.889	41.143	28.859	236.8	16:36:43.466	10		1:34.664	23.523	41.747	29.394	235.2	16:36:28.490
11		1:43.962 P	22.947	41.811	39.204	236.3	16:38:27.428	11		1:33.961	23.158	41.635	29.168	235.2	16:38:02.451
12		3:12.444	2:01.843	41.440	29.161	233.2	16:41:39.872	12		1:33.309	23.121	41.236	28.952	236.8	16:39:35.760
13		1:33.075	22.896	41.213	28.966	236.3	16:43:12.947	13		1:34.037	23.064	41.493	29.480	236.8	16:41:09.797
14		4:33.720	22.873	41.126	29.730	236.8	16:44:46.676	14		1:35.867	23.413	41.716	30.738	236.3	16:42:45.664
15		4:34.663	23.835	41.693	29.135	227.3	16:46:21.339	15		1:33.461	22.992	41.265	29.204	237.3	16:44:19.125
16		1:32.745	22.860	41.030	28.855	237.3	16:47:54.084	16		1:43.027 P	22.997	41.569	38.461	236.8	16:46:02.152
17		1:33.452	22.856	41.484	29.112	237.8	16:49:27.536	17		4:28.249	3:17.269	41.708	29.272	230.7	16:50:30.401
18		1:42.206 P	23.517	42.462	36.227	225.4	16:51:09.742	18		1:34.057	23.611	41.209	29.237	236.3	16:52:04.458
19		3:13.836	2:02.359	42.341	29.136	226.4	16:54:23.578	19		1:33.533	23.022	41.471	29.040	236.8	16:53:37.991
20		1:33.325	22.940	41.374	29.011	236.8	16:55:56.903	20		1:33.404	23.071	41.382	28.951	237.3	16:55:11.395
21		4:33.474	23.017	41.293	29.164	235.8	16:57:30.377	21		1:33.896	22.878	41.951	29.067	238.4	16:56:45.291
22		1:50.700 P	24.164	44.929	41.607	206.8	16:59:21.077	22		1:59.388 P	25.034	50.098	44.256	180.0	16:58:44.679





Red Bull Ring
Porsche Carrera Cup France
Free Practice - 2
Lap Analysis



8

Christian Jaquillard

Porsche 911 GT3 Cup **22**

Alessandro Ghiretti

Porsche 911 GT3 Cup

Am

Racing Technology Pro

Martinet by Alméras

Lap	D	Time	Sector 1	Sector 2	Sector 3	T. Spd	Elapsed	Lap	D	Time	Sector 1	Sector 2	Sector 3	T. Spd	Elapsed
1		16:18:53.834	16:17:27.011	52.234	34.589	154.9	16:18:53.834	1		16:22:58.901	16:21:44.462	44.066	30.373	200.7	16:22:58.901
2		1:40.987	24.611	44.756	31.620	193.2	16:20:34.821	2		1:38.824	23.557	45.776	29.491	230.2	16:24:37.725
3		1:37.615	23.778	42.797	31.040	230.2	16:22:12.436	3		1:33.135	22.937	41.393	28.805	235.2	16:26:10.860
4		1:37.215	23.580	42.740	30.895	233.7	16:23:49.651	4		1:32.730	22.964	41.105	28.661	234.2	16:27:43.590
5		1:36.621	23.917	42.296	30.408	231.2	16:25:26.272	5		1:32.596	22.814	40.849	28.933	235.8	16:29:16.186
6		1:36.766	23.439	42.995	30.332	227.8	16:27:03.038	6		1:32.549	22.829	40.886	28.834	235.2	16:30:48.735
7		1:35.992	23.251	42.627	30.114	233.7	16:28:39.030	7		1:32.503	22.796	40.876	28.831	235.8	16:32:21.238
8		1:36.250	23.658	42.361	30.231	233.7	16:30:15.280	8		1:33.244	22.796	41.215	29.233	236.8	16:33:54.482
9		1:36.214	23.595	42.202	30.417	228.8	16:31:51.494	9		1:32.715	22.715	41.037	28.963	235.8	16:35:27.197
10		1:36.810	24.069	42.175	30.566	231.7	16:33:28.304	10		1:32.704	22.842	41.012	28.850	234.7	16:36:59.901
11		1:37.157	24.212	42.411	30.534	228.8	16:35:05.461	11		1:33.043	22.820	41.436	28.787	235.8	16:38:32.944
12		2:06.483 P	25.806	49.247	51.430	159.0	16:37:11.944	12		1:32.509	22.740	40.923	28.846	235.8	16:40:05.453
13		4:51.270	3:35.947	44.278	31.045	166.9	16:42:03.214	13		1:32.702	22.771	40.950	28.981	236.3	16:41:38.155
14		1:36.476	23.735	42.564	30.177	234.7	16:43:39.690	14		1:32.640	22.864	40.983	28.793	236.3	16:43:10.795
15		1:36.588	23.326	42.656	30.606	232.7	16:45:16.278	15		1:32.540	22.790	40.839	28.911	236.3	16:44:43.335
16		1:35.791	23.359	42.125	30.307	236.3	16:46:52.069	16		1:37.303	26.745	41.615	28.943	230.7	16:46:20.638
17		1:35.707	23.418	42.142	30.147	233.7	16:48:27.776	17		1:32.477	22.830	40.829	28.818	235.8	16:47:53.115
18		1:35.484	23.288	42.091	30.105	236.3	16:50:03.260	18		1:32.844	22.823	41.162	28.859	236.3	16:49:25.959
19		1:35.883	23.672	42.407	29.804	231.2	16:51:39.143	19		1:32.722	22.767	41.098	28.857	236.3	16:50:58.681
20		1:34.828	23.211	41.900	29.717	236.8	16:53:13.971	20		1:39.849 P	22.793	41.507	35.549	236.3	16:52:38.530
21		1:35.327	23.134	42.176	30.017	234.7	16:54:49.298	21		2:42.746	1:28.140	45.319	29.287	234.2	16:55:21.276
22		2:23.398 P	36.385	56.995	50.018	151.2	16:57:12.696	22		1:53.950 P	27.118	41.303	45.529	233.2	16:57:15.226

12

Ludovic Loel

Porsche 911 GT3 Cup **24**

Alexandre Leroy

Porsche 911 GT3 Cup

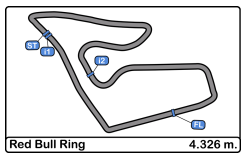
Am

Porsche Lorient Racing Am

TFT Racing

Lap	D	Time	Sector 1	Sector 2	Sector 3	T. Spd	Elapsed	Lap	D	Time	Sector 1	Sector 2	Sector 3	T. Spd	Elapsed
1		16:18:30.797	16:17:07.707	50.081	33.009	145.1	16:18:30.797	1		16:18:34.157	16:17:13.132	48.170	32.855	176.1	16:18:34.157
2		1:41.868	25.809	44.949	31.110	207.2	16:20:12.665	2		1:41.768	25.097	45.313	31.358	167.9	16:20:15.925
3		1:36.041	23.450	42.096	30.495	234.2	16:21:48.706	3		1:39.040	24.198	43.245	31.597	209.3	16:21:54.965
4		1:34.766	23.142	42.042	29.582	235.8	16:23:23.472	4		1:37.450	23.542	43.121	30.787	227.3	16:23:32.415
5		1:34.009	23.164	41.610	29.235	235.8	16:24:57.481	5		1:36.341	23.424	42.404	30.513	232.7	16:25:08.756
6		1:34.045	23.087	41.652	29.306	236.3	16:26:31.526	6		1:35.914	23.499	42.295	30.120	229.2	16:26:44.670
7		1:34.605	23.241	41.662	29.702	235.2	16:28:06.131	7		1:35.835	23.320	42.409	30.106	227.8	16:28:20.505
8		1:33.793	23.149	41.493	29.151	234.2	16:29:39.924	8		1:35.874	23.264	42.094	30.513	233.2	16:29:56.376
9		1:34.307	23.133	41.472	29.702	234.7	16:31:14.231	9		1:44.882 P	24.428	42.284	38.170	231.7	16:31:41.258
10		1:56.413	23.033	41.465	51.915	235.2	16:33:10.644	10		4:51.466	3:38.074	42.826	30.566	216.4	16:36:32.724
11		1:34.683	23.601	41.512	29.570	234.2	16:34:45.327	11		1:36.510	23.994	42.283	30.233	228.8	16:38:09.234
12		1:34.440	23.092	41.898	29.450	234.7	16:36:19.767	12		1:36.202	23.882	42.277	30.043	232.7	16:39:45.436
13		1:34.855	23.029	42.327	29.499	235.8	16:37:54.622	13		1:35.570	23.237	42.119	30.214	233.2	16:41:21.006
14		1:35.215	23.081	41.930	30.204	235.8	16:39:29.837	14		1:35.736	23.343	42.180	30.213	235.2	16:42:56.742
15		1:46.401 P	23.365	43.777	39.259	235.2	16:41:16.238	15		1:45.032 P	23.256	42.535	39.241	235.2	16:44:41.774
16		5:17.405	4:01.452	45.134	30.819	191.8	16:46:33.643	16		3:46.975	2:34.510	42.109	30.356	221.3	16:48:28.749
17		1:35.242	23.392	42.221	29.629	230.7	16:48:08.885	17		1:35.503	23.203	41.949	30.351	236.3	16:50:04.252
18		1:34.121	23.064	41.744	29.313	235.8	16:49:43.006	18		1:35.525	23.331	42.277	29.917	233.7	16:51:39.777
19		1:34.084	23.120	41.437	29.527	235.2	16:51:17.090	19		1:34.866	23.309	41.679	29.878	234.7	16:53:14.643
20		1:34.167	23.069	41.508	29.590	235.8	16:52:51.257	20		1:35.258	23.042	42.047	30.169	236.8	16:54:49.901
21		1:33.581	22.910	41.487	29.184	236.3	16:54:24.838	21		1:34.969	23.266	41.746	29.957	235.8	16:56:24.870
22		1:33.733	22.947	41.436	29.350	236.8	16:55:58.571	22		2:07.990 P	29.634	55.182	43.174	149.1	16:58:32.860
23		1:34.143	23.142	41.566	29.435	236.3	16:57:32.714								
24		1:57.530 P	25.974	49.524	42.032	166.9	16:59:30.244								





Red Bull Ring
Porsche Carrera Cup France
Free Practice - 2
Lap Analysis



27

Marlon Hernandez

Porsche 911 GT3 Cup

38

Sébastien Dussolliet

Porsche 911 GT3 Cup

Pro ABM Pro-Am ABM

Lap	D	Time	Sector 1	Sector 2	Sector 3	T. Spd	Elapsed	Lap	D	Time	Sector 1	Sector 2	Sector 3	T. Spd	Elapsed
1		46:17:57.693	16:16:41.168	45.369	31.156	196.3	16:17:57.693	1		16:18:26.066	16:17:01.522	51.089	33.455	158.1	16:18:26.066
2		4:36.754	23.855	43.204	29.695	204.9	16:19:34.447	2		1:37.748	24.115	43.399	30.234	213.0	16:20:03.814
3		1:33.992	22.947	41.609	29.436	236.8	16:21:08.439	3		1:35.242	23.376	42.321	29.545	235.2	16:21:39.056
4		1:33.714	22.825	41.672	29.217	236.8	16:22:42.153	4		4:35.486	23.048	42.400	30.038	237.3	16:23:14.542
5		4:33.589	23.066	41.360	29.163	235.8	16:24:15.742	5		1:33.938	23.065	41.711	29.162	236.3	16:24:48.480
6		4:41.596 P	22.953	41.960	36.683	236.3	16:25:57.338	6		1:34.426	23.098	41.725	29.603	236.8	16:26:22.906
7		5:19.301	4:06.075	42.483	30.743	215.1	16:31:16.639	7		1:33.951	22.940	41.734	29.277	236.8	16:27:56.857
8		1:33.736	22.992	41.233	29.511	235.8	16:32:50.375	8		1:41.327 P	22.974	41.648	36.705	236.8	16:29:38.184
9		1:33.650	23.073	41.349	29.228	235.8	16:34:24.025	9		6:29.201	5:17.420	42.187	29.594	231.2	16:36:07.385
10		1:33.381	22.943	41.246	29.192	235.8	16:35:57.406	10		1:36.006	23.077	41.873	31.056	234.7	16:37:43.391
11		1:38.661 P	22.860	41.231	34.570	236.8	16:37:36.067	11		1:34.376	23.067	41.784	29.525	237.3	16:39:17.767
12		4:40.637	3:29.729	41.558	29.350	231.2	16:42:16.704	12		1:33.766	22.970	41.591	29.205	236.3	16:40:51.533
13		1:33.284	23.012	41.184	29.088	235.2	16:43:49.988	13		1:33.702	22.928	41.496	29.278	236.3	16:42:25.235
14		1:33.390	22.801	41.379	29.210	237.3	16:45:23.378	14		1:34.105	23.047	41.844	29.214	234.7	16:43:59.340
15		1:33.116	22.834	41.171	29.111	236.8	16:46:56.494	15		1:33.648	22.901	41.564	29.183	237.3	16:45:32.988
16		1:33.472	22.867	41.339	29.266	235.8	16:48:29.966	16		1:33.925	22.915	41.828	29.182	237.3	16:47:06.913
17		1:33.767	22.839	41.366	29.562	238.4	16:50:03.733	17		1:34.020	23.076	41.678	29.266	236.8	16:48:40.933
18		1:33.832	23.202	41.446	29.184	233.7	16:51:37.565	18		1:34.863	22.975	41.563	30.325	236.8	16:50:15.796
19		1:33.480	22.857	41.181	29.442	237.3	16:53:11.045	19		1:34.227	23.267	41.664	29.296	236.8	16:51:50.023
20		1:33.063	22.766	41.202	29.095	237.3	16:54:44.108	20		4:34.174	23.154	41.625	29.395	235.8	16:53:24.197
21		1:33.343	22.775	41.447	29.121	237.3	16:56:17.451	21		1:34.768	23.044	41.821	29.903	237.3	16:54:58.965
22		1:45.083 P	24.446	43.716	36.921	225.4	16:58:02.534	22		4:34.799	23.278	41.689	29.832	235.8	16:56:33.764
23								23		2:01.335 P	25.917	50.449	44.969	181.8	16:58:35.099

29

Louis Rousset

Porsche 911 GT3 Cup

49

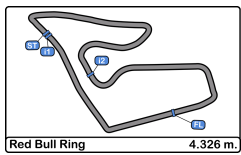
Karim Ajlani

Porsche 911 GT3 Cup

Pro Forestier Racing CLRT Am ABM

Lap	D	Time	Sector 1	Sector 2	Sector 3	T. Spd	Elapsed	Lap	D	Time	Sector 1	Sector 2	Sector 3	T. Spd	Elapsed
1		16:18:17.871	16:17:01.010	45.085	31.776	190.1	16:18:17.871	1		16:18:43.470	16:17:16.775	51.764	34.931	168.2	16:18:43.470
2		4:36.974	23.775	42.967	29.332	227.3	16:19:53.945	2		1:49.506	30.495	48.180	30.831	177.6	16:20:32.976
3		4:33.804	23.024	41.644	29.136	235.2	16:21:27.749	3		1:41.658	23.982	43.219	34.457	227.3	16:22:14.634
4		1:33.362	22.956	41.371	29.035	236.3	16:23:01.111	4		1:42.127	24.038	47.084	31.005	231.7	16:23:56.761
5		1:33.434	22.960	41.430	29.044	235.8	16:24:34.545	5		1:35.860	23.431	42.511	29.918	233.2	16:25:32.621
6		1:33.229	22.877	41.393	28.959	235.8	16:26:07.774	6		1:35.740	23.139	42.602	29.999	234.2	16:27:08.361
7		1:33.159	22.900	41.316	28.943	235.2	16:27:40.933	7		1:35.463	23.218	42.402	29.843	230.7	16:28:43.824
8		1:39.500 P	22.917	41.176	35.407	234.7	16:29:20.433	8		1:36.273	23.299	42.005	30.969	234.2	16:30:20.097
9		4:58.990	3:44.890	44.283	29.817	181.2	16:34:19.423	9		2:24.195 P	23.203	1:14.644	46.348	234.2	16:32:44.292
10		1:35.308	23.576	41.824	29.908	230.2	16:35:54.731	10		5:00.604	3:47.470	43.150	29.984	158.3	16:37:44.896
11		1:32.746	22.846	41.082	28.818	236.3	16:39:00.775	11		4:35.932	23.400	42.734	29.798	230.2	16:39:20.828
12		1:32.874	22.810	41.030	29.034	237.3	16:40:33.649	12		1:35.292	23.191	42.116	29.985	234.7	16:40:56.120
13		1:35.338	23.738	41.185	30.415	233.7	16:42:08.987	13		1:38.832	23.206	41.748	33.878	234.7	16:42:34.952
14		1:32.346	22.757	40.797	28.792	236.8	16:43:41.333	14		1:35.247	23.625	42.135	29.487	232.7	16:44:10.199
15		4:32.738	22.807	41.125	28.806	237.8	16:45:14.071	15		1:37.034	23.191	42.683	31.160	234.2	16:45:47.233
16		4:32.791	22.985	41.062	28.744	235.8	16:46:46.862	16		1:35.578	23.247	42.476	29.855	234.2	16:47:22.811
17		1:32.402	22.791	40.938	28.673	237.3	16:48:19.264	17		1:34.335	23.180	41.707	29.448	236.3	16:48:57.146
18		1:32.393	22.755	40.850	28.788	238.9	16:49:51.657	18		1:34.365	23.054	41.923	29.388	235.2	16:50:31.511
19		1:32.288	22.710	40.829	28.749	238.9	16:51:23.945	19		1:34.833	23.445	41.733	29.655	236.8	16:52:06.344
20		1:32.473	22.755	40.888	28.830	238.4	16:52:56.418	20		1:34.436	22.941	41.967	29.528	237.3	16:53:40.780
21		1:39.749 P	22.627	42.196	34.926	238.9	16:54:36.167	21		2:04.540 P	22.955	42.435	59.150	233.2	16:55:45.320





Red Bull Ring
Porsche Carrera Cup France
Free Practice - 2
Lap Analysis



53

Arthur Mathieu

Porsche 911 GT3 Cup

59

Maxence Maurice

Porsche 911 GT3 Cup

Pro

Martinet by Alméras

Pro-Am

IMSA LS Group Performance

Lap	D	Time	Sector 1	Sector 2	Sector 3	T. Spd	Elapsed	Lap	D	Time	Sector 1	Sector 2	Sector 3	T. Spd	Elapsed
1		16:18:18.679	16:16:56.434	49.391	32.854	150.2	16:18:18.679	1		16:18:27.476	16:17:03.573	50.537	33.366	133.8	16:18:27.476
2		1:41.026	24.938	45.530	30.558	181.2	16:19:59.705	2		1:39.037	25.059	43.546	30.432	220.8	16:20:06.513
3		1:35.853	23.610	42.623	29.620	222.2	16:21:35.558	3		1:35.630	23.343	42.388	29.899	222.2	16:21:42.143
4		1:35.961	23.496	42.273	30.192	233.7	16:23:11.519	4		1:34.650	23.214	42.026	29.410	234.7	16:23:16.793
5		1:34.346	23.048	42.154	29.144	236.8	16:24:45.865	5		1:36.031	23.265	43.034	29.732	235.2	16:24:52.824
6		1:33.956	22.942	41.727	29.287	235.8	16:26:19.821	6		1:34.892	23.051	41.869	29.972	235.2	16:26:27.716
7		1:33.795	23.020	41.630	29.145	234.7	16:27:53.616	7		1:34.460	23.390	41.783	29.287	229.2	16:28:02.176
8		1:34.074	23.027	41.746	29.301	234.2	16:29:27.690	8		1:34.278	23.098	41.729	29.451	236.3	16:29:36.454
9		1:33.244 P	23.005	41.636	34.570	235.8	16:31:06.901	9		1:33.774	22.948	41.406	29.420	235.2	16:31:10.228
10		4:43.729	3:28.663	44.740	30.326	162.6	16:35:50.630	10		1:40.521 P	23.056	41.695	35.770	235.2	16:32:50.749
11		1:36.364	23.608	42.213	30.543	230.7	16:37:26.994	11		3:36.231	2:22.736	44.033	29.462	232.2	16:36:26.980
12		1:35.843	24.291	42.053	29.499	224.5	16:39:02.837	12		1:33.941	23.105	41.509	29.327	235.2	16:38:00.921
13		1:34.646	23.457	41.785	29.404	235.8	16:40:37.483	13		1:34.468	22.920	41.998	29.550	236.8	16:39:35.389
14		1:36.061	23.719	42.950	29.392	203.0	16:42:13.544	14		1:34.210	22.949	41.756	29.505	236.8	16:41:09.599
15		1:34.080	23.068	41.646	29.366	236.3	16:43:47.624	15		1:34.366	23.151	41.904	29.311	235.2	16:42:43.965
16		1:33.828	22.989	41.745	29.094	237.3	16:45:21.452	16		1:33.784	23.065	41.458	29.261	236.3	16:44:17.749
17		1:36.928	23.052	41.862	32.014	235.8	16:46:58.380	17		1:34.306	23.212	41.656	29.438	235.8	16:45:52.055
18		1:33.971	23.122	41.627	29.222	237.3	16:48:32.351	18		1:34.039	22.968	41.486	29.585	236.3	16:47:26.094
19		1:33.881	22.960	41.552	29.369	237.3	16:50:06.232	19		1:40.574 P	23.185	41.613	35.776	236.3	16:49:06.668
20		1:55.534	23.231	41.909	50.394	238.4	16:52:01.766	20		3:37.268	2:25.955	41.757	29.556	231.2	16:52:43.936
21		1:34.614	23.768	41.738	29.108	233.7	16:53:36.380	21		1:33.702	22.884	41.429	29.389	235.8	16:54:17.638
22		1:33.822	23.042	41.568	29.212	235.2	16:55:10.202	22		1:33.992	22.949	41.413	29.630	235.8	16:55:51.630
23		1:34.185	23.142	41.547	29.496	236.3	16:56:44.387	23		1:33.933	22.985	41.547	29.401	236.3	16:57:25.563
24		1:58.554 P	25.096	50.145	43.313	187.5	16:58:42.941	24		1:53.856 P	23.232	44.267	46.357	195.2	16:59:19.419

56

Frédéric Ancel

Porsche 911 GT3 Cup

66

Gilles Colombani

Porsche 911 GT3 Cup

Pro-Am

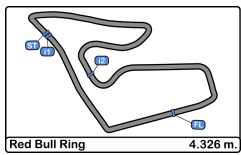
Porsche Lorient Racing

Am

Team Clairot Sport

Lap	D	Time	Sector 1	Sector 2	Sector 3	T. Spd	Elapsed	Lap	D	Time	Sector 1	Sector 2	Sector 3	T. Spd	Elapsed
1		16:18:37.224	16:17:13.874	50.775	32.575	151.2	16:18:37.224	1		16:18:33.595	16:17:12.230	48.482	32.883	183.6	16:18:33.595
2		1:44.164	26.631	46.301	31.232	210.9	16:20:21.388	2		1:41.962	25.333	45.277	31.352	186.5	16:20:15.557
3		1:38.299	23.680	44.036	30.583	226.8	16:21:59.687	3		1:39.038	24.187	43.271	31.580	216.8	16:21:54.595
4		1:36.917	23.427	42.894	30.596	233.7	16:23:36.604	4		1:38.453	23.687	43.764	31.002	226.4	16:23:33.048
5		1:35.044	23.384	41.948	29.712	234.7	16:25:11.648	5		1:37.218	23.652	43.125	30.441	228.8	16:25:10.266
6		1:35.470	23.048	42.343	29.779	236.3	16:26:46.818	6		1:35.601	23.261	42.444	29.896	234.2	16:26:45.867
7		1:34.786	23.274	41.902	29.610	236.3	16:28:21.604	7		1:35.113	23.105	42.209	29.799	236.3	16:28:20.980
8		1:34.923	23.050	42.218	29.655	232.2	16:29:56.527	8		1:46.305 P	23.107	43.851	39.347	233.2	16:30:07.285
9		1:34.243	23.286	41.430	29.527	234.7	16:31:30.770	9		3:50.892	2:31.375	47.586	31.931	191.1	16:33:58.177
10		1:34.816	23.150	41.620	30.046	235.2	16:33:05.586	10		1:45.748	24.124	50.004	31.620	223.1	16:35:43.925
11		1:34.427	23.079	41.779	29.569	235.8	16:34:40.013	11		1:37.265	23.863	43.121	30.281	226.4	16:37:21.190
12		1:34.593	23.438	41.683	29.472	233.7	16:36:14.606	12		1:36.514	23.681	42.806	30.027	229.2	16:38:57.704
13		1:34.510	23.073	41.817	29.620	235.2	16:37:49.116	13		1:35.781	23.736	42.272	29.773	234.2	16:40:33.485
14		1:34.317	23.070	41.716	29.531	236.3	16:39:23.433	14		1:37.220	24.129	43.456	29.635	225.0	16:42:10.705
15		1:35.484	23.060	42.610	29.814	236.3	16:40:58.917	15		1:35.795	23.701	42.727	29.367	232.2	16:43:46.500
16		1:34.754	22.963	42.141	29.650	237.8	16:42:33.671	16		1:34.413	22.994	42.036	29.383	233.7	16:45:20.913
17		1:34.581	22.927	42.066	29.588	235.8	16:44:08.252	17		1:34.735	22.955	42.164	29.616	232.7	16:46:55.648
18		1:34.158	22.976	41.518	29.664	236.3	16:45:42.410	18		1:35.558	23.239	42.617	29.702	235.8	16:48:31.206
19		1:34.204	22.876	41.929	29.486	236.3	16:47:16.701	19		1:34.394	23.051	41.958	29.385	235.2	16:50:05.600
20		1:49.239 P	23.376	43.533	42.330	235.8	16:49:05.940	20		1:37.238	22.957	43.277	31.004	236.3	16:51:42.838
21		1:40.974	2:48.148	42.993	29.833	192.1	16:53:06.914	21		1:34.818	22.992	42.440	29.386	236.8	16:53:17.656
22		1:35.023	23.018	42.184	29.821	236.3	16:54:41.937	22		1:46.707	23.039	41.862	41.806	237.3	16:55:04.363
23		1:34.409	23.129	41.624	29.656	236.8	16:56:16.346	23		1:47.718 P	24.206	43.044	40.468	230.7	16:56:52.081
24		2:06.099 P	29.190	49.903	47.006	147.1	16:58:22.445								





Red Bull Ring
Porsche Carrera Cup France
Free Practice - 2
Lap Analysis



73

Sébastien Poisson

Porsche 911 GT3 Cup

76

Louis Perrot

Porsche 911 GT3 Cup

Am

ABM

Pro

IMSA LS Group Performance

Lap	D	Time	Sector 1	Sector 2	Sector 3	T. Spd	Elapsed	Lap	D	Time	Sector 1	Sector 2	Sector 3	T. Spd	Elapsed
1		16:18:23.767	16:16:58.563	51.093	34.111	148.5	16:18:23.767	1		16:17:56.699	16:16:40.546	45.387	30.766	193.8	16:17:56.699
2		1:38.628	24.507	43.452	30.669	220.4	16:20:02.395	2		1:36.749	24.536	42.635	29.578	218.1	16:19:33.448
3		1:35.070	23.352	42.300	29.418	233.2	16:21:37.465	3		1:40.039	25.289	45.264	29.486	233.2	16:21:13.487
4		1:34.785	23.055	42.191	29.539	236.3	16:23:12.250	4		1:33.840	22.930	41.594	29.286	236.8	16:22:47.297
5		1:34.807	22.894	42.281	29.632	238.9	16:24:47.057	5		1:33.480	22.886	41.523	29.071	236.8	16:24:20.777
6		1:34.420	23.171	42.047	29.202	236.3	16:26:21.477	6		1:33.626	22.781	41.717	29.128	236.3	16:25:54.403
7		1:34.046	23.035	41.753	29.258	237.8	16:27:55.523	7		1:33.249	22.816	41.367	29.066	236.8	16:27:27.652
8		1:34.241	23.230	41.732	29.279	236.3	16:29:29.764	8		1:33.167	22.786	41.427	28.954	236.3	16:29:00.819
9		1:33.870	23.121	41.510	29.239	238.4	16:31:03.634	9		1:40.288 P	22.886	41.416	35.986	236.3	16:30:41.107
10		1:34.376	23.201	41.707	29.468	236.3	16:32:38.010	10		5:37.444	4:24.057	43.361	30.026	197.0	16:36:18.551
11		1:33.992	22.975	41.720	29.297	236.8	16:34:12.002	11		1:37.867	23.426	44.089	30.352	226.8	16:37:56.418
12		1:43.548 P	23.179	42.057	38.312	235.8	16:35:55.550	12		1:35.953	23.006	43.845	29.102	236.3	16:39:32.371
13		3:53.511	2:41.180	42.519	29.812	225.0	16:39:49.061	13		1:32.785	22.710	41.151	28.924	237.3	16:41:05.156
14		1:35.711	23.237	43.090	29.384	237.8	16:41:24.772	14		1:33.240	22.829	41.311	29.070	235.8	16:42:38.366
15		1:34.392	23.100	41.949	29.343	238.4	16:42:59.164	15		1:32.845	22.729	40.995	29.121	237.3	16:44:11.211
16		1:34.024	22.980	41.719	29.325	238.4	16:44:33.188	16		1:33.209	22.686	41.414	29.109	238.4	16:45:44.420
17		1:34.139	23.109	41.845	29.185	237.3	16:46:07.327	17		1:38.948 P	22.767	41.127	35.054	236.8	16:47:23.368
18		1:34.194	23.062	41.967	29.165	236.3	16:47:41.521	18		3:44.972	2:33.992	41.836	29.144	229.7	16:51:08.340
19		1:33.984	23.002	41.853	29.126	236.8	16:49:15.502	19		1:33.090	22.959	41.272	28.859	235.8	16:52:41.430
20		1:36.009	24.375	42.504	29.130	195.2	16:50:51.511	20		1:32.942	22.729	41.194	29.019	236.3	16:54:14.372
21		1:34.748	22.967	42.113	29.668	238.4	16:52:26.259	21		1:32.946	22.777	41.107	29.062	237.3	16:55:47.318
22		1:34.440	23.062	41.947	29.431	237.3	16:54:00.699	22		1:34.014	23.512	41.388	29.114	235.2	16:57:21.332
23		1:34.722	23.089	42.146	29.487	237.3	16:55:35.421	23		1:55.499 P	24.874	43.656	46.969	190.1	16:59:16.831
24		1:34.251	22.943	41.817	29.491	237.8	16:57:09.672								
25		2:05.621 P	29.385	49.758	46.478	146.1	16:59:15.293								

74

Victor Blugeon

Porsche 911 GT3 Cup

77

Jérémy Sarhy

Porsche 911 GT3 Cup

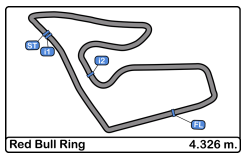
Pro

Pro

Racing Technology

Lap	D	Time	Sector 1	Sector 2	Sector 3	T. Spd	Elapsed	Lap	D	Time	Sector 1	Sector 2	Sector 3	T. Spd	Elapsed
1		16:18:11.477	16:16:46.437	51.967	33.073	159.7	16:18:11.477	1		16:18:11.477	16:16:46.437	51.967	33.073	159.7	16:18:11.477
2		1:44.452	28.320	45.813	30.319	186.5	16:19:55.929	2		1:44.452	28.320	45.813	30.319	186.5	16:19:55.929
3		1:35.235	23.212	42.455	29.568	224.5	16:21:31.164	3		1:35.235	23.212	42.455	29.568	224.5	16:21:31.164
4		1:33.406	22.944	41.374	29.088	236.3	16:23:04.570	4		1:33.406	22.944	41.374	29.088	236.3	16:23:04.570
5		1:33.568	22.765	41.659	29.144	236.8	16:24:38.138	5		1:33.568	22.765	41.659	29.144	236.8	16:24:38.138
6		1:33.273	22.903	41.326	29.044	237.8	16:26:11.411	6		1:33.273	22.903	41.326	29.044	237.8	16:26:11.411
7		1:33.909	23.022	41.446	29.441	235.2	16:24:44.611	7		1:32.987	22.868	41.193	28.926	237.8	16:27:44.398
8		1:33.220	22.936	41.369	28.915	235.8	16:26:17.831	8		1:33.195	22.935	41.140	29.120	236.8	16:29:17.593
9		1:41.711 P	22.823	41.536	37.352	236.3	16:27:59.542	9		1:39.919 P	22.832	41.251	35.836	237.3	16:30:57.512
10		5:40.059	4:28.510	41.804	29.745	226.8	16:33:39.601	10		7:00.207	5:47.884	43.091	29.232	195.2	16:37:57.719
11		1:33.244	22.876	41.382	28.983	235.8	16:35:12.842	11		1:33.210	22.921	41.285	29.004	237.3	16:39:30.929
12		1:33.633	22.854	41.288	29.491	236.3	16:36:46.475	12		2:09.909 P	22.810	1:08.585	38.514	237.8	16:41:40.838
13		1:33.358	22.883	41.351	29.124	236.8	16:38:19.833								
14		1:34.466	22.927	41.389	30.150	235.2	16:39:54.299								
15		1:33.960	22.989	41.821	29.150	235.2	16:41:28.259								
16		1:41.850 P	22.986	41.490	37.374	236.3	16:44:43.322								
17		5:26.924	4:13.039	44.668	29.217	157.6	16:50:10.246								
18		1:35.771	23.080	41.664	31.027	235.2	16:51:46.017								
19		1:33.348	22.974	41.504	28.870	235.8	16:53:19.365								
20		1:33.948	22.946	41.400	29.602	237.3	16:54:53.313								
21		1:33.705	23.312	41.431	28.962	236.3	16:56:27.018								
22		2:14.363 P	27.865	1:04.027	42.471	162.4	16:58:41.381								





Red Bull Ring
Porsche Carrera Cup France
Free Practice - 2
Lap Analysis



78

Dominique Bastien

Porsche 911 GT3 Cup

96

Zakhar Slutskii

Porsche 911 GT3 Cup

Am

Speedlover

Pro

Target Compétition

Lap	D	Time	Sector 1	Sector 2	Sector 3	T. Spd	Elapsed	Lap	D	Time	Sector 1	Sector 2	Sector 3	T. Spd	Elapsed
1		16:18:55.911	16:17:31.263	50.351	34.297	179.4	16:18:55.911	1		16:20:46.312	16:19:33.584	43.030	29.698	214.7	16:20:46.312
2		1:48.193	26.344	48.651	33.198	188.4	16:20:44.104	2		1:34.763	23.172	42.130	29.461	230.2	16:22:21.075
3		1:43.836	24.369	46.662	32.805	206.8	16:22:27.940	3		1:33.569	23.015	41.319	29.235	234.7	16:23:54.644
4		1:43.774	24.723	45.299	33.752	215.5	16:24:11.714	4		1:33.095	22.924	41.190	28.981	234.7	16:25:27.739
5		1:50.795 P	24.547	44.116	42.132	216.4	16:26:02.509	5		1:33.546	22.904	41.574	29.068	236.3	16:27:01.285
6		5:25.724	4:07.367	46.193	32.164	197.0	16:31:28.233	6		1:33.168	22.922	41.196	29.050	234.7	16:28:34.453
7		1:43.766	24.364	45.930	33.472	226.4	16:33:11.999	7		1:33.214	22.985	41.225	29.004	234.7	16:30:07.667
8		1:41.181	24.464	44.883	31.834	199.6	16:34:53.180	8		1:32.676	22.861	41.015	28.800	235.2	16:31:40.343
9		1:40.912	24.509	44.575	31.828	208.8	16:36:34.092	9		1:33.376	22.794	41.388	29.194	235.8	16:33:13.719
10		1:40.089	24.126	44.238	31.725	221.3	16:38:14.181	10		1:33.244	22.841	41.388	29.015	237.3	16:34:46.963
11		1:40.163	24.078	44.425	31.660	220.4	16:39:54.344	11		1:33.122	22.916	41.217	28.989	236.8	16:36:20.085
12		1:53.949 P	24.549	46.818	42.582	215.5	16:41:48.293	12		1:33.747	22.829	41.561	29.357	238.9	16:37:53.832
13		3:40.668	2:17.993	50.337	32.338	187.8	16:45:28.961	13		1:32.047	22.846	41.162	28.939	235.2	16:39:26.779
14		1:42.426	24.453	45.914	32.059	216.8	16:47:11.387	14		1:32.972	22.943	41.052	28.977	236.8	16:40:59.751
15		1:39.291	23.935	44.099	31.257	224.5	16:48:50.678	15		1:43.417 P	22.909	44.061	36.447	237.8	16:42:43.168
16		1:39.435	24.020	44.049	31.366	229.7	16:50:30.113	16		5:43.004	4:30.234	43.117	29.650	208.8	16:48:26.169
17		1:42.928	26.547	45.188	31.193	228.8	16:52:13.041	17		4:33.088	22.988	41.157	28.943	235.8	16:49:59.257
18		1:37.924	23.755	43.595	30.574	232.7	16:53:50.965	18		1:32.301	22.779	40.715	28.807	236.8	16:51:31.558
19		1:37.537	23.640	43.043	30.854	229.2	16:55:28.502	19		1:32.366	22.741	40.898	28.727	237.3	16:53:03.924
20		1:37.662	23.708	43.329	30.625	228.8	16:57:06.164	20		1:32.825	22.791	41.247	28.787	234.7	16:54:36.749
21		2:05.936 P	28.450	52.828	44.658	163.6	16:59:12.100	21		1:32.480	22.772	40.951	28.757	237.3	16:56:09.229
22								22		1:52.119 P	27.156	48.558	36.405	144.7	16:58:01.348

89

Bashar Mardini

Porsche 911 GT3 Cup

97

Artem Slutskii

Porsche 911 GT3 Cup

Pro-Am

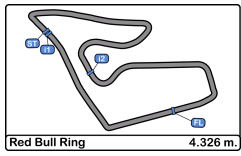
Tsunami RT

Pro

Target Compétition

Lap	D	Time	Sector 1	Sector 2	Sector 3	T. Spd	Elapsed	Lap	D	Time	Sector 1	Sector 2	Sector 3	T. Spd	Elapsed
1		16:18:54.313	16:17:34.080	47.874	32.359	177.0	16:18:54.313	1		16:17:55.658	16:16:39.204	45.182	31.272	201.4	16:17:55.658
2		1:37.244	24.017	43.032	30.195	229.2	16:20:31.557	2		1:36.374	24.401	42.665	29.308	217.3	16:19:32.032
3		1:35.873	23.285	42.255	30.333	233.7	16:22:07.430	3		1:33.316	22.956	41.298	29.062	235.8	16:21:05.348
4		1:34.820	23.174	42.069	29.577	235.8	16:23:42.250	4		1:33.196	22.869	41.410	28.917	235.8	16:22:38.544
5		1:35.239	23.073	41.748	30.418	235.8	16:25:17.489	5		1:33.047	22.812	41.152	29.083	237.3	16:24:11.591
6		1:34.856	23.273	41.901	29.682	235.8	16:26:52.345	6		1:33.010	22.864	41.179	28.967	236.8	16:25:44.601
7		1:47.172 P	24.256	45.032	37.884	230.7	16:28:39.517	7		1:32.946	22.912	41.074	28.960	236.3	16:27:17.547
8		4:17.674	3:02.030	44.642	31.002	188.1	16:32:57.191	8		1:32.624	22.705	40.955	28.964	236.3	16:28:50.171
9		1:34.747	23.561	41.895	29.291	230.7	16:34:31.938	9		1:32.949	22.807	41.109	29.033	236.3	16:30:23.120
10		1:33.804	22.996	41.616	29.192	233.7	16:36:05.742	10		1:32.528	22.685	41.071	28.772	237.3	16:31:55.648
11		1:33.257	22.960	41.168	29.129	234.2	16:39:12.564	11		1:32.917	22.671	41.193	29.053	236.8	16:33:28.565
12		1:33.293	23.048	41.131	29.114	234.7	16:40:45.857	12		1:33.407	23.245	41.263	28.899	235.8	16:35:01.972
13		1:33.138	22.945	41.142	29.051	236.3	16:42:18.995	13		1:34.252	22.874	41.254	30.124	236.8	16:36:36.224
14		1:33.235	22.864	41.305	29.066	235.8	16:43:52.230	14		1:33.223	22.713	41.549	28.961	236.3	16:38:09.447
15		1:46.020 P	22.967	41.758	41.295	235.8	16:45:38.250	15		4:33.403	23.155	41.238	29.010	234.7	16:39:42.850
16		4:14.786	2:58.773	42.587	33.426	225.4	16:49:53.036	16		1:33.064	22.966	41.128	28.970	236.3	16:41:15.914
17		1:33.790	23.145	41.520	29.125	235.2	16:51:26.826	17		1:40.240 P	22.851	41.892	35.497	232.7	16:42:56.154
18		1:33.174	22.918	41.209	29.047	236.3	16:53:00.000	18		5:27.520	4:15.939	42.343	29.238	204.5	16:48:23.674
19		1:33.425	22.879	41.414	29.132	236.3	16:54:33.425	19		1:32.829	22.943	41.138	28.748	234.7	16:49:56.503
20		1:33.442	22.961	41.327	29.154	235.2	16:56:06.867	20		1:32.576	22.766	41.220	28.590	235.8	16:51:29.079
21		1:49.199 P	24.451	42.575	42.173	231.2	16:57:56.066	21		1:32.475	22.833	40.971	28.671	236.8	16:53:01.554
22								22		1:32.614	22.729	41.032	28.853	236.3	16:54:34.168
23								23		1:39.400 P	22.685	41.336	35.379	237.8	16:56:13.568





Red Bull Ring
Porsche Carrera Cup France
Free Practice - 2
Lap Analysis



98

Dorian Boccolacci

Porsche 911 GT3 Cup

911

Christophe Lapierre

Porsche 911 GT3 Cup

Pro

Forestier Racing CLRT

Pro-Am

Martinet by Alméras

Lap	D	Time	Sector 1	Sector 2	Sector 3	T. Spd	Elapsed	Lap	D	Time	Sector 1	Sector 2	Sector 3	T. Spd	Elapsed
1		16:17:55.122	16:16:35.160	46.623	33.339	209.7	16:17:55.122	1		16:18:32.513	16:17:09.039	50.946	32.528	138.1	16:18:32.513
2		1:43.269	27.552	45.449	30.268	183.9	16:19:38.391	2		1:41.028	25.796	44.038	31.194	183.9	16:20:13.541
3		1:34.691	22.894	42.142	29.655	236.8	16:21:13.082	3		1:36.916	23.699	42.754	30.463	226.4	16:21:50.457
4		1:32.992	22.732	41.030	29.230	237.3	16:22:46.074	4		1:35.375	23.346	42.204	29.825	234.7	16:23:25.832
5		1:32.860	22.796	41.054	29.010	237.8	16:24:18.934	5		1:35.176	23.279	41.825	30.072	234.7	16:25:01.008
6		1:33.289	22.623	41.500	29.166	238.4	16:25:52.223	6		1:34.974	23.341	41.654	29.976	233.2	16:26:35.979
7		1:32.459	22.673	41.062	28.724	237.3	16:27:24.682	7		1:34.899	23.350	41.689	29.860	233.2	16:28:10.878
8		1:32.607	22.731	40.927	28.949	236.3	16:28:57.289	8		1:44.655 P	23.205	41.618	39.832	234.2	16:29:55.533
9		1:32.867	22.710	41.266	28.891	237.8	16:30:30.156	9		4:00.323	2:45.945	42.905	31.473	213.4	16:33:55.856
10		1:32.910	22.838	41.180	28.892	238.4	16:32:03.066	10		1:35.639	24.140	41.672	29.827	232.2	16:35:31.495
11		1:32.593	22.831	40.917	28.845	236.8	16:33:35.659	11		1:34.245	23.235	41.496	29.514	233.7	16:37:05.740
12		1:32.830	22.770	41.140	28.920	237.8	16:35:08.489	12		1:34.569	23.301	41.602	29.666	234.2	16:38:40.309
13		1:33.153	22.748	41.343	29.062	237.3	16:36:41.642	13		1:33.840	23.229	41.246	29.365	234.2	16:40:14.149
14		1:43.379 P	22.794	41.031	39.554	237.8	16:38:25.021	14		1:34.554	23.219	41.848	29.487	234.2	16:41:48.703
15		4:12.579	2:56.795	46.102	29.682	205.3	16:42:37.600	15		1:34.187	23.198	41.427	29.562	233.7	16:43:22.890
16		1:38.493	23.098	46.252	29.143	235.8	16:44:16.093	16		1:34.144	23.191	41.548	29.375	234.2	16:44:57.004
17		1:32.581	22.905	40.847	28.829	236.3	16:45:48.674	17		1:34.144	23.150	41.674	29.287	235.2	16:46:31.115
18		1:31.891	22.654	40.567	28.670	238.4	16:47:20.565	18		1:33.917	23.078	41.279	29.560	235.2	16:48:05.032
19		1:32.531	22.753	40.659	29.119	237.3	16:48:53.096	19		1:33.987	23.094	41.525	29.368	235.2	16:49:39.019
20		1:31.986	22.668	40.661	28.657	238.4	16:50:25.082	20		1:33.702	23.006	41.549	29.147	235.8	16:51:12.721
21		1:32.351	22.727	40.638	28.986	237.8	16:51:57.433	21		1:47.558 P	23.010	41.934	42.614	236.3	16:53:00.279
22		1:32.491	22.597	41.103	28.791	238.9	16:53:29.924								
23		1:31.948	22.579	40.737	28.632	238.9	16:55:01.872								
24		1:33.599	22.750	41.693	29.156	238.9	16:56:35.471								
25		2:01.202 P	24.499	50.543	46.160	177.3	16:58:36.673								

921

Fernando Monje

Porsche 911 GT3 Cup

Pro

Martinet by Alméras

Lap	D	Time	Sector 1	Sector 2	Sector 3	T. Spd	Elapsed
1		16:18:17.993	16:16:52.282	52.510	33.201	146.7	16:18:17.993
2		1:46.812	26.860	48.130	31.822	168.4	16:20:04.805
3		1:39.404	23.846	43.359	32.199	199.6	16:21:44.209
4		1:37.091	23.158	42.072	31.861	234.7	16:23:21.300
5		1:34.933	23.064	42.457	29.412	235.8	16:24:56.233
6		1:34.628	23.029	41.951	29.648	236.8	16:26:30.861
7		1:42.638 P	23.103	41.878	37.657	235.8	16:28:13.499
8		5:50.250	4:35.696	44.456	30.098	183.9	16:34:03.749
9		1:36.264	23.454	43.147	29.663	231.7	16:35:40.013
10		1:36.244	23.494	43.062	29.688	230.2	16:37:16.257
11		1:34.572	23.409	41.484	29.679	234.7	16:38:50.829
12		1:33.838	23.120	41.488	29.230	236.3	16:40:24.667
13		1:33.853	23.117	41.403	29.333	236.3	16:41:58.520
14		1:33.632	23.001	41.428	29.203	236.3	16:43:32.152
15		1:33.882	23.076	41.373	29.433	235.8	16:45:06.034
16		1:34.119	23.579	41.484	29.056	235.8	16:46:40.153
17		1:33.464	22.963	41.350	29.151	235.8	16:48:13.617
18		1:33.582	22.884	41.456	29.242	237.3	16:49:47.199
19		1:33.401	22.913	41.414	29.074	236.8	16:51:20.600
20		1:35.544	22.936	41.365	31.243	237.8	16:52:56.144
21		1:42.150	24.230	47.625	30.295	206.5	16:54:38.294
22		1:34.043	23.034	41.634	29.375	237.3	16:56:12.337
23		1:58.773 P	26.484	50.086	42.203	154.5	16:58:11.110

99

Benjamin Paque

Porsche 911 GT3 Cup

Pro

Forestier Racing CLRT

Lap	D	Time	Sector 1	Sector 2	Sector 3	T. Spd	Elapsed
1		16:17:54.789	16:16:38.312	44.532	31.945	201.4	16:17:54.789
2		1:34.840	23.284	42.140	29.386	233.7	16:19:29.599
3		1:33.640	22.954	41.529	29.127	236.8	16:21:03.209
4		1:32.747	22.708	41.067	28.972	237.8	16:22:35.956
5		1:32.781	22.771	40.960	29.050	238.4	16:24:08.737
6		1:32.548	22.684	40.972	28.862	238.4	16:25:41.255
7		1:32.475	22.634	40.939	28.902	238.4	16:27:13.730
8		1:32.354	22.617	40.897	28.837	237.8	16:28:46.081
9		1:33.132	22.696	41.260	29.176	238.9	16:30:19.213
10		1:32.599	22.553	41.031	29.015	238.9	16:31:51.812
11		1:42.526 P	23.235	40.943	38.348	237.8	16:33:34.338
12		4:53.370	3:42.604	41.450	29.316	232.7	16:38:27.708
13		1:32.845	22.798	41.060	28.987	237.8	16:40:00.553
14		1:34.000	22.677	41.900	29.423	238.4	16:41:34.553
15		1:32.361	22.624	40.897	28.840	238.4	16:43:06.914
16		1:32.702	22.657	41.000	29.045	238.9	16:44:39.616
17		1:32.442	22.630	40.843	28.969	238.9	16:46:12.058
18		1:32.320	22.654	40.841	28.825	238.9	16:47:44.378
19		1:32.454	22.753	40.767	28.934	239.4	16:49:16.832
20		1:32.435	22.662	41.012	28.761	238.4	16:50:49.267
21		1:41.918 P	22.651	40.901	38.366	238.9	16:52:31.185



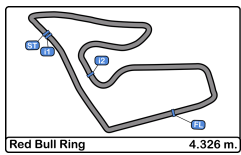


Red Bull Ring
Porsche Carrera Cup France
Free Practice - 2
Best Sectors Results



Sector - 1			Sector - 2			Sector - 3			Ideal Lap vs Best Lap						
Clas	Nº	Driver	Time	Nº	Driver	Time	Nº	Driver	Time	Clas	Nº	Driver	Ideal Lap	Best Lap	Clas
1	1	Marvin Klein	22.548	98	Dorian Boccolacci	40.567	5	Mathys Jaubert	28.530	1	98	Dorian Boccolacci	1:31.778	1:31.891	2
2	99	Benjamin Paque	22.553	5	Mathys Jaubert	40.681	97	Artem Slutskii	28.590	2	5	Mathys Jaubert	1:31.783	1:31.783	1
3	5	Mathys Jaubert	22.572	96	Zakhar Slutskii	40.715	1	Marvin Klein	28.601	3	1	Marvin Klein	1:31.867	1:31.936	3
4	98	Dorian Boccolacci	22.579	1	Marvin Klein	40.718	98	Dorian Boccolacci	28.632	4	99	Benjamin Paque	1:32.081	1:32.320	6
5	29	Louis Rousset	22.627	99	Benjamin Paque	40.767	22	Alessandro Ghiretti	28.661	5	29	Louis Rousset	1:32.097	1:32.288	4
6	97	Artem Slutskii	22.671	29	Louis Rousset	40.797	29	Louis Rousset	28.673	6	96	Zakhar Slutskii	1:32.183	1:32.301	5
7	76	Louis Perrot	22.686	22	Alessandro Ghiretti	40.829	96	Zakhar Slutskii	28.727	7	22	Alessandro Ghiretti	1:32.205	1:32.477	8
8	22	Alessandro Ghiretti	22.715	97	Artem Slutskii	40.955	99	Benjamin Paque	28.761	8	97	Artem Slutskii	1:32.216	1:32.475	7
9	96	Zakhar Slutskii	22.741	76	Louis Perrot	40.995	2	Marc Guillot	28.855	9	76	Louis Perrot	1:32.540	1:32.845	10
10	77	Jérémy Sarhy	22.765	2	Marc Guillot	41.030	76	Louis Perrot	28.859	10	2	Marc Guillot	1:32.741	1:32.745	9
11	27	Marlon Hernandez	22.766	89	Bashar Mardini	41.131	74	Victor Blugeon	28.870	11	77	Jérémy Sarhy	1:32.831	1:32.987	11
12	74	Victor Blugeon	22.823	77	Jérémy Sarhy	41.140	77	Jérémy Sarhy	28.926	12	74	Victor Blugeon	1:32.981	1:33.213	14
13	2	Marc Guillot	22.856	27	Marlon Hernandez	41.171	7	Jérôme Boullery	28.945	13	27	Marlon Hernandez	1:33.025	1:33.063	12
14	89	Bashar Mardini	22.864	7	Jérôme Boullery	41.209	89	Bashar Mardini	29.047	14	7	Jérôme Boullery	1:33.032	1:33.309	15
15	56	Frédéric Ancel	22.876	911	Christophe Lapiere	41.246	921	Fernando Monje	29.056	15	89	Bashar Mardini	1:33.042	1:33.138	13
16	7	Jérôme Boullery	22.878	74	Victor Blugeon	41.288	27	Marlon Hernandez	29.088	16	921	Fernando Monje	1:33.290	1:33.401	16
17	92	Fernando Monje	22.884	921	Fernando Monje	41.350	53	Arthur Mathieu	29.094	17	911	Christophe Lapiere	1:33.399	1:33.840	21
18	59	Maxence Maurice	22.884	59	Maxence Maurice	41.406	73	Sébastien Poisson	29.126	18	12	Ludovic Loeul	1:33.497	1:33.581	17
19	73	Sébastien Poisson	22.894	56	Frédéric Ancel	41.430	911	Christophe Lapiere	29.147	19	73	Sébastien Poisson	1:33.530	1:33.870	22
20	38	Sébastien Dussolliet	22.901	12	Ludovic Loeul	41.436	12	Ludovic Loeul	29.151	20	59	Maxence Maurice	1:33.551	1:33.702	19
21	12	Ludovic Loeul	22.910	38	Sébastien Dussolliet	41.496	38	Sébastien Dussolliet	29.162	21	38	Sébastien Dussolliet	1:33.559	1:33.648	18
22	49	Karim Ajlani	22.941	73	Sébastien Poisson	41.510	59	Maxence Maurice	29.261	22	53	Arthur Mathieu	1:33.583	1:33.795	20
23	53	Arthur Mathieu	22.942	53	Arthur Mathieu	41.547	66	Gilles Colombani	29.367	23	56	Frédéric Ancel	1:33.778	1:34.243	23
24	66	Gilles Colombani	22.955	24	Alexandre Leroy	41.679	49	Karim Ajlani	29.388	24	49	Karim Ajlani	1:34.036	1:34.335	24
25	91	Christophe Lapiere	23.006	49	Karim Ajlani	41.707	56	Frédéric Ancel	29.472	25	66	Gilles Colombani	1:34.184	1:34.394	25
26	24	Alexandre Leroy	23.042	66	Gilles Colombani	41.862	8	Christian Jaquillard	29.717	26	24	Alexandre Leroy	1:34.599	1:34.866	27
27	8	Christian Jaquillard	23.134	8	Christian Jaquillard	41.900	24	Alexandre Leroy	29.878	27	8	Christian Jaquillard	1:34.751	1:34.828	26
28	78	Dominique Bastien	23.640	78	Dominique Bastien	43.043	78	Dominique Bastien	30.574	28	78	Dominique Bastien	1:37.257	1:37.537	28



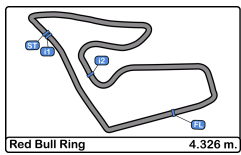


Red Bull Ring
Porsche Carrera Cup France
Free Practice - 2
Best 5 Lap Times



Cls	N°	Driver	Nat	Cat	Cls	Team	Nat	Vehicle	Best 1		Best 2		Best 3		Best 4		Best 5	
									Time	Lap	Time	Lap	Time	Lap	Time	Lap	Time	Lap
1	5	Mathys Jaubert	FRA	Pro	1	TFT Racing	FRA	Porsche 911 GT3 Cup	1:31.783	18	1:32.145	16	1:32.230	15	1:32.746	5	1:32.888	10
2	98	Dorian Bocolacci	FRA	Pro	2	Forestier Racing CLRT	FRA	Porsche 911 GT3 Cup	1:31.891	18	1:31.986	20	1:32.351	21	1:32.459	7	1:32.491	22
3	1	Marvin Klein	FRA	Pro	3	TFT Racing	FRA	Porsche 911 GT3 Cup	1:31.936	20	1:32.094	18	1:32.164	16	1:32.629	15	1:32.690	8
4	29	Louis Rousset	FRA	Pro	4	Forestier Racing CLRT	FRA	Porsche 911 GT3 Cup	1:32.288	20	1:32.346	15	1:32.393	19	1:32.402	18	1:32.473	21
5	96	Zakhar Slutskii	ISR	Pro	5	Target Compétition	ITA	Porsche 911 GT3 Cup	1:32.301	18	1:32.366	19	1:32.480	21	1:32.676	8	1:32.825	20
6	99	Benjamin Paque	BEL	Pro	6	Forestier Racing CLRT	FRA	Porsche 911 GT3 Cup	1:32.320	18	1:32.361	15	1:32.435	20	1:32.442	17	1:32.454	19
7	97	Artem Slutskii	ISR	Pro	7	Target Compétition	ITA	Porsche 911 GT3 Cup	1:32.475	21	1:32.528	10	1:32.576	20	1:32.614	22	1:32.624	8
8	22	Alessandro Ghiretti	FRA	Pro	8	Martinet by Alméras	FRA	Porsche 911 GT3 Cup	1:32.477	17	1:32.503	7	1:32.509	12	1:32.540	15	1:32.640	14
9	2	Marc Guillot	FRA	Pro-Am	1	HERRERO Racing	FRA	Porsche 911 GT3 Cup	1:32.745	16	1:32.891	10	1:33.075	13	1:33.239	9	1:33.325	20
10	76	Louis Perrot	FRA	Pro	9	IMSA LS Group Performance	FRA	Porsche 911 GT3 Cup	1:32.845	15	1:32.942	20	1:32.946	21	1:33.090	19	1:33.167	8
11	77	Jérémy Sarhy	FRA	Pro	10	Racing Technology	FRA	Porsche 911 GT3 Cup	1:32.987	7	1:33.195	8	1:33.210	11	1:33.273	6	1:33.406	4
12	27	Marlon Hernandez	FRA	Pro	11	ABM	FRA	Porsche 911 GT3 Cup	1:33.063	20	1:33.116	15	1:33.284	13	1:33.343	21	1:33.381	10
13	89	Bashar Mardini	CAN	Pro-Am	2	Tsunami RT	ITA	Porsche 911 GT3 Cup	1:33.138	14	1:33.174	19	1:33.235	15	1:33.257	12	1:33.293	13
14	74	Victor Blugeon	FRA	Pro	12	ABM	FRA	Porsche 911 GT3 Cup	1:33.213	14	1:33.220	6	1:33.348	18	1:33.358	11	1:33.633	10
15	7	Jérôme Boullery	FRA	Pro-Am	3	Racing Technology	FRA	Porsche 911 GT3 Cup	1:33.309	12	1:33.374	6	1:33.404	20	1:33.461	15	1:33.533	19
16	921	Fernando Monje	ESP	Pro	13	Martinet by Alméras	FRA	Porsche 911 GT3 Cup	1:33.401	19	1:33.464	17	1:33.582	18	1:33.632	14	1:33.838	12
17	12	Ludovic Loeul	FRA	Am	1	Porsche Lorient Racing	FRA	Porsche 911 GT3 Cup	1:33.581	21	1:33.793	8	1:34.009	5	1:34.045	6	1:34.084	19
18	38	Sébastien Dussollet	FRA	Pro-Am	4	ABM	FRA	Porsche 911 GT3 Cup	1:33.648	15	1:33.702	13	1:33.766	12	1:33.925	16	1:33.938	5
19	59	Maxence Maurice	FRA	Pro-Am	5	IMSA LS Group Performance	FRA	Porsche 911 GT3 Cup	1:33.702	21	1:33.774	9	1:33.933	23	1:33.941	12	1:33.992	22
20	53	Arthur Mathieu	FRA	Pro	14	Martinet by Alméras	FRA	Porsche 911 GT3 Cup	1:33.795	7	1:33.822	22	1:33.828	16	1:33.881	19	1:33.971	18
21	911	Christophe Lapierre	FRA	Pro-Am	6	Martinet by Alméras	FRA	Porsche 911 GT3 Cup	1:33.840	13	1:33.917	18	1:33.987	19	1:34.187	15	1:34.245	11
22	73	Sébastien Poisson	FRA	Am	2	ABM	FRA	Porsche 911 GT3 Cup	1:33.870	9	1:33.992	11	1:34.024	16	1:34.046	7	1:34.139	17
23	56	Frédéric Ancel	FRA	Pro-Am	7	Porsche Lorient Racing	FRA	Porsche 911 GT3 Cup	1:34.243	9	1:34.317	14	1:34.409	23	1:34.427	11	1:34.510	13
24	49	Karim Ajlani	CHE	Am	3	ABM	FRA	Porsche 911 GT3 Cup	1:34.335	17	1:34.365	18	1:34.436	20	1:34.833	19	1:35.247	14
25	66	Gilles Colombani	FRA	Am	4	Team Clairet Sport	FRA	Porsche 911 GT3 Cup	1:34.394	19	1:34.413	16	1:34.735	17	1:34.818	21	1:35.113	7
26	8	Christian Jaquillard	CHE	Am	5	Racing Technology	FRA	Porsche 911 GT3 Cup	1:34.828	20	1:35.327	21	1:35.484	18	1:35.707	17	1:35.791	16
27	24	Alexandre Leroy	BEL	Am	6	TFT Racing	FRA	Porsche 911 GT3 Cup	1:34.866	19	1:34.969	21	1:35.258	20	1:35.503	17	1:35.525	18
28	78	Dominique Bastien	USA	Am	7	Speedlover	BEL	Porsche 911 GT3 Cup	1:37.537	19	1:37.662	20	1:37.924	18	1:39.291	15	1:39.435	16





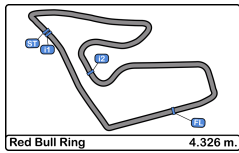
Red Bull Ring
Porsche Carrera Cup France
Free Practice - 2
Best 5 Top Speeds



Top 1 Top 2 Top 3 Top 4 Top 5

Clas	N°	Driver	Nat	Cat	Cls	Team	Nat	Vehicle	Top 1		Top 2		Top 3		Top 4		Top 5		Avg
									Km/h	Lap	Km/h	Lap	Km/h	Lap	Km/h	Lap	Km/h	Lap	
1	99	Benjamin Paque		BEL	Pro	1	Forestier Racing CLRT		239.4	19	238.9	9	238.9	10	238.9	16	238.9	17	239.0
2	5	Mathys Jaubert		FRA	Pro	2	TFT Racing		238.9	4	237.8	19	237.3	10	237.3	16	237.3	17	237.7
3	29	Louis Rousset		FRA	Pro	3	Forestier Racing CLRT		238.9	19	238.9	20	238.9	22	238.4	21	237.8	16	238.6
4	73	Sébastien Poisson		FRA	Am	1	ABM		238.9	5	238.4	9	238.4	15	238.4	16	238.4	21	238.5
5	96	Zakhar Slutskii		ISR	Pro	4	Target Compétition		238.9	12	237.8	15	237.3	10	237.3	19	237.3	21	237.7
6	98	Dorian Bocolacci		FRA	Pro	5	Forestier Racing CLRT		238.9	22	238.9	23	238.9	24	238.4	6	238.4	10	238.7
7	7	Jérôme Boullery		FRA	Pro-Am	1	Racing Technology		238.4	21	237.3	7	237.3	8	237.3	15	237.3	20	237.5
8	27	Marlon Hernandez		FRA	Pro	6	ABM		238.4	17	237.3	14	237.3	19	237.3	20	237.3	21	237.5
9	53	Arthur Mathieu		FRA	Pro	7	Martinet by Alméras		238.4	20	237.3	16	237.3	18	237.3	19	236.8	5	237.4
10	76	Louis Perrot		FRA	Pro	8	IMSA LS Group Performance		238.4	16	237.3	13	237.3	15	237.3	21	236.8	4	237.4
11	2	Marc Guillot		FRA	Pro-Am	2	HERRERO Racing		237.8	17	237.3	16	236.8	10	236.8	14	236.8	20	237.1
12	56	Frédéric Ancel		FRA	Pro-Am	3	Porsche Lorient Racing		237.8	16	236.8	23	236.3	6	236.3	7	236.3	14	236.7
13	77	Jérémy Sarhy		FRA	Pro	9	Racing Technology		237.8	6	237.8	7	237.8	12	237.3	9	237.3	11	237.6
14	97	Artem Slutskii		ISR	Pro	10	Target Compétition		237.8	23	237.3	5	237.3	10	236.8	6	236.8	11	237.2
15	921	Fernando Monje		ESP	Pro	11	Martinet by Alméras		237.8	20	237.3	18	237.3	22	236.8	6	236.8	19	237.2
16	1	Marvin Klein		FRA	Pro	12	TFT Racing		237.3	4	237.3	8	237.3	12	237.3	18	236.8	5	237.2
17	38	Sébastien Dussolliet		FRA	Pro-Am	4	ABM		237.3	4	237.3	11	237.3	15	237.3	16	237.3	21	237.3
18	49	Karim Ajlani		CHE	Am	2	ABM		237.3	20	236.8	19	236.3	17	235.2	18	234.7	12	236.1
19	66	Gilles Colombani		FRA	Am	3	Team Clairat Sport		237.3	22	236.8	21	236.3	7	236.3	20	235.8	18	236.5
20	74	Victor Blugeon		FRA	Pro	13	ABM		237.3	19	236.8	11	236.8	14	236.3	4	236.3	7	236.7
21	8	Christian Jaquillard		CHE	Am	4	Racing Technology		236.8	20	236.3	16	236.3	18	234.7	14	234.7	21	235.8
22	12	Ludovic Loeul		FRA	Am	5	Porsche Lorient Racing		236.8	22	236.3	6	236.3	21	236.3	23	235.8	4	236.3
23	22	Alessandro Ghiretti		FRA	Pro	14	Martinet by Alméras		236.8	8	236.3	13	236.3	14	236.3	15	236.3	18	236.4
24	24	Alexandre Leroy		BEL	Am	6	TFT Racing		236.8	20	236.3	17	235.8	21	235.2	14	235.2	15	235.9
25	59	Maxence Maurice		FRA	Pro-Am	5	IMSA LS Group Performance		236.8	13	236.8	14	236.3	8	236.3	16	236.3	18	236.5
26	89	Bashar Mardini		CAN	Pro-Am	6	Tsunami RT		236.3	14	236.3	19	236.3	20	235.8	4	235.8	5	236.1
27	911	Christophe Lapierre		FRA	Pro-Am	7	Martinet by Alméras		236.3	21	235.8	20	235.2	17	235.2	18	235.2	19	235.6
28	78	Dominique Bastien		USA	Am	7	Speedlover		232.7	18	229.7	16	229.2	19	228.8	17	228.8	20	229.8



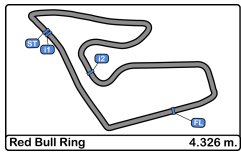


Red Bull Ring
Porsche Carrera Cup France
Free Practice - 2
Fastest Laps Sequence



Lap	Time of Day	Session Time	N° Driver	Nat	Cat	Team	Nat	Vehicle	Time	Km/h
2	16:19:30.458	3:30.458	1 Marvin Klein		Pro	TFT Racing		Porsche 911 GT3	1:35.156	163.6
3	16:21:03.814	5:03.814	1 Marvin Klein		Pro	TFT Racing		Porsche 911 GT3	1:33.356	166.8
3	16:21:05.348	5:05.348	97 Artem Slutsii		Pro	Target Compétition		Porsche 911 GT3	1:33.316	166.8
4	16:22:35.956	6:35.956	99 Benjamin Paque		Pro	Forestier Racing CLRT		Porsche 911 GT3	1:32.747	167.9
5	16:26:27.823	10:27.823	5 Mathys Jaubert		Pro	TFT Racing		Porsche 911 GT3	1:32.746	167.9
7	16:27:24.682	11:24.682	98 Dorian Bocolacci		Pro	Forestier Racing CLRT		Porsche 911 GT3	1:32.459	168.4
15	16:43:06.914	27:06.914	99 Benjamin Paque		Pro	Forestier Racing CLRT		Porsche 911 GT3	1:32.361	168.6
15	16:43:41.333	27:41.333	29 Louis Rousset		Pro	Forestier Racing CLRT		Porsche 911 GT3	1:32.346	168.6
18	16:47:20.565	31:20.565	98 Dorian Bocolacci		Pro	Forestier Racing CLRT		Porsche 911 GT3	1:31.891	169.4
18	16:54:26.816	38:26.816	5 Mathys Jaubert		Pro	TFT Racing		Porsche 911 GT3	1:31.783	169.6



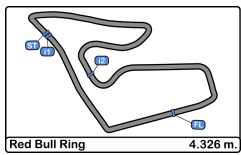


Red Bull Ring
Porsche Carrera Cup France
Free Practice - 2
Event Best Maximum Speed



N°	Driver	Nat	Cat	Clas	Team	Nat	Vehicle	Km/h	Session	
24	Alexandre Leroy		BEL	Am	1	TFT Racing		Porsche 911 GT3	246.0	Private test
77	Jérémy Sarhy		FRA	Pro	1	Racing Technology		Porsche 911 GT3	242.1	Private test
99	Benjamin Paque		BEL	Pro	2	Forestier Racing CLRT		Porsche 911 GT3	242.1	Private test
1	Marvin Klein		FRA	Pro	3	TFT Racing		Porsche 911 GT3	242.1	Private test
59	Maxence Maurice		FRA	Pro-A	1	IMSA LS Group Performance		Porsche 911 GT3	241.6	Private test
76	Louis Perrot		FRA	Pro	4	IMSA LS Group Performance		Porsche 911 GT3	241.6	Private test
73	Sébastien Poisson		FRA	Am	2	ABM		Porsche 911 GT3	241.6	Free Practice - 1
98	Dorian Boccolacci		FRA	Pro	5	Forestier Racing CLRT		Porsche 911 GT3	241.6	Free Practice - 1
97	Artem Slutskii		ISR	Pro	6	Target Compétition		Porsche 911 GT3	241.6	Free Practice - 1
53	Arthur Mathieu		FRA	Pro	7	Martinet by Alméras		Porsche 911 GT3	241.0	Private test
7	Jérôme Boullery		FRA	Pro-A	2	Racing Technology		Porsche 911 GT3	241.0	Free Practice - 1
22	Alessandro Ghiretti		FRA	Pro	8	Martinet by Alméras		Porsche 911 GT3	241.0	Free Practice - 1
21									240.5	Private test
27	Marlon Hernandez		FRA	Pro	9	ABM		Porsche 911 GT3	240.5	Private test
96	Zakhar Slutskii		ISR	Pro	10	Target Compétition		Porsche 911 GT3	240.5	Private test
2	Marc Guillot		FRA	Pro-A	3	HERRERO Racing		Porsche 911 GT3	240.5	Private test
38	Sébastien Dussollet		FRA	Pro-A	4	ABM		Porsche 911 GT3	240.5	Private test
12	Ludovic Loeul		FRA	Am	3	Porsche Lorient Racing		Porsche 911 GT3	240.5	Private test
29	Louis Rousset		FRA	Pro	11	Forestier Racing CLRT		Porsche 911 GT3	240.5	Private test
5	Mathys Jaubert		FRA	Pro	12	TFT Racing		Porsche 911 GT3	240.5	Free Practice - 1
921	Fernando Monje		ESP	Pro	13	Martinet by Alméras		Porsche 911 GT3	240.5	Free Practice - 1
66	Gilles Colombani		FRA	Am	4	Team Clairet Sport		Porsche 911 GT3	240.0	Private test
56	Frédéric Ancel		FRA	Pro-A	5	Porsche Lorient Racing		Porsche 911 GT3	239.4	Private test
89	Bashar Mardini		CAN	Pro-A	6	Tsunami RT		Porsche 911 GT3	239.4	Private test
74	Victor Blugeon		FRA	Pro	14	ABM		Porsche 911 GT3	238.9	Private test
49	Karim Ajlani		CHE	Am	5	ABM		Porsche 911 GT3	238.9	Private test
78	Dominique Bastien		USA	Am	6	Speedlover		Porsche 911 GT3	238.4	Private test
8	Christian Jaquillard		CHE	Am	7	Racing Technology		Porsche 911 GT3	238.4	Free Practice - 1
911	Christophe Lapierre		FRA	Pro-A	7	Martinet by Alméras		Porsche 911 GT3	238.4	Free Practice - 1





Red Bull Ring
Porsche Carrera Cup France
Free Practice - 2
Pit Stop Analysis



1 Marvin Klein Porsche 911 GT3 Cup
 Pro TFT Racing

N°	In Day Time	In Time	Out Time	Pit Time	T. Pit Time	Handicap	Diff.
1	16:24:12.555	16:24:12.555	16:26:56.186	2:43.631	2:43.631		
2	16:33:13.103	16:33:13.103	16:36:08.392	2:55.289	5:38.920		
3	16:40:50.976	16:40:50.976	16:44:14.080	3:23.104	9:02.024		

2 Marc Guillot Porsche 911 GT3 Cup
 Pro-Am HERRERO Racing

N°	In Day Time	In Time	Out Time	Pit Time	T. Pit Time	Handicap	Diff.
1	16:26:54.478	16:26:54.478	16:28:42.997	1:48.519	1:48.519		
2	16:38:22.224	16:38:22.224	16:40:07.268	1:45.044	3:33.563		
3	16:51:04.820	16:51:04.820	16:52:49.762	1:44.942	5:18.505		

5 Mathys Jaubert Porsche 911 GT3 Cup
 Pro TFT Racing

N°	In Day Time	In Time	Out Time	Pit Time	T. Pit Time	Handicap	Diff.
1	16:29:36.508	16:29:36.508	16:33:23.210	3:46.702	3:46.702		
2	16:41:15.542	16:41:15.542	16:44:58.959	3:43.417	7:30.119		

7 Jérôme Boullery Porsche 911 GT3 Cup
 Pro-Am Racing Technology

N°	In Day Time	In Time	Out Time	Pit Time	T. Pit Time	Handicap	Diff.
1	16:29:23.301	16:29:23.301	16:33:20.038	3:56.737	3:56.737		
2	16:45:57.318	16:45:57.318	16:48:57.276	2:59.958	6:56.695		

8 Christian Jaquillard Porsche 911 GT3 Cup
 Am Racing Technology

N°	In Day Time	In Time	Out Time	Pit Time	T. Pit Time	Handicap	Diff.
1	16:37:04.909	16:37:04.909	16:40:20.886	3:15.977	3:15.977		

12 Ludovic Loeul Porsche 911 GT3 Cup
 Am Porsche Lorient Racing

N°	In Day Time	In Time	Out Time	Pit Time	T. Pit Time	Handicap	Diff.
1	16:41:10.977	16:41:10.977	16:44:53.671	3:42.694	3:42.694		

22 Alessandro Ghiretti Porsche 911 GT3 Cup
 Pro Martinet by Alméras

N°	In Day Time	In Time	Out Time	Pit Time	T. Pit Time	Handicap	Diff.
1	16:52:33.781	16:52:33.781	16:53:45.671	1:11.890	1:11.890		

24 Alexandre Leroy Porsche 911 GT3 Cup
 Am TFT Racing

N°	In Day Time	In Time	Out Time	Pit Time	T. Pit Time	Handicap	Diff.
1	16:31:36.345	16:31:36.345	16:34:56.365	3:20.020	3:20.020		
2	16:44:37.116	16:44:37.116	16:46:53.393	2:16.277	5:36.297		

27 Marlon Hernandez Porsche 911 GT3 Cup
 Pro ABM

N°	In Day Time	In Time	Out Time	Pit Time	T. Pit Time	Handicap	Diff.
1	16:25:52.559	16:25:52.559	16:29:41.392	3:48.833	3:48.833		
2	16:37:31.229	16:37:31.229	16:40:44.270	3:13.041	7:01.874		

29 Louis Rousset Porsche 911 GT3 Cup
 Pro Forestier Racing CLRT

N°	In Day Time	In Time	Out Time	Pit Time	T. Pit Time	Handicap	Diff.
1	16:29:15.777	16:29:15.777	16:32:41.886	3:26.109	3:26.109		

38 Sébastien Dussolliet Porsche 911 GT3 Cup
 Pro-Am ABM

N°	In Day Time	In Time	Out Time	Pit Time	T. Pit Time	Handicap	Diff.
1	16:29:33.505	16:29:33.505	16:34:33.183	4:59.678	4:59.678		

49 Karim Ajlani Porsche 911 GT3 Cup
 Am ABM

N°	In Day Time	In Time	Out Time	Pit Time	T. Pit Time	Handicap	Diff.
1	16:32:38.659	16:32:38.659	16:36:01.044	3:22.385	3:22.385		

53 Arthur Mathieu Porsche 911 GT3 Cup
 Pro Martinet by Alméras

N°	In Day Time	In Time	Out Time	Pit Time	T. Pit Time	Handicap	Diff.
1	16:31:02.172	16:31:02.172	16:34:11.523	3:09.351	3:09.351		

56 Frédéric Ancel Porsche 911 GT3 Cup
 Pro-Am Porsche Lorient Racing

N°	In Day Time	In Time	Out Time	Pit Time	T. Pit Time	Handicap	Diff.
1	16:49:00.531	16:49:00.531	16:51:31.048	2:30.517	2:30.517		

59 Maxence Maurice Porsche 911 GT3 Cup
 Pro-Am IMSA LS Group Performance

N°	In Day Time	In Time	Out Time	Pit Time	T. Pit Time	Handicap	Diff.
1	16:32:46.089	16:32:46.089	16:34:51.321	2:05.232	2:05.232		
2	16:49:01.970	16:49:01.970	16:51:10.636	2:08.666	4:13.898		

66 Gilles Colombani Porsche 911 GT3 Cup
 Am Team Clairnet Sport

N°	In Day Time	In Time	Out Time	Pit Time	T. Pit Time	Handicap	Diff.
1	16:30:01.277	16:30:01.277	16:32:14.615	2:13.338	2:13.338		

73 Sébastien Poisson Porsche 911 GT3 Cup
 Am ABM

N°	In Day Time	In Time	Out Time	Pit Time	T. Pit Time	Handicap	Diff.
1	16:35:49.667	16:35:49.667	16:38:14.608	2:24.941	2:24.941		

74 Victor Blugeon Porsche 911 GT3 Cup
 Pro ABM

N°	In Day Time	In Time	Out Time	Pit Time	T. Pit Time	Handicap	Diff.
1	16:27:54.818	16:27:54.818	16:32:05.142	4:10.324	4:10.324		
2	16:44:38.654	16:44:38.654	16:48:28.418	3:49.764	8:00.088		

76 Louis Perrot Porsche 911 GT3 Cup
 Pro IMSA LS Group Performance

N°	In Day Time	In Time	Out Time	Pit Time	T. Pit Time	Handicap	Diff.
1	16:30:36.386	16:30:36.386	16:34:40.610	4:04.224	4:04.224		
2	16:47:18.580	16:47:18.580	16:49:35.683	2:17.103	6:21.327		

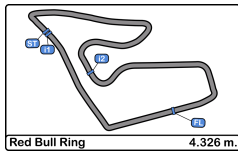
77 Jérémy Sarhy Porsche 911 GT3 Cup
 Pro Racing Technology

N°	In Day Time	In Time	Out Time	Pit Time	T. Pit Time	Handicap	Diff.
1	16:30:51.737	16:30:51.737	16:36:23.138	5:31.401	5:31.401		

78 Dominique Bastien Porsche 911 GT3 Cup
 Am Speedlover

N°	In Day Time	In Time	Out Time	Pit Time	T. Pit Time	Handicap	Diff.
1	16:25:57.137	16:25:57.137	16:29:42.939	3:45.802	3:45.802		
2	16:41:43.685	16:41:43.685	16:43:37.818	1:54.133	5:39.935		





Red Bull Ring
Porsche Carrera Cup France
Free Practice - 2
Pit Stop Analysis



89 Bashar Mardini Porsche 911 GT3 Cup
 Pro-Am Tsunami RT

N°	In Day Time	In Time	Out Time	Pit Time	T. Pit Time	Handicap	Diff.
1	16:28:34.880	16:28:34.880	16:31:14.700	2:39.820	2:39.820		
2	16:45:33.625	16:45:33.625	16:48:13.899	2:40.274	5:20.094		

96 Zakhar Slutskii Porsche 911 GT3 Cup
 Pro Target Compétition

N°	In Day Time	In Time	Out Time	Pit Time	T. Pit Time	Handicap	Diff.
1	16:42:38.526	16:42:38.526	16:46:50.368	4:11.842	4:11.842		

97 Artem Slutskii Porsche 911 GT3 Cup
 Pro Target Compétition

N°	In Day Time	In Time	Out Time	Pit Time	T. Pit Time	Handicap	Diff.
1	16:42:51.213	16:42:51.213	16:46:48.911	3:57.698	3:57.698		

98 Dorian Bocolacci Porsche 911 GT3 Cup
 Pro Forestier Racing CLRT

N°	In Day Time	In Time	Out Time	Pit Time	T. Pit Time	Handicap	Diff.
1	16:38:19.813	16:38:19.813	16:40:57.405	2:37.592	2:37.592		

99 Benjamin Paque Porsche 911 GT3 Cup
 Pro Forestier Racing CLRT

N°	In Day Time	In Time	Out Time	Pit Time	T. Pit Time	Handicap	Diff.
1	16:33:29.618	16:33:29.618	16:36:54.761	3:25.143	3:25.143		

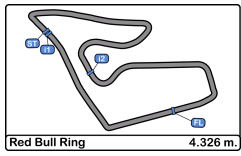
911 Christophe Lapiere Porsche 911 GT3 Cup
 Pro-Am Martinet by Alméras

N°	In Day Time	In Time	Out Time	Pit Time	T. Pit Time	Handicap	Diff.
1	16:29:50.541	16:29:50.541	16:32:19.489	2:28.948	2:28.948		

921 Fernando Monje Porsche 911 GT3 Cup
 Pro Martinet by Alméras

N°	In Day Time	In Time	Out Time	Pit Time	T. Pit Time	Handicap	Diff.
1	16:28:08.859	16:28:08.859	16:32:24.329	4:15.470	4:15.470		

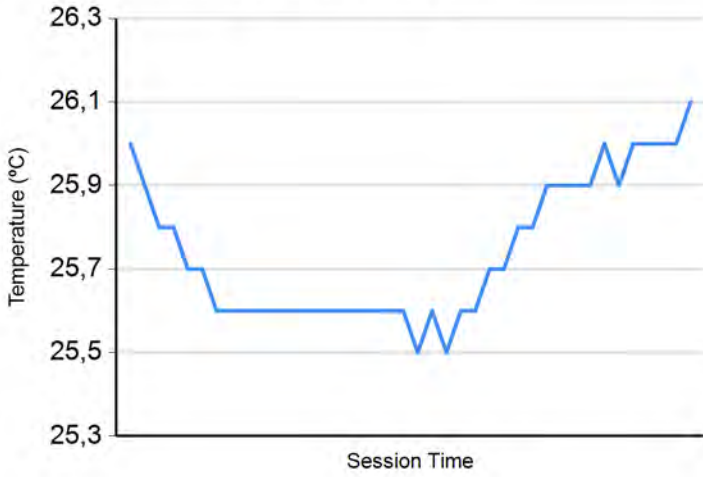




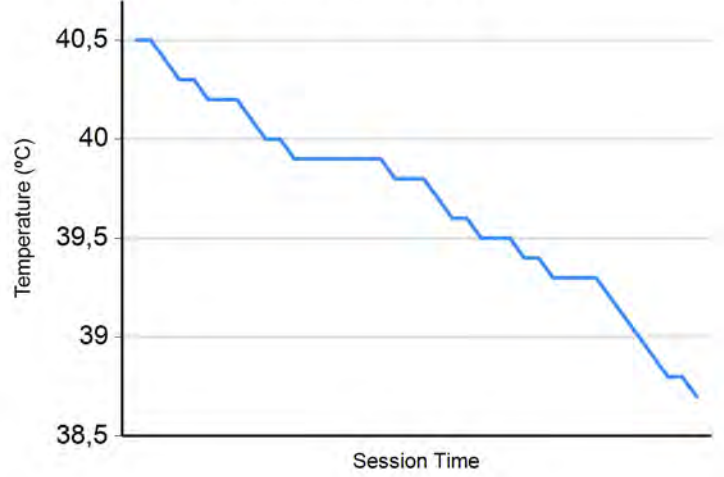
Red Bull Ring
Porsche Carrera Cup France
Free Practice - 2
Weather Report



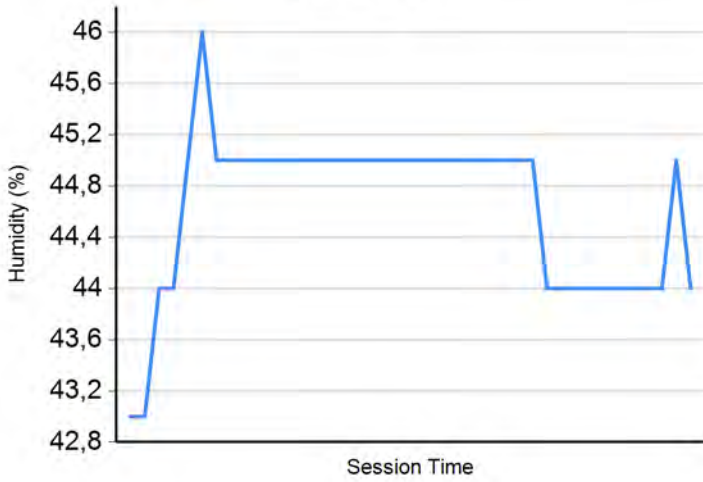
Air Temperature



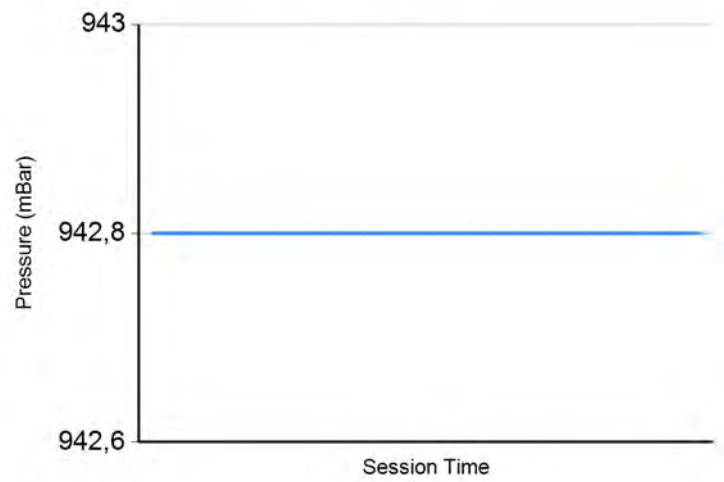
Track Temperature



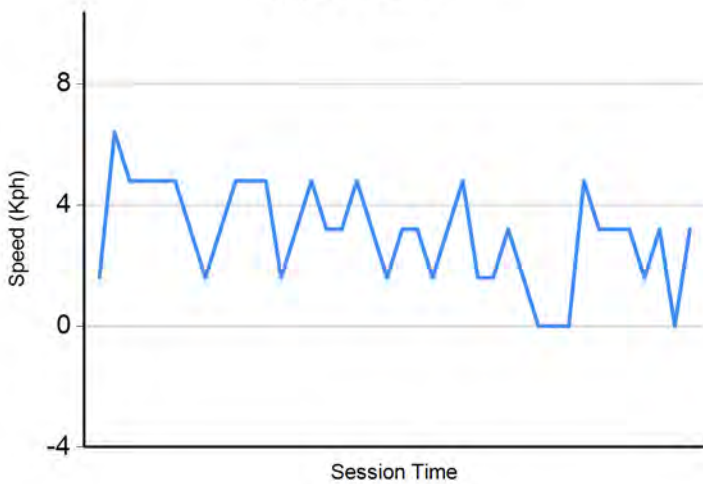
Humidity



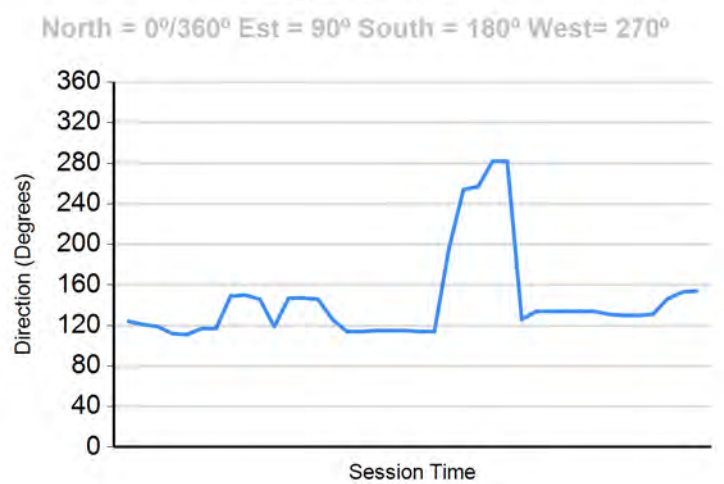
Pressure



Wind Speed



Wind direction





Red Bull Ring
Porsche Carrera Cup France
Free Practice - 1 - 2
Combined Results



Cls	N°	Driver	Nat	Cat	Clas	Team	Nat	Vehicle	Laps	FP1	FP2	Best	Gap	Interval	Km/h		
1	98	Dorian Boccolacci	FRA	Pro	1	Forestier Racing CLRT	FRA	Porsche 911 GT3 Cup	47	1:31.673	18	1:31.891	18	1:31.673	169.8		
2	5	Mathys Jaubert	FRA	Pro	2	TFT Racing	FRA	Porsche 911 GT3 Cup	39	1:32.461	16	1:31.783	18	1:31.783	0.110	0.110	169.6
3	22	Alessandro Ghiretti	FRA	Pro	3	Martinet by Alméras	FRA	Porsche 911 GT3 Cup	44	1:31.815	18	1:32.477	17	1:31.815	0.142	0.032	169.6
4	1	Marvin Klein	FRA	Pro	4	TFT Racing	FRA	Porsche 911 GT3 Cup	43	1:31.833	17	1:31.936	20	1:31.833	0.160	0.018	169.5
5	99	Benjamin Paque	BEL	Pro	5	Forestier Racing CLRT	FRA	Porsche 911 GT3 Cup	42	1:31.894	20	1:32.320	18	1:31.894	0.221	0.061	169.4
6	96	Zakhar Slutskii	ISR	Pro	6	Target Compétition	ITA	Porsche 911 GT3 Cup	38	1:32.010	10	1:32.301	18	1:32.010	0.337	0.116	169.2
7	97	Artem Slutskii	ISR	Pro	7	Target Compétition	ITA	Porsche 911 GT3 Cup	40	1:32.094	15	1:32.475	21	1:32.094	0.421	0.084	169.1
8	76	Louis Perrot	FRA	Pro	8	IMSA LS Group Performance	FRA	Porsche 911 GT3 Cup	46	1:32.208	15	1:32.845	15	1:32.208	0.535	0.114	168.8
9	29	Louis Rousset	FRA	Pro	9	Forestier Racing CLRT	FRA	Porsche 911 GT3 Cup	40	1:33.534	6	1:32.288	20	1:32.288	0.615	0.080	168.7
10	27	Marlon Hernandez	FRA	Pro	10	ABM	FRA	Porsche 911 GT3 Cup	43	1:32.635	19	1:33.063	20	1:32.635	0.962	0.347	168.1
11	2	Marc Guillot	FRA	Pro	1	HERRERO Racing	FRA	Porsche 911 GT3 Cup	46	1:32.825	20	1:32.745	16	1:32.745	1.072	0.110	167.9
12	77	Jérémy Sarhy	FRA	Pro	11	Racing Technology	FRA	Porsche 911 GT3 Cup	32	1:32.762	19	1:32.987	7	1:32.762	1.089	0.017	167.8
13	7	Jérôme Boullery	FRA	Pro	2	Racing Technology	FRA	Porsche 911 GT3 Cup	44	1:32.763	11	1:33.309	12	1:32.763	1.090	0.001	167.8
14	92	Fernando Monje	ESP	Pro	12	Martinet by Alméras	FRA	Porsche 911 GT3 Cup	45	1:32.841	20	1:33.401	19	1:32.841	1.168	0.078	167.7
15	89	Bashar Mardini	CAN	Pro	3	Tsunami RT	ITA	Porsche 911 GT3 Cup	46	1:33.268	14	1:33.138	14	1:33.138	1.465	0.297	167.2
16	74	Victor Blugeon	FRA	Pro	13	ABM	FRA	Porsche 911 GT3 Cup	41	1:33.234	19	1:33.213	14	1:33.213	1.540	0.075	167.0
17	73	Sébastien Poisson	FRA	Am	1	ABM	FRA	Porsche 911 GT3 Cup	49	1:33.363	18	1:33.870	9	1:33.363	1.690	0.150	166.8
18	53	Arthur Mathieu	FRA	Pro	14	Martinet by Alméras	FRA	Porsche 911 GT3 Cup	43	1:33.377	12	1:33.795	7	1:33.377	1.704	0.014	166.7
19	38	Sébastien Dussollet	FRA	Pro	4	ABM	FRA	Porsche 911 GT3 Cup	44	1:33.474	13	1:33.648	15	1:33.474	1.801	0.097	166.6
20	59	Maxence Maurice	FRA	Pro	5	IMSA LS Group Performance	FRA	Porsche 911 GT3 Cup	44	1:33.530	13	1:33.702	21	1:33.530	1.857	0.056	166.5
21	12	Ludovic Loeul	FRA	Am	2	Porsche Lorient Racing	FRA	Porsche 911 GT3 Cup	43	1:33.706	6	1:33.581	21	1:33.581	1.908	0.051	166.4
22	91	Christophe Lapierre	FRA	Pro	6	Martinet by Alméras	FRA	Porsche 911 GT3 Cup	44	1:33.929	13	1:33.840	13	1:33.840	2.167	0.259	165.9
23	56	Frédéric Ancel	FRA	Pro	7	Porsche Lorient Racing	FRA	Porsche 911 GT3 Cup	44	1:33.938	19	1:34.243	9	1:33.938	2.265	0.098	165.7
24	66	Gilles Colombani	FRA	Am	3	Team Clairet Sport	FRA	Porsche 911 GT3 Cup	46	1:34.084	21	1:34.394	19	1:34.084	2.411	0.146	165.5
25	24	Alexandre Leroy	BEL	Am	4	TFT Racing	FRA	Porsche 911 GT3 Cup	44	1:34.197	20	1:34.866	19	1:34.197	2.524	0.113	165.3
26	49	Karim Ajlani	CHE	Am	5	ABM	FRA	Porsche 911 GT3 Cup	45	1:34.561	13	1:34.335	17	1:34.335	2.662	0.138	165.0
27	8	Christian Jaquillard	CHE	Am	6	Racing Technology	FRA	Porsche 911 GT3 Cup	45	1:35.561	20	1:34.828	20	1:34.828	3.155	0.493	164.2
28	78	Dominique Bastien	USA	Am	7	Speedlover	BEL	Porsche 911 GT3 Cup	44	1:36.229	19	1:37.537	19	1:36.229	4.556	1.401	161.8

*** PENALTIES**

CARS #5 - #8 - #12 - #22 - #38 - #49 - #53 - #56 - #59 - #66 - #73 - #74 - #76 - #77 - 78 - #89 - #96 - #97 - #98 - #99 - #911 - #921 SOME LAP TIMES DELETED DUE TRACK

CARS #2 - #5 - #7 - #12 - #22 - #24 - #27 - #29 - #38 - #49 - #53 - #56 SOME LAP TIMES DELETED DUE TRACK LIMITS

CARS #59 - #66 - #73 - #74 - #76 - #77 - #89 - #96 - #97 - #98 - #99 - #911 - #921 SOME LAP TIMES DELETED DUE TRACK LIMITS

Published at:.....

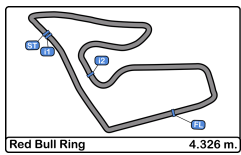
Race Director:

Timekeeper:


Luis Garcia

JOB-1605-ESP/M





Red Bull Ring
Porsche Carrera Cup France
Qualifying
Provisional Results



Clas	Nº	Driver	Nat	Cat	Clas	Team	Nat	Vehicle	Laps	Best	Time	Gap	Interval	Km/h
1	98	Dorian Bocolacci	FRA	Pro	1	Forestier Racing CLRT	FRA	Porsche 911 GT3 Cup	15	12	1:30.422			172.2
2	99	Benjamin Paque	BEL	Pro	2	Forestier Racing CLRT	FRA	Porsche 911 GT3 Cup	16	14	1:30.511	0.089	0.089	172.0
3	1	Marvin Klein	FRA	Pro	3	TFT Racing	FRA	Porsche 911 GT3 Cup	15	11	1:30.615	0.193	0.104	171.8
4	76	Louis Perrot	FRA	Pro	4	IMSA LS Group Performance	FRA	Porsche 911 GT3 Cup	17	14	1:30.872	0.450	0.257	171.3
5	5	Mathys Jaubert	FRA	Pro	5	TFT Racing	FRA	Porsche 911 GT3 Cup	15	5	1:30.921	0.499	0.049	171.2
6	22	Alessandro Ghiretti	FRA	Pro	6	Martinet by Alméras	FRA	Porsche 911 GT3 Cup	14	11	1:30.950	0.528	0.029	171.2
7	77	Jérémy Sarhy	FRA	Pro	7	Racing Technology	FRA	Porsche 911 GT3 Cup	18	16	1:30.965	0.543	0.015	171.2
8	97	Artem Slutskii	ISR	Pro	8	Target Compétition	ITA	Porsche 911 GT3 Cup	15	13	1:31.144	0.722	0.179	170.8
9	29	Louis Rousset	FRA	Pro	9	Forestier Racing CLRT	FRA	Porsche 911 GT3 Cup	15	13	1:31.344	0.922	0.200	170.4
10	96	Zakhar Slutskii	ISR	Pro	10	Target Compétition	ITA	Porsche 911 GT3 Cup	15	12	1:31.362	0.940	0.018	170.4
11	27	Marlon Hernandez	FRA	Pro	11	ABM	FRA	Porsche 911 GT3 Cup	15	12	1:31.506	1.084	0.144	170.1
12	7	Jérôme Boullery	FRA	Pro-Am	1	Racing Technology	FRA	Porsche 911 GT3 Cup	17	15	1:31.523	1.101	0.017	170.1
13	74	Victor Blugeon	FRA	Pro	12	ABM	FRA	Porsche 911 GT3 Cup	15	11	1:31.583	1.161	0.060	170.0
14	89	Bashar Mardini	CAN	Pro-Am	2	Tsunami RT	ITA	Porsche 911 GT3 Cup	16	15	1:31.629	1.207	0.046	169.9
15	2	Marc Guillot	FRA	Pro-Am	3	HERRERO Racing	FRA	Porsche 911 GT3 Cup	18	14	1:31.691	1.269	0.062	169.8
16	53	Arthur Mathieu	FRA	Pro	13	Martinet by Alméras	FRA	Porsche 911 GT3 Cup	16	12	1:31.798	1.376	0.107	169.6
17	921	Fernando Monje	ESP	Pro	14	Martinet by Alméras	FRA	Porsche 911 GT3 Cup	15	13	1:31.825	1.403	0.027	169.6
18	38	Sébastien Dussollet	FRA	Pro-Am	4	ABM	FRA	Porsche 911 GT3 Cup	14	13	1:31.880	1.458	0.055	169.4
19	59	Maxence Maurice	FRA	Pro-Am	5	IMSA LS Group Performance	FRA	Porsche 911 GT3 Cup	16	14	1:32.030	1.608	0.150	169.2
20	73	Sébastien Poisson	FRA	Am	1	ABM	FRA	Porsche 911 GT3 Cup	14	11	1:32.070	1.648	0.040	169.1
21	12	Ludovic Loeul	FRA	Am	2	Porsche Lorient Racing	FRA	Porsche 911 GT3 Cup	17	14	1:32.291	1.869	0.221	168.7
22	56	Frédéric Ancel	FRA	Pro-Am	6	Porsche Lorient Racing	FRA	Porsche 911 GT3 Cup	17	15	1:32.390	1.968	0.099	168.5
23	911	Christophe Lapierre	FRA	Pro-Am	7	Martinet by Alméras	FRA	Porsche 911 GT3 Cup	16	12	1:32.448	2.026	0.058	168.4
24	49	Karim Ajlani	CHE	Am	3	ABM	FRA	Porsche 911 GT3 Cup	18	17	1:32.960	2.538	0.512	167.5
25	66	Gilles Colombani	FRA	Am	4	Team Clairet Sport	FRA	Porsche 911 GT3 Cup	17	14	1:33.661	3.239	0.701	166.2
26	24	Alexandre Leroy	BEL	Am	5	TFT Racing	FRA	Porsche 911 GT3 Cup	17	14	1:33.664	3.242	0.003	166.2
27	8	Christian Jaquillard	CHE	Am	6	Racing Technology	FRA	Porsche 911 GT3 Cup	17	8	1:33.787	3.365	0.123	166.0
28	78	Dominique Bastien	USA	Am	7	Speedlover	BEL	Porsche 911 GT3 Cup	15	8	1:35.545	5.123	1.758	162.9

*** PENALTIES**

CARS #1 - #7 - #8 - #22 - #24 - #27 - #29 - #49 - #53 - #59 - #73 - #76 - #77 - #78 - #96 - #911 SOME LAP TIMES DELETED DUE TRACK LIMITS

Published at:.....

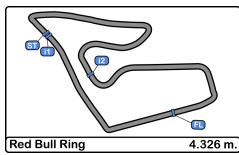
Track Temp: 27.2 °C Air Temp: 17.9 °C Humidity: 71 % Track Status: DRY

Race Director:

Timekeeper:

Luis Garcia
 JOB-1605-ESP/M





Red Bull Ring
Porsche Carrera Cup France
Qualifying
Provisional Results by Category



Pro														
Clas	Nº	Driver	Nat	Cat	Clas	Team	Nat	Vehicle	Laps	Best	Time	Gap	Interval	Km/h
1	98	Dorian Boccolacci	FRA	Pro	1	Forestier Racing CLRT	FRA	Porsche 911 GT3 Cup	15	12	1:30.422			172.2
2	99	Benjamin Paque	BEL	Pro	2	Forestier Racing CLRT	FRA	Porsche 911 GT3 Cup	16	14	1:30.511	0.089	0.089	172.0
3	1	Marvin Klein	FRA	Pro	3	TFT Racing	FRA	Porsche 911 GT3 Cup	15	11	1:30.615	0.193	0.104	171.8
4	76	Louis Perrot	FRA	Pro	4	IMSA LS Group Performance	FRA	Porsche 911 GT3 Cup	17	14	1:30.872	0.450	0.257	171.3
5	5	Mathys Jaubert	FRA	Pro	5	TFT Racing	FRA	Porsche 911 GT3 Cup	15	5	1:30.921	0.499	0.049	171.2
6	22	Alessandro Ghiretti	FRA	Pro	6	Martinet by Alméras	FRA	Porsche 911 GT3 Cup	14	11	1:30.950	0.528	0.029	171.2
7	77	Jérémy Sarhy	FRA	Pro	7	Racing Technology	FRA	Porsche 911 GT3 Cup	18	16	1:30.965	0.543	0.015	171.2
8	97	Artem Slutskii	ITA	Pro	8	Target Compétition	ITA	Porsche 911 GT3 Cup	15	13	1:31.144	0.722	0.179	170.8
9	29	Louis Rousset	FRA	Pro	9	Forestier Racing CLRT	FRA	Porsche 911 GT3 Cup	15	13	1:31.344	0.922	0.200	170.4
10	96	Zakhar Slutskii	ITA	Pro	10	Target Compétition	ITA	Porsche 911 GT3 Cup	15	12	1:31.362	0.940	0.018	170.4
11	27	Marlon Hernandez	FRA	Pro	11	ABM	FRA	Porsche 911 GT3 Cup	15	12	1:31.506	1.084	0.144	170.1
12	74	Victor Blugeon	FRA	Pro	12	ABM	FRA	Porsche 911 GT3 Cup	15	11	1:31.583	1.161	0.077	170.0
13	53	Arthur Mathieu	FRA	Pro	13	Martinet by Alméras	FRA	Porsche 911 GT3 Cup	16	12	1:31.798	1.376	0.215	169.6
14	921	Fernando Monje	ESP	Pro	14	Martinet by Alméras	FRA	Porsche 911 GT3 Cup	15	13	1:31.825	1.403	0.027	169.6

Pro-Am														
Clas	Nº	Driver	Nat	Cat	Clas	Team	Nat	Vehicle	Laps	Best	Time	Gap	Interval	Km/h
1	7	Jérôme Boullery	FRA	Pro-Am	1	Racing Technology	FRA	Porsche 911 GT3 Cup	17	15	1:31.523			170.1
2	89	Bashar Mardini	CAN	Pro-Am	2	Tsunami RT	ITA	Porsche 911 GT3 Cup	16	15	1:31.629	0.106	0.106	169.9
3	2	Marc Guillot	FRA	Pro-Am	3	HERRERO Racing	FRA	Porsche 911 GT3 Cup	18	14	1:31.691	0.168	0.062	169.8
4	38	Sébastien Dussollet	FRA	Pro-Am	4	ABM	FRA	Porsche 911 GT3 Cup	14	13	1:31.880	0.357	0.189	169.4
5	59	Maxence Maurice	FRA	Pro-Am	5	IMSA LS Group Performance	FRA	Porsche 911 GT3 Cup	16	14	1:32.030	0.507	0.150	169.2
6	56	Frédéric Ancel	FRA	Pro-Am	6	Porsche Lorient Racing	FRA	Porsche 911 GT3 Cup	17	15	1:32.390	0.867	0.360	168.5
7	911	Christophe Lapiere	FRA	Pro-Am	7	Martinet by Alméras	FRA	Porsche 911 GT3 Cup	16	12	1:32.448	0.925	0.058	168.4

Am														
Clas	Nº	Driver	Nat	Cat	Clas	Team	Nat	Vehicle	Laps	Best	Time	Gap	Interval	Km/h
1	73	Sébastien Poisson	FRA	Am	1	ABM	FRA	Porsche 911 GT3 Cup	14	11	1:32.070			169.1
2	12	Ludovic Loeul	FRA	Am	2	Porsche Lorient Racing	FRA	Porsche 911 GT3 Cup	17	14	1:32.291	0.221	0.221	168.7
3	49	Karim Ajlani	CHE	Am	3	ABM	FRA	Porsche 911 GT3 Cup	18	17	1:32.960	0.890	0.669	167.5
4	66	Gilles Colombani	FRA	Am	4	Team Clairet Sport	FRA	Porsche 911 GT3 Cup	17	14	1:33.661	1.591	0.701	166.2
5	24	Alexandre Leroy	BEL	Am	5	TFT Racing	FRA	Porsche 911 GT3 Cup	17	14	1:33.664	1.594	0.003	166.2
6	8	Christian Jaquillard	CHE	Am	6	Racing Technology	FRA	Porsche 911 GT3 Cup	17	8	1:33.787	1.717	0.123	166.0
7	78	Dominique Bastien	USA	Am	7	Speedlover	BEL	Porsche 911 GT3 Cup	15	8	1:35.545	3.475	1.758	162.9

*** PENALTIES**

CARS #1 - #7 - #8 - #22 - #24 - #27 - #29 - #49 - #53 - #59 - #73 - #76 - #77 - #78 - #96 - #911 SOME LAP TIMES DELETED DUE TRACK LIMITS

Published at:.....

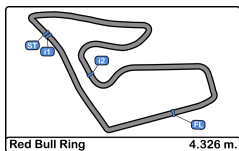
Track Temp: 27.2 °C Air Temp: 17.9 °C Humidity: 71 % Track Status: DRY

Race Director:

Timekeeper:

Luis Garcia
 JOB-1605-ESP/M





Red Bull Ring
Porsche Carrera Cup France
Qualifying
Provisional Results by Class



Clas	Nº	Driver	Nat	Cat	Clas	Team	Nat	Vehicle	Laps	Best	Time	Gap	Interval	Km/h
1	98	Dorian Bocolacci	FRA			Forestier Racing CLRT	FRA	Porsche 911 GT3 Cup	15	12	1:30.422			172.2
2	1	Marvin Klein	FRA			TFT Racing	FRA	Porsche 911 GT3 Cup	15	11	1:30.615	0.193	0.193	171.8
3	76	Louis Perrot	FRA			IMSA LS Group Performance	FRA	Porsche 911 GT3 Cup	17	14	1:30.872	0.450	0.257	171.3
4	22	Alessandro Ghiretti	FRA			Martinet by Alméras	FRA	Porsche 911 GT3 Cup	14	11	1:30.950	0.528	0.078	171.2
5	77	Jérémy Sarhy	FRA			Racing Technology	FRA	Porsche 911 GT3 Cup	18	16	1:30.965	0.543	0.015	171.2
6	97	Artem Slutskii	ISR			Target Compétition	ITA	Porsche 911 GT3 Cup	15	13	1:31.144	0.722	0.179	170.8
7	96	Zakhar Slutskii	ISR			Target Compétition	ITA	Porsche 911 GT3 Cup	15	12	1:31.362	0.940	0.218	170.4
8	7	Jérôme Boullery	FRA			Racing Technology	FRA	Porsche 911 GT3 Cup	17	15	1:31.523	1.101	0.161	170.1
9	74	Victor Blugeon	FRA			ABM	FRA	Porsche 911 GT3 Cup	15	11	1:31.583	1.161	0.060	170.0
10	89	Bashar Mardini	CAN			Tsunami RT	ITA	Porsche 911 GT3 Cup	16	15	1:31.629	1.207	0.046	169.9
11	2	Marc Guillot	FRA			HERRERO Racing	FRA	Porsche 911 GT3 Cup	18	14	1:31.691	1.269	0.062	169.8
12	53	Arthur Mathieu	FRA			Martinet by Alméras	FRA	Porsche 911 GT3 Cup	16	12	1:31.798	1.376	0.107	169.6
13	921	Fernando Monje	ESP			Martinet by Alméras	FRA	Porsche 911 GT3 Cup	15	13	1:31.825	1.403	0.027	169.6
14	38	Sébastien Dussolliet	FRA			ABM	FRA	Porsche 911 GT3 Cup	14	13	1:31.880	1.458	0.055	169.4
15	59	Maxence Maurice	FRA			IMSA LS Group Performance	FRA	Porsche 911 GT3 Cup	16	14	1:32.030	1.608	0.150	169.2
16	73	Sébastien Poisson	FRA			ABM	FRA	Porsche 911 GT3 Cup	14	11	1:32.070	1.648	0.040	169.1
17	12	Ludovic Loeul	FRA			Porsche Lorient Racing	FRA	Porsche 911 GT3 Cup	17	14	1:32.291	1.869	0.221	168.7
18	56	Frédéric Ancel	FRA			Porsche Lorient Racing	FRA	Porsche 911 GT3 Cup	17	15	1:32.390	1.968	0.099	168.5
19	911	Christophe Lapierre	FRA			Martinet by Alméras	FRA	Porsche 911 GT3 Cup	16	12	1:32.448	2.026	0.058	168.4
20	49	Karim Ajlani	CHE			ABM	FRA	Porsche 911 GT3 Cup	18	17	1:32.960	2.538	0.512	167.5
21	66	Gilles Colombani	FRA			Team Clairet Sport	FRA	Porsche 911 GT3 Cup	17	14	1:33.661	3.239	0.701	166.2
22	24	Alexandre Leroy	BEL			TFT Racing	FRA	Porsche 911 GT3 Cup	17	14	1:33.664	3.242	0.003	166.2
23	8	Christian Jaquillard	CHE			Racing Technology	FRA	Porsche 911 GT3 Cup	17	8	1:33.787	3.365	0.123	166.0
24	78	Dominique Bastien	USA			Speedlover	BEL	Porsche 911 GT3 Cup	15	8	1:35.545	5.123	1.758	162.9

Rookie

Clas	Nº	Driver	Nat	Cat	Clas	Team	Nat	Vehicle	Laps	Best	Time	Gap	Interval	Km/h
1	99	Benjamin Paque	BEL	R	1	Forestier Racing CLRT	FRA	Porsche 911 GT3 Cup	16	14	1:30.511			172.0
2	5	Mathys Jaubert	FRA	R	2	TFT Racing	FRA	Porsche 911 GT3 Cup	15	5	1:30.921	0.410	0.410	171.2
3	29	Louis Rousset	FRA	R	3	Forestier Racing CLRT	FRA	Porsche 911 GT3 Cup	15	13	1:31.344	0.833	0.423	170.4
4	27	Marlon Hernandez	FRA	R	4	ABM	FRA	Porsche 911 GT3 Cup	15	12	1:31.506	0.995	0.162	170.1

*** PENALTIES**

CARS #1 - #7 - #8 - #22 - #24 - #27 - #29 - #49 - #53 - #59 - #73 - #76 - #77 - #78 - #96 - #911 SOME LAP TIMES DELETED DUE TRACK LIMITS

Published at:.....

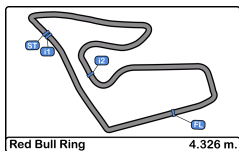
Track Temp: 27.2 °C Air Temp: 17.9 °C Humidity: 71 % Track Status: DRY

Race Director:

Timekeeper:

Luis Garcia
 JOB-1605-ESP/M





Red Bull Ring
Porsche Carrera Cup France
Qualifying



Provisional 2 Fastest Lap Results

Clas	Nº	Driver	Nat	Cat	Clas	Team	Nat	Vehicle	Laps	Best	Time	Gap	Interval	Km/h
1	98	Dorian Bocolacci	FRA	Pro	1	Forestier Racing CLRT	FRA	Porsche 911 GT3 Cup	15	13	1:30.524			172.2
2	99	Benjamin Paque	BEL	Pro	2	Forestier Racing CLRT	FRA	Porsche 911 GT3 Cup	16	15	1:30.549	0.025	0.025	172.0
3	1	Marvin Klein	FRA	Pro	3	TFT Racing	FRA	Porsche 911 GT3 Cup	15	14	1:30.851	0.327	0.302	171.8
4	76	Louis Perrot	FRA	Pro	4	IMSA LS Group Performance	FRA	Porsche 911 GT3 Cup	17	16	1:30.961	0.437	0.110	171.3
5	22	Alessandro Ghiretti	FRA	Pro	5	Martinet by Alméras	FRA	Porsche 911 GT3 Cup	14	10	1:31.043	0.519	0.082	171.2
6	5	Mathys Jaubert	FRA	Pro	6	TFT Racing	FRA	Porsche 911 GT3 Cup	15	13	1:31.051	0.527	0.008	171.2
7	77	Jérémy Sarhy	FRA	Pro	7	Racing Technology	FRA	Porsche 911 GT3 Cup	18	14	1:31.215	0.691	0.164	171.2
8	97	Artem Slutskii	ISR	Pro	8	Target Compétition	ITA	Porsche 911 GT3 Cup	15	14	1:31.255	0.731	0.040	170.8
9	29	Louis Rousset	FRA	Pro	9	Forestier Racing CLRT	FRA	Porsche 911 GT3 Cup	15	11	1:31.351	0.827	0.096	170.4
10	96	Zakhar Slutskii	ISR	Pro	10	Target Compétition	ITA	Porsche 911 GT3 Cup	15	6	1:31.586	1.062	0.235	170.4
11	27	Marlon Hernandez	FRA	Pro	11	ABM	FRA	Porsche 911 GT3 Cup	15	11	1:31.610	1.086	0.024	170.1
12	74	Victor Blugeon	FRA	Pro	12	ABM	FRA	Porsche 911 GT3 Cup	15	4	1:31.715	1.191	0.105	170.0
13	2	Marc Guillot	FRA	Pro-Am	1	HERRERO Racing	FRA	Porsche 911 GT3 Cup	18	15	1:31.793	1.269	0.078	169.8
14	89	Bashar Mardini	CAN	Pro-Am	2	Tsunami RT	ITA	Porsche 911 GT3 Cup	16	5	1:31.849	1.325	0.056	169.9
15	7	Jérôme Boullery	FRA	Pro-Am	3	Racing Technology	FRA	Porsche 911 GT3 Cup	17	8	1:31.865	1.341	0.016	170.1
16	921	Fernando Monje	ESP	Pro	13	Martinet by Alméras	FRA	Porsche 911 GT3 Cup	15	14	1:31.958	1.434	0.093	169.6
17	53	Arthur Mathieu	FRA	Pro	14	Martinet by Alméras	FRA	Porsche 911 GT3 Cup	16	14	1:31.996	1.472	0.038	169.6
18	59	Maxence Maurice	FRA	Pro-Am	4	IMSA LS Group Performance	FRA	Porsche 911 GT3 Cup	16	12	1:32.123	1.599	0.127	169.2
19	73	Sébastien Poisson	FRA	Am	1	ABM	FRA	Porsche 911 GT3 Cup	14	12	1:32.136	1.612	0.013	169.1
20	38	Sébastien Dussollet	FRA	Pro-Am	5	ABM	FRA	Porsche 911 GT3 Cup	14	12	1:32.192	1.668	0.056	169.4
21	911	Christophe Lapierre	FRA	Pro-Am	6	Martinet by Alméras	FRA	Porsche 911 GT3 Cup	16	13	1:32.449	1.925	0.257	168.4
22	12	Ludovic Loeul	FRA	Am	2	Porsche Lorient Racing	FRA	Porsche 911 GT3 Cup	17	13	1:32.565	2.041	0.116	168.7
23	56	Frédéric Ancel	FRA	Pro-Am	7	Porsche Lorient Racing	FRA	Porsche 911 GT3 Cup	17	16	1:32.785	2.261	0.220	168.5
24	49	Karim Ajlani	CHE	Am	3	ABM	FRA	Porsche 911 GT3 Cup	18	9	1:33.380	2.856	0.595	167.5
25	66	Gilles Colombani	FRA	Am	4	Team Clairet Sport	FRA	Porsche 911 GT3 Cup	17	6	1:33.717	3.193	0.337	166.2
26	24	Alexandre Leroy	BEL	Am	5	TFT Racing	FRA	Porsche 911 GT3 Cup	17	5	1:34.049	3.525	0.332	166.2
27	8	Christian Jaquillard	CHE	Am	6	Racing Technology	FRA	Porsche 911 GT3 Cup	17	12	1:34.391	3.867	0.342	166.0
28	78	Dominique Bastien	USA	Am	7	Speedlover	BEL	Porsche 911 GT3 Cup	15	14	1:36.506	5.982	2.115	162.9

*** PENALTIES**

CARS #1 - #7 - #8 - #22 - #24 - #27 - #29 - #49 - #53 - #59 - #73 - #76 - #77 - #78 - #96 - #911 SOME LAP TIMES DELETED DUE TRACK LIMITS

Published at:.....

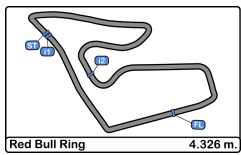
Track Temp: 27.2 °C Air Temp: 17.9 °C Humidity: 71 % Track Status: DRY

Race Director:

Timekeeper:

Luis Garcia
 JOB-1605-ESP/M





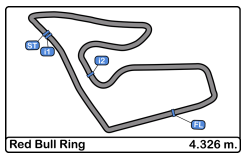
Red Bull Ring
Porsche Carrera Cup France
Qualifying
Lap Analysis



1 Marvin Klein Porsche 911 GT3 Cup							5 Mathys Jaubert Porsche 911 GT3 Cup								
Pro TFT Racing							Pro TFT Racing								
Lap	D	Time	Sector 1	Sector 2	Sector 3	T. Spd	Elapsed	Lap	D	Time	Sector 1	Sector 2	Sector 3	T. Spd	Elapsed
1		10:12:21.164			10:12:21.164		10:12:21.164	1		10:12:07.946	10:10:40.804	53.517	33.625	168.2	10:12:07.946
2		1:38.548			10:13:59.712		10:13:59.712	2		1:44.611	28.984	45.749	29.878	186.5	10:13:52.557
3		1:31.963			10:15:31.675		10:15:31.675	3		1:34.445	22.924	41.191	30.330	236.8	10:15:27.002
4		1:31.206			10:17:02.881		10:17:02.881	4		1:31.452	22.499	40.640	28.313	238.9	10:16:58.454
5		1:31.220			10:18:34.101		10:18:34.101	5		1:30.921	22.414	40.379	28.128	239.4	10:18:29.375
6		1:31.253			10:20:05.354		10:20:05.354	6		1:31.448	22.436	40.701	28.311	239.4	10:20:00.823
7		1:44.710 P			10:21:50.064		10:21:50.064	7		1:43.372 P	22.719	43.772	36.881	198.1	10:21:44.195
8		9:12.166	7:54.539	47.603	30.024	180.9	10:31:02.230	8		9:16.490	8:00.775	45.044	30.671	194.9	10:31:00.685
9		1:37.859	23.035	43.082	31.742	235.2	10:32:40.089	9		1:37.517	23.598	42.739	31.180	232.2	10:32:38.202
10		1:35.556	22.493	41.073	31.990	238.9	10:34:15.645	10		1:35.684	22.616	40.959	32.109	237.3	10:34:13.886
11		1:30.615	22.337	40.265	28.013	240.5	10:35:46.260	11		1:31.582	22.459	40.456	28.667	240.0	10:35:45.468
12		1:31.969	22.311	40.585	29.073	241.0	10:37:18.229	12		1:31.643	22.353	40.438	28.852	240.0	10:37:17.111
13		1:33.253	23.083	41.205	28.965	237.8	10:38:51.482	13		1:31.051	22.424	40.390	28.237	238.4	10:38:48.162
14		1:30.851	22.368	40.231	28.252	240.5	10:40:22.333	14		1:31.083	22.503	40.346	28.234	238.4	10:40:19.245
15		2:18.766 P	29.558	57.934	51.274	120.5	10:42:41.099	15		2:19.270 P	31.314	57.619	50.337	123.4	10:42:38.515

2 Marc Guillot Porsche 911 GT3 Cup							7 Jérôme Boullery Porsche 911 GT3 Cup								
Pro-Am HERRERO Racing							Pro-Am Racing Technology								
Lap	D	Time	Sector 1	Sector 2	Sector 3	T. Spd	Elapsed	Lap	D	Time	Sector 1	Sector 2	Sector 3	T. Spd	Elapsed
1		10:12:23.683	10:10:52.793	52.654	38.236	176.7	10:12:23.683	1		10:12:37.380	10:11:09.948	51.858	35.574	140.2	10:12:37.380
2		1:39.820	24.247	44.113	31.460	199.2	10:14:03.503	2		1:42.196	24.885	47.046	30.265	205.7	10:14:19.576
3		1:35.006	22.903	42.814	29.289	239.4	10:15:38.509	3		1:34.227	23.249	42.103	28.875	233.7	10:15:53.803
4		1:33.754	23.144	41.413	29.197	235.2	10:17:12.263	4		1:32.902	22.932	41.276	28.694	237.8	10:17:26.705
5		1:32.838	22.902	41.053	28.883	236.3	10:18:45.101	5		1:32.198	22.799	40.941	28.458	238.4	10:18:58.903
6		1:32.595	22.756	40.927	28.912	238.4	10:20:17.696	6		1:32.896	22.677	40.837	29.382	239.4	10:20:31.799
7		1:32.393	22.859	40.717	28.817	237.8	10:21:50.089	7		1:31.968	22.661	40.617	28.690	238.9	10:22:03.767
8		1:48.396 P	23.090	44.383	40.923	207.6	10:23:38.485	8		1:31.865	22.667	40.667	28.531	239.4	10:23:35.632
9		5:09.229	3:52.458	45.916	30.855	173.6	10:28:47.714	9		1:42.726 P	22.536	40.809	39.381	238.9	10:25:18.358
10		1:41.331	24.169	45.855	31.307	213.0	10:30:29.045	10		3:13.363	1:52.884	48.178	32.301	165.3	10:28:31.721
11		1:47.963	24.394	49.228	34.341	168.2	10:32:17.008	11		1:38.345	25.889	43.178	29.278	225.9	10:30:10.066
12		1:36.292	22.844	44.443	29.005	236.8	10:33:53.300	12		1:37.367	23.018	43.072	31.277	208.4	10:31:47.433
13		1:32.803	22.662	40.941	29.200	238.9	10:35:26.103	13		1:32.020	22.666	40.773	28.581	240.0	10:33:19.453
14		1:31.691	22.571	40.728	28.392	239.4	10:36:57.794	14		1:31.914	22.641	40.827	28.446	240.0	10:34:51.367
15		1:31.793	22.506	40.694	28.593	239.4	10:38:29.587	15		1:31.523	22.397	40.800	28.326	240.5	10:36:22.890
16		1:31.847	22.638	40.690	28.519	238.4	10:40:01.434	16		1:31.443	22.397	40.480	28.566	240.0	10:37:54.333
17		1:32.155	22.566	40.798	28.791	239.4	10:41:33.589	17		1:43.156 P	22.439	40.713	40.004	240.5	10:39:37.489
18		2:18.308 P	42.384	53.877	42.047	76.9	10:43:51.897								





Red Bull Ring
Porsche Carrera Cup France
Qualifying
Lap Analysis



8

Christian Jaquillard

Porsche 911 GT3 Cup **22**

Alessandro Ghiretti

Porsche 911 GT3 Cup

Am

Racing Technology Pro

Martinet by Alméras

Lap	D	Time	Sector 1	Sector 2	Sector 3	T. Spd	Elapsed	Lap	D	Time	Sector 1	Sector 2	Sector 3	T. Spd	Elapsed																
1		10:13:03.295	10:11:32.686	55.552	35.057	154.9	10:13:03.295	1		10:15:23.137	10:14:06.055	46.672	30.410	207.6	10:15:23.137																
2		1:45.435	27.016	46.771	31.648	195.2	10:14:48.730	2		1:41.502	24.059	45.921	31.522	211.7	10:17:04.639																
3		1:39.724	24.875	44.203	30.646	225.9	10:16:28.454	3		1:34.576	22.643	40.629	28.304	238.9	10:18:36.215																
4		1:35.999	23.262	43.062	29.675	230.7	10:18:04.453	4		1:31.225	22.540	40.476	28.209	240.0	10:20:07.440																
5		1:35.009	23.452	42.025	29.532	238.4	10:19:39.462	5		1:31.195	22.476	40.344	28.375	240.0	10:21:38.635																
6		1:34.691	23.208	41.735	29.748	237.8	10:21:14.153	6		1:31.362	22.503	40.460	28.399	239.4	10:23:09.997																
7		1:34.818	23.132	42.028	29.658	237.3	10:22:48.971	7		1:40.148 P	22.590	41.225	36.333	238.9	10:24:50.145																
8		1:33.787	22.854	41.622	29.311	240.0	10:24:22.758	8		6:45.050	5:26.290	47.330	31.430	183.0	10:31:35.195																
9		1:34.445	23.176	41.604	29.665	238.9	10:25:57.203	9		1:38.810	26.887	43.377	28.546	171.9	10:33:14.005																
10		1:35.335	22.933	42.419	29.983	236.8	10:27:32.538	10		1:31.043	22.583	40.327	28.133	238.4	10:34:45.048																
11		1:34.417	23.210	41.741	29.466	238.4	10:29:06.955	11		1:30.950	22.434	40.331	28.185	238.9	10:36:15.998																
12		1:34.391	23.038	41.740	29.613	239.4	10:30:41.346	12		1:31.165	22.620	40.237	28.308	238.4	10:37:47.163																
13		2:04.408 P	27.904	51.889	44.615	166.6	10:32:45.754	13		1:31.136	22.486	40.290	28.360	239.4	10:39:18.299																
14		4:05.983	2:48.520	45.994	31.469	186.8	10:36:51.737	14		1:45.336 P	22.504	41.754	41.078	240.0	10:41:03.635																
15		1:42.119	24.701	47.085	30.333	173.9	10:38:33.856	24								Alexandre Leroy	Porsche 911 GT3 Cup														
16		1:40.232	27.788	42.246	30.198	226.8	10:40:14.088									Am	TFT Racing														
17		2:12.093 P	29.430	53.689	48.974	150.6	10:42:26.181									Lap	D	Time	Sector 1	Sector 2	Sector 3	T. Spd	Elapsed								
12								Ludovic Loeuil								Porsche 911 GT3 Cup								1		10:12:56.992	10:11:31.283	51.649	34.060	146.7	10:12:56.992
																								2		1:40.712	25.112	45.238	30.362	201.4	10:14:37.704
																								3		1:36.807	23.061	44.185	29.561	215.1	10:16:14.511
Am								Porsche Lorient Racing								4		1:34.874	23.483	41.822	29.566	234.2	10:17:49.382								
																5		1:34.049	23.079	41.467	29.503	236.8	10:19:23.431								
																6		1:34.745	23.036	41.417	30.292	236.3	10:20:58.176								
7		1:34.278	23.181	41.417	29.680	236.3	10:22:32.454																								
8		1:34.472	23.354	41.452	29.666	236.3	10:24:06.926																								
9		1:45.204 P	23.127	41.652	40.425	231.7	10:25:52.130																								
10		5:30.958	4:08.393	50.539	32.026	166.9	10:31:23.088																								
11		1:36.704	23.958	42.584	30.162	225.4	10:32:59.792																								
12		1:34.213	23.149	41.560	29.504	237.8	10:34:34.005																								
13		1:34.368	23.695	41.217	29.456	236.8	10:36:08.373																								
14		1:33.664	23.109	41.302	29.253	237.8	10:37:42.037																								
15		1:34.129	23.024	41.653	29.452	237.3	10:39:16.166																								
16		1:34.080	23.050	41.483	29.547	236.3	10:40:50.246																								
17		2:07.776 P	27.970	53.188	46.618	166.4	10:42:58.022																								

24

Alexandre Leroy

Porsche 911 GT3 Cup

Am

TFT Racing

12

Ludovic Loeuil

Porsche 911 GT3 Cup

Am

Porsche Lorient Racing

Lap	D	Time	Sector 1	Sector 2	Sector 3	T. Spd	Elapsed	Lap	D	Time	Sector 1	Sector 2	Sector 3	T. Spd	Elapsed								
1		10:12:39.408	10:11:11.968	51.466	35.974	161.4	10:12:39.408	1		10:12:22.882	10:10:56.019	51.438	35.425	165.8	10:12:22.882								
2		1:42.608	24.328	47.154	31.126	211.7	10:14:22.016	2		1:39.817	23.668	43.330	32.819	216.0	10:14:02.699								
3		1:34.672	23.418	41.906	29.348	237.3	10:15:56.688	3		1:32.627	22.772	41.027	28.828	239.4	10:15:35.326								
4		1:32.923	22.692	41.262	28.969	239.4	10:17:29.611	4		1:32.227	22.565	40.777	28.885	240.5	10:17:07.553								
5		1:32.862	22.810	41.025	29.027	238.4	10:19:02.473	5		1:32.030	22.626	40.629	28.775	240.0	10:18:39.583								
6		1:32.736	22.858	40.827	29.051	238.4	10:20:35.209	6		1:42.619 P	22.560	44.798	35.261	242.1	10:20:22.202								
7		1:32.704	22.750	41.039	28.915	238.4	10:22:07.913	7		9:37.652	8:15.930	49.578	32.144	203.0	10:29:59.854								
8		1:43.309 P	23.120	42.277	37.912	236.3	10:23:51.222	8		1:36.204	23.739	42.621	29.844	217.3	10:31:36.058								
9		5:49.843	4:29.844	47.333	32.666	138.6	10:29:41.065	9		1:31.827	22.662	40.642	28.523	238.4	10:33:07.885								
10		1:39.073	23.414	45.230	30.429	197.0	10:31:20.138	10		1:32.338	22.724	40.928	28.686	238.4	10:34:40.223								
11		1:35.507	22.902	41.866	30.739	238.4	10:32:55.645	11		1:31.610	22.590	40.576	28.444	238.9	10:36:11.833								
12		1:32.921	22.762	41.152	29.007	238.9	10:34:28.566	12		1:31.506	22.557	40.499	28.450	238.4	10:37:43.339								
13		1:32.565	22.723	40.938	28.904	239.4	10:36:01.131	13		1:41.352	25.767	45.774	29.811	166.1	10:39:24.691								
14		1:32.291	22.615	40.868	28.808	239.4	10:37:33.422	14		1:34.394	22.619	42.810	28.962	238.4	10:40:59.082								
15		1:32.731	22.635	40.920	29.176	239.4	10:39:06.153	15		2:00.616 P	25.637	47.640	47.339	177.6	10:42:59.698								
16		1:32.731	22.700	41.128	28.903	237.8	10:40:38.884	27								Marlon Hernandez	Porsche 911 GT3 Cup						
17		2:12.271 P	26.062	51.683	54.526	188.1	10:42:51.155									Pro	ABM						
27																Marlon Hernandez							
								1		10:12:22.882	10:10:56.019	51.438	35.425	165.8	10:12:22.882								
								2		1:39.817	23.668	43.330	32.819	216.0	10:14:02.699								
3		1:32.627	22.772	41.027	28.828	239.4	10:15:35.326																
4		1:32.227	22.565	40.777	28.885	240.5	10:17:07.553																
5		1:32.030	22.626	40.629	28.775	240.0	10:18:39.583																
6		1:42.619 P	22.560	44.798	35.261	242.1	10:20:22.202																
7		9:37.652	8:15.930	49.578	32.144	203.0	10:29:59.854																
8		1:36.204	23.739	42.621	29.844	217.3	10:31:36.058																
9		1:31.827	22.662	40.642	28.523	238.4	10:33:07.885																
10		1:32.338	22.724	40.928	28.686	238.4	10:34:40.223																
11		1:31.610	22.590	40.576	28.444	238.9	10:36:11.833																
12		1:31.506	22.557	40.499	28.450	238.4	10:37:43.339																
13		1:41.352	25.767	45.774	29.811	166.1	10:39:24.691																
14		1:34.394	22.619	42.810	28.962	238.4	10:40:59.082																
15		2:00.616 P	25.637	47.640	47.339	177.6	10:42:59.698																

27

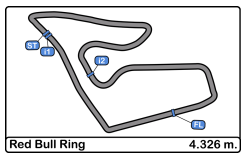
Marlon Hernandez

Porsche 911 GT3 Cup

Pro

ABM





Red Bull Ring
Porsche Carrera Cup France
Qualifying
Lap Analysis



29

Louis Rousset

Porsche 911 GT3 Cup

53

Arthur Mathieu

Porsche 911 GT3 Cup

Pro

Forestier Racing CLRT

Pro

Martinet by Alméras

Lap	D	Time	Sector 1	Sector 2	Sector 3	T. Spd	Elapsed	Lap	D	Time	Sector 1	Sector 2	Sector 3	T. Spd	Elapsed
1		10:12:20.473	10:10:48.755	55.734	35.984	129.6	10:12:20.473	1		10:13:54.463	10:12:32.858	49.418	32.187	161.6	10:13:54.463
2		1:39.905	23.637	43.753	32.515	227.8	10:14:00.378	2		1:36.525	23.992	42.412	30.121	232.2	10:15:30.988
3		1:39.276	22.905	41.350	29.021	236.8	10:15:33.654	3		1:34.411	24.219	41.187	29.005	238.4	10:17:05.399
4		1:32.047	22.840	40.732	28.445	238.9	10:17:05.671	4		1:33.874	23.499	41.491	28.881	235.2	10:18:39.270
5		1:34.569	22.763	40.469	28.337	239.4	10:18:37.240	5		1:32.590	22.759	41.176	28.645	241.0	10:20:11.850
6		1:31.520	22.572	40.591	28.357	240.5	10:20:08.760	6		1:32.202	22.762	40.928	28.512	238.9	10:21:44.052
7		1:37.553 P	22.551	40.544	34.458	240.0	10:21:46.313	7		1:32.589	22.779	40.822	28.988	237.3	10:23:16.641
8		9:08.081	7:52.164	44.808	31.109	198.5	10:30:54.394	8		1:47.405 P	23.579	44.732	39.094	206.1	10:25:04.046
9		1:40.559	23.635	45.602	31.322	210.5	10:32:34.953	9		6:01.959	4:45.081	46.116	30.762	190.4	10:31:06.005
10		1:32.384	22.849	40.770	28.765	238.9	10:34:07.337	10		1:37.340	23.549	42.696	31.095	217.7	10:32:43.345
11		1:31.351	22.728	40.308	28.315	239.4	10:35:38.688	11		1:35.677	22.797	41.176	31.704	238.9	10:34:19.022
12		1:31.503	22.531	40.407	28.565	240.5	10:37:10.191	12		1:31.798	22.617	40.521	28.660	238.9	10:35:50.820
13		1:31.344	22.566	40.380	28.398	239.4	10:38:41.535	13		1:33.850	22.608	42.166	29.076	240.0	10:37:24.670
14		1:32.030	22.661	40.503	28.866	238.9	10:40:13.565	14		1:31.996	22.597	40.686	28.713	238.4	10:38:56.666
15		2:07.022 P	28.048	51.209	47.765	142.8	10:42:20.587	15		1:32.617	22.557	41.282	28.778	238.4	10:40:29.283
16								16		2:14.187 P	25.565	55.756	52.866	147.3	10:42:43.470

38

Sébastien Dussolliet

Porsche 911 GT3 Cup

56

Frédéric Ancel

Porsche 911 GT3 Cup

Pro-Am

ABM

Pro-Am

Porsche Lorient Racing

Lap	D	Time	Sector 1	Sector 2	Sector 3	T. Spd	Elapsed	Lap	D	Time	Sector 1	Sector 2	Sector 3	T. Spd	Elapsed
1		10:12:40.433	10:11:12.857	51.768	35.808	153.6	10:12:40.433	1		10:13:00.120	10:11:23.930	58.284	37.906	135.3	10:13:00.120
2		1:39.982	24.339	45.055	30.588	217.3	10:14:20.415	2		1:44.245	28.460	44.464	31.321	208.0	10:14:44.365
3		1:34.201	23.051	41.845	29.305	236.8	10:15:54.616	3		1:36.041	23.608	42.888	29.545	232.2	10:16:20.406
4		1:32.829	22.868	41.274	28.687	238.9	10:17:27.445	4		1:34.435	23.355	41.565	29.515	236.3	10:17:54.841
5		1:32.436	22.773	41.023	28.640	238.9	10:18:59.881	5		1:33.435	22.919	41.207	29.309	237.8	10:19:28.276
6		1:32.270	22.657	40.911	28.702	240.5	10:20:32.151	6		1:39.070	25.297	43.917	29.856	189.4	10:21:07.346
7		1:40.539 P	22.749	41.476	36.314	236.8	10:22:12.690	7		1:33.358	23.100	41.075	29.183	236.3	10:22:40.704
8		9:16.673	7:54.801	49.695	32.177	167.7	10:31:29.363	8		1:33.608	22.952	41.351	29.305	236.3	10:24:14.312
9		1:36.143	23.938	42.869	29.336	204.5	10:33:05.506	9		1:33.529	22.951	41.135	29.443	237.3	10:25:47.841
10		1:32.551	22.798	41.139	28.614	238.9	10:34:38.057	10		2:00.350 P	25.429	49.151	45.770	196.7	10:27:48.191
11		1:35.618	22.480	44.456	28.682	240.0	10:36:13.675	11		4:18.623	3:01.087	47.335	30.201	130.2	10:32:06.814
12		1:32.192	22.637	40.997	28.558	239.4	10:37:45.867	12		1:34.557	23.148	42.285	29.124	235.8	10:33:41.371
13		1:31.880	22.600	40.645	28.635	239.4	10:39:17.747	13		1:46.675	22.859	41.043	42.773	236.8	10:35:28.046
14		1:43.492 P	22.517	40.916	40.059	240.5	10:41:01.239	14		1:34.812	24.780	41.271	28.761	230.7	10:37:02.858
15								15		1:32.390	22.679	40.705	29.006	237.8	10:38:35.248
16								16		1:32.785	22.759	40.872	29.154	236.8	10:40:08.033
17								17		2:10.025 P	29.004	52.569	48.452	169.8	10:42:18.058

49

Karim Ajlani

Porsche 911 GT3 Cup

Am

ABM

Lap	D	Time	Sector 1	Sector 2	Sector 3	T. Spd	Elapsed
1		10:12:55.808	10:11:24.723	53.011	38.074	141.9	10:12:55.808
2		1:41.115	25.549	45.149	30.417	204.1	10:14:36.923
3		1:34.915	23.383	42.100	29.432	234.7	10:16:11.838
4		1:33.937	23.007	41.608	29.322	237.3	10:17:45.775
5		1:33.735	23.077	41.521	29.137	236.8	10:19:19.510
6		1:33.414	22.905	41.514	28.995	236.8	10:20:52.924
7		1:33.689	23.012	41.540	29.137	235.2	10:22:26.613
8		1:33.870	22.909	41.569	29.392	236.8	10:24:00.483
9		1:33.380	22.778	41.377	29.225	237.3	10:25:33.863
10		1:42.969 P	23.566	42.563	36.840	210.5	10:27:16.832
11		4:27.138	3:03.913	48.094	35.131	194.9	10:31:43.970
12		1:44.662	29.899	44.840	29.923	130.9	10:33:28.632
13		1:33.760	23.067	41.552	29.141	235.2	10:35:02.392
14		1:33.498	22.966	41.247	28.985	236.8	10:36:35.590
15		1:33.490	22.711	41.306	29.473	238.4	10:38:09.080
16		1:33.515	22.969	41.256	29.290	237.3	10:39:42.595
17		1:32.960	22.881	41.128	28.951	237.8	10:41:15.555
18		1:59.134 P	26.191	48.882	44.061	191.8	10:43:14.689





Red Bull Ring
Porsche Carrera Cup France
Qualifying
Lap Analysis



59

Maxence Maurice

Porsche 911 GT3 Cup

74

Victor Blugeon

Porsche 911 GT3 Cup

Pro-Am

IMSA LS Group Performance

Pro

ABM

Lap	D	Time	Sector 1	Sector 2	Sector 3	T. Spd	Elapsed	Lap	D	Time	Sector 1	Sector 2	Sector 3	T. Spd	Elapsed
1		10:12:44.146	10:11:16.495	52.079	35.572	147.1	10:12:44.146	1		10:12:35.271	10:11:09.077	51.050	35.144	157.2	10:12:35.271
2		1:46.220	28.934	46.103	31.183	195.2	10:14:30.366	2		1:42.277	25.349	47.273	29.655	221.7	10:14:17.548
3		1:33.922	23.101	41.648	29.173	235.8	10:16:04.288	3		1:32.304	22.805	40.959	28.540	236.8	10:15:49.852
4		1:47.350	22.879	54.934	29.537	236.3	10:17:51.638	4		1:31.715	22.696	40.572	28.447	237.8	10:17:21.567
5		1:32.776	22.913	41.101	28.762	237.3	10:19:24.414	5		1:31.791	22.638	40.685	28.468	237.8	10:18:53.358
6		1:34.229	22.953	41.047	30.229	237.8	10:20:58.643	6		1:42.475 P	23.714	42.043	36.718	215.5	10:20:35.833
7		1:40.713 P	24.011	42.173	34.529	214.2	10:22:39.356	7		9:58.445	8:39.999	46.980	31.466	187.5	10:30:34.278
8		5:55.360	4:34.431	48.634	32.295	175.8	10:28:34.716	8		1:41.825	24.946	46.236	30.643	150.2	10:32:16.103
9		1:41.063	25.579	45.712	29.772	215.1	10:30:15.779	9		1:36.068	22.946	43.890	29.232	236.8	10:33:52.171
10		1:35.223	23.033	43.240	28.950	204.1	10:31:51.002	10		1:32.314	22.548	40.831	28.935	238.4	10:35:24.485
11		1:32.640	22.707	41.262	28.671	238.4	10:33:23.642	11		1:31.583	22.646	40.664	28.273	238.9	10:36:56.068
12		1:32.123	22.756	40.796	28.571	237.8	10:34:55.765	12		1:31.815	22.594	40.634	28.587	237.8	10:38:27.883
13		1:32.226	22.691	40.849	28.686	237.8	10:36:27.991	13		1:31.727	22.568	40.761	28.398	237.8	10:39:59.610
14		1:32.030	22.727	40.819	28.484	236.8	10:38:00.021	14		1:31.916	22.594	40.764	28.558	238.4	10:41:31.526
15		1:32.606	22.663	40.863	29.080	237.3	10:39:32.627	15		1:49.281 P	24.745	45.235	39.301	191.1	10:43:20.807
16		1:42.304 P	23.165	42.532	36.607	235.2	10:41:14.931								

66

Gilles Colombani

Porsche 911 GT3 Cup

76

Louis Perrot

Porsche 911 GT3 Cup

Am

Team Clairet Sport

Pro

IMSA LS Group Performance

Lap	D	Time	Sector 1	Sector 2	Sector 3	T. Spd	Elapsed	Lap	D	Time	Sector 1	Sector 2	Sector 3	T. Spd	Elapsed
1		10:12:56.513	10:11:25.505	54.185	36.823	144.5	10:12:56.513	1		10:12:22.295	10:10:53.297	51.646	37.352	164.1	10:12:22.295
2		1:45.588	27.451	46.790	31.347	196.7	10:14:42.101	2		1:39.082	23.759	43.090	32.233	218.1	10:14:01.377
3		1:36.499	23.442	43.255	29.802	229.2	10:16:18.600	3		1:33.247	22.936	41.450	28.861	240.0	10:15:34.624
4		1:35.238	23.029	42.404	29.805	236.8	10:17:53.838	4		1:32.226	22.501	40.810	28.915	240.5	10:17:06.850
5		1:34.141	22.916	41.939	29.286	236.8	10:19:27.979	5		1:31.592	22.505	40.749	28.338	241.6	10:18:38.442
6		1:33.717	22.857	41.661	29.199	235.8	10:21:01.696	6		1:31.229	22.509	40.386	28.334	240.5	10:20:09.671
7		1:33.741	22.842	41.708	29.191	237.3	10:22:35.437	7		1:31.466	22.562	40.361	28.543	240.5	10:21:41.137
8		1:34.242	23.355	41.751	29.136	237.3	10:24:09.679	8		1:31.390	22.442	40.456	28.492	240.0	10:23:12.527
9		1:48.718 P	22.900	41.957	43.861	234.7	10:25:58.397	9		1:38.386 P	22.484	40.589	35.313	239.4	10:24:50.913
10		3:31.486	2:11.740	47.786	31.960	191.8	10:29:29.883	10		6:12.031	4:54.663	47.153	30.215	169.5	10:31:02.944
11		1:40.561	25.265	44.615	30.681	206.5	10:31:10.444	11		1:38.068	23.119	42.725	32.224	235.8	10:32:41.012
12		1:39.053	25.206	44.539	29.308	204.1	10:32:49.497	12		1:35.738	23.252	40.798	31.688	237.8	10:34:16.750
13		1:34.136	22.988	42.155	28.993	237.3	10:34:23.633	13		1:31.507	22.500	40.695	28.312	240.5	10:35:48.257
14		1:33.661	22.762	41.860	29.039	236.8	10:35:57.294	14		1:30.872	22.362	40.283	28.227	241.0	10:37:19.129
15		1:34.874	22.682	42.536	29.656	238.4	10:37:32.168	15		1:31.490	22.489	40.622	28.379	241.0	10:38:50.619
16		2:19.086	22.793	41.636	1:14.657	233.7	10:39:51.254	16		1:30.961	22.419	40.192	28.350	239.4	10:40:21.580
17		2:01.716 P	23.547	49.986	48.183	235.8	10:41:52.970	17		2:18.726 P	29.708	57.663	51.355	123.9	10:42:40.306

73

Sébastien Poisson

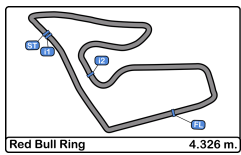
Porsche 911 GT3 Cup

Am

ABM

Lap	D	Time	Sector 1	Sector 2	Sector 3	T. Spd	Elapsed
1		10:12:49.236	10:11:20.611	52.437	36.188	136.5	10:12:49.236
2		1:42.668	28.587	44.243	29.838	190.4	10:14:31.904
3		1:33.124	22.916	41.457	28.751	239.4	10:16:05.028
4		1:32.898	22.975	41.131	28.792	238.4	10:17:37.926
5		1:32.612	22.827	41.264	28.521	238.9	10:19:10.538
6		1:32.378	22.921	40.844	28.613	239.4	10:20:42.916
7		1:41.697 P	22.768	43.014	35.915	239.4	10:22:24.613
8		8:37.421	7:15.267	48.887	33.267	177.6	10:31:02.034
9		1:40.024	24.941	42.596	32.487	235.8	10:32:42.058
10		1:35.870	22.853	41.174	31.843	240.5	10:34:17.928
11		1:32.070	22.650	40.956	28.464	240.5	10:35:49.998
12		1:32.136	22.681	40.875	28.580	241.0	10:37:22.134
13		1:32.786	22.744	41.003	29.039	240.0	10:38:54.920
14		1:59.368 P	25.218	42.106	52.044	227.8	10:40:54.288





Red Bull Ring
Porsche Carrera Cup France
Qualifying
Lap Analysis



77

Jérémy Sarhy

Porsche 911 GT3 Cup **89**

Bashar Mardini

Porsche 911 GT3 Cup

Pro

Racing Technology

Pro-Am

Tsunami RT

Lap D	Time	Sector 1	Sector 2	Sector 3	T. Spd	Elapsed	Lap D	Time	Sector 1	Sector 2	Sector 3	T. Spd	Elapsed
1	10:12:27.680	10:10:57.850	52.409	37.421	138.9	10:12:27.680	1	10:12:31.950	10:11:02.526	50.961	38.463	179.1	10:12:31.950
2	1:43.900	27.920	45.757	30.223	162.8	10:14:11.580	2	1:40.767	25.911	44.826	30.030	198.5	10:14:12.717
3	1:34.136	23.037	42.031	29.068	230.2	10:15:45.716	3	1:33.585	22.997	41.586	29.002	237.8	10:15:46.302
4	1:32.494	22.769	40.932	28.793	240.0	10:17:18.210	4	1:32.568	22.806	40.985	28.777	238.9	10:17:18.870
5	1:31.819	22.554	40.800	28.465	240.0	10:18:50.029	5	1:31.849	22.757	40.649	28.443	237.8	10:18:50.719
6	1:31.491	22.649	40.512	28.330	240.5	10:20:21.520	6	1:31.974	22.706	40.615	28.653	238.9	10:20:22.693
7	1:31.222	22.560	40.398	28.264	240.5	10:21:52.742	7	1:32.307	22.808	40.787	28.712	238.4	10:21:55.000
8	1:31.480	22.517	40.517	28.446	240.5	10:23:24.222	8	2:18.644 P	22.873	41.035	1:14.736	237.3	10:24:13.644
9	1:42.356 P	22.486	40.332	39.538	240.5	10:25:06.578	9	4:48.353	3:30.572	46.836	30.945	188.4	10:29:01.997
10	3:18.231 P	1:48.115	47.433	42.683	173.9	10:28:24.809	10	1:37.753	23.601	42.945	31.207	231.2	10:30:39.750
11	2:52.029	1:31.039	48.096	32.894	174.4	10:31:16.838	11	1:36.588	23.046	43.347	30.195	224.5	10:32:16.338
12	1:36.150	24.077	42.741	29.332	210.5	10:32:52.988	12	1:32.952	23.129	41.177	28.646	236.3	10:33:49.290
13	1:34.613	22.517	41.060	31.036	240.5	10:34:27.601	13	1:32.692	22.679	40.567	29.446	238.4	10:35:21.982
14	1:31.215	22.534	40.394	28.287	241.0	10:35:58.816	14	1:32.103	22.793	40.602	28.708	237.8	10:36:54.085
15	1:31.368	22.381	40.673	28.314	241.6	10:37:30.184	15	1:31.629	22.699	40.470	28.460	238.9	10:38:25.714
16	1:30.965	22.506	40.237	28.222	240.5	10:39:01.149	16	1:42.994 P	22.646	40.863	39.485	237.8	10:40:08.708
17	1:31.354	22.442	40.420	28.492	240.5	10:40:32.503							
18	2:14.991 P	26.715	56.245	52.031	142.2	10:42:47.494							

78

Dominique Bastien

Porsche 911 GT3 Cup

Zakhar Slutskii

Porsche 911 GT3 Cup

Am

Speedlover

96

Zakhar Slutskii

Porsche 911 GT3 Cup

Pro

Target Compétition

Lap D	Time	Sector 1	Sector 2	Sector 3	T. Spd	Elapsed	Lap D	Time	Sector 1	Sector 2	Sector 3	T. Spd	Elapsed
1	10:13:05.123	10:11:35.075	54.390	35.658	137.0	10:13:05.123	1	10:12:40.047 P	10:10:50.036	59.828	50.183	141.1	10:12:40.047
2	1:45.855	27.042	46.960	31.853	197.0	10:14:50.978	2	5:25.056	4:11.736	43.950	29.370	172.8	10:18:05.103
3	1:37.701	23.534	43.820	30.347	230.2	10:16:28.679	3	1:40.929	23.032	45.994	31.903	233.2	10:19:46.032
4	1:43.537	26.870	46.312	30.355	163.1	10:18:12.216	4	1:32.764	22.799	41.213	28.752	237.8	10:21:18.796
5	1:35.923	23.198	42.699	30.026	236.3	10:19:48.139	5	1:35.529	22.643	41.108	31.778	237.8	10:22:54.325
6	1:36.906	23.530	42.912	30.464	234.2	10:21:25.045	6	1:31.586	22.563	40.358	28.665	237.8	10:24:25.911
7	1:41.094	26.853	43.953	30.288	204.5	10:23:06.139	7	1:37.034 P	22.599	40.499	33.936	238.4	10:26:02.945
8	1:35.545	23.284	42.093	30.168	234.7	10:24:41.684	8	4:51.129	3:34.539	45.525	31.065	204.9	10:30:54.074
9	2:00.123 P	25.631	48.354	46.138	182.1	10:26:41.807	9	1:41.818	24.266	45.794	31.758	198.5	10:32:35.892
10	5:41.500	3:07.203	2:01.284	33.013	135.1	10:32:23.307	10	4:32.200	22.597	40.883	28.720	238.9	10:34:08.092
11	1:40.028	24.542	44.964	30.522	223.6	10:34:03.335	11	4:34.634	22.570	40.433	28.628	240.0	10:35:39.723
12	1:37.869	23.314	42.380	32.175	235.2	10:35:41.204	12	1:31.362	22.447	40.365	28.550	240.0	10:37:11.085
13	1:36.867	23.474	43.189	30.204	228.3	10:37:18.071	13	4:34.364	22.404	40.533	28.427	240.0	10:38:42.449
14	1:36.506	23.533	42.909	30.064	225.0	10:38:54.577	14	4:34.658	22.560	40.512	28.586	239.4	10:40:14.107
15	1:51.629 P	23.423	43.102	45.104	234.7	10:40:46.206	15	2:08.331 P	28.390	51.869	48.072	146.9	10:42:22.438

97

Artem Slutskii

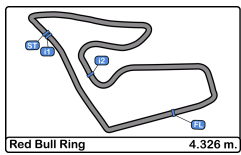
Porsche 911 GT3 Cup

Pro

Target Compétition

Lap D	Time	Sector 1	Sector 2	Sector 3	T. Spd	Elapsed
1	10:12:43.067 P	10:10:55.284	59.991	47.792	104.5	10:12:43.067
2	5:16.928	4:05.107	42.749	29.072	221.3	10:17:59.995
3	1:32.016	22.667	40.793	28.556	237.3	10:19:32.011
4	1:31.924	22.622	40.829	28.473	238.4	10:21:03.935
5	1:31.580	22.439	40.572	28.569	239.4	10:22:35.515
6	1:31.645	22.673	40.478	28.494	239.4	10:24:07.160
7	1:46.503 P	23.351	41.940	41.212	213.0	10:25:53.663
8	4:56.463	3:39.234	44.462	32.767	208.8	10:30:50.126
9	1:45.387	24.302	46.147	34.938	187.5	10:32:35.513
10	1:34.761	23.984	41.429	29.348	216.0	10:34:10.274
11	1:31.708	22.413	41.037	28.258	240.0	10:35:41.982
12	1:31.310	22.503	40.599	28.208	240.0	10:37:13.292
13	1:31.144	22.451	40.412	28.281	240.0	10:38:44.436
14	1:31.255	22.377	40.444	28.434	240.5	10:40:15.691
15	2:17.189 P	30.144	57.064	49.981	120.9	10:42:32.880





Red Bull Ring
Porsche Carrera Cup France
Qualifying
Lap Analysis



98

Dorian Boccolacci

Porsche 911 GT3 Cup **921**

Fernando Monje

Porsche 911 GT3 Cup

Pro

Forestier Racing CLRT

Pro

Martinet by Alméras

Lap	D	Time	Sector 1	Sector 2	Sector 3	T. Spd	Elapsed	Lap	D	Time	Sector 1	Sector 2	Sector 3	T. Spd	Elapsed
1		10:12:19.581	10:10:47.552	56.067	35.962	160.0	10:12:19.581	1		10:13:32.754	10:12:12.285	48.339	32.130	186.8	10:13:32.754
2		1:34.630	23.403	41.937	29.290	232.7	10:13:54.211	2		1:37.438	23.991	43.166	30.281	222.2	10:15:10.192
3		1:31.651	22.634	40.559	28.458	239.4	10:15:25.862	3		1:35.801	23.110	42.897	29.794	236.8	10:16:45.993
4		1:30.955	22.472	40.342	28.141	238.9	10:16:56.817	4		1:33.245	22.883	41.389	28.973	237.3	10:18:19.238
5		1:30.565	22.434	40.024	28.107	238.9	10:18:27.382	5		1:35.930	22.816	43.000	30.114	236.8	10:19:55.168
6		1:31.179	22.483	40.328	28.368	239.4	10:19:58.561	6		1:32.878	22.941	41.026	28.911	238.4	10:21:28.046
7		1:38.128 P	22.456	40.211	35.461	241.0	10:21:36.689	7		1:32.572	22.670	41.104	28.798	237.8	10:23:00.618
8		9:16.984	7:59.953	45.876	31.155	203.7	10:30:53.673	8		1:43.306 P	22.717	42.256	38.333	238.9	10:24:43.924
9		1:40.717	23.924	45.730	31.063	220.8	10:32:34.390	9		5:51.456	4:33.260	46.920	31.276	184.9	10:30:35.380
10		1:32.394	22.571	41.254	28.569	241.0	10:34:06.784	10		1:43.214	24.461	48.232	30.521	150.2	10:32:18.594
11		1:31.035	22.343	40.140	28.552	241.0	10:35:37.819	11		1:42.581	23.062	49.833	29.686	233.7	10:34:01.175
12		1:30.422	22.388	40.042	27.992	241.0	10:37:08.241	12		1:32.895	22.591	40.877	29.427	238.4	10:35:34.070
13		1:30.524	22.270	39.991	28.263	240.5	10:38:38.765	13		1:31.825	22.597	40.713	28.515	240.5	10:37:05.895
14		1:31.047	22.408	40.147	28.492	242.1	10:40:09.812	14		1:31.958	22.619	40.751	28.588	238.9	10:38:37.853
15		2:01.987 P	28.211	49.636	44.140	165.1	10:42:11.799	15		1:54.380 P	22.766	49.102	42.512	239.4	10:40:32.233

99

Benjamin Paque

Porsche 911 GT3 Cup

Pro

Forestier Racing CLRT

Lap	D	Time	Sector 1	Sector 2	Sector 3	T. Spd	Elapsed
1		10:12:19.097	10:10:49.299	54.756	35.042	152.9	10:12:19.097
2		1:39.966	23.503	43.950	32.513	234.7	10:13:59.063
3		1:31.961	22.611	40.804	28.546	238.9	10:15:31.024
4		1:31.103	22.434	40.372	28.297	240.0	10:17:02.127
5		1:31.024	22.396	40.381	28.247	238.9	10:18:33.151
6		1:30.887	22.429	40.289	28.169	240.0	10:20:04.038
7		1:31.027	22.411	40.228	28.388	240.0	10:21:35.065
8		1:44.464 P	22.380	41.481	40.603	239.4	10:23:19.529
9		7:30.031	6:11.744	44.997	33.290	207.6	10:30:49.560
10		1:44.052	24.461	45.859	33.732	181.2	10:32:33.612
11		1:39.288	22.596	40.579	36.113	239.4	10:34:12.900
12		1:30.900	22.376	40.263	28.261	240.0	10:35:43.800
13		1:31.778	22.304	40.450	29.024	241.6	10:37:15.578
14		1:30.511	22.335	40.062	28.114	240.5	10:38:46.089
15		1:30.549	22.228	40.088	28.233	241.6	10:40:16.638
16		2:20.602 P	31.672	59.046	49.884	111.4	10:42:37.240

911

Christophe Lapierre

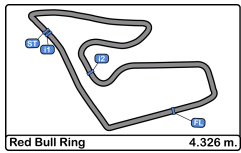
Porsche 911 GT3 Cup

Pro-Am

Martinet by Alméras

Lap	D	Time	Sector 1	Sector 2	Sector 3	T. Spd	Elapsed
1		10:14:49.039	10:13:29.621	48.386	31.032	159.0	10:14:49.039
2		1:38.183	24.626	43.446	30.111	219.0	10:16:27.222
3		1:34.237	23.112	41.470	29.655	236.8	10:18:01.459
4		1:33.490	23.013	41.323	29.154	237.3	10:19:34.949
5		1:32.904	22.790	41.095	29.019	237.8	10:21:07.853
6		1:35.269	22.805	42.496	29.968	227.3	10:22:43.122
7		1:32.987	22.937	41.125	28.925	237.3	10:24:16.109
8		1:43.401 P	22.774	43.548	37.079	237.8	10:25:59.510
9		4:36.511	3:18.969	46.241	31.301	180.6	10:30:36.021
10		1:43.445	24.396	48.135	30.914	145.3	10:32:19.466
11		1:35.029	22.943	42.627	29.459	228.3	10:33:54.495
12		1:32.448	22.767	40.779	28.902	238.9	10:35:26.943
13		1:32.449	22.566	41.092	28.791	238.9	10:36:59.392
14		1:32.753	22.688	41.078	28.987	238.9	10:38:32.145
15		1:32.795	22.843	41.032	28.920	237.3	10:40:04.940
16		2:03.963 P	29.076	49.928	44.959	148.5	10:42:08.903



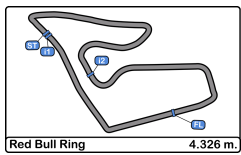


Red Bull Ring
Porsche Carrera Cup France
Qualifying
Best Sectors Results



Sector - 1			Sector - 2			Sector - 3			Ideal Lap vs Best Lap						
Clas	Nº	Driver	Time	Nº	Driver	Time	Nº	Driver	Time	Clas	Nº	Driver	Ideal Lap	Best Lap	Clas
1	99	Benjamin Paque	22.228	98	Dorian Boccolacci	39.991	98	Dorian Boccolacci	27.992	1	98	Dorian Boccolacci	1:30.253	1:30.422	1
2	98	Dorian Boccolacci	22.270	99	Benjamin Paque	40.062	1	Marvin Klein	28.013	2	99	Benjamin Paque	1:30.404	1:30.511	2
3	1	Marvin Klein	22.311	76	Louis Perrot	40.192	99	Benjamin Paque	28.114	3	1	Marvin Klein	1:30.555	1:30.615	3
4	5	Mathys Jaubert	22.353	1	Marvin Klein	40.231	5	Mathys Jaubert	28.128	4	76	Louis Perrot	1:30.781	1:30.872	4
5	76	Louis Perrot	22.362	77	Jérémy Sarhy	40.237	22	Alessandro Ghiretti	28.133	5	22	Alessandro Ghiretti	1:30.804	1:30.950	6
6	97	Artem Slutskii	22.377	22	Alessandro Ghiretti	40.237	97	Artem Slutskii	28.208	6	5	Mathys Jaubert	1:30.827	1:30.921	5
7	77	Jérémy Sarhy	22.381	29	Louis Rousset	40.308	77	Jérémy Sarhy	28.222	7	77	Jérémy Sarhy	1:30.840	1:30.965	7
8	7	Jérôme Boullery	22.397	5	Mathys Jaubert	40.346	76	Louis Perrot	28.227	8	97	Artem Slutskii	1:30.997	1:31.144	8
9	96	Zakhar Slutskii	22.404	96	Zakhar Slutskii	40.358	74	Victor Blugeon	28.273	9	29	Louis Rousset	1:31.154	1:31.344	9
10	22	Alessandro Ghiretti	22.434	97	Artem Slutskii	40.412	29	Louis Rousset	28.315	10	96	Zakhar Slutskii	1:31.189	1:31.362	10
11	38	Sébastien Dussollet	22.480	89	Bashar Mardini	40.470	7	Jérôme Boullery	28.326	11	7	Jérôme Boullery	1:31.203	1:31.523	12
12	2	Marc Guillot	22.506	7	Jérôme Boullery	40.480	2	Marc Guillot	28.392	12	74	Victor Blugeon	1:31.393	1:31.583	13
13	29	Louis Rousset	22.531	27	Marlon Hernandez	40.499	96	Zakhar Slutskii	28.427	13	27	Marlon Hernandez	1:31.500	1:31.506	11
14	74	Victor Blugeon	22.548	53	Arthur Mathieu	40.521	89	Bashar Mardini	28.443	14	89	Bashar Mardini	1:31.559	1:31.629	14
15	27	Marlon Hernandez	22.557	74	Victor Blugeon	40.572	27	Marlon Hernandez	28.444	15	2	Marc Guillot	1:31.588	1:31.691	15
16	53	Arthur Mathieu	22.557	38	Sébastien Dussollet	40.645	73	Sébastien Poisson	28.464	16	53	Arthur Mathieu	1:31.590	1:31.798	16
17	91	Christophe Lapierre	22.566	2	Marc Guillot	40.690	59	Maxence Maurice	28.484	17	38	Sébastien Dussollet	1:31.683	1:31.880	18
18	92	Fernando Monje	22.591	56	Frédéric Ancel	40.705	53	Arthur Mathieu	28.512	18	921	Fernando Monje	1:31.819	1:31.825	17
19	12	Ludovic Loeul	22.615	921	Fernando Monje	40.713	921	Fernando Monje	28.515	19	59	Maxence Maurice	1:31.943	1:32.030	19
20	89	Bashar Mardini	22.646	911	Christophe Lapierre	40.779	38	Sébastien Dussollet	28.558	20	73	Sébastien Poisson	1:31.958	1:32.070	20
21	73	Sébastien Poisson	22.650	59	Maxence Maurice	40.796	56	Frédéric Ancel	28.761	21	911	Christophe Lapierre	1:32.136	1:32.448	23
22	59	Maxence Maurice	22.663	12	Ludovic Loeul	40.827	911	Christophe Lapierre	28.791	22	56	Frédéric Ancel	1:32.145	1:32.390	22
23	56	Frédéric Ancel	22.679	73	Sébastien Poisson	40.844	12	Ludovic Loeul	28.808	23	12	Ludovic Loeul	1:32.250	1:32.291	21
24	66	Gilles Colombani	22.682	49	Karim Ajlani	41.128	49	Karim Ajlani	28.951	24	49	Karim Ajlani	1:32.790	1:32.960	24
25	49	Karim Ajlani	22.711	24	Alexandre Leroy	41.217	66	Gilles Colombani	28.993	25	66	Gilles Colombani	1:33.311	1:33.661	25
26	8	Christian Jaquillard	22.854	8	Christian Jaquillard	41.604	24	Alexandre Leroy	29.253	26	24	Alexandre Leroy	1:33.494	1:33.664	26
27	24	Alexandre Leroy	23.024	66	Gilles Colombani	41.636	8	Christian Jaquillard	29.311	27	8	Christian Jaquillard	1:33.769	1:33.787	27
28	78	Dominique Bastien	23.198	78	Dominique Bastien	42.093	78	Dominique Bastien	30.026	28	78	Dominique Bastien	1:35.317	1:35.545	28



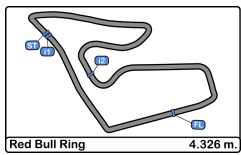


Red Bull Ring
Porsche Carrera Cup France
Qualifying
Best 5 Lap Times



Cls	N°	Driver	Nat	Cat	Cls	Team	Nat	Vehicle	Best 1		Best 2		Best 3		Best 4		Best 5	
									Time	Lap	Time	Lap	Time	Lap	Time	Lap	Time	Lap
1	98	Dorian Bocolacci	FRA	Pro	1	Forestier Racing CLRT	FRA	Porsche 911 GT3 Cup	1:30.422	12	1:30.524	13	1:30.565	5	1:30.955	4	1:31.035	11
2	99	Benjamin Paque	BEL	Pro	2	Forestier Racing CLRT	FRA	Porsche 911 GT3 Cup	1:30.511	14	1:30.549	15	1:30.887	6	1:30.900	12	1:31.024	5
3	1	Marvin Klein	FRA	Pro	3	TFT Racing	FRA	Porsche 911 GT3 Cup	1:30.615	11	1:30.851	14	1:31.220	5	1:31.253	6	1:31.963	3
4	76	Louis Perrot	FRA	Pro	4	IMSA LS Group Performance	FRA	Porsche 911 GT3 Cup	1:30.872	14	1:30.961	16	1:31.229	6	1:31.390	8	1:31.466	7
5	5	Mathys Jaubert	FRA	Pro	5	TFT Racing	FRA	Porsche 911 GT3 Cup	1:30.921	5	1:31.051	13	1:31.083	14	1:31.448	6	1:31.452	4
6	22	Alessandro Ghiretti	FRA	Pro	6	Martinet by Alméras	FRA	Porsche 911 GT3 Cup	1:30.950	11	1:31.043	10	1:31.136	13	1:31.165	12	1:31.195	5
7	77	Jérémy Sarhy	FRA	Pro	7	Racing Technology	FRA	Porsche 911 GT3 Cup	1:30.965	16	1:31.215	14	1:31.222	7	1:31.354	17	1:31.368	15
8	97	Artem Slutskii	ISR	Pro	8	Target Compétition	ITA	Porsche 911 GT3 Cup	1:31.144	13	1:31.255	14	1:31.310	12	1:31.580	5	1:31.645	6
9	29	Louis Rousset	FRA	Pro	9	Forestier Racing CLRT	FRA	Porsche 911 GT3 Cup	1:31.344	13	1:31.351	11	1:31.503	12	1:31.520	6	1:32.030	14
10	96	Zakhar Slutskii	ISR	Pro	10	Target Compétition	ITA	Porsche 911 GT3 Cup	1:31.362	12	1:31.586	6	1:32.764	4	1:35.529	5	1:37.034	7
11	27	Marlon Hernandez	FRA	Pro	11	ABM	FRA	Porsche 911 GT3 Cup	1:31.506	12	1:31.610	11	1:31.827	9	1:32.030	5	1:32.227	4
12	7	Jérôme Boullery	FRA	Pro-Am	1	Racing Technology	FRA	Porsche 911 GT3 Cup	1:31.523	15	1:31.865	8	1:31.914	14	1:31.968	7	1:32.020	13
13	74	Victor Blugeon	FRA	Pro	12	ABM	FRA	Porsche 911 GT3 Cup	1:31.583	11	1:31.715	4	1:31.727	13	1:31.791	5	1:31.815	12
14	89	Bashar Mardini	CAN	Pro-Am	2	Tsunami RT	ITA	Porsche 911 GT3 Cup	1:31.629	15	1:31.849	5	1:31.974	6	1:32.103	14	1:32.307	7
15	2	Marc Guillot	FRA	Pro-Am	3	HERRERO Racing	FRA	Porsche 911 GT3 Cup	1:31.691	14	1:31.793	15	1:31.847	16	1:32.155	17	1:32.393	7
16	53	Arthur Mathieu	FRA	Pro	13	Martinet by Alméras	FRA	Porsche 911 GT3 Cup	1:31.798	12	1:31.996	14	1:32.202	6	1:32.589	7	1:32.617	15
17	921	Fernando Monje	ESP	Pro	14	Martinet by Alméras	FRA	Porsche 911 GT3 Cup	1:31.825	13	1:31.958	14	1:32.572	7	1:32.878	6	1:32.895	12
18	38	Sébastien Dussollet	FRA	Pro-Am	4	ABM	FRA	Porsche 911 GT3 Cup	1:31.880	13	1:32.192	12	1:32.270	6	1:32.436	5	1:32.551	10
19	59	Maxence Maurice	FRA	Pro-Am	5	IMSA LS Group Performance	FRA	Porsche 911 GT3 Cup	1:32.030	14	1:32.123	12	1:32.226	13	1:32.640	11	1:32.776	5
20	73	Sébastien Poisson	FRA	Am	1	ABM	FRA	Porsche 911 GT3 Cup	1:32.070	11	1:32.136	12	1:32.378	6	1:32.612	5	1:32.898	4
21	12	Ludovic Loeul	FRA	Am	2	Porsche Lorient Racing	FRA	Porsche 911 GT3 Cup	1:32.291	14	1:32.565	13	1:32.704	7	1:32.731	15	1:32.731	16
22	56	Frédéric Ancel	FRA	Pro-Am	6	Porsche Lorient Racing	FRA	Porsche 911 GT3 Cup	1:32.390	15	1:32.785	16	1:33.358	7	1:33.435	5	1:33.529	9
23	911	Christophe Lapierre	FRA	Pro-Am	7	Martinet by Alméras	FRA	Porsche 911 GT3 Cup	1:32.448	12	1:32.449	13	1:32.753	14	1:32.795	15	1:32.904	5
24	49	Karim Ajlani	CHE	Am	3	ABM	FRA	Porsche 911 GT3 Cup	1:32.960	17	1:33.380	9	1:33.414	6	1:33.490	15	1:33.515	16
25	66	Gilles Colombani	FRA	Am	4	Team Clairet Sport	FRA	Porsche 911 GT3 Cup	1:33.661	14	1:33.717	6	1:33.741	7	1:34.136	13	1:34.141	5
26	24	Alexandre Leroy	BEL	Am	5	TFT Racing	FRA	Porsche 911 GT3 Cup	1:33.664	14	1:34.049	5	1:34.129	15	1:34.213	12	1:34.278	7
27	8	Christian Jaquillard	CHE	Am	6	Racing Technology	FRA	Porsche 911 GT3 Cup	1:33.787	8	1:34.391	12	1:34.417	11	1:34.445	9	1:34.691	6
28	78	Dominique Bastien	USA	Am	7	Speedlover	BEL	Porsche 911 GT3 Cup	1:35.545	8	1:36.506	14	1:36.867	13	1:37.701	3	1:37.869	12





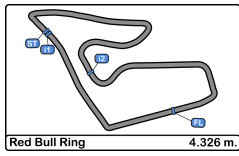
Red Bull Ring
Porsche Carrera Cup France
Qualifying
Best 5 Top Speeds



Top 1 Top 2 Top 3 Top 4 Top 5

Clas	N°	Driver	Nat	Cat	Cls	Team	Nat	Vehicle	Top 1		Top 2		Top 3		Top 4		Top 5		Avg
									Km/h	Lap	Km/h	Lap	Km/h	Lap	Km/h	Lap	Km/h	Lap	
1	27	Marlon Hernandez	FRA	Pro	1	ABM	FRA	Porsche 911 GT3 Cup	242.1	6	240.5	4	240.0	5	239.4	3	238.9	11	240.2
2	98	Dorian Boccolacci	FRA	Pro	2	Forestier Racing CLRT	FRA	Porsche 911 GT3 Cup	242.1	14	241.0	7	241.0	10	241.0	11	241.0	12	241.2
3	76	Louis Perrot	FRA	Pro	3	IMSA LS Group Performance	FRA	Porsche 911 GT3 Cup	241.6	5	241.0	14	241.0	15	240.5	4	240.5	6	240.9
4	77	Jérémy Sarhy	FRA	Pro	4	Racing Technology	FRA	Porsche 911 GT3 Cup	241.6	15	241.0	14	240.5	6	240.5	7	240.5	8	240.8
5	99	Benjamin Paque	BEL	Pro	5	Forestier Racing CLRT	FRA	Porsche 911 GT3 Cup	241.6	13	241.6	15	240.5	14	240.0	4	240.0	6	240.7
6	1	Marvin Klein	FRA	Pro	6	TFT Racing	FRA	Porsche 911 GT3 Cup	241.0	12	240.5	11	240.5	14	238.9	10	237.8	13	239.7
7	53	Arthur Mathieu	FRA	Pro	7	Martinet by Alméras	FRA	Porsche 911 GT3 Cup	241.0	5	240.0	13	238.9	6	238.9	11	238.9	12	239.5
8	73	Sébastien Poisson	FRA	Am	1	ABM	FRA	Porsche 911 GT3 Cup	241.0	12	240.5	10	240.5	11	240.0	13	239.4	3	240.3
9	7	Jérôme Boullery	FRA	Pro-Am	1	Racing Technology	FRA	Porsche 911 GT3 Cup	240.5	15	240.5	17	240.0	13	240.0	14	240.0	16	240.2
10	29	Louis Rousset	FRA	Pro	8	Forestier Racing CLRT	FRA	Porsche 911 GT3 Cup	240.5	6	240.5	12	240.0	7	239.4	5	239.4	11	240.0
11	38	Sébastien Dussolliet	FRA	Pro-Am	2	ABM	FRA	Porsche 911 GT3 Cup	240.5	6	240.5	14	240.0	11	239.4	12	239.4	13	240.0
12	97	Artem Slutsii	ISR	Pro	9	Target Compétition	ITA	Porsche 911 GT3 Cup	240.5	14	240.0	11	240.0	12	240.0	13	239.4	5	240.0
13	921	Fernando Monje	ESP	Pro	10	Martinet by Alméras	FRA	Porsche 911 GT3 Cup	240.5	13	239.4	15	238.9	8	238.9	14	238.4	6	239.2
14	5	Mathys Jaubert	FRA	Pro	11	TFT Racing	FRA	Porsche 911 GT3 Cup	240.0	11	240.0	12	239.4	5	239.4	6	238.9	4	239.5
15	8	Christian Jaquillard	CHE	Am	2	Racing Technology	FRA	Porsche 911 GT3 Cup	240.0	8	239.4	12	238.9	9	238.4	5	238.4	11	239.0
16	22	Alessandro Ghiretti	FRA	Pro	12	Martinet by Alméras	FRA	Porsche 911 GT3 Cup	240.0	4	240.0	5	240.0	14	239.4	6	239.4	13	239.7
17	96	Zakhar Slutsii	ISR	Pro	13	Target Compétition	ITA	Porsche 911 GT3 Cup	240.0	11	240.0	12	240.0	13	239.4	14	238.9	10	239.6
18	2	Marc Guillot	FRA	Pro-Am	3	HERRERO Racing	FRA	Porsche 911 GT3 Cup	239.4	3	239.4	14	239.4	15	239.4	17	238.9	13	239.3
19	12	Ludovic Loeul	FRA	Am	3	Porsche Lorient Racing	FRA	Porsche 911 GT3 Cup	239.4	4	239.4	13	239.4	14	239.4	15	238.9	12	239.3
20	74	Victor Blugeon	FRA	Pro	14	ABM	FRA	Porsche 911 GT3 Cup	238.9	11	238.4	10	238.4	14	237.8	4	237.8	5	238.3
21	89	Bashar Mardini	CAN	Pro-Am	4	Tsunami RT	ITA	Porsche 911 GT3 Cup	238.9	4	238.9	6	238.9	15	238.4	7	238.4	13	238.7
22	911	Christophe Lapierre	FRA	Pro-Am	5	Martinet by Alméras	FRA	Porsche 911 GT3 Cup	238.9	12	238.9	13	238.9	14	237.8	5	237.8	8	238.5
23	49	Karim Ajlani	CHE	Am	4	ABM	FRA	Porsche 911 GT3 Cup	238.4	15	237.8	17	237.3	4	237.3	9	237.3	16	237.6
24	59	Maxence Maurice	FRA	Pro-Am	6	IMSA LS Group Performance	FRA	Porsche 911 GT3 Cup	238.4	11	237.8	6	237.8	12	237.8	13	237.3	5	237.8
25	66	Gilles Colombani	FRA	Am	5	Team Claret Sport	FRA	Porsche 911 GT3 Cup	238.4	15	237.3	7	237.3	8	237.3	13	236.8	4	237.4
26	24	Alexandre Leroy	BEL	Am	6	TFT Racing	FRA	Porsche 911 GT3 Cup	237.8	12	237.8	14	237.3	15	236.8	5	236.8	13	237.3
27	56	Frédéric Ancel	FRA	Pro-Am	7	Porsche Lorient Racing	FRA	Porsche 911 GT3 Cup	237.8	5	237.8	15	237.3	9	236.8	13	236.8	16	237.3
28	78	Dominique Bastien	LBA	Am	7	Speedlover	BEL	Porsche 911 GT3 Cup	236.3	5	235.2	12	234.7	8	234.7	15	234.2	6	235.0



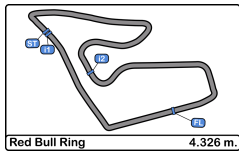


Red Bull Ring
Porsche Carrera Cup France
Qualifying
Fastest Laps Sequence



Lap	Time of Day	Session Time	N° Driver	Nat	Cat	Team	Nat	Vehicle	Time	Km/h
2	10:13:52.557	3:52.557	5 Mathys Jaubert		Pro	TFT Racing		Porsche 911 GT3	1:44.611	148.8
2	10:13:54.211	3:54.211	98 Dorian Bocolacci		Pro	Forestier Racing CLRT		Porsche 911 GT3	1:34.630	164.5
3	10:15:25.862	5:25.862	98 Dorian Bocolacci		Pro	Forestier Racing CLRT		Porsche 911 GT3	1:31.651	169.9
4	10:16:56.817	6:56.817	98 Dorian Bocolacci		Pro	Forestier Racing CLRT		Porsche 911 GT3	1:30.955	171.2
5	10:18:27.382	8:27.382	98 Dorian Bocolacci		Pro	Forestier Racing CLRT		Porsche 911 GT3	1:30.565	171.9
12	10:37:08.241	27:08.241	98 Dorian Bocolacci		Pro	Forestier Racing CLRT		Porsche 911 GT3	1:30.422	172.2





Red Bull Ring
Porsche Carrera Cup France
Qualifying
Event Best Maximum Speed



N°	Driver	Nat	Cat	Clas	Team	Nat	Vehicle	Km/h	Session
24	Alexandre Leroy		BEL	Am 1	TFT Racing		Porsche 911 GT3	246.0	Private test
77	Jérémy Sarhy		FRA	Pro 1	Racing Technology		Porsche 911 GT3	242.1	Private test
1	Marvin Klein		FRA	Pro 2	TFT Racing		Porsche 911 GT3	242.1	Private test
99	Benjamin Paque		BEL	Pro 3	Forestier Racing CLRT		Porsche 911 GT3	242.1	Private test
27	Marlon Hernandez		FRA	Pro 4	ABM		Porsche 911 GT3	242.1	Qualifying
98	Dorian Boccolacci		FRA	Pro 5	Forestier Racing CLRT		Porsche 911 GT3	242.1	Qualifying
59	Maxence Maurice		FRA	Pro-1	IMSA LS Group Performance		Porsche 911 GT3	241.6	Private test
76	Louis Perrot		FRA	Pro 6	IMSA LS Group Performance		Porsche 911 GT3	241.6	Private test
73	Sébastien Poisson		FRA	Am 2	ABM		Porsche 911 GT3	241.6	Free Practice - 1
97	Artem Slutskii		ISR	Pro 7	Target Compétition		Porsche 911 GT3	241.6	Free Practice - 1
7	Jérôme Boullery		FRA	Pro-1	Racing Technology		Porsche 911 GT3	241.0	Private test
22	Alessandro Ghiretti		FRA	Pro 8	Martinet by Alméras		Porsche 911 GT3	241.0	Free Practice - 1
53	Arthur Mathieu		FRA	Pro 9	Martinet by Alméras		Porsche 911 GT3	241.0	Qualifying
921	Fernando Monje		ESP	Pro 10	Martinet by Alméras		Porsche 911 GT3	240.5	Private test
96	Zakhar Slutskii		ISR	Pro 11	Target Compétition		Porsche 911 GT3	240.5	Private test
2	Marc Guillot		FRA	Pro-1	HERRERO Racing		Porsche 911 GT3	240.5	Private test
12	Ludovic Loeul		FRA	Am 3	Porsche Lorient Racing		Porsche 911 GT3	240.5	Private test
5	Mathys Jaubert		FRA	Pro 12	TFT Racing		Porsche 911 GT3	240.5	Private test
38	Sébastien Dussolliet		FRA	Pro-1	ABM		Porsche 911 GT3	240.5	Qualifying
29	Louis Rousset		FRA	Pro 13	Forestier Racing CLRT		Porsche 911 GT3	240.5	Qualifying
66	Gilles Colombani		FRA	Am 4	Team Clairet Sport		Porsche 911 GT3	240.0	Private test
8	Christian Jaquillard		CHE	Am 5	Racing Technology		Porsche 911 GT3	240.0	Qualifying
56	Frédéric Ancel		FRA	Pro-1	Porsche Lorient Racing		Porsche 911 GT3	239.4	Private test
89	Bashar Mardini		CAN	Pro-1	Tsunami RT		Porsche 911 GT3	239.4	Private test
74	Victor Blugeon		FRA	Pro 14	ABM		Porsche 911 GT3	238.9	Private test
49	Karim Ajlani		CHE	Am 6	ABM		Porsche 911 GT3	238.9	Private test
911	Christophe Lapierre		FRA	Pro-1	Martinet by Alméras		Porsche 911 GT3	238.9	Qualifying
78	Dominique Bastien		USA	Am 7	Speedlover		Porsche 911 GT3	238.4	Private test





Red Bull Ring
Porsche Carrera Cup France
Qualifying
Pit Stop Analysis



2 Marc Guillot Porsche 911 GT3 Cup
 Pro-Am HERRERO Racing

N°	In Day Time	In Time	Out Time	Pit Time	T. Pit Time	Handicap	Diff.
1	10:23:33.704	10:23:33.704	10:27:05.495	3:31.791	3:31.791		

5 Mathys Jaubert Porsche 911 GT3 Cup
 Pro TFT Racing

N°	In Day Time	In Time	Out Time	Pit Time	T. Pit Time	Handicap	Diff.
1	10:21:39.557	10:21:39.557	10:29:19.486	7:39.929	7:39.929		

7 Jérôme Boullery Porsche 911 GT3 Cup
 Pro-Am Racing Technology

N°	In Day Time	In Time	Out Time	Pit Time	T. Pit Time	Handicap	Diff.
1	10:25:13.746	10:25:13.746	10:26:43.418	1:29.672	1:29.672		

8 Christian Jaquillard Porsche 911 GT3 Cup
 Am Racing Technology

N°	In Day Time	In Time	Out Time	Pit Time	T. Pit Time	Handicap	Diff.
1	10:32:39.355	10:32:39.355	10:35:07.857	2:28.502	2:28.502		

12 Ludovic Loeul Porsche 911 GT3 Cup
 Am Porsche Lorient Racing

N°	In Day Time	In Time	Out Time	Pit Time	T. Pit Time	Handicap	Diff.
1	10:23:46.468	10:23:46.468	10:27:54.399	4:07.931	4:07.931		

22 Alessandro Ghiretti Porsche 911 GT3 Cup
 Pro Martinet by Alméras

N°	In Day Time	In Time	Out Time	Pit Time	T. Pit Time	Handicap	Diff.
1	10:24:45.399	10:24:45.399	10:29:49.876	5:04.477	5:04.477		

24 Alexandre Leroy Porsche 911 GT3 Cup
 Am TFT Racing

N°	In Day Time	In Time	Out Time	Pit Time	T. Pit Time	Handicap	Diff.
1	10:25:46.922	10:25:46.922	10:29:33.090	3:46.168	3:46.168		

27 Marlon Hernandez Porsche 911 GT3 Cup
 Pro ABM

N°	In Day Time	In Time	Out Time	Pit Time	T. Pit Time	Handicap	Diff.
1	10:20:17.547	10:20:17.547	10:28:11.947	7:54.400	7:54.400		

29 Louis Rousset Porsche 911 GT3 Cup
 Pro Forestier Racing CLRT

N°	In Day Time	In Time	Out Time	Pit Time	T. Pit Time	Handicap	Diff.
1	10:21:41.670	10:21:41.670	10:29:14.975	7:33.305	7:33.305		

38 Sébastien Dussolliet Porsche 911 GT3 Cup
 Pro-Am ABM

N°	In Day Time	In Time	Out Time	Pit Time	T. Pit Time	Handicap	Diff.
1	10:22:08.082	10:22:08.082	10:29:40.375	7:32.293	7:32.293		

49 Karim Ajlani Porsche 911 GT3 Cup
 Am ABM

N°	In Day Time	In Time	Out Time	Pit Time	T. Pit Time	Handicap	Diff.
1	10:27:11.798	10:27:11.798	10:29:55.700	2:43.902	2:43.902		

53 Arthur Mathieu Porsche 911 GT3 Cup
 Pro Martinet by Alméras

N°	In Day Time	In Time	Out Time	Pit Time	T. Pit Time	Handicap	Diff.
1	10:24:59.317	10:24:59.317	10:29:24.561	4:25.244	4:25.244		

56 Frédéric Ancel Porsche 911 GT3 Cup
 Pro-Am Porsche Lorient Racing

N°	In Day Time	In Time	Out Time	Pit Time	T. Pit Time	Handicap	Diff.
1	10:27:42.949	10:27:42.949	10:30:21.083	2:38.134	2:38.134		

59 Maxence Maurice Porsche 911 GT3 Cup
 Pro-Am IMSA LS Group Performance

N°	In Day Time	In Time	Out Time	Pit Time	T. Pit Time	Handicap	Diff.
1	10:22:34.666	10:22:34.666	10:26:48.318	4:13.652	4:13.652		

66 Gilles Colombani Porsche 911 GT3 Cup
 Am Team Clairet Sport

N°	In Day Time	In Time	Out Time	Pit Time	T. Pit Time	Handicap	Diff.
1	10:25:51.358	10:25:51.358	10:27:45.948	1:54.590	1:54.590		

73 Sébastien Poisson Porsche 911 GT3 Cup
 Am ABM

N°	In Day Time	In Time	Out Time	Pit Time	T. Pit Time	Handicap	Diff.
1	10:22:19.828	10:22:19.828	10:29:11.013	6:51.185	6:51.185		

74 Victor Blugeon Porsche 911 GT3 Cup
 Pro ABM

N°	In Day Time	In Time	Out Time	Pit Time	T. Pit Time	Handicap	Diff.
1	10:20:31.133	10:20:31.133	10:28:48.594	8:17.461	8:17.461		

76 Louis Perrot Porsche 911 GT3 Cup
 Pro IMSA LS Group Performance

N°	In Day Time	In Time	Out Time	Pit Time	T. Pit Time	Handicap	Diff.
1	10:24:46.181	10:24:46.181	10:29:18.572	4:32.391	4:32.391		

77 Jérémy Sarhy Porsche 911 GT3 Cup
 Pro Racing Technology

N°	In Day Time	In Time	Out Time	Pit Time	T. Pit Time	Handicap	Diff.
1	10:25:00.234	10:25:00.234	10:26:29.979	1:29.745	1:29.745		
2	10:28:19.829	10:28:19.829	10:29:29.369	1:09.540	2:39.285		

78 Dominique Bastien Porsche 911 GT3 Cup
 Am Speedlover

N°	In Day Time	In Time	Out Time	Pit Time	T. Pit Time	Handicap	Diff.
1	10:26:36.616	10:26:36.616	10:29:22.315	2:45.699	2:45.699		

89 Bashar Mardini Porsche 911 GT3 Cup
 Pro-Am Tsunami RT

N°	In Day Time	In Time	Out Time	Pit Time	T. Pit Time	Handicap	Diff.
1	10:24:09.020	10:24:09.020	10:27:15.057	3:06.037	3:06.037		

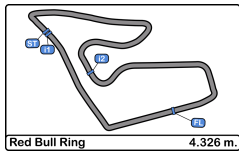
96 Zakhar Slutskii Porsche 911 GT3 Cup
 Pro Target Compétition

N°	In Day Time	In Time	Out Time	Pit Time	T. Pit Time	Handicap	Diff.
1	10:12:35.141	10:12:35.141	10:16:27.299	3:52.158	3:52.158		
2	10:25:58.326	10:25:58.326	10:29:13.964	3:15.638	7:07.796		

97 Artem Slutskii Porsche 911 GT3 Cup
 Pro Target Compétition

N°	In Day Time	In Time	Out Time	Pit Time	T. Pit Time	Handicap	Diff.
1	10:12:37.084	10:12:37.084	10:16:25.645	3:48.561	3:48.561		
2	10:25:48.458	10:25:48.458	10:29:09.477	3:21.019	7:09.580		





Red Bull Ring
Porsche Carrera Cup France
Qualifying
Pit Stop Analysis



98 Dorian Boccolacci Porsche 911 GT3 Cup
 Pro Forestier Racing CLRT

N°	In Day Time	In Time	Out Time	Pit Time	T. Pit Time	Handicap	Diff.
1	10:21:31.912	10:21:31.912	10:29:12.299	7:40.387	7:40.387		

99 Benjamin Paque Porsche 911 GT3 Cup
 Pro Forestier Racing CLRT

N°	In Day Time	In Time	Out Time	Pit Time	T. Pit Time	Handicap	Diff.
1	10:23:14.893	10:23:14.893	10:29:05.922	5:51.029	5:51.029		

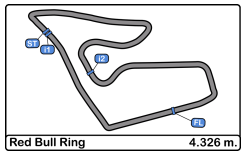
911 Christophe Lapierre Porsche 911 GT3 Cup
 Pro-Am Martinet by Alméras

N°	In Day Time	In Time	Out Time	Pit Time	T. Pit Time	Handicap	Diff.
1	10:25:54.820	10:25:54.820	10:28:54.354	2:59.534	2:59.534		

921 Fernando Monje Porsche 911 GT3 Cup
 Pro Martinet by Alméras

N°	In Day Time	In Time	Out Time	Pit Time	T. Pit Time	Handicap	Diff.
1	10:24:39.216	10:24:39.216	10:28:51.311	4:12.095	4:12.095		

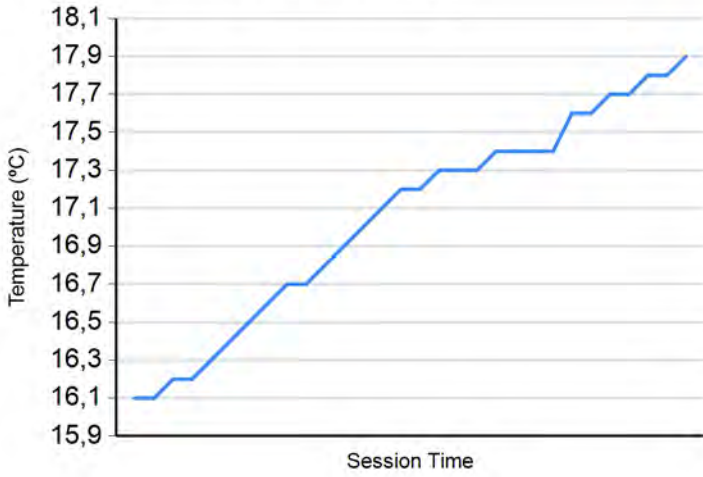




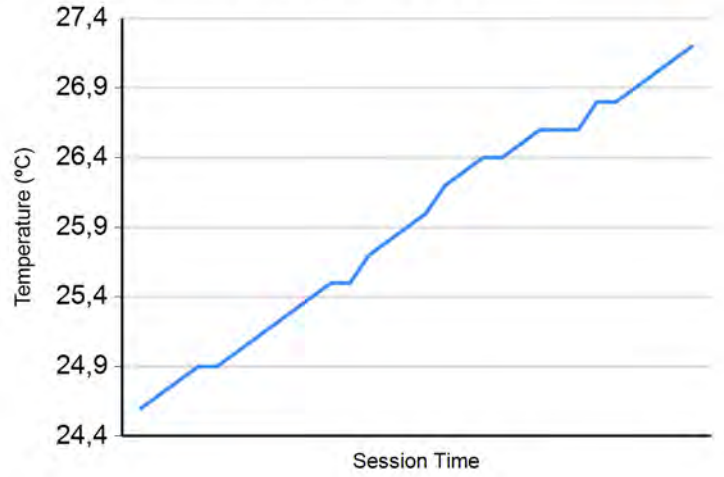
Red Bull Ring
Porsche Carrera Cup France
Qualifying
Weather Report



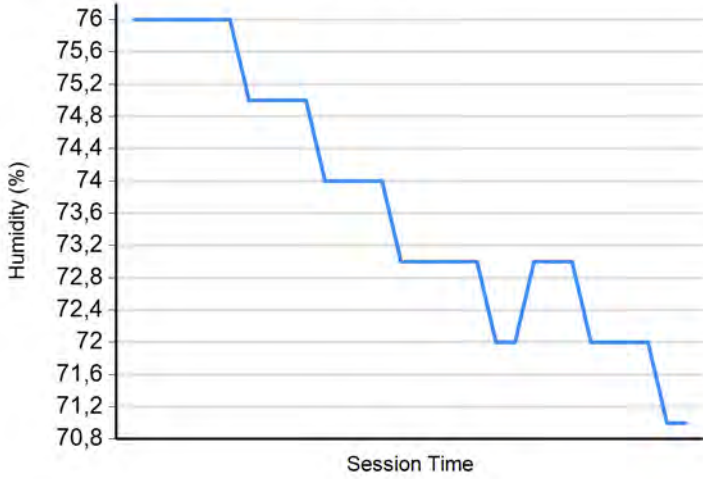
Air Temperature



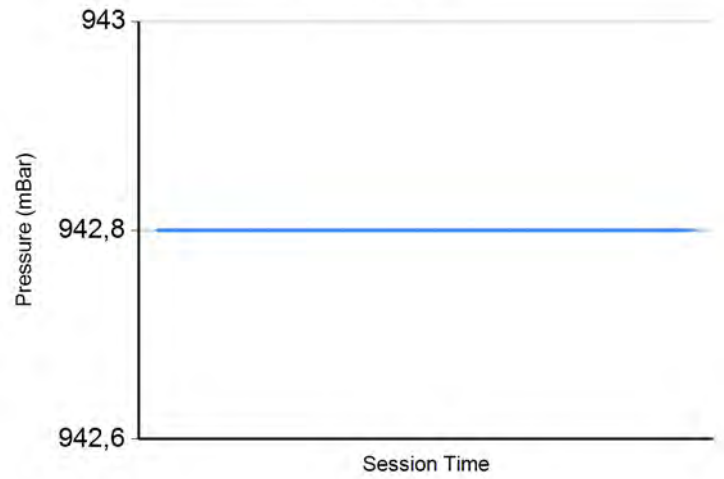
Track Temperature



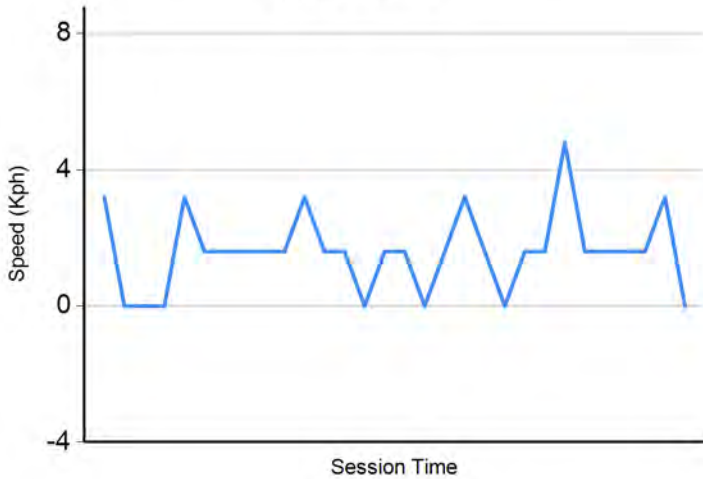
Humidity



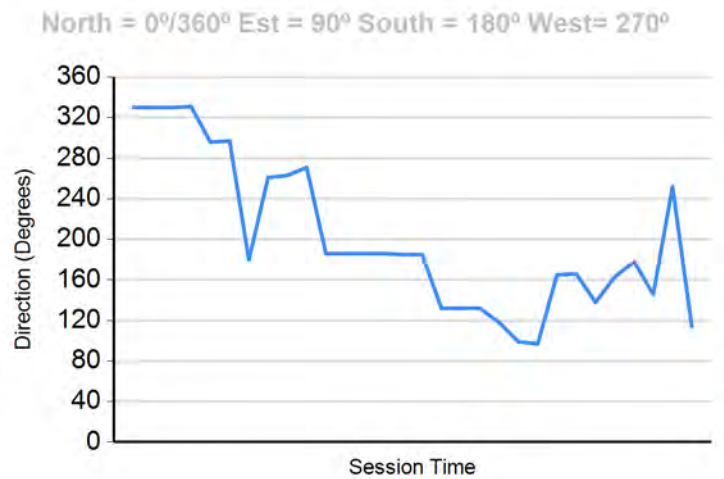
Pressure

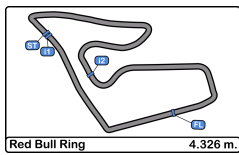


Wind Speed



Wind direction





Red Bull Ring
Porsche Carrera Cup France
Qualifying
Final Results



Clas	Nº	Driver	Nat	Cat	Clas	Team	Nat	Vehicle	Laps	Best	Time	Gap	Interval	Km/h
1	1	Marvin Klein	FRA	Pro	1	TFT Racing	FRA	Porsche 911 GT3 Cup	15	11	1:30.615			171.8
2	76	Louis Perrot	FRA	Pro	2	IMSA LS Group Performance	FRA	Porsche 911 GT3 Cup	17	14	1:30.872	0.257	0.257	171.3
3	5	Mathys Jaubert	FRA	Pro	3	TFT Racing	FRA	Porsche 911 GT3 Cup	15	5	1:30.921	0.306	0.049	171.2
4	22	Alessandro Ghiretti	FRA	Pro	4	Martinet by Alméras	FRA	Porsche 911 GT3 Cup	14	11	1:30.950	0.335	0.029	171.2
5	77	Jérémy Sarhy	FRA	Pro	5	Racing Technology	FRA	Porsche 911 GT3 Cup	18	16	1:30.965	0.350	0.015	171.2
6	97	Artem Slutskii	ISR	Pro	6	Target Compétition	ITA	Porsche 911 GT3 Cup	15	13	1:31.144	0.529	0.179	170.8
7	29	Louis Rousset	FRA	Pro	7	Forestier Racing CLRT	FRA	Porsche 911 GT3 Cup	15	13	1:31.344	0.729	0.200	170.4
8	96	Zakhar Slutskii	ISR	Pro	8	Target Compétition	ITA	Porsche 911 GT3 Cup	15	12	1:31.362	0.747	0.018	170.4
9	27	Marlon Hernandez	FRA	Pro	9	ABM	FRA	Porsche 911 GT3 Cup	15	12	1:31.506	0.891	0.144	170.1
10	7	Jérôme Boullery	FRA	Pro-Am	1	Racing Technology	FRA	Porsche 911 GT3 Cup	17	15	1:31.523	0.908	0.017	170.1
11	74	Victor Blugeon	FRA	Pro	10	ABM	FRA	Porsche 911 GT3 Cup	15	11	1:31.583	0.968	0.060	170.0
12	89	Bashar Mardini	CAN	Pro-Am	2	Tsunami RT	ITA	Porsche 911 GT3 Cup	16	15	1:31.629	1.014	0.046	169.9
13	2	Marc Guillot	FRA	Pro-Am	3	HERRERO Racing	FRA	Porsche 911 GT3 Cup	18	14	1:31.691	1.076	0.062	169.8
14	53	Arthur Mathieu	FRA	Pro	11	Martinet by Alméras	FRA	Porsche 911 GT3 Cup	16	12	1:31.798	1.183	0.107	169.6
15	921	Fernando Monje	ESP	Pro	12	Martinet by Alméras	FRA	Porsche 911 GT3 Cup	15	13	1:31.825	1.210	0.027	169.6
16	38	Sébastien Dussolliet	FRA	Pro-Am	4	ABM	FRA	Porsche 911 GT3 Cup	14	13	1:31.880	1.265	0.055	169.4
17	59	Maxence Maurice	FRA	Pro-Am	5	IMSA LS Group Performance	FRA	Porsche 911 GT3 Cup	16	14	1:32.030	1.415	0.150	169.2
18	73	Sébastien Poisson	FRA	Am	1	ABM	FRA	Porsche 911 GT3 Cup	14	11	1:32.070	1.455	0.040	169.1
19	911	Christophe Lapierre	FRA	Pro-Am	6	Martinet by Alméras	FRA	Porsche 911 GT3 Cup	16	12	1:32.448	1.833	0.378	168.4
20	49	Karim Ajlani	CHE	Am	2	ABM	FRA	Porsche 911 GT3 Cup	18	17	1:32.960	2.345	0.512	167.5
21	66	Gilles Colombani	FRA	Am	3	Team Clairet Sport	FRA	Porsche 911 GT3 Cup	17	14	1:33.661	3.046	0.701	166.2
22	24	Alexandre Leroy	BEL	Am	4	TFT Racing	FRA	Porsche 911 GT3 Cup	17	14	1:33.664	3.049	0.003	166.2
23	8	Christian Jaquillard	CHE	Am	5	Racing Technology	FRA	Porsche 911 GT3 Cup	17	8	1:33.787	3.172	0.123	166.0
24	78	Dominique Bastien	USA	Am	6	Speedlover	BEL	Porsche 911 GT3 Cup	15	8	1:35.545	4.930	1.758	162.9

*** PENALTIES**

CARS #1 - #7 - #8 - #22 - #24 - #27 - #29 - #49 - #53 - #59 - #73 - #76 - #77 - #78 - #96 - #911 SOME LAP TIMES DELETED DUE TRACK LIMITS

CAR #12 CANCELLATION OF ALL LAPTIMES OF THE QUALIFYING SESION STEWARDS DECISION NUMBER 7

CAR #56 CANCELLATION OF ALL LAPTIMES OF THE QUALIFYING SESION STEWARDS DECISION NUMBER 8

CAR #98 CANCELLATION OF ALL LAPTIMES OF THE QUALIFYING SESION STEWARDS DECISION NUMBER 9

CAR #99 CANCELLATION OF ALL LAPTIMES OF THE QUALIFYING SESION STEWARDS DECISION NUMBER 10

Published at:.....

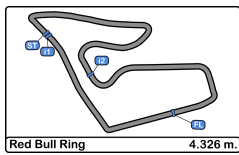
Track Temp: 27.2 °C Air Temp: 17.9 °C Humidity: 71 % Track Status: DRY

Stewards:

Timekeeper:

Luis Garcia
 JOB-1605-ESP/M





Red Bull Ring
Porsche Carrera Cup France
Qualifying



Final 2 Fastest Lap Results

Clas	Nº	Driver	Nat	Cat	Clas	Team	Nat	Vehicle	Laps	Best	Time	Gap	Interval	Km/h
1	1	Marvin Klein	FRA	Pro	1	TFT Racing	FRA	Porsche 911 GT3 Cup	15	14	1:30.851			171.8
2	76	Louis Perrot	FRA	Pro	2	IMSA LS Group Performance	FRA	Porsche 911 GT3 Cup	17	16	1:30.961	0.110	0.110	171.3
3	22	Alessandro Ghiretti	FRA	Pro	3	Martinet by Alméras	FRA	Porsche 911 GT3 Cup	14	10	1:31.043	0.192	0.082	171.2
4	5	Mathys Jaubert	FRA	Pro	4	TFT Racing	FRA	Porsche 911 GT3 Cup	15	13	1:31.051	0.200	0.008	171.2
5	77	Jérémy Sarhy	FRA	Pro	5	Racing Technology	FRA	Porsche 911 GT3 Cup	18	14	1:31.215	0.364	0.164	171.2
6	97	Artem Slutskii	ISR	Pro	6	Target Compétition	ITA	Porsche 911 GT3 Cup	15	14	1:31.255	0.404	0.040	170.8
7	29	Louis Rousset	FRA	Pro	7	Forestier Racing CLRT	FRA	Porsche 911 GT3 Cup	15	11	1:31.351	0.500	0.096	170.4
8	96	Zakhar Slutskii	ISR	Pro	8	Target Compétition	ITA	Porsche 911 GT3 Cup	15	6	1:31.586	0.735	0.235	170.4
9	27	Marlon Hernandez	FRA	Pro	9	ABM	FRA	Porsche 911 GT3 Cup	15	11	1:31.610	0.759	0.024	170.1
10	74	Victor Blugeon	FRA	Pro	10	ABM	FRA	Porsche 911 GT3 Cup	15	4	1:31.715	0.864	0.105	170.0
11	2	Marc Guillot	FRA	Pro-Am	1	HERRERO Racing	FRA	Porsche 911 GT3 Cup	18	15	1:31.793	0.942	0.078	169.8
12	89	Bashar Mardini	CAN	Pro-Am	2	Tsunami RT	ITA	Porsche 911 GT3 Cup	16	5	1:31.849	0.998	0.056	169.9
13	7	Jérôme Boullery	FRA	Pro-Am	3	Racing Technology	FRA	Porsche 911 GT3 Cup	17	8	1:31.865	1.014	0.016	170.1
14	921	Fernando Monje	ESP	Pro	11	Martinet by Alméras	FRA	Porsche 911 GT3 Cup	15	14	1:31.958	1.107	0.093	169.6
15	53	Arthur Mathieu	FRA	Pro	12	Martinet by Alméras	FRA	Porsche 911 GT3 Cup	16	14	1:31.996	1.145	0.038	169.6
16	59	Maxence Maurice	FRA	Pro-Am	4	IMSA LS Group Performance	FRA	Porsche 911 GT3 Cup	16	12	1:32.123	1.272	0.127	169.2
17	73	Sébastien Poisson	FRA	Am	1	ABM	FRA	Porsche 911 GT3 Cup	14	12	1:32.136	1.285	0.013	169.1
18	38	Sébastien Dussollet	FRA	Pro-Am	5	ABM	FRA	Porsche 911 GT3 Cup	14	12	1:32.192	1.341	0.056	169.4
19	911	Christophe Lapierre	FRA	Pro-Am	6	Martinet by Alméras	FRA	Porsche 911 GT3 Cup	16	13	1:32.449	1.598	0.257	168.4
20	49	Karim Ajlani	CHE	Am	2	ABM	FRA	Porsche 911 GT3 Cup	18	9	1:33.380	2.529	0.931	167.5
21	66	Gilles Colombani	FRA	Am	3	Team Clairet Sport	FRA	Porsche 911 GT3 Cup	17	6	1:33.717	2.866	0.337	166.2
22	24	Alexandre Leroy	BEL	Am	4	TFT Racing	FRA	Porsche 911 GT3 Cup	17	5	1:34.049	3.198	0.332	166.2
23	8	Christian Jaquillard	CHE	Am	5	Racing Technology	FRA	Porsche 911 GT3 Cup	17	12	1:34.391	3.540	0.342	166.0
24	78	Dominique Bastien	USA	Am	6	Speedlover	BEL	Porsche 911 GT3 Cup	15	14	1:36.506	5.655	2.115	162.9

*** PENALTIES**

CARS #1 - #7 - #8 - #22 - #24 - #27 - #29 - #49 - #53 - #59 - #73 - #76 - #77 - #78 - #96 - #911 SOME LAP TIMES DELETED DUE TRACK LIMITS

CAR #12 CANCELLATION OF ALL LAPTIMES OF THE QUALIFYING SESION STEWARDS DECISION NUMBER 7

CAR #56 CANCELLATION OF ALL LAPTIMES OF THE QUALIFYING SESION STEWARDS DECISION NUMBER 8

CAR #98 CANCELLATION OF ALL LAPTIMES OF THE QUALIFYING SESION STEWARDS DECISION NUMBER 9

CAR #99 CANCELLATION OF ALL LAPTIMES OF THE QUALIFYING SESION STEWARDS DECISION NUMBER 10

Published at:.....

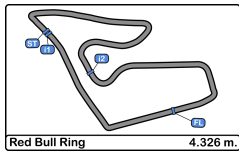
Track Temp: 27.2 °C Air Temp: 17.9 °C Humidity: 71 % Track Status: DRY

Stewards:

Timekeeper:

Luis Garcia
 JOB-1605-ESP/M

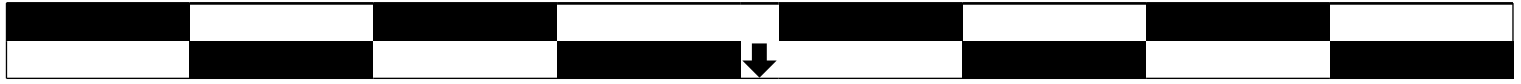




Red Bull Ring
Porsche Carrera Cup France
Race - 1
Starting Grid



28	56	Frédéric Ancel						
26	99	Benjamin Paque		.14.	Ludovic Loeul	12	27	
24	78	Dominique Bastien	1:35.545		Dorian Boccolacci	98	25	
22	24	Alexandre Leroy	1:33.664	.12.	1:33.787	Christian Jaquillard	8	23
20	49	Karim Ajlani	1:32.960		1:33.661	Gilles Colombani	66	21
18	73	Sébastien Poisson	1:32.070	.10.	1:32.448	Christophe Lapierre	911	19
16	38	Sébastien Dussolliet	1:31.880	.9.	1:32.030	Maxence Maurice	59	17
14	53	Arthur Mathieu	1:31.798	.8.	1:31.825	Fernando Monje	921	15
12	89	Bashar Mardini	1:31.629	.7.	1:31.691	Marc Guillot	2	13
10	7	Jérôme Boullery	1:31.523	.6.	1:31.583	Victor Blugeon	74	11
8	96	Zakhar Slutskii	1:31.362	.5.	1:31.506	Marlon Hernandez	27	9
6	97	Artem Slutskii	1:31.144	.4.	1:31.344	Louis Rousset	29	7
4	22	Alessandro Ghiretti	1:30.950	.3.	1:30.965	Jérémy Sarhy	77	5
2	76	Louis Perrot	1:30.872	.2.	1:30.921	Mathys Jaubert	5	3
				.1.	1:30.615	Marvin Klein	1	1




Pole

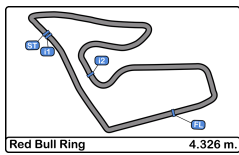
Published at:.....

Stewards:

Timekeeper:

 Luis Garcia
 JOB-1605-ESP/M





Red Bull Ring
Porsche Carrera Cup France
Race - 1
Provisional Results



Clas	Nº	Driver	Nat	Cat	Clas	Team	Nat	Vehicle	Laps	Total Time	Gap	Interval	Km/h	Best	Time	Km/h
1	1	Marvin Klein	FRA	Pro	1	TFT Racing	FRA	Porsche 911 GT3	20	30:53.694			168.0	5	1:31.755	169.7
2	98	Dorian Boccolacci	FRA	Pro	2	Forestier Racing CLRT	FRA	Porsche 911 GT3	20	30:59.858	6.164	6.164	167.4	17	1:31.824	169.6
3	22	Alessandro Ghiretti	FRA	Pro	3	Martinet by Alméras	FRA	Porsche 911 GT3	20	31:00.324	6.630	0.466	167.4	4	1:32.277	168.7
4	77	Jérémy Sarhy	FRA	Pro	4	Racing Technology	FRA	Porsche 911 GT3	20	31:03.184	9.490	2.860	167.1	7	1:32.396	168.5
5	99	Benjamin Paque	BEL	Pro	5	Forestier Racing CLRT	FRA	Porsche 911 GT3	20	31:06.243	12.549	3.059	166.8	7	1:31.872	169.5
6	5*	Mathys Jaubert	FRA	Pro	6	TFT Racing	FRA	Porsche 911 GT3	20	31:07.831	14.137	1.588	166.7	5	1:32.256	168.8
7	27	Marlon Hernandez	FRA	Pro	7	ABM	FRA	Porsche 911 GT3	20	31:09.443	15.749	1.612	166.6	7	1:32.393	168.5
8	29*	Louis Rousset	FRA	Pro	8	Forestier Racing CLRT	FRA	Porsche 911 GT3	20	31:11.050	17.356	1.607	166.4	5	1:32.424	168.5
9	7	Jérôme Boullery	FRA	Pro-Am	1	Racing Technology	FRA	Porsche 911 GT3	20	31:11.642	17.948	0.592	166.4	6	1:32.561	168.2
10	2	Marc Guillot	FRA	Pro-Am	2	HERRERO Racing	FRA	Porsche 911 GT3	20	31:14.003	20.309	2.361	166.2	6	1:32.667	168.0
11	38	Sébastien Dussollet	FRA	Pro-Am	3	ABM	FRA	Porsche 911 GT3	20	31:20.078	26.384	6.075	165.6	10	1:32.998	167.4
12	89	Bashar Mardini	CAN	Pro-Am	4	Tsunami RT	ITA	Porsche 911 GT3	20	31:21.520	27.826	1.442	165.5	7	1:32.883	167.6
13	74*	Victor Blugeon	FRA	Pro	9	ABM	FRA	Porsche 911 GT3	20	31:27.001	33.307	5.481	165.0	13	1:32.971	167.5
14	921	Fernando Monje	ESP	Pro	10	Martinet by Alméras	FRA	Porsche 911 GT3	20	31:29.178	35.484	2.177	164.8	10	1:33.212	167.0
15	76*	Louis Perrot	FRA	Pro	11	IMSA LS Group Performance	FRA	Porsche 911 GT3	20	31:30.493	36.799	1.315	164.7	5	1:32.366	168.6
16	97	Artem Slutskii	ISR	Pro	12	Target Compétition	ITA	Porsche 911 GT3	20	31:31.412	37.718	0.919	164.6	4	1:32.541	168.2
17	73	Sébastien Poisson	FRA	Am	1	ABM	FRA	Porsche 911 GT3	20	31:34.580	40.886	3.168	164.4	7	1:33.421	166.7
18	59*	Maxence Maurice	FRA	Pro-Am	5	IMSA LS Group Performance	FRA	Porsche 911 GT3	20	31:35.177	41.483	0.597	164.3	7	1:33.304	166.9
19	911*	Christophe Lapierre	FRA	Pro-Am	6	Martinet by Alméras	FRA	Porsche 911 GT3	20	31:35.640	41.946	0.463	164.3	7	1:32.866	167.6
20	49	Karim Ajlani	CHE	Am	2	ABM	FRA	Porsche 911 GT3	20	31:48.958	55.264	13.318	163.1	8	1:33.901	165.8
21	12*	Ludovic Loeul	FRA	Am	3	Porsche Lorient Racing	FRA	Porsche 911 GT3	20	31:54.232	1:00.538	5.274	162.7	13	1:33.488	166.5
22	24	Alexandre Leroy	BEL	Am	4	TFT Racing	FRA	Porsche 911 GT3	20	31:55.774	1:02.080	1.542	162.5	13	1:34.483	164.8
23	56	Frédéric Ancel	FRA	Pro-Am	7	Porsche Lorient Racing	FRA	Porsche 911 GT3	20	31:57.960	1:04.266	2.186	162.3	7	1:33.525	166.5
24	96*	Zakhar Slutskii	ISR	Pro	13	Target Compétition	ITA	Porsche 911 GT3	20	32:07.425	1:13.731	9.465	161.6	13	1:32.473	168.4
25	8	Christian Jaquillard	CHE	Am	5	Racing Technology	FRA	Porsche 911 GT3	20	32:15.339	1:21.645	7.914	160.9	15	1:35.032	163.8
26	66	Gilles Colombani	FRA	Am	6	Team Clairét Sport	FRA	Porsche 911 GT3	20	32:15.625	1:21.931	0.286	160.9	20	1:34.863	164.1
27	78	Dominique Bastien	USA	Am	7	Speedlover	BEL	Porsche 911 GT3	19	31:50.485	1 Lap	1 Lap	154.8	6	1:36.720	161.0

Not classified:

53	Arthur Mathieu	FRA	Pro	Martinet by Alméras	FRA	Porsche 911 GT3	19	29:51.590	1 Lap	-58.895	165.1	10	1:33.270	166.9
----	----------------	-----	-----	---------------------	-----	-----------------	----	------------------	-------	---------	-------	----	----------	-------

Fastest lap Marvin Klein in 1:31.755 at 169.7 Km/h in lap 5

*** PENALTIES**

CAR96 CAR97 - DRIVE THROUGH PENALTY DONE DURING THE RACE - NOT RESPECTING STARTING PROCEDURE

CAR5 - 5SEC TIME PENALTY ADDED TO RACE TIME - TRACK LIMITS GAINING POSITION

CAR76 - 5SEC TIME PENALTY ADDED TO RACE TIME - ABUSING TRACK LIMITS

CAR29 - 5SEC TIME PENALTY ADDED TO RACE TIME - ABUSING TRACK LIMITS

CAR96 - 5SEC TIME PENALTY ADDED TO RACE TIME - ABUSING TRACK LIMITS

CAR911 - 5SEC TIME PENALTY ADDED TO RACE TIME - ABUSING TRACK LIMITS

CAR74 - 5SEC TIME PENALTY ADDED TO RACE TIME - ABUSING TRACK LIMITS

CAR12 - 5SEC TIME PENALTY ADDED TO RACE TIME - ABUSING TRACK LIMITS

CAR59 - 5SEC TIME PENALTY ADDED TO RACE TIME - ABUSING TRACK LIMITS

CAR96 - DRIVE THROUGH PENALTY CONVERTED IN 30 SECONDS - ABUSING TRACK LIMITS

Published at:.....

Track Temp: **40.1 °C** Air Temp: **27.7 °C** Humidity: **43 %** Track Status: **DRY**

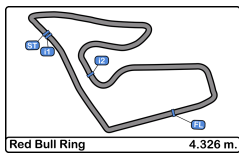
Race Director:

Timekeeper:

Luis Garcia

JOB-1605-ESP/M





Red Bull Ring
Porsche Carrera Cup France
Race - 1
Provisional Results by Category



Pro																
Clas	Nº	Driver	Nat	Cat	Clas	Team	Nat	Vehicle	Laps	Total Time	Gap	Interval	Km/h	Best	Time	Km/h
1	1	Marvin Klein	FRA	Pro	1	TFT Racing	FRA	Porsche 911 GT3	20	30:53.694			168.0	5	1:31.755	169.7
2	98	Dorian Boccolacci	FRA	Pro	2	Forestier Racing CLRT	FRA	Porsche 911 GT3	20	30:59.858	6.164	6.164	167.4	17	1:31.824	169.6
3	22	Alessandro Ghiretti	FRA	Pro	3	Martinet by Alméras	FRA	Porsche 911 GT3	20	31:00.324	6.630	0.466	167.4	4	1:32.277	168.7
4	77	Jérémy Sarhy	FRA	Pro	4	Racing Technology	FRA	Porsche 911 GT3	20	31:03.184	9.490	2.860	167.1	7	1:32.396	168.5
5	99	Benjamin Paque	BEL	Pro	5	Forestier Racing CLRT	FRA	Porsche 911 GT3	20	31:06.243	12.549	3.059	166.8	7	1:31.872	169.5
6	5*	Mathys Jaubert	FRA	Pro	6	TFT Racing	FRA	Porsche 911 GT3	20	31:07.831	14.137	1.588	166.7	5	1:32.256	168.8
7	27	Marlon Hernandez	FRA	Pro	7	ABM	FRA	Porsche 911 GT3	20	31:09.443	15.749	1.612	166.6	7	1:32.393	168.5
8	29*	Louis Rousset	FRA	Pro	8	Forestier Racing CLRT	FRA	Porsche 911 GT3	20	31:11.050	17.356	1.607	166.4	5	1:32.424	168.5
9	74*	Victor Blugeon	FRA	Pro	9	ABM	FRA	Porsche 911 GT3	20	31:27.001	33.307	15.951	165.0	13	1:32.971	167.5
10	921	Fernando Monje	ESP	Pro	10	Martinet by Alméras	FRA	Porsche 911 GT3	20	31:29.178	35.484	2.177	164.8	10	1:33.212	167.0
11	76*	Louis Perrot	FRA	Pro	11	IMSA LS Group Performance	FRA	Porsche 911 GT3	20	31:30.493	36.799	1.315	164.7	5	1:32.366	168.6
12	97	Artem Slutskii	ISR	Pro	12	Target Compétition	ITA	Porsche 911 GT3	20	31:31.412	37.718	0.919	164.6	4	1:32.541	168.2
13	96*	Zakhar Slutskii	ISR	Pro	13	Target Compétition	ITA	Porsche 911 GT3	20	32:07.425	1:13.731	36.013	161.6	13	1:32.473	168.4
Not classified:																
53	Arthur Mathieu	FRA	Pro	14	Martinet by Alméras	FRA	Porsche 911 GT3	19	29:51.590	1 Lap	1 Lap	165.1	10	1:33.270	166.9	

Pro-Am																
Clas	Nº	Driver	Nat	Cat	Clas	Team	Nat	Vehicle	Laps	Total Time	Gap	Interval	Km/h	Best	Time	Km/h
1	7	Jérôme Boullery	FRA	Pro-	1	Racing Technology	FRA	Porsche 911 GT3	20	31:11.642			166.4	6	1:32.561	168.2
2	2	Marc Guillot	FRA	Pro-	2	HERRERO Racing	FRA	Porsche 911 GT3	20	31:14.003	2.361	2.361	166.2	6	1:32.667	168.0
3	38	Sébastien Dussollet	FRA	Pro-	3	ABM	FRA	Porsche 911 GT3	20	31:20.078	8.436	6.075	165.6	10	1:32.998	167.4
4	89	Bashar Mardini	CAN	Pro-	4	Tsunami RT	ITA	Porsche 911 GT3	20	31:21.520	9.878	1.442	165.5	7	1:32.883	167.6
5	59*	Maxence Maurice	FRA	Pro-	5	IMSA LS Group Performance	FRA	Porsche 911 GT3	20	31:35.177	23.535	13.657	164.3	7	1:33.304	166.9
6	911*	Christophe Lapierre	FRA	Pro-	6	Martinet by Alméras	FRA	Porsche 911 GT3	20	31:35.640	23.998	0.463	164.3	7	1:32.866	167.6
7	56	Frédéric Ancel	FRA	Pro-	7	Porsche Lorient Racing	FRA	Porsche 911 GT3	20	31:57.960	46.318	22.320	162.3	7	1:33.525	166.5

Am																
Clas	Nº	Driver	Nat	Cat	Clas	Team	Nat	Vehicle	Laps	Total Time	Gap	Interval	Km/h	Best	Time	Km/h
1	73	Sébastien Poisson	FRA	Am	1	ABM	FRA	Porsche 911 GT3	20	31:34.580			164.4	7	1:33.421	166.7
2	49	Karim Ajlani	CHE	Am	2	ABM	FRA	Porsche 911 GT3	20	31:48.958	14.378	14.378	163.1	8	1:33.901	165.8
3	12*	Ludovic Loel	FRA	Am	3	Porsche Lorient Racing	FRA	Porsche 911 GT3	20	31:54.232	19.652	5.274	162.7	13	1:33.488	166.5
4	24	Alexandre Leroy	BEL	Am	4	TFT Racing	FRA	Porsche 911 GT3	20	31:55.774	21.194	1.542	162.5	13	1:34.483	164.8
5	8	Christian Jaquillard	CHE	Am	5	Racing Technology	FRA	Porsche 911 GT3	20	32:15.339	40.759	19.565	160.9	15	1:35.032	163.8
6	66	Gilles Colombani	FRA	Am	6	Team Clairet Sport	FRA	Porsche 911 GT3	20	32:15.625	41.045	0.286	160.9	20	1:34.863	164.1
7	78	Dominique Bastien	USA	Am	7	Speedlover	BEL	Porsche 911 GT3	19	31:50.485	1 Lap	1 Lap	154.8	6	1:36.720	161.0

Fastest lap Marvin Klein in 1:31.755 at 169.7 Km/h in lap 5

*** PENALTIES**

CAR96 CAR97 - DRIVE THROUGH PENALTY DONE DURING THE RACE - NOT RESPECTING STARTING PROCEDURE

CAR5 - 5SEC TIME PENALTY ADDED TO RACE TIME - TRACK LIMITS GAINING POSITION

CAR76 - 5SEC TIME PENALTY ADDED TO RACE TIME - ABUSING TRACK LIMITS

CAR29 - 5SEC TIME PENALTY ADDED TO RACE TIME - ABUSING TRACK LIMITS

CAR96 - 5SEC TIME PENALTY ADDED TO RACE TIME - ABUSING TRACK LIMITS

CAR911 - 5SEC TIME PENALTY ADDED TO RACE TIME - ABUSING TRACK LIMITS

CAR74 - 5SEC TIME PENALTY ADDED TO RACE TIME - ABUSING TRACK LIMITS

CAR12 - 5SEC TIME PENALTY ADDED TO RACE TIME - ABUSING TRACK LIMITS

CAR59 - 5SEC TIME PENALTY ADDED TO RACE TIME - ABUSING TRACK LIMITS

CAR96 - DRIVE THROUGH PENALTY CONVERTED IN 30 SECONDS - ABUSING TRACK LIMITS

Published at:.....

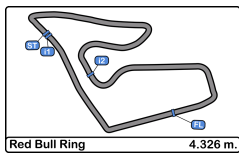
Track Temp: 40.1 °C Air Temp: 27.7 °C Humidity: 43 % Track Status: DRY

Race Director:

Timekeeper:

Luis Garcia
 JOB-1605-ESP/M





Red Bull Ring
Porsche Carrera Cup France
Race - 1
Provisional Results by Class



Clas	Nº	Driver	Nat	Cat	Clas	Team	Nat	Vehicle	Laps	Total Time	Gap	Interval	Km/h	Best	Time	Km/h
1	1	Marvin Klein	FRA	Pro	1	TFT Racing	FRA	Porsche 911 GT3	20	30:53.694			168.0	5	1:31.755	169.7
2	98	Dorian Boccolacci	FRA	Pro	2	Forestier Racing CLRT	FRA	Porsche 911 GT3	20	30:59.858	6.164	6.164	167.4	17	1:31.824	169.6
3	22	Alessandro Ghiretti	FRA	Pro	3	Martinet by Alméras	FRA	Porsche 911 GT3	20	31:00.324	6.630	0.466	167.4	4	1:32.277	168.7
4	77	Jérémy Sarhy	FRA	Pro	4	Racing Technology	FRA	Porsche 911 GT3	20	31:03.184	9.490	2.860	167.1	7	1:32.396	168.5
5	7	Jérôme Boullery	FRA	Pro-	1	Racing Technology	FRA	Porsche 911 GT3	20	31:11.642	17.948	8.458	166.4	6	1:32.561	168.2
6	2	Marc Guillot	FRA	Pro-	2	HERRERO Racing	FRA	Porsche 911 GT3	20	31:14.003	20.309	2.361	166.2	6	1:32.667	168.0
7	38	Sébastien Dussolliet	FRA	Pro-	3	ABM	FRA	Porsche 911 GT3	20	31:20.078	26.384	6.075	165.6	10	1:32.998	167.4
8	89	Bashar Mardini	CAN	Pro-	4	Tsunami RT	ITA	Porsche 911 GT3	20	31:21.520	27.826	1.442	165.5	7	1:32.883	167.6
9	74 *	Victor Blugeon	FRA	Pro	9	ABM	FRA	Porsche 911 GT3	20	31:27.001	33.307	5.481	165.0	13	1:32.971	167.5
10	921	Fernando Monje	ESP	Pro	10	Martinet by Alméras	FRA	Porsche 911 GT3	20	31:29.178	35.484	2.177	164.8	10	1:33.212	167.0
11	76 *	Louis Perrot	FRA	Pro	11	IMSA LS Group Performance	FRA	Porsche 911 GT3	20	31:30.493	36.799	1.315	164.7	5	1:32.366	168.6
12	97	Artem Slutskii	ISR	Pro	12	Target Compétition	ITA	Porsche 911 GT3	20	31:31.412	37.718	0.919	164.6	4	1:32.541	168.2
13	73	Sébastien Poisson	FRA	Am	1	ABM	FRA	Porsche 911 GT3	20	31:34.580	40.886	3.168	164.4	7	1:33.421	166.7
14	59 *	Maxence Maurice	FRA	Pro-	5	IMSA LS Group Performance	FRA	Porsche 911 GT3	20	31:35.177	41.483	0.597	164.3	7	1:33.304	166.9
15	911 *	Christophe Lapierre	FRA	Pro-	6	Martinet by Alméras	FRA	Porsche 911 GT3	20	31:35.640	41.946	0.463	164.3	7	1:32.866	167.6
16	49	Karim Ajlani	CHE	Am	2	ABM	FRA	Porsche 911 GT3	20	31:48.958	55.264	13.318	163.1	8	1:33.901	165.8
17	12 *	Ludovic Loeul	FRA	Am	3	Porsche Lorient Racing	FRA	Porsche 911 GT3	20	31:54.232	1:00.538	5.274	162.7	13	1:33.488	166.5
18	24	Alexandre Leroy	BEL	Am	4	TFT Racing	FRA	Porsche 911 GT3	20	31:55.774	1:02.080	1.542	162.5	13	1:34.483	164.8
19	56	Frédéric Ancel	FRA	Pro-	7	Porsche Lorient Racing	FRA	Porsche 911 GT3	20	31:57.960	1:04.266	2.186	162.3	7	1:33.525	166.5
20	96 *	Zakhar Slutskii	ISR	Pro	13	Target Compétition	ITA	Porsche 911 GT3	20	32:07.425	1:13.731	9.465	161.6	13	1:32.473	168.4
21	8	Christian Jaquillard	CHE	Am	5	Racing Technology	FRA	Porsche 911 GT3	20	32:15.339	1:21.645	7.914	160.9	15	1:35.032	163.8
22	66	Gilles Colombani	FRA	Am	6	Team Clairet Sport	FRA	Porsche 911 GT3	20	32:15.625	1:21.931	0.286	160.9	20	1:34.863	164.1
23	78	Dominique Bastien	USA	Am	7	Speedlover	BEL	Porsche 911 GT3	19	31:50.485	1 Lap	1 Lap	154.8	6	1:36.720	161.0

Not classified:

53	Arthur Mathieu	FRA	Pro	14	Martinet by Alméras	FRA	Porsche 911 GT3	19	29:51.590	1 Lap	-58.895	165.1	10	1:33.270	166.9
----	----------------	-----	-----	----	---------------------	-----	-----------------	----	------------------	-------	---------	-------	----	----------	-------

Rookie

Clas	Nº	Driver	Nat	Cat	Clas	Team	Nat	Vehicle	Laps	Total Time	Gap	Interval	Km/h	Best	Time	Km/h
1	99	Benjamin Paque	BEL	Pro	5	Forestier Racing CLRT	FRA	Porsche 911 GT3	20	31:06.243			166.8	7	1:31.872	169.5
2	5 *	Mathys Jaubert	FRA	Pro	6	TFT Racing	FRA	Porsche 911 GT3	20	31:07.831	1.588	1.588	166.7	5	1:32.256	168.8
3	27	Marlon Hernandez	FRA	Pro	7	ABM	FRA	Porsche 911 GT3	20	31:09.443	3.200	1.612	166.6	7	1:32.393	168.5
4	29 *	Louis Rousset	FRA	Pro	8	Forestier Racing CLRT	FRA	Porsche 911 GT3	20	31:11.050	4.807	1.607	166.4	5	1:32.424	168.5

Fastest lap Marvin Klein in 1:31.755 at 169.7 Km/h in lap 5

*** PENALTIES**

CAR96 CAR97 - DRIVE THROUGH PENALTY DONE DURING THE RACE - NOT RESPECTING STARTING PROCEDURE

CAR5 - 5SEC TIME PENALTY ADDED TO RACE TIME - TRACK LIMITS GAINING POSITION

CAR76 - 5SEC TIME PENALTY ADDED TO RACE TIME - ABUSING TRACK LIMITS

CAR29 - 5SEC TIME PENALTY ADDED TO RACE TIME - ABUSING TRACK LIMITS

CAR96 - 5SEC TIME PENALTY ADDED TO RACE TIME - ABUSING TRACK LIMITS

CAR911 - 5SEC TIME PENALTY ADDED TO RACE TIME - ABUSING TRACK LIMITS

CAR74 - 5SEC TIME PENALTY ADDED TO RACE TIME - ABUSING TRACK LIMITS

CAR12 - 5SEC TIME PENALTY ADDED TO RACE TIME - ABUSING TRACK LIMITS

CAR59 - 5SEC TIME PENALTY ADDED TO RACE TIME - ABUSING TRACK LIMITS

CAR96 - DRIVE THROUGH PENALTY CONVERTED IN 30 SECONDS - ABUSING TRACK LIMITS

Published at:.....

Track Temp: **40.1 °C** Air Temp: **27.7 °C** Humidity: **43 %** Track Status: **DRY**

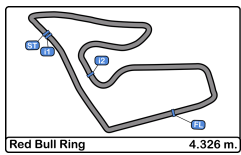
Race Director:

Timekeeper:

Luis Garcia

JOB-1605-ESP/M





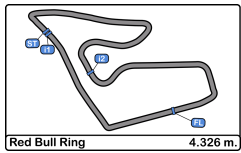
Red Bull Ring
Porsche Carrera Cup France
Race - 1



Provisional Classification by Driver Fastest Lap

Clas	N°	Driver	Nat	Cat	Clas	Team	Nat	Vehicle	Laps	Best	Time	Gap	Interval	Km/h		
1	1	Marvin Klein		FRA	Pro	1	TFT Racing		FRA	Porsche 911 GT3	20	5	1:31.755	169.7		
2	98	Dorian Bocolacci		FRA	Pro	2	Forestier Racing CLRT		FRA	Porsche 911 GT3	20	17	1:31.824	0.069	0.069	169.6
3	99	Benjamin Paque		BEL	Pro	3	Forestier Racing CLRT		FRA	Porsche 911 GT3	20	7	1:31.872	0.117	0.048	169.5
4	5	Mathys Jaubert		FRA	Pro	4	TFT Racing		FRA	Porsche 911 GT3	20	5	1:32.256	0.501	0.384	168.8
5	22	Alessandro Ghiretti		FRA	Pro	5	Martinet by Alméras		FRA	Porsche 911 GT3	20	4	1:32.277	0.522	0.021	168.7
6	76	Louis Perrot		FRA	Pro	6	IMSA LS Group Performance		FRA	Porsche 911 GT3	20	5	1:32.366	0.611	0.089	168.6
7	27	Marlon Hernandez		FRA	Pro	7	ABM		FRA	Porsche 911 GT3	20	7	1:32.393	0.638	0.027	168.5
8	77	Jérémy Sarhy		FRA	Pro	8	Racing Technology		FRA	Porsche 911 GT3	20	7	1:32.396	0.641	0.003	168.5
9	29	Louis Rousset		FRA	Pro	9	Forestier Racing CLRT		FRA	Porsche 911 GT3	20	5	1:32.424	0.669	0.028	168.5
10	96	Zakhar Slutskii		ISR	Pro	10	Target Compétition		ITA	Porsche 911 GT3	20	13	1:32.473	0.718	0.049	168.4
11	97	Artem Slutskii		ISR	Pro	11	Target Compétition		ITA	Porsche 911 GT3	20	4	1:32.541	0.786	0.068	168.2
12	7	Jérôme Boullery		FRA	Pro-Am	1	Racing Technology		FRA	Porsche 911 GT3	20	6	1:32.561	0.806	0.020	168.2
13	2	Marc Guillot		FRA	Pro-Am	2	HERRERO Racing		FRA	Porsche 911 GT3	20	6	1:32.667	0.912	0.106	168.0
14	911	Christophe Lapierre		FRA	Pro-Am	3	Martinet by Alméras		FRA	Porsche 911 GT3	20	7	1:32.866	1.111	0.199	167.6
15	89	Bashar Mardini		CAN	Pro-Am	4	Tsunami RT		ITA	Porsche 911 GT3	20	7	1:32.883	1.128	0.017	167.6
16	74	Victor Blugeon		FRA	Pro	12	ABM		FRA	Porsche 911 GT3	20	13	1:32.971	1.216	0.088	167.5
17	38	Sébastien Dussollet		FRA	Pro-Am	5	ABM		FRA	Porsche 911 GT3	20	10	1:32.998	1.243	0.027	167.4
18	921	Fernando Monje		ESP	Pro	13	Martinet by Alméras		FRA	Porsche 911 GT3	20	10	1:33.212	1.457	0.214	167.0
19	53	Arthur Mathieu		FRA	Pro	14	Martinet by Alméras		FRA	Porsche 911 GT3	19	10	1:33.270	1.515	0.058	166.9
20	59	Maxence Maurice		FRA	Pro-Am	6	IMSA LS Group Performance		FRA	Porsche 911 GT3	20	7	1:33.304	1.549	0.034	166.9
21	73	Sébastien Poisson		FRA	Am	1	ABM		FRA	Porsche 911 GT3	20	7	1:33.421	1.666	0.117	166.7
22	12	Ludovic Loeul		FRA	Am	2	Porsche Lorient Racing		FRA	Porsche 911 GT3	20	13	1:33.488	1.733	0.067	166.5
23	56	Frédéric Ancel		FRA	Pro-Am	7	Porsche Lorient Racing		FRA	Porsche 911 GT3	20	7	1:33.525	1.770	0.037	166.5
24	49	Karim Ajlani		CHE	Am	3	ABM		FRA	Porsche 911 GT3	20	8	1:33.901	2.146	0.376	165.8
25	24	Alexandre Leroy		BEL	Am	4	TFT Racing		FRA	Porsche 911 GT3	20	13	1:34.483	2.728	0.582	164.8
26	66	Gilles Colombani		FRA	Am	5	Team Clairet Sport		FRA	Porsche 911 GT3	20	20	1:34.863	3.108	0.380	164.1
27	8	Christian Jaquillard		CHE	Am	6	Racing Technology		FRA	Porsche 911 GT3	20	15	1:35.032	3.277	0.169	163.8
28	78	Dominique Bastien		USA	Am	7	Speedlover		BEL	Porsche 911 GT3	19	6	1:36.720	4.965	1.688	161.0





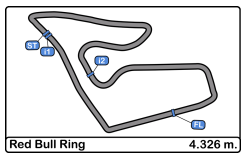
Red Bull Ring
Porsche Carrera Cup France
Race - 1



Distance and Speed Average

Clas	N°	Driver	Nat	Cat	Clas	Team	Nat	Vehicle	Laps	Distance	Total Time	Km/h
1	1	Marvin Klein	FRA	Pro	1	TFT Racing	FRA	Porsche 911 GT3	20	86.52	30:53.694	168.0
2	98	Dorian Bocolacci	FRA	Pro	2	Forestier Racing CLRT	FRA	Porsche 911 GT3	20	86.52	30:59.858	167.4
3	22	Alessandro Ghiretti	FRA	Pro	3	Martinet by Alméras	FRA	Porsche 911 GT3	20	86.52	31:00.324	167.4
4	77	Jérémy Sarhy	FRA	Pro	4	Racing Technology	FRA	Porsche 911 GT3	20	86.52	31:03.184	167.1
5	99	Benjamin Paque	BEL	Pro	5	Forestier Racing CLRT	FRA	Porsche 911 GT3	20	86.52	31:06.243	166.8
6	5	Mathys Jaubert	FRA	Pro	6	TFT Racing	FRA	Porsche 911 GT3	20	86.52	31:07.831	166.7
7	27	Marlon Hernandez	FRA	Pro	7	ABM	FRA	Porsche 911 GT3	20	86.52	31:09.443	166.6
8	29	Louis Rousset	FRA	Pro	8	Forestier Racing CLRT	FRA	Porsche 911 GT3	20	86.52	31:11.050	166.4
9	7	Jérôme Boullery	FRA	Pro-Am	1	Racing Technology	FRA	Porsche 911 GT3	20	86.52	31:11.642	166.4
10	2	Marc Guillot	FRA	Pro-Am	2	HERRERO Racing	FRA	Porsche 911 GT3	20	86.52	31:14.003	166.2
11	38	Sébastien Dussollet	FRA	Pro-Am	3	ABM	FRA	Porsche 911 GT3	20	86.52	31:20.078	165.6
12	89	Bashar Mardini	CAN	Pro-Am	4	Tsunami RT	ITA	Porsche 911 GT3	20	86.52	31:21.520	165.5
13	74	Victor Blugeon	FRA	Pro	9	ABM	FRA	Porsche 911 GT3	20	86.52	31:27.001	165.0
14	921	Fernando Monje	ESP	Pro	10	Martinet by Alméras	FRA	Porsche 911 GT3	20	86.52	31:29.178	164.8
15	76	Louis Perrot	FRA	Pro	11	IMSA LS Group Performance	FRA	Porsche 911 GT3	20	86.52	31:30.493	164.7
16	97	Artem Slutsii	ISR	Pro	12	Target Compétition	ITA	Porsche 911 GT3	20	86.52	31:31.412	164.6
17	73	Sébastien Poisson	FRA	Am	1	ABM	FRA	Porsche 911 GT3	20	86.52	31:34.580	164.4
18	59	Maxence Maurice	FRA	Pro-Am	5	IMSA LS Group Performance	FRA	Porsche 911 GT3	20	86.52	31:35.177	164.3
19	911	Christophe Lapierre	FRA	Pro-Am	6	Martinet by Alméras	FRA	Porsche 911 GT3	20	86.52	31:35.640	164.3
20	49	Karim Ajjani	CHE	Am	2	ABM	FRA	Porsche 911 GT3	20	86.52	31:48.958	163.1
21	12	Ludovic Loetul	FRA	Am	3	Porsche Lorient Racing	FRA	Porsche 911 GT3	20	86.52	31:54.232	162.7
22	24	Alexandre Leroy	BEL	Am	4	TFT Racing	FRA	Porsche 911 GT3	20	86.52	31:55.774	162.5
23	56	Frédéric Ancel	FRA	Pro-Am	7	Porsche Lorient Racing	FRA	Porsche 911 GT3	20	86.52	31:57.960	162.3
24	96	Zakhar Slutsii	ISR	Pro	13	Target Compétition	ITA	Porsche 911 GT3	20	86.52	32:07.425	161.6
25	8	Christian Jaquillard	CHE	Am	5	Racing Technology	FRA	Porsche 911 GT3	20	86.52	32:15.339	160.9
26	66	Gilles Colombani	FRA	Am	6	Team Clairat Sport	FRA	Porsche 911 GT3	20	86.52	32:15.625	160.9
27	78	Dominique Bastien	USA	Am	7	Speedlover	BEL	Porsche 911 GT3	19	82.19	31:50.485	154.8
28	53	Arthur Mathieu	FRA	Pro	14	Martinet by Alméras	FRA	Porsche 911 GT3	19	82.19	29:51.590	165.1





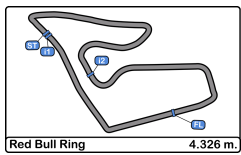
Red Bull Ring
Porsche Carrera Cup France
Race - 1
Lap Analysis



1 Pro Marvin Klein Porsche 911 GT3 Cup							5 Pro Mathys Jaubert Porsche 911 GT3 Cup								
Lap	D	Time	Sector 1	Sector 2	Sector 3	T. Spd	Elapsed	Lap	D	Time	Sector 1	Sector 2	Sector 3	T. Spd	Elapsed
1		1:37.106	26.722	41.628	28.756	231.2	1:37.106	1		1:38.404	27.198	42.295	28.911	226.8	1:38.404
2		1:32.489	22.858	41.033	28.598	234.7	3:09.595	2		1:32.779	22.877	41.106	28.796	234.7	3:11.183
3		1:32.090	22.670	40.722	28.698	235.8	4:41.685	3		1:32.526	22.683	41.094	28.749	236.3	4:43.709
4		1:32.118	22.639	40.855	28.624	235.8	6:13.803	4		1:32.428	22.746	40.908	28.774	235.8	6:16.137
5		1:31.755	22.590	40.637	28.528	236.8	7:45.558	5		1:32.256	22.770	40.773	28.713	236.3	7:48.393
6		1:32.215	22.812	40.746	28.657	236.8	9:17.773	6		1:32.563	22.736	41.068	28.759	236.3	9:20.956
7		1:31.948	22.737	40.688	28.523	236.3	10:49.721	7		1:32.629	22.734	41.164	28.731	236.8	10:53.585
8		1:32.251	22.650	40.750	28.851	236.8	12:21.972	8		1:32.345	22.772	40.881	28.692	236.3	12:25.930
9		1:32.320	22.663	40.829	28.828	237.3	13:54.292	9		1:32.426	22.796	40.918	28.712	236.8	13:58.356
10		1:32.414	22.744	40.836	28.834	236.3	15:26.706	10		1:32.669	22.834	41.034	28.801	236.3	15:31.025
11		1:32.246	22.686	40.926	28.634	236.8	16:58.952	11		1:32.738	22.795	41.054	28.889	236.8	17:03.763
12		1:32.365	22.762	40.799	28.804	236.8	18:31.317	12		1:34.166	22.913	42.046	29.207	232.7	18:37.929
13		1:32.650	22.762	40.928	28.960	237.3	20:03.967	13		1:32.961	22.926	41.179	28.856	236.8	20:10.890
14		1:32.618	22.768	41.024	28.826	236.8	21:36.585	14		1:32.825	22.819	41.179	28.827	237.3	21:43.715
15		1:32.616	22.798	40.877	28.941	236.3	23:09.201	15		1:33.772	22.793	41.634	29.345	236.3	23:17.487
16		1:32.889	23.096	41.049	28.744	234.7	24:42.090	16		1:33.031	22.841	41.297	28.893	237.8	24:50.518
17		1:32.919	22.986	40.966	28.967	236.8	26:15.009	17		1:32.828	22.762	41.223	28.843	237.8	26:23.346
18		1:33.142	22.764	41.493	28.885	237.3	27:48.151	18		1:33.289	22.818	41.538	28.933	236.8	27:56.635
19		1:32.679	22.743	41.017	28.919	236.8	29:20.830	19		1:32.888	22.792	41.096	29.000	236.8	29:29.523
20		1:32.864	22.985	40.921	28.958	236.3	30:53.694	20		1:33.308	22.942	41.135	29.231	236.3	31:02.831

2 Pro-Am Marc Guillot Porsche 911 GT3 Cup							7 Pro-Am Jérôme Boullery Porsche 911 GT3 Cup								
Lap	D	Time	Sector 1	Sector 2	Sector 3	T. Spd	Elapsed	Lap	D	Time	Sector 1	Sector 2	Sector 3	T. Spd	Elapsed
1		1:41.618	29.162	42.779	29.677	227.8	1:41.618	1		1:41.411	28.239	43.453	29.719	210.5	1:41.411
2		1:34.266	22.968	41.960	29.338	234.2	3:15.884	2		1:34.152	22.979	41.783	29.390	236.3	3:15.563
3		1:33.789	23.186	41.604	28.999	236.8	4:49.673	3		1:33.513	23.224	41.275	29.014	236.8	4:49.076
4		1:33.465	22.787	41.189	29.489	237.3	6:23.138	4		1:32.770	22.639	41.057	29.074	237.3	6:21.846
5		1:33.260	22.804	41.311	29.145	238.4	7:56.398	5		1:33.465	22.840	41.210	29.415	237.3	7:55.311
6		1:32.667	22.766	41.102	28.799	237.8	9:29.065	6		1:32.561	22.737	41.138	28.686	236.8	9:27.872
7		1:32.714	22.724	41.132	28.858	238.9	11:01.779	7		1:32.880	22.746	41.241	28.893	238.9	11:00.752
8		1:32.734	22.818	41.030	28.886	238.9	12:34.513	8		1:32.720	22.841	41.031	28.848	237.8	12:33.472
9		1:33.851	22.795	41.855	29.201	237.8	14:08.364	9		1:32.633	22.745	41.117	28.771	238.9	14:06.105
10		1:33.349	23.049	41.371	28.929	237.8	15:41.713	10		1:32.900	22.867	41.151	28.882	238.4	15:39.005
11		1:33.061	22.877	41.174	29.010	237.3	17:14.774	11		1:33.456	22.824	41.702	28.930	238.4	17:12.461
12		1:33.087	22.885	41.171	29.031	237.8	18:47.861	12		1:33.614	23.377	41.282	28.955	236.8	18:46.075
13		1:33.147	22.865	41.212	29.070	238.9	20:21.008	13		1:33.153	22.850	41.367	28.936	238.4	20:19.228
14		1:32.944	22.833	41.067	29.044	238.4	21:53.952	14		1:33.087	22.929	41.306	28.852	239.4	21:52.315
15		1:33.417	23.027	41.256	29.134	237.8	23:27.369	15		1:33.332	22.790	41.430	29.112	237.8	23:25.647
16		1:33.183	22.892	41.303	28.988	238.4	25:00.552	16		1:33.101	22.950	41.246	28.905	238.4	24:58.748
17		1:33.194	22.967	41.265	28.962	238.4	26:33.746	17		1:32.957	22.732	41.438	28.787	237.8	26:31.705
18		1:33.527	22.921	41.540	29.066	238.4	28:07.273	18		1:33.153	22.800	41.417	28.936	237.8	28:04.858
19		1:33.265	22.812	41.395	29.058	238.4	29:40.538	19		1:33.300	22.916	41.298	29.086	237.3	29:38.158
20		1:33.465	22.993	41.343	29.129	237.3	31:14.003	20		1:33.484	23.030	41.327	29.127	235.8	31:11.642





Red Bull Ring
Porsche Carrera Cup France
Race - 1
Lap Analysis



8

Christian Jaquillard

Porsche 911 GT3 Cup **22**

Alessandro Ghiretti

Porsche 911 GT3 Cup

Am

Racing Technology Pro

Martinet by Alméras

Lap	D	Time	Sector 1	Sector 2	Sector 3	T. Spd	Elapsed	Lap	D	Time	Sector 1	Sector 2	Sector 3	T. Spd	Elapsed
1		1:50.421	34.713	44.541	31.167	200.3	1:50.421	1		1:38.880	27.324	42.697	28.859	225.9	1:38.880
2		1:38.524	23.439	43.968	31.117	233.2	3:28.945	2		1:32.947	22.861	41.077	29.009	236.3	3:11.827
3		1:37.998	23.382	43.989	30.627	221.7	5:06.943	3		1:32.335	22.810	40.846	28.679	236.3	4:44.162
4		1:36.968	23.449	42.731	30.788	221.7	6:43.911	4		1:32.277	22.780	40.798	28.699	236.8	6:16.439
5		1:36.316	23.071	42.552	30.693	230.2	8:20.227	5		1:32.290	22.707	40.851	28.732	237.8	7:48.729
6		1:36.371	23.390	42.687	30.294	225.4	9:56.598	6		1:32.491	22.747	40.997	28.747	237.8	9:21.220
7		1:37.159	23.433	43.467	30.259	215.5	11:33.757	7		1:32.671	22.774	41.107	28.790	238.4	10:53.891
8		1:35.374	23.130	42.521	29.723	235.8	13:09.131	8		1:32.415	22.814	40.911	28.690	237.8	12:26.306
9		1:35.795	22.955	41.884	30.956	234.7	14:44.926	9		1:32.357	22.676	40.962	28.719	238.4	13:58.663
10		1:35.699	23.123	42.474	30.102	235.8	16:20.625	10		1:32.632	22.736	41.063	28.833	238.4	15:31.295
11		1:35.729	23.346	42.130	30.253	235.8	17:56.354	11		1:32.819	22.699	41.323	28.797	239.4	17:04.114
12		1:35.187	23.115	42.052	30.020	235.8	19:31.541	12		1:32.741	22.697	41.305	28.739	240.0	18:36.855
13		1:35.047	23.005	42.021	30.021	230.2	21:06.588	13		1:32.761	22.874	41.010	28.877	237.3	20:09.616
14		1:35.295	23.028	42.168	30.099	229.2	22:41.883	14		1:32.558	22.816	40.942	28.800	237.3	21:42.174
15		1:35.032	23.028	42.193	29.811	232.7	24:16.915	15		1:32.575	22.740	40.977	28.858	236.8	23:14.749
16		1:35.516	23.444	42.155	29.917	232.2	25:52.431	16		1:32.516	22.776	40.949	28.791	236.3	24:47.265
17		1:35.792	23.256	42.449	30.087	232.2	27:28.223	17		1:32.737	22.958	40.959	28.820	236.8	26:20.002
18		1:35.978	23.109	42.911	29.958	233.2	29:04.201	18		1:32.994	22.755	41.515	28.724	236.3	27:52.996
19		1:35.757	23.419	42.306	30.032	225.4	30:39.958	19		1:34.497	22.740	42.019	29.738	237.3	29:27.493
20		1:35.381	23.240	41.979	30.162	228.3	32:15.339	20		1:32.831	22.769	41.259	28.803	238.9	31:00.324

12

Ludovic Loeul

Porsche 911 GT3 Cup **24**

Alexandre Leroy

Porsche 911 GT3 Cup

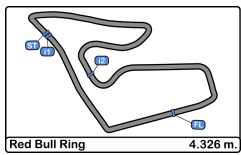
Am

Porsche Lorient Racing Am

TFT Racing

Lap	D	Time	Sector 1	Sector 2	Sector 3	T. Spd	Elapsed	Lap	D	Time	Sector 1	Sector 2	Sector 3	T. Spd	Elapsed
1		1:46.726	32.469	44.325	29.932	204.5	1:46.726	1		1:46.165	31.461	44.446	30.258	205.7	1:46.165
2		1:35.531	23.741	42.195	29.595	232.7	3:22.257	2		1:35.661	23.716	42.028	29.917	230.7	3:21.826
3		1:35.291	23.624	42.250	29.417	223.1	4:57.548	3		1:35.348	23.266	42.031	30.051	233.7	4:57.174
4		1:35.750	24.063	42.135	29.552	223.1	6:33.298	4		1:36.229	24.273	42.039	29.917	225.4	6:33.403
5		1:33.932	23.046	41.494	29.392	235.8	8:07.230	5		1:35.152	23.525	41.872	29.755	229.2	8:08.555
6		1:33.716	22.984	41.352	29.380	236.3	9:40.946	6		1:34.618	23.006	41.674	29.938	234.7	9:43.173
7		1:33.871	22.850	41.530	29.491	224.0	11:14.817	7		1:35.272	23.141	41.991	30.140	234.2	11:18.445
8		1:33.877	23.021	41.563	29.293	232.7	12:48.694	8		1:36.249	23.418	42.543	30.288	233.2	12:54.694
9		1:34.726	23.404	41.736	29.586	234.7	14:23.420	9		1:35.158	23.213	41.981	29.964	230.7	14:29.852
10		1:34.129	23.501	41.352	29.276	235.2	15:57.549	10		1:34.896	23.307	41.698	29.891	234.7	16:04.748
11		1:35.100	22.872	42.485	29.743	239.4	17:32.649	11		1:35.010	23.347	41.576	30.087	232.2	17:39.758
12		1:33.654	22.955	41.477	29.222	237.8	19:06.303	12		1:34.972	23.233	41.726	30.013	234.2	19:14.730
13		1:33.488	22.951	41.344	29.193	237.8	20:39.791	13		1:34.483	23.080	41.629	29.774	237.8	20:49.213
14		1:44.093	22.896	41.366	39.831	236.8	22:23.884	14		1:35.717	23.279	41.745	30.693	235.2	22:24.930
15		1:34.379	23.268	41.594	29.517	234.2	23:58.263	15		1:35.691	23.516	41.974	30.201	234.2	24:00.621
16		1:33.973	22.977	41.639	29.357	236.8	25:32.236	16		1:35.029	23.113	41.822	30.094	237.3	25:35.650
17		1:33.944	23.012	41.827	29.105	236.8	27:06.180	17		1:35.653	23.775	41.876	30.002	234.2	27:11.303
18		1:34.192	22.792	41.585	29.815	237.3	28:40.372	18		1:34.723	23.135	41.641	29.947	236.8	28:46.026
19		1:34.194	23.089	41.690	29.415	236.3	30:14.566	19		1:35.042	23.260	41.921	29.861	236.8	30:21.068
20		1:34.666	23.175	41.689	29.802	234.2	31:49.232	20		1:34.706	23.083	41.744	29.879	235.8	31:55.774





Red Bull Ring
Porsche Carrera Cup France
Race - 1
Lap Analysis



27

Marlon Hernandez

Porsche 911 GT3 Cup **38**

Sébastien Dussolliet

Porsche 911 GT3 Cup

Pro ABM Pro-Am ABM

Lap	D	Time	Sector 1	Sector 2	Sector 3	T. Spd	Elapsed	Lap	D	Time	Sector 1	Sector 2	Sector 3	T. Spd	Elapsed
1		1:41.060	28.617	43.015	29.428	215.1	1:41.060	1		1:41.969	29.461	43.043	29.465	215.5	1:41.969
2		1:34.368	22.925	41.916	29.527	238.4	3:15.428	2		1:34.275	23.030	41.826	29.419	233.7	3:16.244
3		1:33.000	22.879	41.106	29.015	238.9	4:48.428	3		1:34.271	23.007	41.909	29.355	227.8	4:50.515
4		1:32.889	22.736	41.156	28.997	239.4	6:21.317	4		1:33.648	23.199	41.266	29.183	235.8	6:24.163
5		1:32.637	22.818	40.935	28.884	238.4	7:53.954	5		1:33.564	23.090	41.516	28.958	235.8	7:57.727
6		1:32.555	22.648	40.952	28.955	238.4	9:26.509	6		1:33.714	22.821	42.008	28.885	237.8	9:31.441
7		1:32.393	22.680	40.875	28.838	238.9	10:58.902	7		1:33.305	22.975	41.285	29.045	236.8	11:04.746
8		1:33.092	22.694	41.428	28.970	241.0	12:31.994	8		1:33.106	22.878	41.211	29.017	236.8	12:37.852
9		1:32.800	22.762	41.158	28.880	238.9	14:04.794	9		1:33.125	22.923	41.256	28.946	236.8	14:10.977
10		1:32.701	22.691	41.003	29.007	240.0	15:37.495	10		1:32.998	22.833	41.338	28.827	237.3	15:43.975
11		1:32.797	22.773	41.108	28.916	238.4	17:10.292	11		1:33.179	22.912	41.373	28.894	236.3	17:17.154
12		1:32.941	22.775	41.122	29.044	238.4	18:43.233	12		1:33.414	22.864	41.468	29.082	237.3	18:50.568
13		1:32.801	22.744	41.202	28.855	238.9	20:16.034	13		1:33.167	22.874	41.350	28.943	238.4	20:23.735
14		1:33.168	22.696	41.297	29.175	238.9	21:49.202	14		1:33.534	22.884	41.619	29.031	236.8	21:57.269
15		1:33.543	23.170	41.370	29.003	238.9	23:22.745	15		1:33.511	22.757	41.657	29.097	236.3	23:30.780
16		1:33.014	22.894	41.023	29.097	237.8	24:55.759	16		1:33.595	22.894	41.713	28.988	236.8	25:04.375
17		1:32.923	22.771	41.272	28.880	238.9	26:28.682	17		1:33.702	22.957	41.677	29.068	237.8	26:38.077
18		1:33.628	22.838	41.308	29.482	238.4	28:02.310	18		1:33.719	22.876	41.610	29.233	237.3	28:11.796
19		1:33.539	22.943	41.347	29.249	237.3	29:35.849	19		1:34.115	23.027	41.818	29.270	236.8	29:45.911
20		1:33.594	22.956	41.463	29.175	237.3	31:09.443	20		1:34.167	23.002	41.820	29.345	233.2	31:20.078

29

Louis Rousset

Porsche 911 GT3 Cup **49**

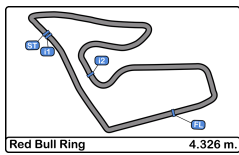
Karim Ajlani

Porsche 911 GT3 Cup

Pro Forestier Racing CLRT Am ABM

Lap	D	Time	Sector 1	Sector 2	Sector 3	T. Spd	Elapsed	Lap	D	Time	Sector 1	Sector 2	Sector 3	T. Spd	Elapsed
1		1:40.473	27.746	43.267	29.460	203.7	1:40.473	1		1:46.473	31.740	44.724	30.009	201.8	1:46.473
2		1:34.670	22.975	42.125	29.570	236.3	3:15.143	2		1:35.560	23.943	42.033	29.584	230.7	3:22.033
3		1:32.848	22.932	40.914	29.002	236.8	4:47.991	3		1:35.414	23.687	41.754	29.973	235.8	4:57.447
4		1:32.643	22.857	41.061	28.725	236.8	6:20.634	4		1:34.971	23.553	41.658	29.760	233.2	6:32.418
5		1:32.424	22.713	41.051	28.660	237.8	7:53.058	5		1:34.096	23.044	41.558	29.494	234.2	8:06.514
6		1:32.607	22.765	40.937	28.905	237.8	9:25.665	6		1:34.185	23.032	41.736	29.417	234.2	9:40.699
7		1:32.607	22.730	41.178	28.699	238.4	10:58.272	7		1:33.903	22.949	41.415	29.539	237.3	11:14.602
8		1:32.739	22.790	41.088	28.861	237.8	12:31.011	8		1:33.901	23.096	41.487	29.318	236.8	12:48.503
9		1:33.280	22.755	41.738	28.787	237.8	14:04.291	9		1:34.579	23.567	41.570	29.442	231.7	14:23.082
10		1:32.865	22.909	40.975	28.981	237.8	15:37.156	10		1:34.013	23.141	41.583	29.289	235.2	15:57.095
11		1:32.441	22.705	41.046	28.690	237.3	17:09.597	11		1:36.793	23.235	43.185	30.373	234.7	17:33.888
12		1:32.796	22.796	40.974	29.026	237.3	18:42.393	12		1:34.986	23.353	41.749	29.884	234.7	19:08.874
13		1:32.932	23.015	41.112	28.805	237.3	20:15.325	13		1:35.687	23.232	42.481	29.974	234.2	20:44.561
14		1:32.818	22.795	41.106	28.917	237.3	21:48.143	14		1:35.578	23.170	42.209	30.199	233.2	22:20.139
15		1:33.025	22.813	41.285	28.927	237.8	23:21.168	15		1:34.439	23.128	41.756	29.555	233.7	23:54.578
16		1:32.869	22.871	41.149	28.849	236.8	24:54.037	16		1:34.638	23.201	41.821	29.616	235.8	25:29.216
17		1:33.130	22.811	41.509	28.810	237.8	26:27.167	17		1:34.793	23.308	41.878	29.607	234.7	27:04.009
18		1:32.864	22.793	41.059	29.012	237.8	28:00.031	18		1:34.946	23.700	41.779	29.467	234.2	28:38.955
19		1:32.944	22.811	41.376	28.757	237.8	29:32.975	19		1:34.932	23.077	41.892	29.963	235.8	30:13.887
20		1:33.075	22.801	41.277	28.997	236.8	31:06.050	20		1:35.071	23.194	41.888	29.989	229.2	31:48.958





Red Bull Ring
Porsche Carrera Cup France
Race - 1
Lap Analysis



53

Arthur Mathieu

Porsche 911 GT3 Cup

59

Maxence Maurice

Porsche 911 GT3 Cup

Pro

Martinet by Alméras

Pro-Am

IMSA LS Group Performance

Lap	D	Time	Sector 1	Sector 2	Sector 3	T. Spd	Elapsed	Lap	D	Time	Sector 1	Sector 2	Sector 3	T. Spd	Elapsed
1		1:42.106	29.160	43.537	29.409	217.3	1:42.106	1		1:44.782	30.674	44.166	29.942	219.0	1:44.782
2		1:34.412	23.050	41.921	29.441	228.8	3:16.518	2		1:34.691	23.207	42.154	29.330	229.7	3:19.473
3		1:34.525	23.019	42.185	29.321	235.8	4:51.043	3		1:34.662	23.392	41.972	29.298	235.2	4:54.135
4		1:33.683	23.014	41.556	29.113	237.3	6:24.726	4		1:33.865	23.050	41.638	29.177	236.3	6:28.000
5		1:34.012	22.822	41.867	29.323	235.2	7:58.738	5		1:34.238	23.394	41.725	29.119	231.2	8:02.238
6		1:34.334	23.506	41.876	28.952	233.2	9:33.072	6		1:33.888	22.979	41.771	29.138	234.2	9:36.126
7		1:33.325	22.855	41.426	29.044	238.9	11:06.397	7		1:33.304	22.828	41.469	29.007	237.8	11:09.430
8		1:33.582	23.050	41.539	28.993	236.8	12:39.979	8		1:33.441	22.839	41.312	29.290	237.8	12:42.871
9		1:33.773	23.116	41.498	29.159	235.8	14:13.752	9		1:33.742	22.927	41.595	29.220	236.3	14:16.613
10		1:33.270	23.003	41.293	28.974	235.8	15:47.022	10		1:33.450	22.972	41.395	29.083	235.8	15:50.063
11		1:33.452	22.920	41.459	29.073	235.8	17:20.474	11		1:33.557	23.099	41.246	29.212	235.8	17:23.620
12		1:33.360	22.979	41.306	29.075	235.8	18:53.834	12		1:33.522	22.905	41.456	29.161	238.4	18:57.142
13		1:33.548	23.045	41.449	29.054	237.3	20:27.382	13		1:33.564	22.890	41.650	29.024	238.4	20:30.706
14		1:33.859	22.914	41.445	29.500	236.3	22:01.241	14		1:33.834	22.936	41.533	29.365	237.3	22:04.540
15		1:34.067	23.069	41.559	29.439	235.2	23:35.308	15		1:34.644	23.005	42.162	29.477	236.3	23:39.184
16		1:34.083	22.937	41.910	29.236	236.3	25:09.391	16		1:34.065	23.177	41.645	29.243	238.4	25:13.249
17		1:33.880	23.026	41.652	29.202	237.3	26:43.271	17		1:33.999	23.017	41.782	29.200	236.3	26:47.248
18		1:34.015	23.043	41.656	29.316	236.8	28:17.286	18		1:33.755	23.109	41.282	29.364	237.8	28:21.003
19		1:34.304	23.135	41.703	29.466	236.8	29:51.590	19		1:33.811	22.932	41.515	29.364	238.4	29:54.814
20		23.019	42.041		236.3			20		1:35.363	23.755	41.387	30.221	236.8	31:30.177

56

Frédéric Ancel

Porsche 911 GT3 Cup

66

Gilles Colombani

Porsche 911 GT3 Cup

Pro-Am

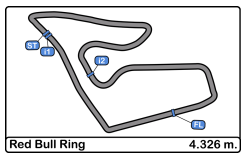
Porsche Lorient Racing

Am

Team Clairet Sport

Lap	D	Time	Sector 1	Sector 2	Sector 3	T. Spd	Elapsed	Lap	D	Time	Sector 1	Sector 2	Sector 3	T. Spd	Elapsed
1		1:45.485	32.194	43.291	30.000	211.7	1:45.485	1		1:50.988	32.248	48.282	30.458	204.1	1:50.988
2		1:34.804	23.290	41.937	29.577	231.2	3:20.289	2		1:37.166	23.549	43.417	30.200	225.9	3:28.154
3		2:00.756	23.112	1:07.789	29.855	237.3	5:21.045	3		1:37.419	24.040	43.301	30.078	225.0	5:05.573
4		1:33.805	23.077	41.470	29.258	233.7	6:54.850	4		1:36.988	23.180	42.777	31.031	231.2	6:42.561
5		1:33.603	22.876	41.300	29.427	235.2	8:28.453	5		1:36.953	23.508	43.053	30.392	231.2	8:19.514
6		1:33.887	22.960	41.420	29.507	235.2	10:02.340	6		1:36.712	23.403	42.815	30.494	225.4	9:56.226
7		1:33.525	22.946	41.148	29.431	236.3	11:35.865	7		1:35.007	23.186	42.399	29.422	232.7	11:31.233
8		1:33.986	22.997	41.420	29.569	236.3	13:09.851	8		1:35.035	23.379	41.945	29.711	231.2	13:06.268
9		1:34.680	23.033	41.387	30.260	237.3	14:44.531	9		1:35.842	23.213	42.639	29.990	232.2	14:42.110
10		1:33.737	22.909	41.346	29.482	235.8	16:18.268	10		1:35.562	23.360	42.431	29.771	230.7	16:17.672
11		1:34.257	23.376	41.526	29.355	235.2	17:52.525	11		1:36.265	23.453	42.814	29.998	234.2	17:53.937
12		1:33.675	22.923	41.324	29.428	234.7	19:26.200	12		1:35.714	23.384	42.346	29.984	236.3	19:29.651
13		1:33.883	23.148	41.427	29.308	235.2	21:00.083	13		1:35.687	23.400	42.440	29.847	232.7	21:05.338
14		1:33.968	23.119	41.305	29.544	234.2	22:34.051	14		1:35.296	23.118	42.302	29.876	234.2	22:40.634
15		1:33.643	22.996	41.185	29.462	235.8	24:07.694	15		1:35.778	23.347	42.294	30.137	235.2	24:16.412
16		1:33.842	22.967	41.294	29.581	235.2	25:41.536	16		1:36.530	23.599	42.988	29.943	234.2	25:52.942
17		1:33.995	23.041	41.486	29.468	235.8	27:15.531	17		1:35.901	23.327	42.109	30.465	235.2	27:28.843
18		1:34.428	23.194	41.615	29.619	235.2	28:49.959	18		1:36.126	23.248	42.621	30.257	238.4	29:04.969
19		1:33.904	23.296	41.201	29.407	235.2	30:23.863	19		1:35.793	23.423	42.206	30.164	235.2	30:40.762
20		1:34.097	23.125	41.348	29.624	235.2	31:57.960	20		1:34.863	23.188	42.135	29.540	236.3	32:15.625





Red Bull Ring
Porsche Carrera Cup France
Race - 1
Lap Analysis



73

Sébastien Poisson

Porsche 911 GT3 Cup **76**

Louis Perrot

Porsche 911 GT3 Cup

Am

ABM Pro

IMSA LS Group Performance

Lap	D	Time	Sector 1	Sector 2	Sector 3	T. Spd	Elapsed	Lap	D	Time	Sector 1	Sector 2	Sector 3	T. Spd	Elapsed
1		1:42.805	29.640	43.636	29.529	216.8	1:42.805	1		1:40.169	27.353	43.446	29.370	215.5	1:40.169
2		1:35.666	23.308	42.944	29.414	235.2	3:18.471	2		1:33.147	22.950	41.272	28.925	236.8	3:13.316
3		1:34.531	23.597	41.853	29.081	234.7	4:53.002	3		1:33.185	22.824	41.102	29.259	238.9	4:46.501
4		1:33.656	23.044	41.568	29.044	237.3	6:26.658	4		1:32.582	22.669	41.156	28.757	237.8	6:19.083
5		1:34.510	23.616	41.610	29.284	237.8	8:01.168	5		1:32.366	22.729	40.919	28.718	237.8	7:51.449
6		1:35.500	23.732	42.440	29.328	227.3	9:36.668	6		1:32.437	22.674	41.106	28.657	238.4	9:23.886
7		1:33.421	22.842	41.524	29.055	238.9	11:10.089	7		1:32.422	22.699	40.991	28.732	238.9	10:56.308
8		1:33.444	22.924	41.421	29.099	237.8	12:43.533	8		1:32.503	22.778	41.013	28.712	238.4	12:28.811
9		1:33.629	22.864	41.445	29.320	236.8	14:17.162	9		1:32.623	22.661	41.016	28.946	238.9	14:01.434
10		1:33.917	22.886	41.634	29.397	234.7	15:51.079	10		1:32.821	22.742	41.230	28.849	238.9	15:34.255
11		1:35.093	23.089	42.700	29.304	237.3	17:26.172	11		1:32.605	22.712	41.003	28.890	238.4	17:06.860
12		1:33.875	23.025	41.619	29.231	236.3	19:00.047	12		1:33.570	22.630	41.803	29.137	238.9	18:40.430
13		1:33.942	23.056	41.773	29.113	237.8	20:33.989	13		1:33.014	22.631	41.094	29.289	239.4	20:13.444
14		1:33.950	23.053	41.645	29.252	236.8	22:07.939	14		1:32.814	22.841	41.044	28.929	237.8	21:46.258
15		1:33.960	22.992	41.640	29.328	237.8	23:41.899	15		1:32.979	22.738	41.305	28.936	238.9	23:19.237
16		1:33.858	23.153	41.535	29.170	238.4	25:15.757	16		1:37.939 P	22.822	41.437	33.680	238.9	24:57.176
17		1:34.438	22.972	41.959	29.507	238.4	26:50.195	17		1:48.896	38.406	41.564	28.926	235.8	26:46.072
18		1:33.928	22.924	41.689	29.315	239.4	28:24.123	18		1:33.259	22.732	41.248	29.279	238.4	28:19.331
19		1:35.449	22.980	42.205	30.264	237.8	29:59.572	19		1:32.998	22.772	41.309	28.917	238.4	29:52.329
20		1:35.008	23.149	41.579	30.280	237.8	31:34.580	20		1:33.164	22.709	41.381	29.074	238.9	31:25.493

74

Victor Blugeon

Porsche 911 GT3 Cup **77**

Jérémy Sarhy

Porsche 911 GT3 Cup

Pro

ABM Pro

Racing Technology

Lap	D	Time	Sector 1	Sector 2	Sector 3	T. Spd	Elapsed	Lap	D	Time	Sector 1	Sector 2	Sector 3	T. Spd	Elapsed
1		1:46.021	32.880	43.224	29.917	211.7	1:46.021	1		1:39.623	27.498	42.984	29.141	213.8	1:39.623
2		1:34.493	23.027	42.032	29.434	227.8	3:20.514	2		1:33.046	22.809	41.217	29.020	237.8	3:12.669
3		1:34.138	23.004	42.308	28.826	235.2	4:54.652	3		1:32.729	22.831	40.999	28.899	239.4	4:45.398
4		1:33.546	22.964	41.550	29.032	234.2	6:28.198	4		1:32.648	22.722	41.013	28.913	239.4	6:18.046
5		1:33.400	23.191	41.298	28.911	226.8	8:01.598	5		1:32.424	22.688	40.977	28.759	238.9	7:50.470
6		1:33.828	23.215	41.496	29.117	230.2	9:35.426	6		1:32.412	22.658	41.040	28.714	239.4	9:22.882
7		1:33.125	22.673	41.299	29.153	238.4	11:08.551	7		1:32.396	22.672	40.900	28.824	239.4	10:55.278
8		1:33.013	22.860	41.236	28.917	235.8	12:41.564	8		1:32.534	22.753	41.011	28.770	240.5	12:27.812
9		1:33.513	22.819	41.520	29.174	235.2	14:15.077	9		1:32.741	22.798	41.091	28.852	240.0	14:00.553
10		1:33.242	22.915	41.277	29.050	232.7	15:48.319	10		1:32.470	22.793	40.822	28.855	240.0	15:33.023
11		1:34.456	23.267	42.034	29.155	233.2	17:22.775	11		1:32.659	22.791	40.973	28.895	239.4	17:05.682
12		1:33.030	22.801	41.207	29.022	236.3	18:55.805	12		1:32.984	22.682	41.239	29.063	239.4	18:38.666
13		1:32.971	22.869	41.165	28.937	237.3	20:28.776	13		1:32.887	22.823	41.110	28.954	240.0	20:11.553
14		1:33.751	22.967	41.777	29.007	234.2	22:02.527	14		1:33.472	22.933	41.558	28.981	234.2	21:45.025
15		1:33.186	22.818	41.217	29.151	236.8	23:35.713	15		1:33.064	22.753	41.164	29.147	240.0	23:18.089
16		1:33.008	22.828	41.307	28.873	238.4	25:08.721	16		1:33.332	22.792	41.259	29.281	240.5	24:51.421
17		1:33.216	22.836	41.525	28.855	236.3	26:41.937	17		1:33.059	22.789	41.198	29.072	240.5	26:24.480
18		1:33.370	23.035	41.339	28.996	234.7	28:15.307	18		1:32.819	22.729	41.215	28.875	241.0	27:57.299
19		1:33.408	23.065	41.341	29.002	235.8	29:48.715	19		1:32.769	22.612	41.122	29.035	240.5	29:30.068
20		1:33.286	23.086	41.224	28.976	233.2	31:22.001	20		1:33.116	22.664	41.260	29.192	238.9	31:03.184





Red Bull Ring
Porsche Carrera Cup France
Race - 1
Lap Analysis



78

Dominique Bastien

Porsche 911 GT3 Cup

96

Zakhar Slutskii

Porsche 911 GT3 Cup

Am							Speedlover		Pro							Target Compétition	
Lap	D	Time	Sector 1	Sector 2	Sector 3	T. Spd	Elapsed	Lap	D	Time	Sector 1	Sector 2	Sector 3	T. Spd	Elapsed		
1		1:49.125	33.460	44.980	30.685	198.1	1:49.125	1		1:39.734	27.914	42.754	29.066	225.4	1:39.734		
2		1:37.876	23.643	43.545	30.688	225.4	3:27.001	2		1:33.214	22.891	41.252	29.071	235.8	3:12.948		
3		1:37.564	23.899	43.395	30.270	230.2	5:04.565	3		1:32.732	22.891	40.936	28.905	238.9	4:45.680		
4		1:37.407	23.463	43.308	30.636	232.2	6:41.972	4		1:32.640	22.888	40.915	28.837	238.9	6:18.320		
5		1:37.229	23.579	43.386	30.264	231.2	8:19.201	5		1:32.488	22.788	40.972	28.728	238.9	7:50.808		
6		1:36.720	23.443	42.942	30.335	233.2	9:55.921	6		1:39.491 P	22.786	41.014	35.691	238.9	9:30.299		
7		1:38.679	23.790	43.638	31.251	224.0	11:34.600	7		1:48.554	38.554	41.179	28.821	235.8	11:18.853		
8		1:38.072	23.560	43.567	30.945	234.7	13:12.672	8		1:33.352	23.176	41.184	28.992	235.8	12:52.205		
9		1:37.962	23.631	43.518	30.813	233.7	14:50.634	9		1:32.568	22.777	40.939	28.852	237.3	14:24.773		
10		1:37.625	23.725	43.061	30.839	231.7	16:28.259	10		1:33.123	22.864	41.250	29.009	238.4	15:57.896		
11		1:37.457	23.614	43.250	30.593	232.7	18:05.716	11		1:33.582	22.863	41.867	28.852	238.4	17:31.478		
12		1:37.561	23.515	43.425	30.621	227.8	19:43.277	12		1:32.933	22.886	41.135	28.912	237.3	19:04.411		
13		1:37.716	23.716	43.339	30.661	229.7	21:20.993	13		1:32.473	22.735	41.039	28.699	238.4	20:36.884		
14		1:38.292	23.717	43.521	31.054	231.7	22:59.285	14		1:33.549	22.932	41.462	29.155	237.8	22:10.433		
15		1:38.011	23.747	43.354	30.910	231.7	24:37.296	15		1:34.092	22.847	42.168	29.077	236.3	23:44.525		
16		1:37.555	23.621	43.201	30.733	229.7	26:14.851	16		1:34.036	23.452	41.362	29.222	225.0	25:18.561		
17		1:47.326	25.140	49.498	32.688	211.7	28:02.177	17		1:32.921	22.769	41.228	28.924	239.4	26:51.482		
18		1:42.863	25.854	46.297	30.712	176.7	29:45.040	18		1:33.599	22.803	41.623	29.173	240.5	28:25.081		
19		2:05.445 P	27.233	43.532	54.680	208.8	31:50.485	19		1:33.985	22.854	41.532	29.599	240.0	29:59.066		
20								20		1:33.359	22.727	41.231	29.401	238.9	31:32.425		

89

Bashar Mardini

Porsche 911 GT3 Cup

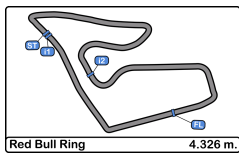
97

Artem Slutskii

Porsche 911 GT3 Cup

Pro-Am							Tsunami RT		Pro							Target Compétition	
Lap	D	Time	Sector 1	Sector 2	Sector 3	T. Spd	Elapsed	Lap	D	Time	Sector 1	Sector 2	Sector 3	T. Spd	Elapsed		
1		1:43.034	28.814	44.754	29.466	223.1	1:43.034	1		1:40.673	28.061	43.122	29.490	226.4	1:40.673		
2		1:33.728	23.169	41.287	29.272	240.5	3:16.762	2		1:33.543	22.976	41.672	28.895	236.8	3:14.216		
3		1:34.577	23.143	42.209	29.225	219.0	4:51.339	3		1:32.705	22.792	41.065	28.848	236.3	4:46.921		
4		1:34.012	23.382	41.431	29.199	235.2	6:25.351	4		1:32.541	22.764	41.019	28.758	236.3	6:19.462		
5		1:33.573	22.844	41.551	29.178	239.4	7:58.924	5		1:32.619	22.769	41.051	28.799	238.4	7:52.081		
6		1:33.749	23.240	41.628	28.881	235.8	9:32.673	6		1:38.921 P	22.745	41.127	35.049	237.3	9:31.002		
7		1:32.883	22.846	41.200	28.837	238.4	11:05.556	7		1:48.468	38.543	40.996	28.929	234.7	11:19.470		
8		1:33.147	22.932	41.245	28.970	236.8	12:38.703	8		1:33.124	22.759	41.464	28.901	232.7	12:52.594		
9		1:33.169	22.892	41.227	29.050	236.8	14:11.872	9		1:32.722	22.715	41.086	28.921	236.8	14:25.316		
10		1:33.080	22.877	41.255	28.948	237.3	15:44.952	10		1:32.887	22.743	41.118	29.026	234.7	15:58.203		
11		1:33.315	22.853	41.458	29.004	237.8	18:51.602	11		1:33.996	22.709	42.264	29.023	227.3	17:32.199		
12		1:33.498	22.863	41.552	29.083	238.9	20:25.100	12		1:32.949	22.755	41.319	28.875	237.8	19:05.148		
13		1:33.610	22.913	41.542	29.155	237.8	21:58.710	13		1:32.764	22.756	41.221	28.787	237.8	20:37.912		
14		1:33.448	22.916	41.366	29.166	237.8	23:32.158	14		1:33.043	22.797	41.184	29.062	236.3	22:10.955		
15		1:33.611	22.890	41.502	29.219	237.8	25:05.769	15		1:33.958	22.855	42.000	29.103	236.3	23:44.913		
16		1:33.612	22.904	41.504	29.204	237.8	26:39.381	16		1:32.932	22.785	41.263	28.884	238.9	25:17.845		
17		1:33.798	22.959	41.525	29.314	237.3	28:13.179	17		1:33.308	22.919	41.386	29.003	237.8	26:51.153		
18		1:33.957	22.984	41.568	29.405	237.8	29:47.136	18		1:33.290	22.775	41.368	29.147	237.8	28:24.443		
19		1:34.384	23.429	41.569	29.386	236.3	31:21.520	19		1:33.315	22.849	41.489	28.977	238.4	29:57.758		
20								20		1:33.654	22.971	41.285	29.398	236.8	31:31.412		





Red Bull Ring
Porsche Carrera Cup France
Race - 1
Lap Analysis



98

Dorian Boccolacci

Porsche 911 GT3 Cup **911**

Christophe Lapierre

Porsche 911 GT3 Cup

Pro

Forestier Racing CLRT

Pro-Am

Martinet by Alméras

Lap	D	Time	Sector 1	Sector 2	Sector 3	T. Spd	Elapsed	Lap	D	Time	Sector 1	Sector 2	Sector 3	T. Spd	Elapsed
1		1:43.209	30.895	43.077	29.237	218.1	1:43.209	1		1:44.451	30.547	44.138	29.766	207.2	1:44.451
2		1:33.686	23.092	41.568	29.026	224.0	3:16.895	2		1:34.641	23.354	42.091	29.196	233.2	3:19.092
3		1:33.604	22.944	41.451	29.209	231.2	4:50.499	3		1:34.642	23.095	42.456	29.091	221.7	4:53.734
4		1:32.281	22.861	40.606	28.814	238.9	6:22.780	4		1:34.032	22.951	41.813	29.268	232.7	6:27.766
5		1:31.961	22.628	40.634	28.699	239.4	7:54.741	5		1:33.632	23.134	41.412	29.086	236.3	8:01.398
6		1:32.165	22.576	41.056	28.533	239.4	9:26.906	6		1:33.793	23.290	41.485	29.018	232.7	9:35.191
7		1:32.192	22.515	40.880	28.797	237.8	10:59.098	7		1:32.866	22.807	41.186	28.873	231.7	11:08.057
8		1:32.177	22.601	40.799	28.777	240.0	12:31.275	8		1:33.286	22.815	41.514	28.957	237.8	12:41.343
9		1:32.199	22.598	41.142	28.459	240.5	14:03.474	9		1:33.519	22.809	41.532	29.178	236.3	14:14.862
10		1:32.019	22.659	40.765	28.595	238.9	15:35.493	10		1:33.263	22.845	41.184	29.234	238.9	15:48.125
11		1:31.949	22.673	40.768	28.508	238.9	17:07.442	11		1:35.071	23.440	42.176	29.455	233.7	17:23.196
12		1:32.083	22.598	40.851	28.634	239.4	18:39.525	12		1:33.306	22.846	41.269	29.191	237.3	18:56.502
13		1:32.095	22.693	40.686	28.716	240.0	20:11.620	13		1:33.373	22.847	41.282	29.244	237.3	20:29.875
14		1:32.539	22.681	41.168	28.690	241.6	21:44.159	14		1:33.969	22.951	41.547	29.471	236.3	22:03.844
15		1:32.211	22.644	41.006	28.561	239.4	23:16.370	15		1:35.046	23.160	42.426	29.460	235.8	23:38.890
16		1:32.105	22.685	40.749	28.671	238.9	24:48.475	16		1:33.832	22.878	41.763	29.191	237.8	25:12.722
17		1:31.824	22.616	40.670	28.538	239.4	26:20.299	17		1:34.935	23.620	42.266	29.049	235.2	26:47.657
18		1:32.963	22.573	41.546	28.844	237.8	27:53.262	18		1:33.690	22.921	41.400	29.369	236.3	28:21.347
19		1:33.990	22.645	42.208	29.137	240.5	29:27.252	19		1:33.687	22.933	41.466	29.288	237.3	29:55.034
20		1:32.606	22.714	41.177	28.715	237.3	30:59.858	20		1:35.606	23.864	41.519	30.223	236.8	31:30.640

99

Benjamin Paque

Porsche 911 GT3 Cup **921**

Fernando Monje

Porsche 911 GT3 Cup

Pro

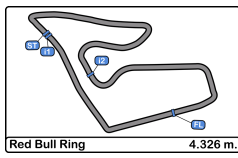
Forestier Racing CLRT

Pro

Martinet by Alméras

Lap	D	Time	Sector 1	Sector 2	Sector 3	T. Spd	Elapsed	Lap	D	Time	Sector 1	Sector 2	Sector 3	T. Spd	Elapsed
1		1:43.816	31.349	42.894	29.573	217.7	1:43.816	1		1:43.620	30.118	43.688	29.814	220.4	1:43.620
2		1:33.945	23.784	41.225	28.936	239.4	3:17.761	2		1:35.081	23.677	42.128	29.276	232.2	3:18.701
3		1:33.619	22.744	41.821	29.054	237.3	4:51.380	3		1:34.634	23.413	42.103	29.118	223.1	4:53.335
4		1:33.558	23.025	41.442	29.091	238.9	6:24.938	4		1:33.459	23.038	41.544	28.877	234.7	6:26.794
5		1:33.041	22.619	41.440	28.982	240.5	7:57.979	5		1:33.930	23.293	41.474	29.163	234.2	8:00.724
6		1:32.680	22.794	41.117	28.769	241.0	9:30.659	6		1:33.472	23.010	41.484	28.978	236.3	9:34.196
7		1:31.872	22.588	40.664	28.620	240.0	11:02.531	7		1:33.278	22.839	41.357	29.082	238.4	11:07.474
8		1:32.399	22.557	40.904	28.938	240.5	12:34.930	8		1:33.320	22.922	41.446	28.952	237.3	12:40.794
9		1:32.379	22.651	41.010	28.718	238.9	14:07.309	9		1:33.422	23.033	41.335	29.054	236.3	14:14.216
10		1:32.108	22.586	40.759	28.763	240.0	15:39.417	10		1:33.212	22.867	41.387	28.958	237.8	15:47.428
11		1:32.241	22.640	40.950	28.651	241.6	17:11.658	11		1:33.379	22.852	41.437	29.090	236.3	17:20.807
12		1:32.191	22.590	40.893	28.708	240.0	18:43.849	12		1:33.814	22.891	41.539	29.384	238.4	18:54.621
13		1:32.639	22.611	40.996	29.032	241.6	20:16.488	13		1:33.853	22.897	41.670	29.286	238.4	20:28.474
14		1:32.780	22.668	41.088	29.024	241.0	21:49.268	14		1:35.001	23.121	42.400	29.480	229.2	22:03.475
15		1:32.730	22.857	41.185	28.688	240.5	23:21.998	15		1:35.017	23.424	42.268	29.325	235.2	23:38.492
16		1:32.592	22.594	40.931	29.067	241.0	24:54.590	16		1:34.035	22.936	41.859	29.240	237.8	25:12.527
17		1:33.133	22.511	41.757	28.865	241.6	26:27.723	17		1:34.206	23.449	41.520	29.237	237.8	26:46.733
18		1:32.619	22.645	41.009	28.965	241.6	28:00.342	18		1:33.693	22.889	41.429	29.375	237.8	28:20.426
19		1:32.940	22.805	41.389	28.746	240.5	29:33.282	19		1:33.716	22.939	41.504	29.273	238.4	29:54.142
20		1:32.961	22.765	41.175	29.021	239.4	31:06.243	20		1:35.036	23.034	41.656	30.346	237.3	31:29.178





Red Bull Ring
Porsche Carrera Cup France
Race - 1
Analysis by Lap



Num	Lap Time	Gap
Lap 1		
1	1:37.106	
5	1:38.404	01.298
22	1:38.880	01.774
77	1:39.623	02.517
96	1:39.734	02.628
76	1:40.169	03.063
29	1:40.473	03.367
97	1:40.673	03.567
27	1:41.060	03.954
7	1:41.411	04.305
2	1:41.618	04.512
38	1:41.969	04.863
53	1:42.106	05.000
73	1:42.805	05.699
89	1:43.034	05.928
98	1:43.209	06.103
921	1:43.620	06.514
99	1:43.816	06.710
911	1:44.451	07.345
59	1:44.782	07.676
56	1:45.485	08.379
74	1:46.021	08.915
24	1:46.165	09.059
49	1:46.473	09.367
12	1:46.726	09.620
78	1:49.125	12.019
8	1:50.421	13.315
66	1:50.988	13.882

Num	Lap Time	Gap
Lap 2		
1	1:32.489	
5	1:32.779	01.588
22	1:32.947	02.232
77	1:33.046	03.074
96	1:33.214	03.353
76	1:33.147	03.721
97	1:33.543	04.621
29	1:34.670	05.548
27	1:34.368	05.833
7	1:34.152	05.968
2	1:34.266	06.289
38	1:34.275	06.649
53	1:34.412	06.923
89	1:33.728	07.167
98	1:33.686	07.300
99	1:33.945	08.166
73	1:35.666	08.876
921	1:35.081	09.106
911	1:34.641	09.497
59	1:34.691	09.878
56	1:34.804	10.694
74	1:34.493	10.919
24	1:35.661	12.231
49	1:35.560	12.438
12	1:35.531	12.662
78	1:37.876	17.406

Num	Lap Time	Gap
Lap 3		
1	1:32.090	
5	1:32.526	02.024
22	1:32.335	02.477
77	1:32.729	03.713
96	1:32.732	03.995
76	1:33.185	04.816
97	1:32.705	05.236
29	1:32.848	06.306
27	1:33.000	06.743
7	1:33.513	07.391
2	1:33.789	07.988
98	1:33.604	08.814
38	1:34.271	08.830
53	1:34.525	09.358
89	1:34.577	09.654
99	1:33.619	09.695
73	1:34.531	11.317
921	1:34.634	11.650
911	1:34.642	12.049
59	1:34.662	12.450
74	1:34.138	12.967
24	1:35.348	15.489
49	1:35.414	15.762
12	1:35.291	15.863
78	1:37.564	22.880
66	1:37.419	23.888
8	1:37.998	25.258
56	2:00.756	39.360

Num	Lap Time	Gap
Lap 4		
1	1:32.118	
5	1:32.428	02.334
22	1:32.277	02.636
77	1:32.648	04.243
96	1:32.640	04.517
76	1:32.582	05.280
97	1:32.541	05.659
29	1:32.643	06.831
27	1:32.889	07.514
7	1:32.770	08.043
98	1:32.281	08.977
2	1:33.465	09.335
38	1:33.648	10.360
53	1:33.683	10.923
99	1:33.558	11.135
89	1:34.012	11.548
73	1:33.656	12.855
921	1:33.459	12.991
911	1:34.032	13.963
59	1:33.865	14.197
74	1:33.546	14.395
49	1:34.971	18.615
12	1:35.750	19.495

Num	Lap Time	Gap
Lap 5		
1	1:31.755	
5	1:32.256	02.835
22	1:32.290	03.171
77	1:32.424	04.912
96	1:32.488	05.250
76	1:32.366	05.891
97	1:32.619	06.523
29	1:32.424	07.500
27	1:32.637	08.396
98	1:31.961	09.183
7	1:33.465	09.753
2	1:33.260	10.840
38	1:33.564	12.169
99	1:33.041	12.421
53	1:34.012	13.180
89	1:33.573	13.366
921	1:33.930	15.166
73	1:34.510	15.610
911	1:33.632	15.840
74	1:33.400	16.040
59	1:34.238	16.680
49	1:34.096	20.956
12	1:33.932	21.672
24	1:35.152	22.997
78	1:37.229	33.643
66	1:36.953	33.956
8	1:36.316	34.669
56	1:33.603	42.895

Num	Lap Time	Gap
Lap 6		
1	1:32.215	
5	1:32.563	03.183
22	1:32.491	03.447
77	1:32.412	05.109
96	1:32.437	06.113
29	1:32.607	07.892
27	1:32.555	08.736
98	1:32.165	09.133
7	1:32.561	10.099
2	1:32.667	11.292
96	1:39.491	12.526
99	1:32.680	12.886
97	1:38.921	13.229
38	1:33.714	13.668
89	1:33.749	14.900
53	1:34.334	15.299
921	1:33.472	16.423
911	1:33.793	17.418
74	1:33.828	17.653
59	1:33.888	18.353

Num	Lap Time	Gap
Lap 7		
1	1:31.948	
5	1:32.629	03.864
22	1:32.671	04.170
77	1:32.396	05.557
76	1:32.422	06.587
29	1:32.607	08.551
27	1:32.393	09.181
98	1:32.192	09.377
7	1:32.880	11.031
2	1:32.714	12.058
99	1:31.872	12.810
38	1:33.305	15.025
89	1:32.883	15.835
53	1:33.325	16.676
921	1:33.278	17.753
911	1:32.866	18.336
74	1:33.125	18.830
59	1:33.304	19.709
73	1:33.421	20.368
49	1:33.903	24.881
12	1:33.871	25.096
24	1:35.272	28.724
96	1:48.554	29.132
97	1:48.468	29.749
66	1:35.007	41.512
8	1:37.159	44.036
78	1:38.679	44.879
56	1:33.525	46.144

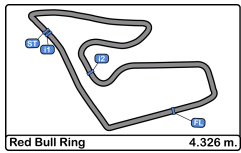
Num	Lap Time	Gap
Lap 8		
1	1:32.251	
5	1:32.345	03.958
22	1:32.415	04.334
77	1:32.534	05.840
76	1:32.503	06.839
29	1:32.739	09.039
98	1:32.177	09.303
27	1:33.092	10.022
7	1:32.720	11.500
2	1:32.734	12.541
99	1:32.399	12.958
38	1:33.106	15.880
89	1:33.147	16.731
53	1:33.582	18.007
921	1:33.320	18.822
911	1:33.286	19.371
74	1:33.013	19.592

Num	Lap Time	Gap
Lap 9		
1	1:32.320	
5	1:32.426	04.064
22	1:32.357	04.371
77	1:32.741	06.261
76	1:32.623	07.142
98	1:32.199	09.182
29	1:33.280	09.999
27	1:32.800	10.502
7	1:32.633	11.813
99	1:32.379	13.017
2	1:33.851	14.072
38	1:33.125	16.685
89	1:33.169	17.580
53	1:33.773	19.460
921	1:33.422	19.924
911	1:33.519	20.570
74	1:33.513	20.785
59	1:33.742	22.321
73	1:33.629	22.870
49	1:34.579	28.790
12	1:34.726	29.128
96	1:32.568	30.481
97	1:32.722	31.024
24	1:35.158	35.560
66	1:35.842	47.818
56	1:34.680	50.239
8	1:35.795	50.634
78	1:37.962	56.342

Num	Lap Time	Gap
Lap 10		
1	1:32.414	
5	1:32.669	04.319
22	1:32.632	04.589
77	1:32.470	06.317
76	1:32.821	07.549
98	1:32.019	08.787
29	1:32.865	10.450
27	1:32.701	10.789
7	1:32.900	12.299
99	1:32.108	12.711
2	1:33.349	15.007
38	1:32.998	17.269
89	1:33.080	18.246
53	1:33.270	20.316

Num	Lap Time	Gap
Lap 11		
1	1:32.414	
5	1:32.669	04.319
22	1:32.632	04.589
77	1:32.470	06.317
76	1:32.821	07.549
98	1:32.019	08.787
29	1:32.865	10.450
27	1:32.701	10.789
7	1:32.900	12.299
99	1:32.108	12.711
2	1:33.349	15.007
38	1:32.998	17.269
89	1:33.080	18.246
53	1:33.270	20.316





Red Bull Ring
Porsche Carrera Cup France
Race - 1



Analysis by Lap

Num	Lap Time	Gap
921	1:33.212	20.722
911	1:33.263	21.419
74	1:33.242	21.613
59	1:33.450	23.357
73	1:33.917	24.373
49	1:34.013	30.389
12	1:34.129	30.843
96	1:33.123	31.190
97	1:32.887	31.497
24	1:34.896	38.042
66	1:35.562	50.966
56	1:33.737	51.562
8	1:35.699	53.919
78	1:37.625	1:01.553
Num	Lap Time	Gap
Lap 11		
1	1:32.246	
5	1:32.738	04.811
22	1:32.819	05.162
77	1:32.659	06.730
76	1:32.605	07.908
98	1:31.949	08.490
29	1:32.441	10.645
27	1:32.797	11.340
99	1:32.241	12.706
7	1:33.456	13.509
2	1:33.061	15.822
38	1:33.179	18.202
89	1:33.335	19.335
53	1:33.452	21.522
921	1:33.379	21.855
74	1:34.456	23.823
911	1:35.071	24.244
59	1:33.557	24.668
73	1:35.093	27.220
96	1:33.582	32.526
97	1:33.996	33.247
12	1:35.100	33.697
49	1:36.793	34.936
24	1:35.010	40.806
56	1:34.257	53.573
66	1:36.265	54.985
8	1:35.729	57.402
78	1:37.457	1:06.764
Num	Lap Time	Gap
Lap 12		
1	1:32.365	
22	1:32.741	05.538
5	1:34.166	06.612
77	1:32.984	07.349
98	1:32.083	08.208
76	1:33.570	09.113
29	1:32.796	11.076
27	1:32.941	11.916
99	1:32.191	12.532
7	1:33.614	14.758
2	1:33.087	16.544

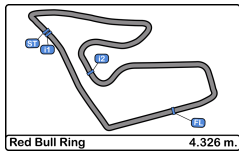
Num	Lap Time	Gap
38	1:33.414	19.251
89	1:33.315	20.285
53	1:33.360	22.517
921	1:33.814	23.304
74	1:33.030	24.488
911	1:33.306	25.185
59	1:33.522	25.825
73	1:33.875	28.730
96	1:32.933	33.094
97	1:32.949	33.831
12	1:33.654	34.986
49	1:34.986	37.557
24	1:34.972	43.413
56	1:33.675	54.883
66	1:35.714	58.334
8	1:35.187	1:00.224
78	1:37.561	1:11.960
Num	Lap Time	Gap
Lap 13		
1	1:32.650	
22	1:32.761	05.649
5	1:32.961	06.923
77	1:32.887	07.586
98	1:32.095	07.653
76	1:33.014	09.477
29	1:32.932	11.358
27	1:32.801	12.067
99	1:32.639	12.521
7	1:33.153	15.261
2	1:33.147	17.041
38	1:33.167	19.768
89	1:33.498	21.133
53	1:33.548	23.415
921	1:33.853	24.507
74	1:32.971	24.809
911	1:33.373	25.908
59	1:33.564	26.739
73	1:33.942	30.022
96	1:32.473	32.917
97	1:32.764	33.945
12	1:33.488	35.824
49	1:35.687	40.594
24	1:34.483	45.246
56	1:33.883	56.116
66	1:35.687	1:01.371
8	1:35.047	1:02.621
78	1:37.716	1:17.026
Num	Lap Time	Gap
Lap 14		
1	1:32.618	
22	1:32.558	05.589
5	1:32.825	07.130
98	1:32.539	07.574
77	1:33.472	08.440
76	1:32.814	09.673
29	1:32.818	11.558
27	1:33.168	12.617

Num	Lap Time	Gap
99	1:32.780	12.683
7	1:33.087	15.730
2	1:32.944	17.367
38	1:33.534	20.684
89	1:33.610	22.125
53	1:33.859	24.656
74	1:33.751	25.942
921	1:35.001	26.890
911	1:33.969	27.259
59	1:33.834	27.955
73	1:33.950	31.354
96	1:33.549	33.848
97	1:33.043	34.370
49	1:35.578	43.554
12	1:44.093	47.299
24	1:35.717	48.345
56	1:33.968	57.466
66	1:35.296	1:04.049
8	1:35.295	1:05.298
78	1:38.292	1:22.700
Num	Lap Time	Gap
Lap 15		
1	1:32.616	
22	1:32.575	05.548
98	1:32.211	07.169
5	1:33.772	08.286
77	1:33.064	08.888
76	1:32.979	10.036
29	1:33.025	11.967
99	1:32.730	12.797
27	1:33.543	13.544
7	1:33.332	16.446
2	1:33.417	18.168
38	1:33.511	21.579
89	1:33.448	22.957
53	1:34.067	26.107
74	1:33.186	26.512
921	1:35.017	29.291
911	1:35.046	29.689
59	1:34.644	29.983
73	1:33.960	32.698
96	1:34.092	35.324
97	1:33.958	35.712
49	1:34.439	45.377
12	1:34.379	49.062
24	1:35.691	51.420
56	1:33.643	58.493
66	1:35.778	1:07.211
8	1:35.032	1:07.714
78	1:38.011	1:28.095
Num	Lap Time	Gap
Lap 16		
1	1:32.889	
22	1:32.516	05.175
98	1:32.105	06.385
5	1:33.031	08.428
77	1:33.332	09.331

Num	Lap Time	Gap
29	1:32.869	11.947
99	1:32.592	12.500
27	1:33.014	13.669
76	1:37.939	15.086
7	1:33.101	16.658
2	1:33.183	18.462
38	1:33.595	22.285
89	1:33.611	23.679
74	1:33.008	26.631
53	1:34.083	27.301
921	1:34.035	30.437
911	1:33.832	30.632
59	1:34.065	31.159
73	1:33.858	33.667
97	1:32.932	35.755
96	1:34.036	36.471
49	1:34.638	47.126
12	1:33.973	50.146
24	1:35.029	53.560
56	1:33.842	59.446
8	1:35.516	1:10.341
66	1:36.530	1:10.852
78	1:37.555	1:32.761
Num	Lap Time	Gap
Lap 17		
1	1:32.919	
22	1:32.737	04.993
98	1:31.824	05.290
5	1:32.828	08.337
77	1:33.059	09.471
29	1:33.130	12.158
99	1:33.133	12.714
27	1:32.923	13.673
7	1:32.957	16.696
2	1:33.194	18.737
38	1:33.702	23.068
89	1:33.612	24.372
74	1:33.216	26.928
53	1:33.880	28.262
76	1:48.896	31.063
921	1:34.206	31.724
59	1:33.999	32.239
911	1:34.935	32.648
73	1:34.438	35.186
97	1:33.308	36.144
96	1:32.921	36.473
49	1:34.793	49.000
12	1:33.944	51.171
24	1:35.653	56.294
56	1:33.995	1:00.522
8	1:35.792	1:13.214
66	1:35.901	1:13.834
Num	Lap Time	Gap
Lap 18		
1	1:33.142	
22	1:32.994	04.845
98	1:32.963	05.111

Num	Lap Time	Gap
5	1:33.289	08.484
77	1:32.819	09.148
29	1:32.864	11.880
99	1:32.619	12.191
78	1:47.326	1 Lap
27	1:33.628	14.159
7	1:33.153	16.707
2	1:33.527	19.122
38	1:33.719	23.645
89	1:33.798	25.028
74	1:33.370	27.156
53	1:34.015	29.135
76	1:33.259	31.180
921	1:33.693	32.275
59	1:33.755	32.852
911	1:33.690	33.196
73	1:33.928	35.972
97	1:33.290	36.292
96	1:33.599	36.930
49	1:34.946	50.804
12	1:34.192	52.221
24	1:34.723	57.875
56	1:34.428	1:01.808
8	1:35.978	1:16.050
66	1:36.126	1:16.818
Num	Lap Time	Gap
Lap 19		
1	1:32.679	
98	1:33.990	06.422
22	1:34.497	06.663
5	1:32.888	08.693
77	1:32.769	09.238
29	1:32.944	12.145
99	1:32.940	12.452
27	1:33.539	15.019
7	1:33.300	17.328
2	1:33.265	19.708
78	1:42.863	1 Lap
38	1:34.115	25.081
89	1:33.957	26.306
74	1:33.408	27.885
53	1:34.304	30.760
76	1:32.998	31.499
921	1:33.716	33.312
59	1:33.811	33.984
911	1:33.687	34.204
97	1:33.315	36.928
96	1:33.985	38.236
73	1:35.449	38.742
49	1:34.932	53.057
12	1:34.194	53.736
24	1:35.042	1:00.238
56	1:33.904	1:03.033
8	1:35.757	1:19.128
66	1:35.793	1:19.932





Red Bull Ring
Porsche Carrera Cup France
Race - 1
Analysis by Lap

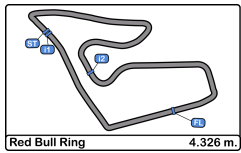


Num Lap Time Gap

Lap 20

1	1:32.864	
98	1:32.606	06.164
22	1:32.831	06.630
5	1:33.308	09.137
77	1:33.116	09.490
29	1:33.075	12.356
99	1:32.961	12.549
27	1:33.594	15.749
7	1:33.484	17.948
2	1:33.465	20.309
38	1:34.167	26.384
89	1:34.384	27.826
74	1:33.286	28.307
76	1:33.164	31.799
921	1:35.036	35.484
59	1:35.363	36.483
911	1:35.606	36.946
97	1:33.654	37.718
96	1:33.359	38.731
73	1:35.008	40.886
49	1:35.071	55.264
12	1:34.666	55.538
78	2:05.445	1 Lap
24	1:34.706	1:02.080
56	1:34.097	1:04.266
8	1:35.381	1:21.645
66	1:34.863	1:21.931





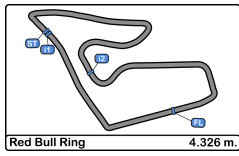
Red Bull Ring
Porsche Carrera Cup France
Race - 1



Best Sectors Results



Sector - 1			Sector - 2			Sector - 3			Ideal Lap vs Best Lap						
Clas	Nº	Driver	Time	Nº	Driver	Time	Nº	Driver	Time	Clas	Nº	Driver	Ideal Lap	Best Lap	Clas
1	99	Benjamin Paque	22.511	98	Dorian Boccolacci	40.606	98	Dorian Boccolacci	28.459	1	98	Dorian Boccolacci	1:31.580	1:31.824	2
2	98	Dorian Boccolacci	22.515	1	Marvin Klein	40.637	1	Marvin Klein	28.523	2	1	Marvin Klein	1:31.750	1:31.755	1
3	1	Marvin Klein	22.590	99	Benjamin Paque	40.664	99	Benjamin Paque	28.620	3	99	Benjamin Paque	1:31.795	1:31.872	3
4	77	Jérémy Sarhy	22.612	5	Mathys Jaubert	40.773	76	Louis Perrot	28.657	4	5	Mathys Jaubert	1:32.148	1:32.256	4
5	76	Louis Perrot	22.630	22	Alessandro Ghiretti	40.798	29	Louis Rousset	28.660	5	77	Jérémy Sarhy	1:32.148	1:32.396	8
6	7	Jérôme Boullery	22.639	77	Jérémy Sarhy	40.822	22	Alessandro Ghiretti	28.679	6	22	Alessandro Ghiretti	1:32.153	1:32.277	5
7	27	Marlon Hernandez	22.648	27	Marlon Hernandez	40.875	7	Jérôme Boullery	28.686	7	76	Louis Perrot	1:32.206	1:32.366	6
8	74	Victor Blugeon	22.673	29	Louis Rousset	40.914	5	Mathys Jaubert	28.692	8	29	Louis Rousset	1:32.279	1:32.424	9
9	22	Alessandro Ghiretti	22.676	96	Zakhar Slutskii	40.915	96	Zakhar Slutskii	28.699	9	96	Zakhar Slutskii	1:32.341	1:32.473	10
10	5	Mathys Jaubert	22.683	76	Louis Perrot	40.919	77	Jérémy Sarhy	28.714	10	7	Jérôme Boullery	1:32.356	1:32.561	12
11	29	Louis Rousset	22.705	97	Artem Slutskii	40.996	97	Artem Slutskii	28.758	11	27	Marlon Hernandez	1:32.361	1:32.393	7
12	97	Artem Slutskii	22.709	2	Marc Guillot	41.030	2	Marc Guillot	28.799	12	97	Artem Slutskii	1:32.463	1:32.541	11
13	2	Marc Guillot	22.724	7	Jérôme Boullery	41.031	74	Victor Blugeon	28.826	13	2	Marc Guillot	1:32.553	1:32.667	13
14	96	Zakhar Slutskii	22.727	56	Frédéric Ancel	41.148	38	Sébastien Dussollet	28.827	14	74	Victor Blugeon	1:32.664	1:32.971	16
15	38	Sébastien Dussollet	22.757	74	Victor Blugeon	41.165	89	Bashar Mardini	28.837	15	38	Sébastien Dussollet	1:32.795	1:32.998	17
16	12	Ludovic Loeul	22.792	911	Christophe Lapierre	41.184	27	Marlon Hernandez	28.838	16	911	Christophe Lapierre	1:32.864	1:32.866	14
17	91	Christophe Lapierre	22.807	89	Bashar Mardini	41.200	911	Christophe Lapierre	28.873	17	89	Bashar Mardini	1:32.881	1:32.883	15
18	53	Arthur Mathieu	22.822	38	Sébastien Dussollet	41.211	921	Fernando Monje	28.877	18	921	Fernando Monje	1:33.051	1:33.212	18
19	59	Maxence Maurice	22.828	59	Maxence Maurice	41.246	53	Arthur Mathieu	28.952	19	53	Arthur Mathieu	1:33.067	1:33.270	19
20	92	Fernando Monje	22.839	53	Arthur Mathieu	41.293	59	Maxence Maurice	29.007	20	59	Maxence Maurice	1:33.081	1:33.304	20
21	73	Sébastien Poisson	22.842	921	Fernando Monje	41.335	73	Sébastien Poisson	29.044	21	12	Ludovic Loeul	1:33.241	1:33.488	22
22	89	Bashar Mardini	22.844	12	Ludovic Loeul	41.344	12	Ludovic Loeul	29.105	22	56	Frédéric Ancel	1:33.282	1:33.525	23
23	56	Frédéric Ancel	22.876	49	Karim Ajlani	41.415	56	Frédéric Ancel	29.258	23	73	Sébastien Poisson	1:33.307	1:33.421	21
24	49	Karim Ajlani	22.949	73	Sébastien Poisson	41.421	49	Karim Ajlani	29.289	24	49	Karim Ajlani	1:33.653	1:33.901	24
25	8	Christian Jaquillard	22.955	24	Alexandre Leroy	41.576	66	Gilles Colombani	29.422	25	24	Alexandre Leroy	1:34.337	1:34.483	25
26	24	Alexandre Leroy	23.006	8	Christian Jaquillard	41.884	8	Christian Jaquillard	29.723	26	66	Gilles Colombani	1:34.485	1:34.863	26
27	66	Gilles Colombani	23.118	66	Gilles Colombani	41.945	24	Alexandre Leroy	29.755	27	8	Christian Jaquillard	1:34.562	1:35.032	27
28	78	Dominique Bastien	23.443	78	Dominique Bastien	42.942	78	Dominique Bastien	30.264	28	78	Dominique Bastien	1:36.649	1:36.720	28



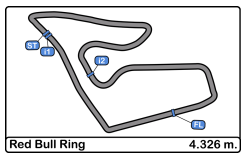


Red Bull Ring
Porsche Carrera Cup France
Race - 1
Leader Sequence



N°	Driver	Nat	Cat	Clas	Team	Nat	Vehicle	Start Lap	End Lap	Laps	Total Laps
1	Marvin Klein	 FRA	Pro		TFT Racing	 FRA	Porsche 911 GT3 Cup	1	20	20	20





Red Bull Ring
Porsche Carrera Cup France
Race - 1
Best 5 Lap Times



Cls	N°	Driver	Nat	Cat	Cls	Team	Nat	Vehicle	Best 1		Best 2		Best 3		Best 4		Best 5	
									Time	Lap	Time	Lap	Time	Lap	Time	Lap	Time	Lap
1	1	Marvin Klein		Pro	1	TFT Racing		Porsche 911 GT3 Cup	1:31.755	5	1:31.948	7	1:32.090	3	1:32.118	4	1:32.215	6
2	98	Dorian Bocolacci		Pro	2	Forestier Racing CLRT		Porsche 911 GT3 Cup	1:31.824	17	1:31.949	11	1:31.961	5	1:32.019	10	1:32.083	12
3	99	Benjamin Paque		Pro	3	Forestier Racing CLRT		Porsche 911 GT3 Cup	1:31.872	7	1:32.108	10	1:32.191	12	1:32.241	11	1:32.379	9
4	5	Mathys Jaubert		Pro	4	TFT Racing		Porsche 911 GT3 Cup	1:32.256	5	1:32.345	8	1:32.426	9	1:32.428	4	1:32.526	3
5	22	Alessandro Ghiretti		Pro	5	Martinet by Alméras		Porsche 911 GT3 Cup	1:32.277	4	1:32.290	5	1:32.335	3	1:32.357	9	1:32.415	8
6	76	Louis Perrot		Pro	6	IMSA LS Group Performance		Porsche 911 GT3 Cup	1:32.366	5	1:32.422	7	1:32.437	6	1:32.503	8	1:32.582	4
7	27	Marlon Hernandez		Pro	7	ABM		Porsche 911 GT3 Cup	1:32.393	7	1:32.555	6	1:32.637	5	1:32.701	10	1:32.797	11
8	77	Jérémy Sarhy		Pro	8	Racing Technology		Porsche 911 GT3 Cup	1:32.396	7	1:32.412	6	1:32.424	5	1:32.470	10	1:32.534	8
9	29	Louis Rousset		Pro	9	Forestier Racing CLRT		Porsche 911 GT3 Cup	1:32.424	5	1:32.441	11	1:32.607	6	1:32.607	7	1:32.643	4
10	96	Zakhar Slutskii		Pro	10	Target Compétition		Porsche 911 GT3 Cup	1:32.473	13	1:32.488	5	1:32.568	9	1:32.640	4	1:32.732	3
11	97	Artem Slutskii		Pro	11	Target Compétition		Porsche 911 GT3 Cup	1:32.541	4	1:32.619	5	1:32.705	3	1:32.722	9	1:32.764	13
12	7	Jérôme Boullery		Pro-Am	1	Racing Technology		Porsche 911 GT3 Cup	1:32.561	6	1:32.633	9	1:32.720	8	1:32.770	4	1:32.880	7
13	2	Marc Guillot		Pro-Am	2	HERRERO Racing		Porsche 911 GT3 Cup	1:32.667	6	1:32.714	7	1:32.734	8	1:32.944	14	1:33.061	11
14	911	Christophe Lapierre		Pro-Am	3	Martinet by Alméras		Porsche 911 GT3 Cup	1:32.866	7	1:33.263	10	1:33.286	8	1:33.306	12	1:33.373	13
15	89	Bashar Mardini		Pro-Am	4	Tsunami RT		Porsche 911 GT3 Cup	1:32.883	7	1:33.080	10	1:33.147	8	1:33.169	9	1:33.315	12
16	74	Victor Blugeon		Pro	12	ABM		Porsche 911 GT3 Cup	1:32.971	13	1:33.008	16	1:33.013	8	1:33.030	12	1:33.125	7
17	38	Sébastien Dussollet		Pro-Am	5	ABM		Porsche 911 GT3 Cup	1:32.998	10	1:33.106	8	1:33.125	9	1:33.167	13	1:33.179	11
18	921	Fernando Monje		Pro	13	Martinet by Alméras		Porsche 911 GT3 Cup	1:33.212	10	1:33.278	7	1:33.320	8	1:33.379	11	1:33.422	9
19	53	Arthur Mathieu		Pro	14	Martinet by Alméras		Porsche 911 GT3 Cup	1:33.270	10	1:33.325	7	1:33.360	12	1:33.452	11	1:33.548	13
20	59	Maxence Maurice		Pro-Am	6	IMSA LS Group Performance		Porsche 911 GT3 Cup	1:33.304	7	1:33.441	8	1:33.450	10	1:33.522	12	1:33.557	11
21	73	Sébastien Poisson		Am	1	ABM		Porsche 911 GT3 Cup	1:33.421	7	1:33.444	8	1:33.629	9	1:33.656	4	1:33.858	16
22	12	Ludovic Loel		Am	2	Porsche Lorient Racing		Porsche 911 GT3 Cup	1:33.488	13	1:33.654	12	1:33.716	6	1:33.871	7	1:33.877	8
23	56	Frédéric Ancel		Pro-Am	7	Porsche Lorient Racing		Porsche 911 GT3 Cup	1:33.525	7	1:33.603	5	1:33.643	15	1:33.675	12	1:33.737	10
24	49	Karim Ajlani		Am	3	ABM		Porsche 911 GT3 Cup	1:33.901	8	1:33.903	7	1:34.013	10	1:34.096	5	1:34.185	6
25	24	Alexandre Leroy		Am	4	TFT Racing		Porsche 911 GT3 Cup	1:34.483	13	1:34.618	6	1:34.706	20	1:34.723	18	1:34.896	10
26	66	Gilles Colombani		Am	5	Team Clairet Sport		Porsche 911 GT3 Cup	1:34.863	20	1:35.007	7	1:35.035	8	1:35.296	14	1:35.562	10
27	8	Christian Jaquillard		Am	6	Racing Technology		Porsche 911 GT3 Cup	1:35.032	15	1:35.047	13	1:35.187	12	1:35.295	14	1:35.374	8
28	78	Dominique Bastien		Am	7	Speedlover		Porsche 911 GT3 Cup	1:36.720	6	1:37.229	5	1:37.407	4	1:37.457	11	1:37.555	16





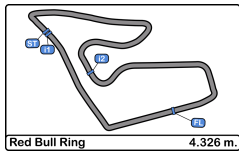
Red Bull Ring
Porsche Carrera Cup France
Race - 1
Best 5 Top Speeds



Top 1 Top 2 Top 3 Top 4 Top 5





Clas	N°	Driver	Nat	Cat	Cls	Team	Nat	Vehicle	Top 1		Top 2		Top 3		Top 4		Top 5		Avg
									Km/h	Lap	Km/h	Lap	Km/h	Lap	Km/h	Lap	Km/h	Lap	
1	98	Dorian Bocolacci	FRA	Pro	1	Forestier Racing CLRT	FRA	Porsche 911 GT3 Cup	241.6	14	240.5	9	240.5	19	240.0	8	240.0	13	240.5
2	99	Benjamin Paque	BEL	Pro	2	Forestier Racing CLRT	FRA	Porsche 911 GT3 Cup	241.6	11	241.6	13	241.6	17	241.6	18	241.0	6	241.5
3	27	Marlon Hernandez	FRA	Pro	3	ABM	FRA	Porsche 911 GT3 Cup	241.0	8	240.0	10	239.4	4	238.9	3	238.9	7	239.6
4	77	Jérémy Sarhy	FRA	Pro	4	Racing Technology	FRA	Porsche 911 GT3 Cup	241.0	18	240.5	8	240.5	16	240.5	17	240.5	19	240.6
5	89	Bashar Mardini	CAN	Pro-Am	1	Tsunami RT	TIA	Porsche 911 GT3 Cup	240.5	2	239.4	5	238.9	13	238.4	7	237.8	12	239.0
6	96	Zakhar Slutskaa	ISR	Pro	5	Target Compétition	TIA	Porsche 911 GT3 Cup	240.5	18	240.0	19	239.4	17	238.9	3	238.9	4	239.5
7	22	Alessandro Ghiretti	FRA	Pro	6	Martinet by Alméras	FRA	Porsche 911 GT3 Cup	240.0	12	239.4	11	238.9	20	238.4	7	238.4	9	239.0
8	7	Jérôme Boullery	FRA	Pro-Am	2	Racing Technology	FRA	Porsche 911 GT3 Cup	239.4	14	238.9	7	238.9	9	238.4	10	238.4	11	238.8
9	12	Ludovic Loeul	FRA	Am	1	Porsche Lorient Racing	FRA	Porsche 911 GT3 Cup	239.4	11	237.8	12	237.8	13	237.3	18	236.8	14	237.8
10	73	Sébastien Poisson	FRA	Am	2	ABM	FRA	Porsche 911 GT3 Cup	239.4	18	238.9	7	238.4	16	238.4	17	237.8	5	238.6
11	76	Louis Perrot	FRA	Pro	7	IMSA LS Group Performance	FRA	Porsche 911 GT3 Cup	239.4	13	238.9	3	238.9	7	238.9	9	238.9	10	239.0
12	2	Marc Guillot	FRA	Pro-Am	3	HERRERO Racing	FRA	Porsche 911 GT3 Cup	238.9	7	238.9	8	238.9	13	238.4	5	238.4	14	238.7
13	53	Arthur Mathieu	FRA	Pro	8	Martinet by Alméras	FRA	Porsche 911 GT3 Cup	238.9	7	237.3	4	237.3	13	237.3	17	236.8	8	237.5
14	97	Artem Slutskaa	ISR	Pro	9	Target Compétition	TIA	Porsche 911 GT3 Cup	238.9	16	238.4	5	238.4	19	237.8	12	237.8	13	238.3
15	911	Christophe Lapierre	FRA	Pro-Am	4	Martinet by Alméras	FRA	Porsche 911 GT3 Cup	238.9	10	237.8	8	237.8	16	237.3	12	237.3	13	237.8
16	29	Louis Rousset	FRA	Pro	10	Forestier Racing CLRT	FRA	Porsche 911 GT3 Cup	238.4	7	237.8	5	237.8	6	237.8	8	237.8	9	237.9
17	38	Sébastien Dussolliet	FRA	Pro-Am	5	ABM	FRA	Porsche 911 GT3 Cup	238.4	13	237.8	6	237.8	17	237.3	10	237.3	12	237.7
18	59	Maxence Maurice	FRA	Pro-Am	6	IMSA LS Group Performance	FRA	Porsche 911 GT3 Cup	238.4	12	238.4	13	238.4	16	238.4	19	237.8	7	238.3
19	66	Gilles Colombani	FRA	Am	3	Team Clairet Sport	FRA	Porsche 911 GT3 Cup	238.4	18	236.3	12	236.3	20	235.2	15	235.2	17	236.3
20	74	Victor Blugeon	FRA	Pro	11	ABM	FRA	Porsche 911 GT3 Cup	238.4	7	238.4	16	237.3	13	236.8	15	236.3	12	237.4
21	921	Fernando Monje	ESP	Pro	12	Martinet by Alméras	FRA	Porsche 911 GT3 Cup	238.4	7	238.4	12	238.4	13	238.4	19	237.8	10	238.3
22	5	Mathys Jaubert	FRA	Pro	13	TFT Racing	FRA	Porsche 911 GT3 Cup	237.8	16	237.8	17	237.3	14	236.8	7	236.8	9	237.3
23	24	Alexandre Leroy	BEL	Am	4	TFT Racing	FRA	Porsche 911 GT3 Cup	237.8	13	237.3	16	236.8	18	236.8	19	235.8	20	236.9
24	1	Marvin Klein	FRA	Pro	14	TFT Racing	FRA	Porsche 911 GT3 Cup	237.3	9	237.3	13	237.3	18	236.8	5	236.8	6	237.1
25	49	Karim Ajlani	CHE	Am	5	ABM	FRA	Porsche 911 GT3 Cup	237.3	7	236.8	8	235.8	3	235.8	16	235.8	19	236.3
26	56	Frédéric Ancel	FRA	Pro-Am	7	Porsche Lorient Racing	FRA	Porsche 911 GT3 Cup	237.3	3	237.3	9	236.3	7	236.3	8	235.8	10	236.6
27	8	Christian Jaquillard	CHE	Am	6	Racing Technology	FRA	Porsche 911 GT3 Cup	235.8	8	235.8	10	235.8	11	235.8	12	234.7	9	235.6
28	78	Dominique Bastien	USA	Am	7	Speedlover	BEL	Porsche 911 GT3 Cup	234.7	8	233.7	9	233.2	6	232.7	11	232.2	4	233.3



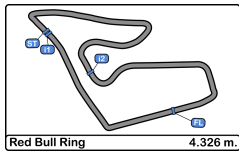


Red Bull Ring
Porsche Carrera Cup France
Race - 1
Fastest Laps Sequence



Lap	Time of Day	Session Time	N° Driver	Nat	Cat	Team	Nat	Vehicle	Time	Km/h
2	16:09:56.264	3:09.264	1 Marvin Klein	 FRA	Pro	TFT Racing	 FRA	Porsche 911 GT3	1:32.489	168.3
3	16:11:28.354	4:41.354	1 Marvin Klein	 FRA	Pro	TFT Racing	 FRA	Porsche 911 GT3	1:32.090	169.1
5	16:14:32.227	7:45.227	1 Marvin Klein	 FRA	Pro	TFT Racing	 FRA	Porsche 911 GT3	1:31.755	169.7





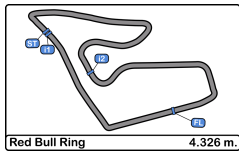
Red Bull Ring
Porsche Carrera Cup France
Race - 1



Event Best Maximum Speed

N°	Driver	Nat	Cat	Clas	Team	Nat	Vehicle	Km/h	Session
24	Alexandre Leroy		BEL	Am 1	TFT Racing		Porsche 911 GT3	246.0	Private test
77	Jérémy Sarhy		FRA	Pro 1	Racing Technology		Porsche 911 GT3	242.1	Private test
1	Marvin Klein		FRA	Pro 2	TFT Racing		Porsche 911 GT3	242.1	Private test
99	Benjamin Paque		BEL	Pro 3	Forestier Racing CLRT		Porsche 911 GT3	242.1	Free Practice - 1
27	Marlon Hernandez		FRA	Pro 4	ABM		Porsche 911 GT3	242.1	Qualifying
98	Dorian Boccolacci		FRA	Pro 5	Forestier Racing CLRT		Porsche 911 GT3	242.1	Qualifying
59	Maxence Maurice		FRA	Pro-1	IMSA LS Group Performance		Porsche 911 GT3	241.6	Private test
76	Louis Perrot		FRA	Pro 6	IMSA LS Group Performance		Porsche 911 GT3	241.6	Private test
73	Sébastien Poisson		FRA	Am 2	ABM		Porsche 911 GT3	241.6	Free Practice - 1
97	Artem Slutskii		ISR	Pro 7	Target Compétition		Porsche 911 GT3	241.6	Free Practice - 1
7	Jérôme Boullery		FRA	Pro-1	Racing Technology		Porsche 911 GT3	241.0	Free Practice - 1
22	Alessandro Ghiretti		FRA	Pro 8	Martinet by Alméras		Porsche 911 GT3	241.0	Free Practice - 1
53	Arthur Mathieu		FRA	Pro 9	Martinet by Alméras		Porsche 911 GT3	241.0	Qualifying
96	Zakhar Slutskii		ISR	Pro 10	Target Compétition		Porsche 911 GT3	240.5	Private test
2	Marc Guillot		FRA	Pro-1	HERRERO Racing		Porsche 911 GT3	240.5	Private test
12	Ludovic Loeul		FRA	Am 3	Porsche Lorient Racing		Porsche 911 GT3	240.5	Private test
29	Louis Rousset		FRA	Pro 11	Forestier Racing CLRT		Porsche 911 GT3	240.5	Private test
5	Mathys Jaubert		FRA	Pro 12	TFT Racing		Porsche 911 GT3	240.5	Private test
921	Fernando Monje		ESP	Pro 13	Martinet by Alméras		Porsche 911 GT3	240.5	Free Practice - 1
38	Sébastien Dussolliet		FRA	Pro-1	ABM		Porsche 911 GT3	240.5	Qualifying
89	Bashar Mardini		CAN	Pro-1	Tsunami RT		Porsche 911 GT3	240.5	Race - 1
66	Gilles Colombani		FRA	Am 4	Team Clairet Sport		Porsche 911 GT3	240.0	Private test
8	Christian Jaquillard		CHE	Am 5	Racing Technology		Porsche 911 GT3	240.0	Qualifying
56	Frédéric Ancel		FRA	Pro-1	Porsche Lorient Racing		Porsche 911 GT3	239.4	Private test
74	Victor Blugeon		FRA	Pro 14	ABM		Porsche 911 GT3	238.9	Private test
49	Karim Ajlani		CHE	Am 6	ABM		Porsche 911 GT3	238.9	Free Practice - 1
911	Christophe Lapierre		FRA	Pro-1	Martinet by Alméras		Porsche 911 GT3	238.9	Qualifying
78	Dominique Bastien		USA	Am 7	Speedlover		Porsche 911 GT3	238.4	Private test





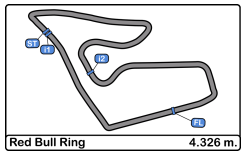
Red Bull Ring
Porsche Carrera Cup France
Race - 1
Lap Chart



LAP

Nr	Pos	Grid	1	2	3	4	5	6	7	8	9	10	11	12	13	14	15	16	17	18	19	20
1	1	1	1	1	1	1	1	1	1	1	1	1	1	1	1	1	1	1	1	1	1	1
76	2	76	5	5	5	5	5	5	5	5	5	5	5	22	22	22	22	22	22	22	98	98
5	3	5	22	22	22	22	22	22	22	22	22	22	22	5	5	5	98	98	98	98	22	22
22	4	22	77	77	77	77	77	77	77	77	77	77	77	77	77	98	5	5	5	5	5	5
77	5	77	96	96	96	96	96	76	76	76	76	76	76	98	98	77	77	77	77	77	77	77
97	6	97	76	76	76	76	76	29	29	29	98	98	98	76	76	76	76	29	29	29	29	29
29	7	29	29	97	97	97	97	27	27	98	29	29	29	29	29	29	29	99	99	99	99	99
96	8	96	97	29	29	29	29	98	98	27	27	27	27	27	27	27	99	27	27	27	27	27
27	9	27	27	27	27	27	7	7	7	7	7	7	99	99	99	99	27	76	7	7	7	7
7	10	7	7	7	7	7	98	2	2	2	99	99	7	7	7	7	7	7	2	2	2	2
74	11	74	2	2	2	98	7	96	99	99	2	2	2	2	2	2	2	2	38	38	38	38
89	12	89	38	38	98	2	2	99	38	38	38	38	38	38	38	38	38	38	89	89	89	89
2	13	2	53	53	38	38	38	97	89	89	89	89	89	89	89	89	89	89	74	74	74	74
53	14	53	73	89	53	53	99	38	53	53	53	53	53	53	53	53	53	74	53	53	53	76
921	15	921	89	98	89	99	53	89	921	921	921	921	921	921	921	74	74	53	76	76	76	921
38	16	38	98	99	99	89	89	53	911	911	911	911	74	74	74	921	921	921	921	921	921	59
59	17	59	921	73	73	73	921	921	74	74	74	74	911	911	911	911	911	59	59	59	59	911
73	18	73	99	921	921	921	73	911	59	59	59	59	59	59	59	59	59	911	911	911	911	97
911	19	911	911	911	911	911	74	73	73	73	73	73	73	73	73	73	73	73	73	73	97	96
49	20	49	59	59	59	59	74	59	49	49	49	49	96	96	96	96	96	97	97	97	96	73
66	21	66	56	56	74	74	59	73	12	12	12	12	97	97	97	97	97	96	96	96	73	49
24	22	24	74	74	24	49	49	49	24	96	96	96	12	12	12	49	49	49	49	49	49	12
8	23	8	24	24	49	12	12	12	96	97	97	97	49	49	49	12	12	12	12	12	12	24
78	24	78	49	49	12	24	24	24	97	24	24	24	24	24	24	24	24	24	24	24	24	56
98	25	98	12	12	78	78	78	78	66	66	66	66	56	56	56	56	56	56	56	56	56	8
99	26	99	78	78	66	66	66	66	8	8	56	56	66	66	66	66	66	8	8	8	8	66
12	27	12	8	66	8	8	8	8	78	56	8	8	8	8	8	8	8	66	66	66	66	
56	28	56	66	8	56	56	56	56	56	78	78	78	78	78	78	78	78	78	78	78	78	78

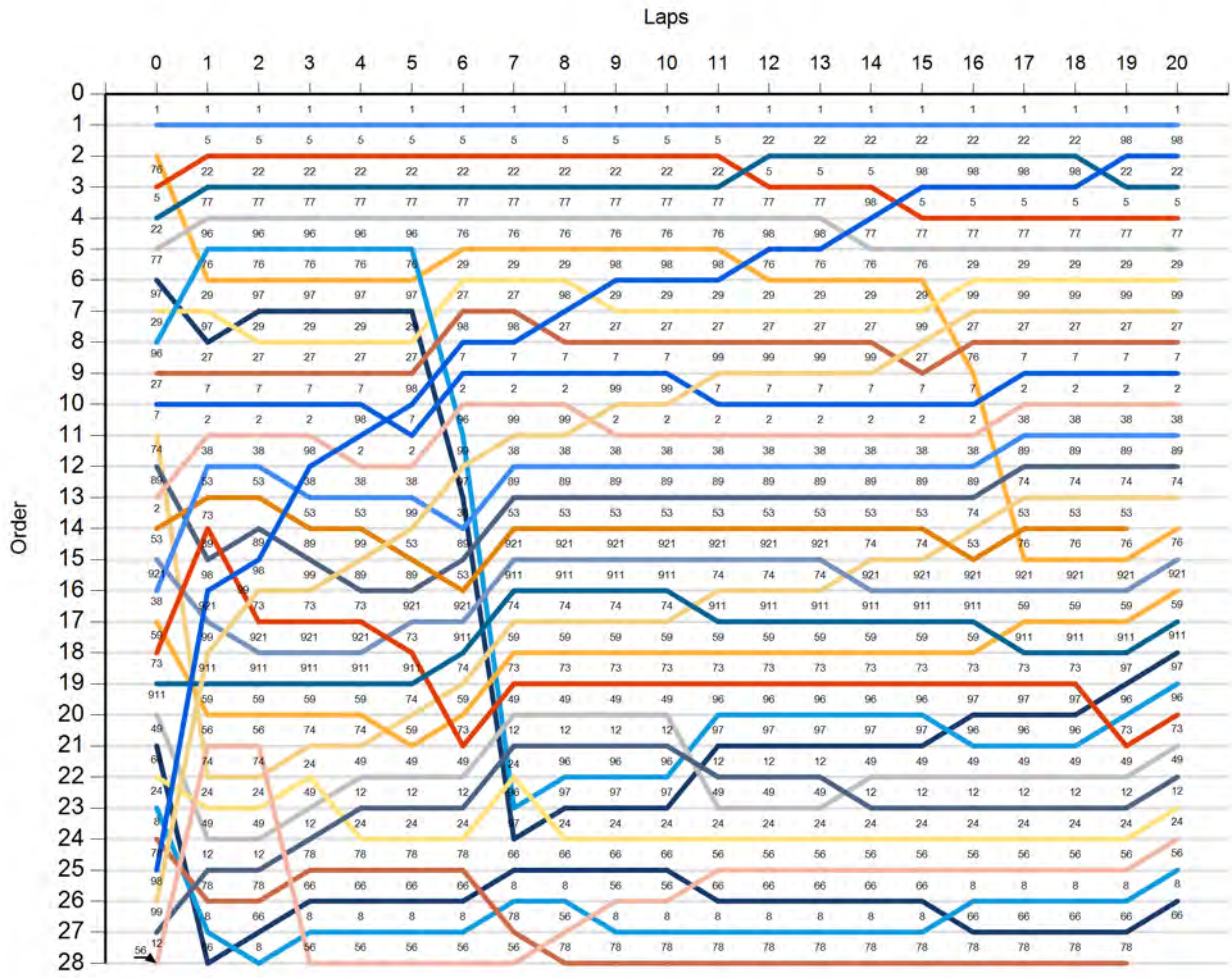


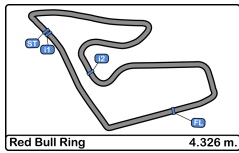


Red Bull Ring
Porsche Carrera Cup France
Race - 1
Graphic Lap Chart



- 1
- 76
- 5
- 22
- 77
- 97
- 29
- 96
- 27
- 7
- 74
- 89
- 2
- 53
- 921
- 38
- 59
- 73
- 911
- 49
- 66
- 24
- 8
- 78
- 98
- 99
- 12
- 56



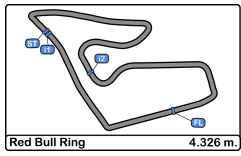


Red Bull Ring
Porsche Carrera Cup France
Race - 1
Pit Stop Analysis



Or d.	Nr.	In Day Time	Driver	Nat	Cat	Team	Nat	Vehicle	In Time	Stop N°	Pit Time	Handicap	Dif.
1	96	16:16:12.335	Zakhar Slutsii		Pro	Target Compétition		Porsche 911 GT3 Cup	9:25.666	1	21.911		
2	97	16:16:13.045	Artem Slutsii		Pro	Target Compétition		Porsche 911 GT3 Cup	9:26.376	1	21.908		
3	76	16:31:39.205	Louis Perrot		Pro	IMSA LS Group		Porsche 911 GT3 Cup	24:52.536	1	21.933		

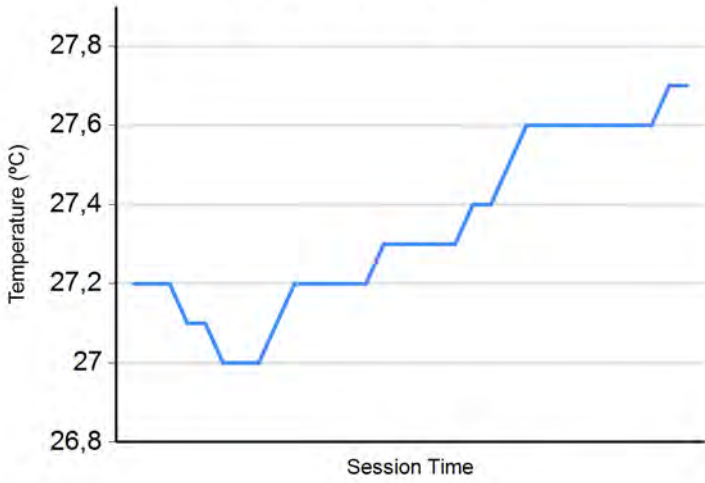




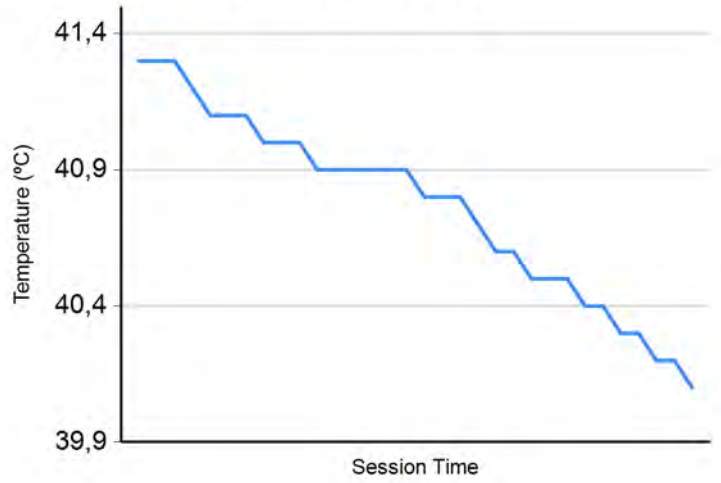
Red Bull Ring
Porsche Carrera Cup France
Race - 1
Weather Report



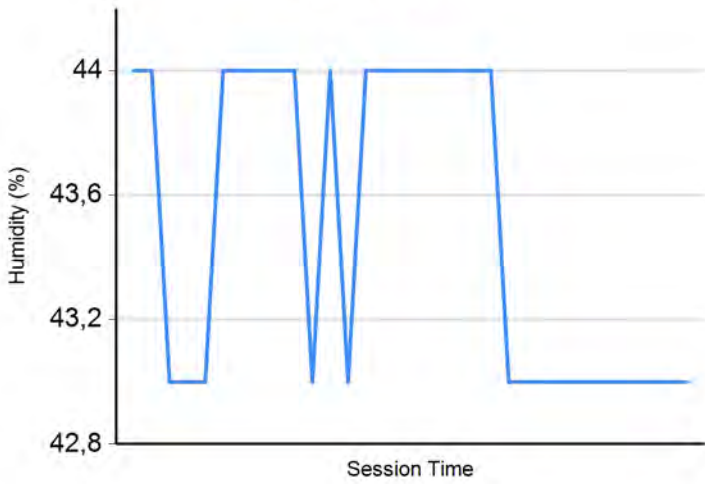
Air Temperature



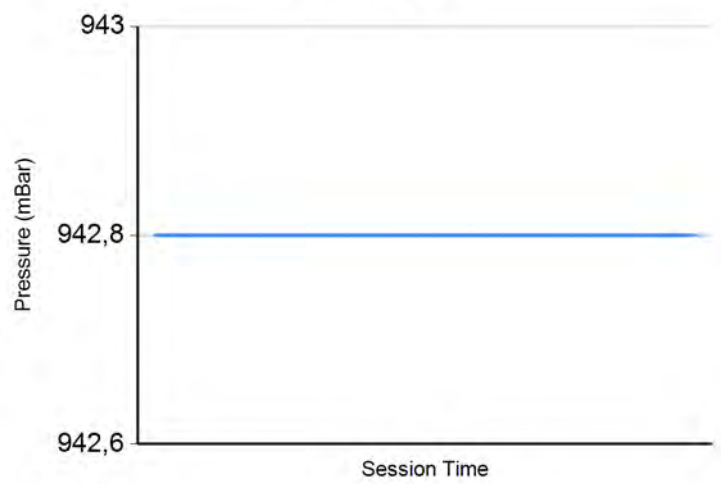
Track Temperature



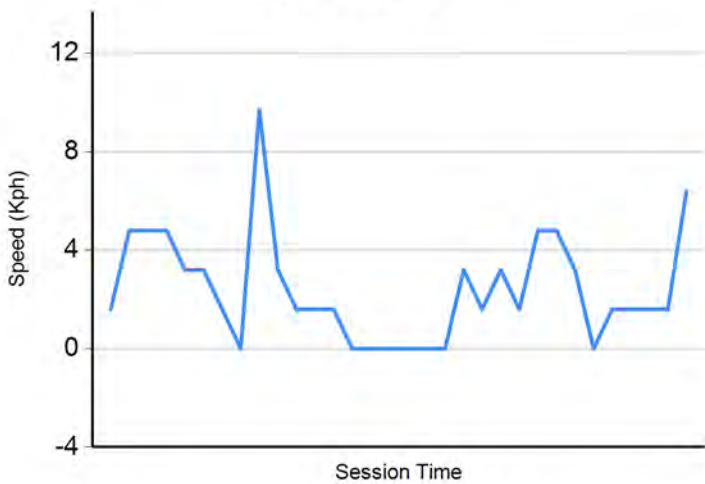
Humidity



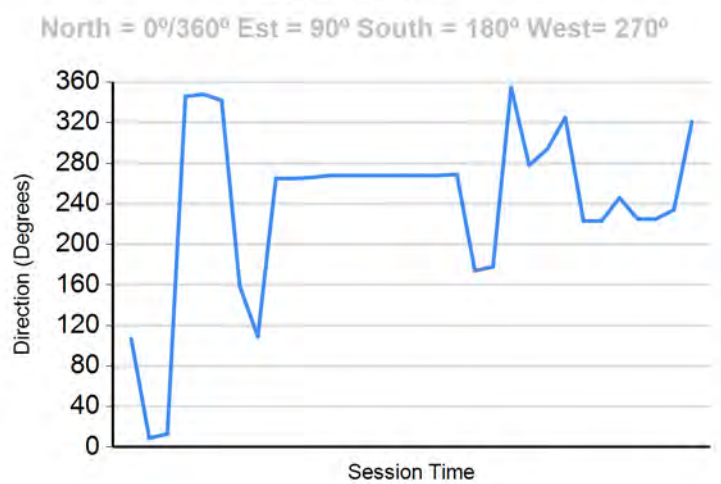
Pressure

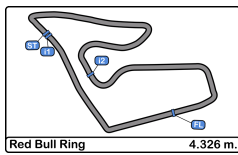


Wind Speed



Wind direction





Red Bull Ring
Porsche Carrera Cup France
Race - 1
Final Results



Clas	Nº	Driver	Nat	Cat	Clas	Team	Nat	Vehicle	Laps	Total Time	Gap	Interval	Km/h	Best	Time	Km/h
1	1	Marvin Klein	FRA	Pro	1	TFT Racing	FRA	Porsche 911 GT3	20	30:53.694			168.0	5	1:31.755	169.7
2	98	Dorian Boccolacci	FRA	Pro	2	Forestier Racing CLRT	FRA	Porsche 911 GT3	20	30:59.858	6.164	6.164	167.4	17	1:31.824	169.6
3	22	Alessandro Ghiretti	FRA	Pro	3	Martinet by Alméras	FRA	Porsche 911 GT3	20	31:00.324	6.630	0.466	167.4	4	1:32.277	168.7
4	77	Jérémy Sarhy	FRA	Pro	4	Racing Technology	FRA	Porsche 911 GT3	20	31:03.184	9.490	2.860	167.1	7	1:32.396	168.5
5	99	Benjamin Paque	BEL	Pro	5	Forestier Racing CLRT	FRA	Porsche 911 GT3	20	31:06.243	12.549	3.059	166.8	7	1:31.872	169.5
6	5*	Mathys Jaubert	FRA	Pro	6	TFT Racing	FRA	Porsche 911 GT3	20	31:07.831	14.137	1.588	166.7	5	1:32.256	168.8
7	27	Marlon Hernandez	FRA	Pro	7	ABM	FRA	Porsche 911 GT3	20	31:09.443	15.749	1.612	166.6	7	1:32.393	168.5
8	29*	Louis Rousset	FRA	Pro	8	Forestier Racing CLRT	FRA	Porsche 911 GT3	20	31:11.050	17.356	1.607	166.4	5	1:32.424	168.5
9	7	Jérôme Boullery	FRA	Pro-Am	1	Racing Technology	FRA	Porsche 911 GT3	20	31:11.642	17.948	0.592	166.4	6	1:32.561	168.2
10	2	Marc Guillot	FRA	Pro-Am	2	HERRERO Racing	FRA	Porsche 911 GT3	20	31:14.003	20.309	2.361	166.2	6	1:32.667	168.0
11	38	Sébastien Dussollet	FRA	Pro-Am	3	ABM	FRA	Porsche 911 GT3	20	31:20.078	26.384	6.075	165.6	10	1:32.998	167.4
12	89	Bashar Mardini	CAN	Pro-Am	4	Tsunami RT	ITA	Porsche 911 GT3	20	31:21.520	27.826	1.442	165.5	7	1:32.883	167.6
13	74*	Victor Blugeon	FRA	Pro	9	ABM	FRA	Porsche 911 GT3	20	31:27.001	33.307	5.481	165.0	13	1:32.971	167.5
14	921	Fernando Monje	ESP	Pro	10	Martinet by Alméras	FRA	Porsche 911 GT3	20	31:29.178	35.484	2.177	164.8	10	1:33.212	167.0
15	76*	Louis Perrot	FRA	Pro	11	IMSA LS Group Performance	FRA	Porsche 911 GT3	20	31:30.493	36.799	1.315	164.7	5	1:32.366	168.6
16	97	Artem Slutskii	ISR	Pro	12	Target Compétition	ITA	Porsche 911 GT3	20	31:31.412	37.718	0.919	164.6	4	1:32.541	168.2
17	73	Sébastien Poisson	FRA	Am	1	ABM	FRA	Porsche 911 GT3	20	31:34.580	40.886	3.168	164.4	7	1:33.421	166.7
18	59*	Maxence Maurice	FRA	Pro-Am	5	IMSA LS Group Performance	FRA	Porsche 911 GT3	20	31:35.177	41.483	0.597	164.3	7	1:33.304	166.9
19	911*	Christophe Lapierre	FRA	Pro-Am	6	Martinet by Alméras	FRA	Porsche 911 GT3	20	31:35.640	41.946	0.463	164.3	7	1:32.866	167.6
20	49	Karim Ajlani	CHE	Am	2	ABM	FRA	Porsche 911 GT3	20	31:48.958	55.264	13.318	163.1	8	1:33.901	165.8
21	12*	Ludovic Loeul	FRA	Am	3	Porsche Lorient Racing	FRA	Porsche 911 GT3	20	31:54.232	1:00.538	5.274	162.7	13	1:33.488	166.5
22	24	Alexandre Leroy	BEL	Am	4	TFT Racing	FRA	Porsche 911 GT3	20	31:55.774	1:02.080	1.542	162.5	13	1:34.483	164.8
23	56	Frédéric Ancel	FRA	Pro-Am	7	Porsche Lorient Racing	FRA	Porsche 911 GT3	20	31:57.960	1:04.266	2.186	162.3	7	1:33.525	166.5
24	96*	Zakhar Slutskii	ISR	Pro	13	Target Compétition	ITA	Porsche 911 GT3	20	32:07.425	1:13.731	9.465	161.6	13	1:32.473	168.4
25	8	Christian Jaquillard	CHE	Am	5	Racing Technology	FRA	Porsche 911 GT3	20	32:15.339	1:21.645	7.914	160.9	15	1:35.032	163.8
26	66	Gilles Colombani	FRA	Am	6	Team Clairét Sport	FRA	Porsche 911 GT3	20	32:15.625	1:21.931	0.286	160.9	20	1:34.863	164.1
27	78	Dominique Bastien	USA	Am	7	Speedlover	BEL	Porsche 911 GT3	19	31:50.485	1 Lap	1 Lap	154.8	6	1:36.720	161.0

Not classified:

53	Arthur Mathieu	FRA	Pro	Martinet by Alméras	FRA	Porsche 911 GT3	19	29:51.590	1 Lap	-58.895	165.1	10	1:33.270	166.9
----	----------------	-----	-----	---------------------	-----	-----------------	----	------------------	-------	---------	-------	----	----------	-------

Fastest lap Marvin Klein in 1:31.755 at 169.7 Km/h in lap 5

*** PENALTIES**

CAR96 CAR97 - DRIVE THROUGH PENALTY DONE DURING THE RACE - NOT RESPECTING STARTING PROCEDURE

CAR5 - 5SEC TIME PENALTY ADDED TO RACE TIME - TRACK LIMITS GAINING POSITION

CAR76 - 5SEC TIME PENALTY ADDED TO RACE TIME - ABUSING TRACK LIMITS

CAR29 - 5SEC TIME PENALTY ADDED TO RACE TIME - ABUSING TRACK LIMITS

CAR96 - 5SEC TIME PENALTY ADDED TO RACE TIME - ABUSING TRACK LIMITS

CAR911 - 5SEC TIME PENALTY ADDED TO RACE TIME - ABUSING TRACK LIMITS

CAR74 - 5SEC TIME PENALTY ADDED TO RACE TIME - ABUSING TRACK LIMITS

CAR12 - 5SEC TIME PENALTY ADDED TO RACE TIME - ABUSING TRACK LIMITS

CAR59 - 5SEC TIME PENALTY ADDED TO RACE TIME - ABUSING TRACK LIMITS

CAR96 - DRIVE THROUGH PENALTY CONVERTED IN 30 SECONDS - ABUSING TRACK LIMITS

Published at:.....

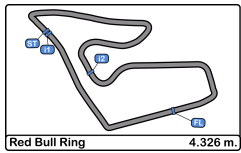
Track Temp: **40.1 °C** Air Temp: **27.7 °C** Humidity: **43 %** Track Status: **DRY**

Stewards:

Timekeeper:

Luis Garcia
 JOB-1605-ESP/M





Red Bull Ring
Porsche Carrera Cup France
Race - 2
Starting Grid



28	56	Frédéric Ancel	
26	99	Benjamin Paque	
24	78	Dominique Bastien	1:36.506
22	24	Alexandre Leroy	1:34.049
20	49	Karim Ajlani	1:33.380
18	38	Sébastien Dussolliet	1:32.192
16	59	Maxence Maurice	1:32.123
14	921	Fernando Monje	1:31.958
12	89	Bashar Mardini	1:31.849
10	74	Victor Blugeon	1:31.715
8	96	Zakhar Slutskii	1:31.586
6	97	Artem Slutskii	1:31.255
4	5	Mathys Jaubert	1:31.051
2	76	Louis Perrot	1:30.961

.14.		Ludovic Loeul	12	27
.13.		Dorian Boccolacci	98	25
.12.	1:34.391	Christian Jaquillard	8	23
.11.	1:33.717	Gilles Colombani	66	21
.10.	1:32.449	Christophe Lapierre	911	19
.9.	1:32.136	Sébastien Poisson	73	17
.8.	1:31.996	Arthur Mathieu	53	15
.7.	1:31.865	Jérôme Boullery	7	13
.6.	1:31.793	Marc Guillot	2	11
.5.	1:31.610	Marlon Hernandez	27	9
.4.	1:31.351	Louis Rousset	29	7
.3.	1:31.215	Jérémy Sarhy	77	5
.2.	1:31.043	Alessandro Ghiretti	22	3
.1.	1:30.851	Marvin Klein	1	1




Pole

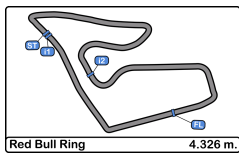
Published at:.....

Stewards:

Timekeeper:

 Luis Garcia
 JOB-1605-ESP/M





Red Bull Ring
Porsche Carrera Cup France
Race - 2
Provisional Results



Clas	Nº	Driver	Nat	Cat	Clas	Team	Nat	Vehicle	Laps	Total Time	Gap	Interval	Km/h	Best	Time	Km/h
1	1	Marvin Klein	FRA	Pro	1	TFT Racing	FRA	Porsche 911 GT3	20	30:46.408			168.6	5	1:31.764	169.7
2	22	Alessandro Ghiretti	FRA	Pro	2	Martinet by Alméras	FRA	Porsche 911 GT3	20	30:52.634	6.226	6.226	168.1	7	1:32.054	169.1
3	76	Louis Perrot	FRA	Pro	3	IMSA LS Group Performance	FRA	Porsche 911 GT3	20	30:53.871	7.463	1.237	168.0	18	1:32.065	169.1
4	98	Dorian Bocolacci	FRA	Pro	4	Forestier Racing CLRT	FRA	Porsche 911 GT3	20	30:54.001	7.593	0.130	167.9	17	1:31.574	170.0
5	77	Jérémy Sarhy	FRA	Pro	5	Racing Technology	FRA	Porsche 911 GT3	20	30:59.576	13.168	5.575	167.4	5	1:32.415	168.5
6	97	Artem Slutskii	ISR	Pro	6	Target Compétition	ITA	Porsche 911 GT3	20	31:01.640	15.232	2.064	167.3	6	1:32.436	168.4
7	99	Benjamin Paque	BEL	Pro	7	Forestier Racing CLRT	FRA	Porsche 911 GT3	20	31:01.979	15.571	0.339	167.2	18	1:31.776	169.6
8	5*	Mathys Jaubert	FRA	Pro	8	TFT Racing	FRA	Porsche 911 GT3	20	31:04.027	17.619	2.048	167.0	11	1:32.199	168.9
9	74	Victor Blugeon	FRA	Pro	9	ABM	FRA	Porsche 911 GT3	20	31:08.955	22.547	4.928	166.6	8	1:32.634	168.1
10	27	Marlon Hernandez	FRA	Pro	10	ABM	FRA	Porsche 911 GT3	20	31:10.677	24.269	1.722	166.5	7	1:32.602	168.1
11	2	Marc Guillot	FRA	Pro-Am	1	HERRERO Racing	FRA	Porsche 911 GT3	20	31:11.588	25.180	0.911	166.4	7	1:32.762	167.8
12	29*	Louis Rousset	FRA	Pro	11	Forestier Racing CLRT	FRA	Porsche 911 GT3	20	31:12.542	26.134	0.954	166.3	8	1:32.306	168.7
13	7	Jérôme Boullery	FRA	Pro-Am	2	Racing Technology	FRA	Porsche 911 GT3	20	31:14.286	27.878	1.744	166.1	12	1:32.467	168.4
14	911	Christophe Lapierre	FRA	Pro-Am	3	Martinet by Alméras	FRA	Porsche 911 GT3	20	31:24.225	37.817	9.939	165.3	19	1:33.219	167.0
15	53	Arthur Mathieu	FRA	Pro	12	Martinet by Alméras	FRA	Porsche 911 GT3	20	31:24.710	38.302	0.485	165.2	6	1:32.997	167.4
16	38	Sébastien Dussollet	FRA	Pro-Am	4	ABM	FRA	Porsche 911 GT3	20	31:25.898	39.490	1.188	165.1	19	1:33.020	167.4
17	59	Maxence Maurice	FRA	Pro-Am	5	IMSA LS Group Performance	FRA	Porsche 911 GT3	20	31:26.481	40.073	0.583	165.1	12	1:33.135	167.2
18	89*	Bashar Mardini	CAN	Pro-Am	6	Tsunami RT	ITA	Porsche 911 GT3	20	31:28.627	42.219	2.146	164.9	18	1:33.359	166.8
19	73	Sébastien Poisson	FRA	Am	1	ABM	FRA	Porsche 911 GT3	20	31:33.152	46.744	4.525	164.5	7	1:33.258	166.9
20	96*	Zakhar Slutskii	ISR	Pro	13	Target Compétition	ITA	Porsche 911 GT3	20	31:42.377	55.969	9.225	163.7	5	1:32.525	168.3
21	56*	Frédéric Ancel	FRA	Pro-Am	7	Porsche Lorient Racing	FRA	Porsche 911 GT3	20	31:47.084	1:00.676	4.707	163.3	18	1:33.413	166.7
22	49	Karim Ajlani	CHE	Am	2	ABM	FRA	Porsche 911 GT3	20	31:52.025	1:05.617	4.941	162.9	9	1:34.344	165.0
23	12	Ludovic Loeul	FRA	Am	3	Porsche Lorient Racing	FRA	Porsche 911 GT3	20	31:54.336	1:07.928	2.311	162.7	10	1:33.393	166.7
24	24	Alexandre Leroy	BEL	Am	4	TFT Racing	FRA	Porsche 911 GT3	20	31:55.252	1:08.844	0.916	162.6	13	1:34.613	164.6
25	8	Christian Jaquillard	CHE	Am	5	Racing Technology	FRA	Porsche 911 GT3	20	32:01.251	1:14.843	5.999	162.1	13	1:34.587	164.6

Not classified:

921	Fernando Monje	ESP	Pro	Martinet by Alméras	FRA	Porsche 911 GT3
66	Gilles Colombani	FRA	Am	Team Clairet Sport	FRA	Porsche 911 GT3
78*	Dominique Bastien	USA	Am	Speedlover	BEL	Porsche 911 GT3

Fastest lap Dorian Bocolacci in 1:31.574 at 170.0 Km/h in lap 17

*** PENALTIES**

CAR89 - 5SEC TIME PENALTY ADDED TO THE RACE TIME - ABUSING TRACK LIMITS

CAR5 - 5SEC TIME PENALTY ADDED TO THE RACE TIME - ABUSING TRACK LIMITS

CAR29 - 5SEC TIME PENALTY ADDED TO THE RACE TIME - ABUSING TRACK LIMITS

CAR78 - 5SEC TIME PENALTY ADDED TO THE RACE TIME - ABUSING TRACK LIMITS

CAR56 - 5SEC TIME PENALTY ADDED TO THE RACE TIME - ABUSING TRACK LIMITS

CAR96 - 5SEC TIME PENALTY ADDED TO THE RACE TIME - ABUSING TRACK LIMITS

CAR96 - DRIVE THROUGH PENALTY - ABUSING TRACK LIMITS CONVERTED IN 30 SECONDS

Published at:.....

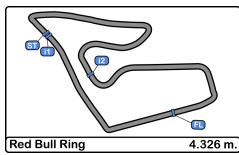
Track Temp: **34.6 °C** Air Temp: **21.9 °C** Humidity: **59 %** Track Status: **DRY**

Race Director:

Timekeeper:

Luis Garcia
 JOB-1605-ESP/M





Red Bull Ring
Porsche Carrera Cup France
Race - 2
Provisional Results by Category



Pro																
Clas	Nº	Driver	Nat	Cat	Clas	Team	Nat	Vehicle	Laps	Total Time	Gap	Interval	Km/h	Best	Time	Km/h
1	1	Marvin Klein	FRA	Pro	1	TFT Racing	FRA	Porsche 911 GT3	20	30:46.408			168.6	5	1:31.764	169.7
2	22	Alessandro Ghiretti	FRA	Pro	2	Martinet by Alméras	FRA	Porsche 911 GT3	20	30:52.634	6.226	6.226	168.1	7	1:32.054	169.1
3	76	Louis Perrot	FRA	Pro	3	IMSA LS Group Performance	FRA	Porsche 911 GT3	20	30:53.871	7.463	1.237	168.0	18	1:32.065	169.1
4	98	Dorian Bocololacci	FRA	Pro	4	Forestier Racing CLRT	FRA	Porsche 911 GT3	20	30:54.000	7.593	0.130	167.9	17	1:31.574	170.0
5	77	Jérémy Sarhy	FRA	Pro	5	Racing Technology	FRA	Porsche 911 GT3	20	30:59.576	13.168	5.575	167.4	5	1:32.415	168.5
6	97	Artem Slutskii	ISR	Pro	6	Target Compétition	ITA	Porsche 911 GT3	20	31:01.640	15.232	2.064	167.3	6	1:32.436	168.4
7	99	Benjamin Paque	BEL	Pro	7	Forestier Racing CLRT	FRA	Porsche 911 GT3	20	31:01.979	15.571	0.339	167.2	18	1:31.776	169.6
8	5*	Mathys Jaubert	FRA	Pro	8	TFT Racing	FRA	Porsche 911 GT3	20	31:04.027	17.619	2.048	167.0	11	1:32.199	168.9
9	74	Victor Blugeon	FRA	Pro	9	ABM	FRA	Porsche 911 GT3	20	31:08.955	22.547	4.928	166.6	8	1:32.634	168.1
10	27	Marlon Hernandez	FRA	Pro	10	ABM	FRA	Porsche 911 GT3	20	31:10.677	24.269	1.722	166.5	7	1:32.602	168.1
11	29*	Louis Rousset	FRA	Pro	11	Forestier Racing CLRT	FRA	Porsche 911 GT3	20	31:12.542	26.134	1.865	166.3	8	1:32.306	168.7
12	53	Arthur Mathieu	FRA	Pro	12	Martinet by Alméras	FRA	Porsche 911 GT3	20	31:24.710	38.302	12.168	165.2	6	1:32.997	167.4
13	96*	Zakhar Slutskii	ISR	Pro	13	Target Compétition	ITA	Porsche 911 GT3	20	31:42.377	55.969	17.667	163.7	5	1:32.525	168.3

Not classified:

921	Fernando Monje	ESP	Pro	14	Martinet by Alméras	FRA	Porsche 911 GT3									
-----	----------------	-----	-----	----	---------------------	-----	-----------------	--	--	--	--	--	--	--	--	--

Pro-Am																
Clas	Nº	Driver	Nat	Cat	Clas	Team	Nat	Vehicle	Laps	Total Time	Gap	Interval	Km/h	Best	Time	Km/h
1	2	Marc Guillot	FRA	Pro-	1	HERRERO Racing	FRA	Porsche 911 GT3	20	31:11.588			166.4	7	1:32.762	167.8
2	7	Jérôme Boullery	FRA	Pro-	2	Racing Technology	FRA	Porsche 911 GT3	20	31:14.286	2.698	2.698	166.1	12	1:32.467	168.4
3	911	Christophe Lapierre	FRA	Pro-	3	Martinet by Alméras	FRA	Porsche 911 GT3	20	31:24.225	12.637	9.939	165.3	19	1:33.219	167.0
4	38	Sébastien Dussollet	FRA	Pro-	4	ABM	FRA	Porsche 911 GT3	20	31:25.898	14.310	1.673	165.1	19	1:33.020	167.4
5	59	Maxence Maurice	FRA	Pro-	5	IMSA LS Group Performance	FRA	Porsche 911 GT3	20	31:26.481	14.893	0.583	165.1	12	1:33.135	167.2
6	89*	Bashar Mardini	CAN	Pro-	6	Tsunami RT	ITA	Porsche 911 GT3	20	31:28.627	17.039	2.146	164.9	18	1:33.359	166.8
7	56*	Frédéric Ancel	FRA	Pro-	7	Porsche Lorient Racing	FRA	Porsche 911 GT3	20	31:47.084	35.496	18.457	163.3	18	1:33.413	166.7

Am																
Clas	Nº	Driver	Nat	Cat	Clas	Team	Nat	Vehicle	Laps	Total Time	Gap	Interval	Km/h	Best	Time	Km/h
1	73	Sébastien Poisson	FRA	Am	1	ABM	FRA	Porsche 911 GT3	20	31:33.152			164.5	7	1:33.258	166.9
2	49	Karim Ajlani	CHE	Am	2	ABM	FRA	Porsche 911 GT3	20	31:52.025	18.873	18.873	162.9	9	1:34.344	165.0
3	12	Ludovic Loeul	FRA	Am	3	Porsche Lorient Racing	FRA	Porsche 911 GT3	20	31:54.336	21.184	2.311	162.7	10	1:33.393	166.7
4	24	Alexandre Leroy	BEL	Am	4	TFT Racing	FRA	Porsche 911 GT3	20	31:55.252	22.100	0.916	162.6	13	1:34.613	164.6
5	8	Christian Jaquillard	CHE	Am	5	Racing Technology	FRA	Porsche 911 GT3	20	32:01.251	28.099	5.999	162.1	13	1:34.587	164.6

Not classified:

66	Gilles Colombani	FRA	Am	6	Team Clairet Sport	FRA	Porsche 911 GT3	19	30:18.816	1 Lap	1 Lap	162.6	9	1:34.620	164.5
78*	Dominique Bastien	USA	Am	7	Speedlover	BEL	Porsche 911 GT3	15	25:15.682	5 Laps	4 Laps	154.1	10	1:35.471	163.1

Fastest lap Dorian Bocololacci in 1:31.574 at 170.0 Km/h in lap 17

*** PENALTIES**

CAR89 - 5SEC TIME PENALTY ADDED TO THE RACE TIME - ABUSING TRACK LIMITS

CAR5 - 5SEC TIME PENALTY ADDED TO THE RACE TIME - ABUSING TRACK LIMITS

CAR29 - 5SEC TIME PENALTY ADDED TO THE RACE TIME - ABUSING TRACK LIMITS

CAR78 - 5SEC TIME PENALTY ADDED TO THE RACE TIME - ABUSING TRACK LIMITS

CAR56 - 5SEC TIME PENALTY ADDED TO THE RACE TIME - ABUSING TRACK LIMITS

CAR96 - 5SEC TIME PENALTY ADDED TO THE RACE TIME - ABUSING TRACK LIMITS

CAR96 - DRIVE THROUGH PENALTY - ABUSING TRACK LIMITS CONVERTED IN 30 SECONDS

Published at:.....

Track Temp: 34.6 °C Air Temp: 21.9 °C Humidity: 59 % Track Status: DRY

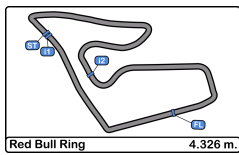
Race Director:

Timekeeper:

Luis Garcia

JOB-1605-ESP/M





Red Bull Ring
Porsche Carrera Cup France
Race - 2
Provisional Results by Class



Clas	Nº	Driver	Nat	Cat	Clas	Team	Nat	Vehicle	Laps	Total Time	Gap	Interval	Km/h	Best	Time	Km/h
1	1	Marvin Klein	FRA	Pro	1	TFT Racing	FRA	Porsche 911 GT3	20	30:46.408			168.6	5	1:31.764	169.7
2	22	Alessandro Ghiretti	FRA	Pro	2	Martinet by Alméras	FRA	Porsche 911 GT3	20	30:52.634	6.226	6.226	168.1	7	1:32.054	169.1
3	76	Louis Perrot	FRA	Pro	3	IMSA LS Group Performance	FRA	Porsche 911 GT3	20	30:53.871	7.463	1.237	168.0	18	1:32.065	169.1
4	98	Dorian Boccollacci	FRA	Pro	4	Forestier Racing CLRT	FRA	Porsche 911 GT3	20	30:54.000	7.593	0.130	167.9	17	1:31.574	170.0
5	77	Jérémy Sarhy	FRA	Pro	5	Racing Technology	FRA	Porsche 911 GT3	20	30:59.576	13.168	5.575	167.4	5	1:32.415	168.5
6	97	Artem Slutskii	ISR	Pro	6	Target Compétition	ITA	Porsche 911 GT3	20	31:01.640	15.232	2.064	167.3	6	1:32.436	168.4
7	74	Victor Blugeon	FRA	Pro	9	ABM	FRA	Porsche 911 GT3	20	31:08.955	22.547	7.315	166.6	8	1:32.634	168.1
8	2	Marc Guillot	FRA	Pro-	1	HERRERO Racing	FRA	Porsche 911 GT3	20	31:11.588	25.180	2.633	166.4	7	1:32.762	167.8
9	7	Jérôme Boullery	FRA	Pro-	2	Racing Technology	FRA	Porsche 911 GT3	20	31:14.286	27.878	2.698	166.1	12	1:32.467	168.4
10	911	Christophe Lapierre	FRA	Pro-	3	Martinet by Alméras	FRA	Porsche 911 GT3	20	31:24.225	37.817	9.939	165.3	19	1:33.219	167.0
11	53	Arthur Mathieu	FRA	Pro	12	Martinet by Alméras	FRA	Porsche 911 GT3	20	31:24.710	38.302	0.485	165.2	6	1:32.997	167.4
12	38	Sébastien Dussollet	FRA	Pro-	4	ABM	FRA	Porsche 911 GT3	20	31:25.898	39.490	1.188	165.1	19	1:33.020	167.4
13	59	Maxence Maurice	FRA	Pro-	5	IMSA LS Group Performance	FRA	Porsche 911 GT3	20	31:26.481	40.073	0.583	165.1	12	1:33.135	167.2
14	89 *	Bashar Mardini	CAN	Pro-	6	Tsunami RT	ITA	Porsche 911 GT3	20	31:28.627	42.219	2.146	164.9	18	1:33.359	166.8
15	73	Sébastien Poisson	FRA	Am	1	ABM	FRA	Porsche 911 GT3	20	31:33.152	46.744	4.525	164.5	7	1:33.258	166.9
16	96 *	Zakhar Slutskii	ISR	Pro	13	Target Compétition	ITA	Porsche 911 GT3	20	31:42.377	55.969	9.225	163.7	5	1:32.525	168.3
17	56 *	Frédéric Ancel	FRA	Pro-	7	Porsche Lorient Racing	FRA	Porsche 911 GT3	20	31:47.084	1:00.676	4.707	163.3	18	1:33.413	166.7
18	49	Karim Ajlani	CHE	Am	2	ABM	FRA	Porsche 911 GT3	20	31:52.025	1:05.617	4.941	162.9	9	1:34.344	165.0
19	12	Ludovic Loeul	FRA	Am	3	Porsche Lorient Racing	FRA	Porsche 911 GT3	20	31:54.336	1:07.928	2.311	162.7	10	1:33.393	166.7
20	24	Alexandre Leroy	BEL	Am	4	TFT Racing	FRA	Porsche 911 GT3	20	31:55.252	1:08.844	0.916	162.6	13	1:34.613	164.6
21	8	Christian Jaquillard	CHE	Am	5	Racing Technology	FRA	Porsche 911 GT3	20	32:01.251	1:14.843	5.999	162.1	13	1:34.587	164.6

Not classified:

921	Fernando Monje	ESP	Pro	14	Martinet by Alméras	FRA	Porsche 911 GT3									
66	Gilles Colombani	FRA	Am	6	Team Clairét Sport	FRA	Porsche 911 GT3	19	30:18.816	1 Lap	-19 Laps	162.6	9	1:34.620	164.5	
78 *	Dominique Bastien	USA	Am	7	Speedlover	BEL	Porsche 911 GT3	15	25:15.682	5 Laps	4 Laps	154.1	10	1:35.471	163.1	

Rookie

Clas	Nº	Driver	Nat	Cat	Clas	Team	Nat	Vehicle	Laps	Total Time	Gap	Interval	Km/h	Best	Time	Km/h
1	99	Benjamin Paque	BEL	Pro	7	Forestier Racing CLRT	FRA	Porsche 911 GT3	20	31:01.979			167.2	18	1:31.776	169.6
2	5 *	Mathys Jaubert	FRA	Pro	8	TFT Racing	FRA	Porsche 911 GT3	20	31:04.027	2.048	2.048	167.0	11	1:32.199	168.9
3	27	Marlon Hernandez	FRA	Pro	10	ABM	FRA	Porsche 911 GT3	20	31:10.677	8.698	6.650	166.5	7	1:32.602	168.1
4	29 *	Louis Rousset	FRA	Pro	11	Forestier Racing CLRT	FRA	Porsche 911 GT3	20	31:12.542	10.563	1.865	166.3	8	1:32.306	168.7

Fastest lap Dorian Boccollacci in 1:31.574 at 170.0 Km/h in lap 17

*** PENALTIES**

CAR89 - 5SEC TIME PENALTY ADDED TO THE RACE TIME - ABUSING TRACK LIMITS

CAR5 - 5SEC TIME PENALTY ADDED TO THE RACE TIME - ABUSING TRACK LIMITS

CAR29 - 5SEC TIME PENALTY ADDED TO THE RACE TIME - ABUSING TRACK LIMITS

CAR78 - 5SEC TIME PENALTY ADDED TO THE RACE TIME - ABUSING TRACK LIMITS

CAR56 - 5SEC TIME PENALTY ADDED TO THE RACE TIME - ABUSING TRACK LIMITS

CAR96 - 5SEC TIME PENALTY ADDED TO THE RACE TIME - ABUSING TRACK LIMITS

CAR96 - DRIVE THROUGH PENALTY - ABUSING TRACK LIMITS CONVERTED IN 30 SECONDS

Published at:.....

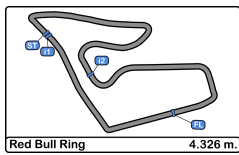
Track Temp: **34.6 °C** Air Temp: **21.9 °C** Humidity: **59 %** Track Status: **DRY**

Race Director:

Timekeeper:

Luis Garcia
 JOB-1605-ESP/M





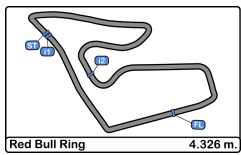
Red Bull Ring
Porsche Carrera Cup France
Race - 2



Provisional Classification by Driver Fastest Lap

Clas	N°	Driver	Nat	Cat	Clas	Team	Nat	Vehicle	Laps	Best	Time	Gap	Interval	Km/h
1	98	Dorian Bocolacci		Pro	1	Forestier Racing CLRT		Porsche 911 GT3	20	17	1:31.574			170.0
2	1	Marvin Klein		Pro	2	TFT Racing		Porsche 911 GT3	20	5	1:31.764	0.190	0.190	169.7
3	99	Benjamin Paque		Pro	3	Forestier Racing CLRT		Porsche 911 GT3	20	18	1:31.776	0.202	0.012	169.6
4	22	Alessandro Ghiretti		Pro	4	Martinet by Alméras		Porsche 911 GT3	20	7	1:32.054	0.480	0.278	169.1
5	76	Louis Perrot		Pro	5	IMSA LS Group Performance		Porsche 911 GT3	20	18	1:32.065	0.491	0.011	169.1
6	5	Mathys Jaubert		Pro	6	TFT Racing		Porsche 911 GT3	20	11	1:32.199	0.625	0.134	168.9
7	29	Louis Rousset		Pro	7	Forestier Racing CLRT		Porsche 911 GT3	20	8	1:32.306	0.732	0.107	168.7
8	77	Jérémy Sarhy		Pro	8	Racing Technology		Porsche 911 GT3	20	5	1:32.415	0.841	0.109	168.5
9	97	Artem Slutskaa		Pro	9	Target Compétition		Porsche 911 GT3	20	6	1:32.436	0.862	0.021	168.4
10	7	Jérôme Boullery		Pro-Am	1	Racing Technology		Porsche 911 GT3	20	12	1:32.467	0.893	0.031	168.4
11	96	Zakhar Slutskaa		Pro	10	Target Compétition		Porsche 911 GT3	20	5	1:32.525	0.951	0.058	168.3
12	27	Marlon Hernandez		Pro	11	ABM		Porsche 911 GT3	20	7	1:32.602	1.028	0.077	168.1
13	74	Victor Blugeon		Pro	12	ABM		Porsche 911 GT3	20	8	1:32.634	1.060	0.032	168.1
14	2	Marc Guillot		Pro-Am	2	HERRERO Racing		Porsche 911 GT3	20	7	1:32.762	1.188	0.128	167.8
15	53	Arthur Mathieu		Pro	13	Martinet by Alméras		Porsche 911 GT3	20	6	1:32.997	1.423	0.235	167.4
16	38	Sébastien Dussollet		Pro-Am	3	ABM		Porsche 911 GT3	20	19	1:33.020	1.446	0.023	167.4
17	59	Maxence Maurice		Pro-Am	4	IMSA LS Group Performance		Porsche 911 GT3	20	12	1:33.135	1.561	0.115	167.2
18	911	Christophe Lapierre		Pro-Am	5	Martinet by Alméras		Porsche 911 GT3	20	19	1:33.219	1.645	0.084	167.0
19	73	Sébastien Poisson		Am	1	ABM		Porsche 911 GT3	20	7	1:33.258	1.684	0.039	166.9
20	89	Bashar Mardini		Pro-Am	6	Tsunami RT		Porsche 911 GT3	20	18	1:33.359	1.785	0.101	166.8
21	12	Ludovic Loeul		Am	2	Porsche Lorient Racing		Porsche 911 GT3	20	10	1:33.393	1.819	0.034	166.7
22	56	Frédéric Ancel		Pro-Am	7	Porsche Lorient Racing		Porsche 911 GT3	20	18	1:33.413	1.839	0.020	166.7
23	49	Karim Ajlani		Am	3	ABM		Porsche 911 GT3	20	9	1:34.344	2.770	0.931	165.0
24	8	Christian Jaquillard		Am	4	Racing Technology		Porsche 911 GT3	20	13	1:34.587	3.013	0.243	164.6
25	24	Alexandre Leroy		Am	5	TFT Racing		Porsche 911 GT3	20	13	1:34.613	3.039	0.026	164.6
26	66	Gilles Colombani		Am	6	Team Clairat Sport		Porsche 911 GT3	19	9	1:34.620	3.046	0.007	164.5
27	78	Dominique Bastien		Am	7	Speedlover		Porsche 911 GT3	15	10	1:35.471	3.897	0.851	163.1



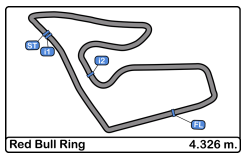


Red Bull Ring
Porsche Carrera Cup France
Race - 2
Distance and Speed Average



Clas	Nº	Driver	Nat	Cat	Clas	Team	Nat	Vehicle	Laps	Distance	Total Time	Km/h
1	1	Marvin Klein	FRA	Pro	1	TFT Racing	FRA	Porsche 911 GT3	20	86.52	30:46.408	168.6
2	22	Alessandro Ghiretti	FRA	Pro	2	Martinet by Alméras	FRA	Porsche 911 GT3	20	86.52	30:52.634	168.1
3	76	Louis Perrot	FRA	Pro	3	IMSA LS Group Performance	FRA	Porsche 911 GT3	20	86.52	30:53.871	168.0
4	98	Dorian Bocolacci	FRA	Pro	4	Forestier Racing CLRT	FRA	Porsche 911 GT3	20	86.52	30:54.001	167.9
5	77	Jérémy Sarhy	FRA	Pro	5	Racing Technology	FRA	Porsche 911 GT3	20	86.52	30:59.576	167.4
6	97	Artem Slutskii	ISR	Pro	6	Target Compétition	ITA	Porsche 911 GT3	20	86.52	31:01.640	167.3
7	99	Benjamin Paque	BEL	Pro	7	Forestier Racing CLRT	FRA	Porsche 911 GT3	20	86.52	31:01.979	167.2
8	5	Mathys Jaubert	FRA	Pro	8	TFT Racing	FRA	Porsche 911 GT3	20	86.52	31:04.027	167.0
9	74	Victor Blugeon	FRA	Pro	9	ABM	FRA	Porsche 911 GT3	20	86.52	31:08.955	166.6
10	27	Marlon Hernandez	FRA	Pro	10	ABM	FRA	Porsche 911 GT3	20	86.52	31:10.677	166.5
11	2	Marc Guillot	FRA	Pro-Am	1	HERRERO Racing	FRA	Porsche 911 GT3	20	86.52	31:11.588	166.4
12	29	Louis Rousset	FRA	Pro	11	Forestier Racing CLRT	FRA	Porsche 911 GT3	20	86.52	31:12.542	166.3
13	7	Jérôme Boullery	FRA	Pro-Am	2	Racing Technology	FRA	Porsche 911 GT3	20	86.52	31:14.286	166.1
14	911	Christophe Lapierre	FRA	Pro-Am	3	Martinet by Alméras	FRA	Porsche 911 GT3	20	86.52	31:24.225	165.3
15	53	Arthur Mathieu	FRA	Pro	12	Martinet by Alméras	FRA	Porsche 911 GT3	20	86.52	31:24.710	165.2
16	38	Sébastien Dussollet	FRA	Pro-Am	4	ABM	FRA	Porsche 911 GT3	20	86.52	31:25.898	165.1
17	59	Maxence Maurice	FRA	Pro-Am	5	IMSA LS Group Performance	FRA	Porsche 911 GT3	20	86.52	31:26.481	165.1
18	89	Bashar Mardini	CAN	Pro-Am	6	Tsunami RT	ITA	Porsche 911 GT3	20	86.52	31:28.627	164.9
19	73	Sébastien Poisson	FRA	Am	1	ABM	FRA	Porsche 911 GT3	20	86.52	31:33.152	164.5
20	96	Zakhar Slutskii	ISR	Pro	13	Target Compétition	ITA	Porsche 911 GT3	20	86.52	31:42.377	163.7
21	56	Frédéric Ancel	FRA	Pro-Am	7	Porsche Lorient Racing	FRA	Porsche 911 GT3	20	86.52	31:47.084	163.3
22	49	Karim Ajlani	CHE	Am	2	ABM	FRA	Porsche 911 GT3	20	86.52	31:52.025	162.9
23	12	Ludovic Loeul	FRA	Am	3	Porsche Lorient Racing	FRA	Porsche 911 GT3	20	86.52	31:54.336	162.7
24	24	Alexandre Leroy	BEL	Am	4	TFT Racing	FRA	Porsche 911 GT3	20	86.52	31:55.252	162.6
25	8	Christian Jaquillard	CHE	Am	5	Racing Technology	FRA	Porsche 911 GT3	20	86.52	32:01.251	162.1
26	921	Fernando Monje	ESP	Pro	14	Martinet by Alméras	FRA	Porsche 911 GT3	0			
27	66	Gilles Colombani	FRA	Am	6	Team Clairet Sport	FRA	Porsche 911 GT3	19	82.19	30:18.816	162.6
28	78	Dominique Bastien	USA	Am	7	Speedlover	BEL	Porsche 911 GT3	15	64.89	25:15.682	154.1





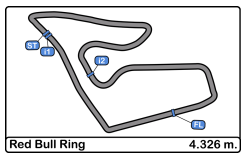
Red Bull Ring
Porsche Carrera Cup France
Race - 2
Lap Analysis



1 Pro Marvin Klein Porsche 911 GT3 Cup							5 Pro Mathys Jaubert Porsche 911 GT3 Cup								
Lap	D	Time	Sector 1	Sector 2	Sector 3	T. Spd	Elapsed	Lap	D	Time	Sector 1	Sector 2	Sector 3	T. Spd	Elapsed
1		1:37.462	26.163	42.097	29.202	233.7	1:37.462	1		1:38.676	27.202	42.242	29.232	231.7	1:38.676
2		1:32.482	22.749	40.962	28.771	236.8	3:09.944	2		1:33.507	23.074	41.343	29.090	237.8	3:12.183
3		1:32.094	22.589	40.723	28.782	237.8	4:42.038	3		1:32.987	22.867	41.161	28.959	240.0	4:45.170
4		1:32.051	22.601	40.737	28.713	238.4	6:14.089	4		1:32.553	22.653	41.022	28.878	239.4	6:17.723
5		1:31.764	22.548	40.693	28.523	238.4	7:45.853	5		1:32.485	22.670	40.939	28.876	239.4	7:50.208
6		1:31.764	22.587	40.684	28.493	237.3	9:17.617	6		1:32.475	22.660	41.090	28.725	239.4	9:22.683
7		1:31.784	22.562	40.617	28.605	237.8	10:49.401	7		1:32.512	22.733	40.974	28.805	239.4	10:55.195
8		1:31.869	22.580	40.664	28.625	237.3	12:21.270	8		1:32.305	22.697	40.861	28.747	238.9	12:27.500
9		1:31.953	22.597	40.680	28.676	237.8	13:53.223	9		1:32.421	22.752	40.874	28.795	238.9	13:59.921
10		1:31.811	22.598	40.666	28.547	237.8	15:25.034	10		1:32.528	22.734	40.978	28.816	238.9	15:32.449
11		1:31.927	22.593	40.573	28.761	238.4	16:56.961	11		1:32.199	22.635	40.840	28.724	239.4	17:04.648
12		1:31.976	22.660	40.668	28.648	237.8	18:28.937	12		1:32.410	22.688	40.948	28.774	238.9	18:37.058
13		1:32.161	22.614	40.831	28.716	237.8	20:01.098	13		1:32.246	22.647	40.861	28.738	238.4	20:09.304
14		1:31.979	22.626	40.709	28.644	236.8	21:33.077	14		1:32.637	22.698	40.924	29.015	238.9	21:41.941
15		1:32.238	22.578	40.855	28.805	238.4	23:05.315	15		1:33.446	22.651	41.970	28.825	241.0	23:15.387
16		1:32.066	22.610	40.700	28.756	238.4	24:37.381	16		1:32.720	22.685	41.233	28.802	238.9	24:48.107
17		1:32.064	22.658	40.715	28.691	237.8	26:09.445	17		1:32.828	22.683	41.112	29.033	238.9	26:20.935
18		1:32.145	22.647	40.654	28.844	238.9	27:41.590	18		1:32.560	22.690	40.976	28.894	238.4	27:53.495
19		1:32.299	22.730	40.925	28.644	237.8	29:13.889	19		1:32.730	22.727	41.140	28.863	238.9	29:26.225
20		1:32.519	22.778	40.735	29.006	238.4	30:46.408	20		1:32.802	22.715	41.088	28.999	238.4	30:59.027

2 Pro-Am Marc Guillot Porsche 911 GT3 Cup							7 Pro-Am Jérôme Boullery Porsche 911 GT3 Cup								
Lap	D	Time	Sector 1	Sector 2	Sector 3	T. Spd	Elapsed	Lap	D	Time	Sector 1	Sector 2	Sector 3	T. Spd	Elapsed
1		1:41.116	28.416	42.912	29.788	235.8	1:41.116	1		1:41.622	29.104	42.705	29.813	230.7	1:41.622
2		1:34.435	22.890	42.263	29.282	230.2	3:15.551	2		1:34.734	23.209	41.994	29.531	229.2	3:16.356
3		1:33.655	22.859	41.544	29.252	238.9	4:49.206	3		1:34.067	22.937	41.777	29.353	237.3	4:50.423
4		1:33.376	22.768	41.523	29.085	239.4	6:22.582	4		1:34.173	22.888	41.794	29.491	227.8	6:24.596
5		1:33.917	22.752	41.949	29.216	238.9	7:56.499	5		1:33.367	22.824	41.494	29.049	239.4	7:57.963
6		1:32.937	22.658	41.205	29.074	240.0	9:29.436	6		1:34.377	22.708	42.173	29.496	237.8	9:32.340
7		1:32.762	22.608	41.113	29.041	239.4	11:02.198	7		1:33.284	22.721	41.380	29.183	240.0	11:05.624
8		1:32.843	22.756	41.248	28.839	239.4	12:35.041	8		1:34.467	22.801	41.634	30.032	240.0	12:40.091
9		1:33.137	22.691	41.426	29.020	240.5	14:08.178	9		1:33.143	22.853	41.227	29.063	239.4	14:13.234
10		1:33.175	22.679	41.463	29.033	236.3	15:41.353	10		1:32.853	22.807	41.216	28.830	238.4	15:46.087
11		1:33.108	22.918	41.294	28.896	237.8	17:14.461	11		1:32.721	22.841	41.054	28.826	238.4	17:18.808
12		1:32.849	22.780	41.238	28.831	239.4	18:47.310	12		1:32.467	22.815	40.973	28.679	238.9	18:51.275
13		1:33.037	22.812	41.324	28.901	238.4	20:20.347	13		1:32.782	22.873	41.022	28.887	238.9	20:24.057
14		1:32.897	22.748	41.288	28.861	237.8	21:53.244	14		1:32.726	22.733	41.204	28.789	237.8	21:56.783
15		1:32.983	22.805	41.235	28.943	238.4	23:26.227	15		1:32.833	22.709	41.173	28.951	238.4	23:29.616
16		1:33.162	22.830	41.239	29.093	240.0	24:59.389	16		1:32.980	22.886	41.106	28.988	238.9	25:02.596
17		1:32.975	22.849	41.183	28.943	240.0	26:32.364	17		1:32.793	22.785	41.128	28.880	238.9	26:35.389
18		1:33.323	22.914	41.276	29.133	239.4	28:05.687	18		1:32.959	22.854	41.105	29.000	238.9	28:08.348
19		1:32.976	22.742	41.257	28.977	240.5	29:38.663	19		1:32.906	22.757	41.197	28.952	239.4	29:41.254
20		1:32.925	22.765	41.169	28.991	239.4	31:11.588	20		1:33.032	22.821	41.187	29.024	238.9	31:14.286





Red Bull Ring
Porsche Carrera Cup France
Race - 2
Lap Analysis



8

Christian Jaquillard

Porsche 911 GT3 Cup **22**

Alessandro Ghiretti

Porsche 911 GT3 Cup

Am

Racing Technology Pro

Martinet by Alméras

Lap	D	Time	Sector 1	Sector 2	Sector 3	T. Spd	Elapsed	Lap	D	Time	Sector 1	Sector 2	Sector 3	T. Spd	Elapsed
1		1:48.655	31.553	46.135	30.967	206.8	1:48.655	1		1:37.782	26.470	41.922	29.390	233.7	1:37.782
2		1:37.354	23.570	43.194	30.590	225.0	3:26.009	2		1:32.953	22.913	41.211	28.829	237.8	3:10.735
3		1:35.444	23.254	42.293	29.897	236.8	5:01.453	3		1:32.756	22.833	41.050	28.873	237.8	4:43.491
4		1:36.300	23.454	42.541	30.305	230.7	6:37.753	4		1:32.496	22.783	40.832	28.881	237.8	6:15.987
5		1:35.968	23.750	41.907	30.311	231.2	8:13.721	5		1:32.222	22.723	40.888	28.611	238.4	7:48.209
6		1:34.817	22.986	42.099	29.732	233.2	9:48.538	6		1:32.342	22.687	40.819	28.836	237.8	9:20.551
7		1:34.674	23.003	41.716	29.955	237.8	11:23.212	7		1:32.054	22.658	40.826	28.570	237.8	10:52.605
8		1:35.393	23.033	42.163	30.197	234.7	12:58.605	8		1:32.353	22.669	40.895	28.789	237.8	12:24.958
9		1:35.281	23.180	42.000	30.101	238.9	14:33.886	9		1:32.206	22.663	40.705	28.838	238.4	13:57.164
10		1:35.356	22.892	42.430	30.034	236.8	16:09.242	10		1:32.493	22.701	40.991	28.801	237.8	15:29.657
11		1:35.057	23.398	41.687	29.972	234.7	17:44.299	11		1:32.220	22.648	40.874	28.698	238.4	17:01.877
12		1:36.164	23.439	42.819	29.906	223.6	19:20.463	12		1:32.279	22.800	40.804	28.675	237.8	18:34.156
13		1:34.587	22.915	41.693	29.979	231.7	20:55.050	13		1:32.266	22.679	40.941	28.646	238.4	20:06.422
14		1:35.149	22.917	42.290	29.942	232.7	22:30.199	14		1:32.381	22.771	40.899	28.711	237.8	21:38.803
15		1:35.624	23.108	42.519	29.997	237.3	24:05.823	15		1:32.274	22.695	40.954	28.625	238.4	23:11.077
16		1:35.485	23.178	42.247	30.060	234.7	25:41.308	16		1:32.336	22.710	40.936	28.690	238.9	24:43.413
17		1:35.274	23.002	42.322	29.950	230.7	27:16.582	17		1:32.147	22.696	40.839	28.612	238.4	26:15.560
18		1:35.215	23.109	42.163	29.943	236.3	28:51.797	18		1:32.275	22.703	40.909	28.663	238.4	27:47.835
19		1:34.648	23.147	41.853	29.648	231.7	30:26.445	19		1:32.321	22.698	40.809	28.814	238.4	29:20.156
20		1:34.806	22.984	41.938	29.884	234.7	32:01.251	20		1:32.478	22.683	40.888	28.907	238.9	30:52.634

12

Ludovic Loeul

Porsche 911 GT3 Cup **24**

Alexandre Leroy

Porsche 911 GT3 Cup

Am

Porsche Lorient Racing Am

TFT Racing

Lap	D	Time	Sector 1	Sector 2	Sector 3	T. Spd	Elapsed	Lap	D	Time	Sector 1	Sector 2	Sector 3	T. Spd	Elapsed
1		1:46.389	31.369	44.306	30.714	216.8	1:46.389	1		1:45.094	30.440	43.813	30.841	216.4	1:45.094
2		1:35.284	23.402	42.090	29.792	237.3	3:21.673	2		1:35.987	23.459	42.655	29.873	230.7	3:21.081
3		1:35.065	23.190	42.368	29.507	230.7	4:56.738	3		1:35.372	23.248	42.254	29.870	235.2	4:56.453
4		1:49.754	38.528	41.707	29.519	229.2	6:46.492	4		1:36.125	23.323	42.784	30.018	235.2	6:32.578
5		1:33.655	23.032	41.236	29.387	236.3	8:20.147	5		1:35.005	23.309	41.544	30.152	235.2	8:07.583
6		1:34.454	23.636	41.468	29.350	235.2	9:54.601	6		1:36.166	24.044	42.104	30.018	226.8	9:43.749
7		1:34.434	22.925	42.041	29.468	237.3	11:29.035	7		1:35.878	23.335	42.617	29.926	232.7	11:19.627
8		1:33.934	22.872	41.583	29.479	237.8	13:02.969	8		1:36.278	23.478	42.473	30.327	230.2	12:55.905
9		1:33.615	22.844	41.410	29.361	238.9	14:36.584	9		1:34.874	23.234	41.629	30.011	234.2	14:30.779
10		1:33.393	22.839	41.193	29.361	237.8	16:09.977	10		1:34.636	22.997	41.670	29.969	235.8	16:05.415
11		1:34.818	23.906	41.295	29.617	234.7	17:44.795	11		1:34.681	23.095	41.626	29.960	236.3	17:40.096
12		1:34.547	23.114	41.810	29.623	234.7	19:19.342	12		1:34.661	22.943	41.724	29.994	238.4	19:14.757
13		1:33.727	22.833	41.409	29.485	237.8	20:53.069	13		1:34.613	23.008	41.871	29.734	238.9	20:49.370
14		1:33.730	22.870	41.340	29.520	236.8	22:26.799	14		1:34.976	23.066	42.068	29.842	235.2	22:24.346
15		1:33.539	22.899	41.298	29.342	237.8	24:00.338	15		1:34.882	23.200	41.931	29.751	232.7	23:59.228
16		1:35.689	23.664	42.328	29.697	235.8	25:36.027	16		1:34.899	23.061	42.000	29.838	234.7	25:34.127
17		1:34.220	23.015	41.402	29.803	238.9	27:10.247	17		1:35.137	23.046	42.280	29.811	233.2	27:09.264
18		1:34.420	22.972	41.622	29.826	238.4	28:44.667	18		1:35.188	23.042	42.192	29.954	234.2	28:44.452
19		1:34.813	23.803	41.435	29.575	236.3	30:19.480	19		1:34.858	23.215	41.900	29.743	234.2	30:19.310
20		1:34.856	23.032	41.696	30.128	237.3	31:54.336	20		1:35.942	23.424	42.102	30.416	237.3	31:55.252





Red Bull Ring
Porsche Carrera Cup France
Race - 2
Lap Analysis



27

Marlon Hernandez

Porsche 911 GT3 Cup **38**

Sébastien Dussolliet

Porsche 911 GT3 Cup

Pro

ABM

Pro-Am

ABM

Lap	D	Time	Sector 1	Sector 2	Sector 3	T. Spd	Elapsed	Lap	D	Time	Sector 1	Sector 2	Sector 3	T. Spd	Elapsed
1		1:40.703	28.115	42.521	30.067	233.2	1:40.703	1		1:42.918	29.834	43.269	29.815	219.5	1:42.918
2		1:34.519	22.920	42.374	29.225	240.5	3:15.222	2		1:34.741	23.413	41.952	29.376	236.3	3:17.659
3		1:33.407	22.865	41.421	29.121	238.9	4:48.629	3		1:35.690	23.223	43.140	29.327	238.9	4:53.349
4		1:33.211	22.825	41.225	29.161	238.9	6:21.840	4		1:34.246	22.930	41.634	29.682	238.9	6:27.595
5		1:34.304	23.358	41.890	29.056	230.7	7:56.144	5		1:34.019	22.999	41.655	29.365	238.9	8:01.614
6		1:32.831	22.776	41.092	28.963	238.4	9:28.975	6		1:33.600	23.008	41.512	29.080	238.4	9:35.214
7		1:32.602	22.740	40.865	28.997	238.9	11:01.577	7		1:33.095	22.767	41.323	29.005	240.0	11:08.309
8		1:32.618	22.724	41.030	28.864	238.4	12:34.195	8		1:33.480	22.827	41.440	29.213	230.7	12:41.789
9		1:33.006	22.700	41.152	29.154	239.4	14:07.201	9		1:34.458	22.751	41.589	30.118	241.0	14:16.247
10		1:32.682	22.710	41.032	28.940	239.4	15:39.883	10		1:35.313	23.217	42.600	29.496	231.7	15:51.560
11		1:33.212	22.760	41.445	29.007	240.0	17:13.095	11		1:33.225	22.841	41.298	29.086	238.4	17:24.785
12		1:32.828	22.785	41.027	29.016	239.4	18:45.923	12		1:33.150	22.700	41.387	29.063	238.9	18:57.935
13		1:32.780	22.756	40.998	29.026	239.4	20:18.703	13		1:33.377	22.759	41.362	29.256	237.3	20:31.312
14		1:33.149	22.748	41.321	29.080	238.4	21:51.852	14		1:33.756	22.737	41.819	29.200	224.5	22:05.068
15		1:33.242	22.756	41.339	29.147	239.4	23:25.094	15		1:33.890	22.644	41.629	29.617	227.8	23:38.958
16		1:33.438	22.743	41.151	29.544	238.4	24:58.532	16		1:33.173	22.743	41.258	29.172	238.9	25:12.131
17		1:33.024	22.735	41.177	29.112	238.9	26:31.556	17		1:33.834	22.866	41.749	29.219	239.4	26:45.965
18		1:33.089	22.813	41.184	29.092	238.9	28:04.645	18		1:33.375	22.825	41.403	29.147	239.4	28:19.340
19		1:32.872	22.729	41.178	28.965	240.0	29:37.517	19		1:33.020	22.734	41.260	29.026	238.4	29:52.360
20		1:33.160	22.824	41.214	29.122	238.9	31:10.677	20		1:33.538	22.911	41.391	29.236	237.8	31:25.898

29

Louis Rousset

Porsche 911 GT3 Cup **49**

Karim Ajlani

Porsche 911 GT3 Cup

Pro

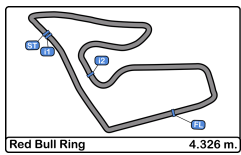
Forestier Racing CLRT

Am

ABM

Lap	D	Time	Sector 1	Sector 2	Sector 3	T. Spd	Elapsed	Lap	D	Time	Sector 1	Sector 2	Sector 3	T. Spd	Elapsed
1		1:40.353	27.545	42.942	29.866	232.2	1:40.353	1		1:45.616	30.650	44.332	30.634	213.4	1:45.616
2		1:33.494	23.097	41.321	29.076	236.8	3:13.847	2		1:35.687	23.246	42.605	29.836	230.2	3:21.303
3		1:32.877	22.999	41.017	28.861	237.8	4:46.724	3		1:35.592	23.561	42.600	29.431	233.2	4:56.895
4		1:33.370	22.756	41.580	29.034	238.9	6:20.094	4		1:36.132	24.990	41.798	29.344	233.2	6:33.027
5		1:33.627	23.141	41.683	28.803	235.2	7:53.721	5		1:34.664	23.240	41.681	29.743	234.7	8:07.691
6		1:32.468	22.744	40.940	28.784	238.4	9:26.189	6		1:35.119	23.348	42.306	29.465	233.2	9:42.810
7		1:33.077	22.651	41.514	28.912	241.0	10:59.266	7		1:34.501	23.201	41.960	29.340	236.3	11:17.311
8		1:32.306	22.762	40.801	28.743	238.4	12:31.572	8		1:34.732	23.143	41.816	29.773	235.8	12:52.043
9		1:32.478	22.801	40.848	28.829	238.9	14:04.050	9		1:34.344	23.159	41.750	29.435	235.8	14:26.387
10		1:32.517	22.751	40.861	28.905	239.4	15:36.567	10		1:34.735	23.232	41.801	29.702	235.8	16:01.122
11		1:32.722	22.753	40.941	29.028	239.4	17:09.289	11		1:34.732	23.219	41.858	29.655	235.2	17:35.854
12		1:32.847	22.870	41.025	28.952	238.4	18:42.136	12		1:34.912	23.212	41.804	29.896	235.2	19:10.766
13		1:32.661	22.726	41.044	28.891	238.9	20:14.797	13		1:35.430	24.011	41.909	29.510	232.7	20:46.196
14		1:32.671	22.731	41.034	28.906	238.4	21:47.468	14		1:34.937	23.129	41.806	30.002	236.3	22:21.133
15		1:32.726	22.758	41.028	28.940	238.9	23:20.194	15		1:34.848	23.168	41.805	29.875	236.3	23:55.981
16		1:34.456	22.639	41.665	30.152	241.6	24:54.650	16		1:36.048	23.145	41.818	31.085	234.7	25:32.029
17		1:32.742	22.745	40.943	29.054	238.9	26:27.392	17		1:35.458	23.683	41.934	29.841	235.8	27:07.487
18		1:33.245	22.730	41.573	28.942	240.0	28:00.637	18		1:34.684	23.370	41.622	29.692	235.2	28:42.171
19		1:33.579	23.459	41.131	28.989	238.4	29:34.216	19		1:34.510	23.282	41.728	29.500	235.8	30:16.681
20		1:33.326	22.914	41.610	28.802	239.4	31:07.542	20		1:35.344	23.268	42.142	29.934	236.3	31:52.025





Red Bull Ring
Porsche Carrera Cup France
Race - 2
Lap Analysis



53

Arthur Mathieu

Porsche 911 GT3 Cup

59

Maxence Maurice

Porsche 911 GT3 Cup

Pro

Martinet by Alméras

Pro-Am

IMSA LS Group Performance

Lap	D	Time	Sector 1	Sector 2	Sector 3	T. Spd	Elapsed	Lap	D	Time	Sector 1	Sector 2	Sector 3	T. Spd	Elapsed
1		1:42.308	29.705	43.081	29.522	233.2	1:42.308	1		1:42.090	29.601	42.831	29.658	225.0	1:42.090
2		1:35.206	23.067	42.139	30.000	228.3	3:17.514	2		1:34.579	23.186	42.038	29.355	230.2	3:16.669
3		1:36.056	23.502	43.468	29.086	242.1	4:53.570	3		1:34.751	23.299	42.245	29.207	234.7	4:51.420
4		1:33.512	23.003	41.419	29.090	239.4	6:27.082	4		1:34.035	23.215	41.727	29.093	234.2	6:25.455
5		1:33.472	23.060	41.450	28.962	238.9	8:00.554	5		1:33.740	22.942	41.736	29.062	234.2	7:59.195
6		1:32.997	22.693	41.230	29.074	239.4	9:33.551	6		1:33.675	22.893	41.467	29.315	238.4	9:32.870
7		1:33.985	22.987	42.003	28.995	236.8	11:07.536	7		1:35.250	23.721	42.090	29.439	233.7	11:08.120
8		1:33.104	22.762	41.161	29.181	238.9	12:40.640	8		1:33.155	22.855	41.228	29.072	240.0	12:41.275
9		1:35.824	22.809	42.016	30.999	239.4	14:16.464	9		1:35.031	22.905	41.560	30.566	240.5	14:16.306
10		1:33.602	23.022	41.552	29.028	240.0	15:50.066	10		1:34.752	23.189	42.414	29.149	237.3	15:51.058
11		1:33.157	22.814	41.264	29.079	238.4	17:23.223	11		1:33.257	22.851	41.316	29.090	238.4	17:24.315
12		1:33.595	22.951	41.522	29.122	237.3	18:56.818	12		1:33.135	22.788	41.373	28.974	238.9	18:57.450
13		1:33.527	22.934	41.400	29.193	237.8	20:30.345	13		1:33.632	22.850	41.396	29.386	238.9	20:31.082
14		1:33.217	22.812	41.326	29.079	237.3	22:03.562	14		1:33.481	22.854	41.500	29.127	239.4	22:04.563
15		1:33.409	22.823	41.334	29.252	238.4	23:36.971	15		1:33.755	23.030	41.542	29.183	237.8	23:38.318
16		1:33.762	22.827	41.729	29.206	237.3	25:10.733	16		1:33.501	22.940	41.450	29.111	237.3	25:11.819
17		1:33.432	22.859	41.349	29.224	238.9	26:44.165	17		1:33.953	22.948	41.717	29.288	237.8	26:45.772
18		1:33.479	22.813	41.454	29.212	238.4	28:17.644	18		1:33.910	22.966	41.870	29.074	237.3	28:19.682
19		1:33.408	22.776	41.402	29.230	238.9	29:51.052	19		1:33.182	22.821	41.407	28.954	240.0	29:52.864
20		1:33.658	22.881	41.444	29.333	237.8	31:24.710	20		1:33.617	22.923	41.470	29.224	238.9	31:26.481

56

Frédéric Ancel

Porsche 911 GT3 Cup

66

Gilles Colombani

Porsche 911 GT3 Cup

Pro-Am

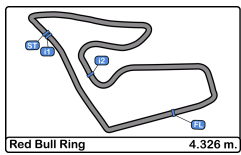
Porsche Lorient Racing

Am

Team Clairet Sport

Lap	D	Time	Sector 1	Sector 2	Sector 3	T. Spd	Elapsed	Lap	D	Time	Sector 1	Sector 2	Sector 3	T. Spd	Elapsed
1		1:46.544	32.171	43.977	30.396	212.1	1:46.544	1		1:46.121	30.858	44.581	30.682	209.3	1:46.121
2		1:36.030	23.831	42.348	29.851	232.7	3:22.574	2		1:36.386	23.530	42.899	29.957	234.7	3:22.507
3		1:34.815	23.397	41.795	29.623	236.8	4:57.389	3		1:35.668	23.451	42.377	29.840	234.2	4:58.175
4		1:37.280	25.580	41.905	29.795	231.2	6:34.669	4		1:36.190	24.562	41.956	29.672	233.2	6:34.365
5		1:34.790	23.240	41.792	29.758	238.9	8:09.459	5		1:34.895	23.030	42.145	29.720	238.4	8:09.260
6		1:34.894	23.207	41.880	29.807	233.2	9:44.353	6		1:34.742	23.081	42.014	29.647	232.2	9:44.002
7		1:35.401	23.125	42.438	29.838	226.8	11:19.754	7		1:35.124	23.140	42.219	29.765	235.2	11:19.126
8		1:34.661	23.180	41.667	29.814	237.8	12:54.415	8		1:35.076	22.984	42.325	29.767	237.8	12:54.202
9		1:34.803	23.260	41.648	29.895	237.8	14:29.218	9		1:34.620	22.995	41.923	29.702	236.8	14:28.822
10		1:34.039	23.177	41.626	29.236	236.8	16:03.257	10		1:35.597	22.952	42.632	30.013	236.3	16:04.419
11		1:33.636	22.771	41.458	29.407	237.8	17:36.893	11		1:34.973	23.197	42.146	29.630	233.7	17:39.392
12		1:34.105	22.962	41.395	29.748	237.3	19:10.998	12		1:34.710	23.091	41.866	29.753	234.2	19:14.102
13		1:34.509	23.505	41.379	29.625	236.3	20:45.507	13		1:34.824	22.991	42.236	29.597	238.4	20:48.926
14		1:33.801	23.078	41.237	29.486	235.8	22:19.308	14		1:34.682	23.061	42.044	29.577	236.3	22:23.608
15		1:33.985	23.085	41.387	29.513	236.3	23:53.293	15		1:34.843	23.302	41.948	29.593	236.3	23:58.451
16		1:34.266	23.397	41.540	29.329	234.2	25:27.559	16		1:34.927	23.094	42.071	29.762	235.8	25:33.378
17		1:33.585	23.015	41.276	29.294	236.3	27:01.144	17		1:35.238	23.441	42.042	29.755	235.8	27:08.616
18		1:33.413	22.978	41.152	29.283	236.3	28:34.557	18		1:35.093	23.225	42.067	29.801	235.2	28:43.709
19		1:33.763	23.060	41.360	29.343	236.3	30:08.320	19		1:35.107	23.135	42.206	29.766	236.3	30:18.816
20		1:33.764	23.152	41.201	29.411	235.8	31:42.084	20			23.125	42.079		236.8	





Red Bull Ring
Porsche Carrera Cup France
Race - 2
Lap Analysis



73

Sébastien Poisson

Porsche 911 GT3 Cup **76**

Louis Perrot

Porsche 911 GT3 Cup

Am

ABM Pro

IMSA LS Group Performance

Lap	D	Time	Sector 1	Sector 2	Sector 3	T. Spd	Elapsed	Lap	D	Time	Sector 1	Sector 2	Sector 3	T. Spd	Elapsed
1		1:45.214	30.159	44.893	30.162	221.7	1:45.214	1		1:38.293	26.489	42.623	29.181	224.0	1:38.293
2		1:34.530	23.183	42.128	29.219	238.4	3:19.744	2		1:33.499	22.885	41.471	29.143	238.4	3:11.792
3		1:34.756	23.025	42.314	29.417	239.4	4:54.500	3		1:32.660	22.748	41.099	28.813	239.4	4:44.452
4		1:33.773	22.933	41.600	29.240	240.0	6:28.273	4		1:32.512	22.649	40.921	28.942	239.4	6:16.964
5		1:33.957	22.989	41.779	29.189	240.0	8:02.230	5		1:32.147	22.600	40.822	28.725	239.4	7:49.111
6		1:33.943	23.086	41.677	29.180	239.4	9:36.173	6		1:32.290	22.574	40.826	28.890	239.4	9:21.401
7		1:33.258	22.926	41.209	29.123	240.5	11:09.431	7		1:32.239	22.602	40.829	28.808	240.0	10:53.640
8		1:33.569	22.949	41.277	29.343	241.0	12:43.000	8		1:32.166	22.543	40.873	28.750	239.4	12:25.806
9		1:33.877	22.855	41.376	29.646	240.5	14:16.877	9		1:32.375	22.650	41.002	28.723	239.4	13:58.181
10		1:35.001	23.153	42.454	29.394	240.0	15:51.878	10		1:32.279	22.636	40.807	28.836	240.0	15:30.460
11		1:34.226	23.005	41.923	29.298	232.2	17:26.104	11		1:32.254	22.603	40.870	28.781	240.0	17:02.714
12		1:34.278	23.187	41.654	29.437	240.0	19:00.382	12		1:32.462	22.764	40.905	28.793	238.9	18:35.176
13		1:33.731	23.019	41.458	29.254	239.4	20:34.113	13		1:32.394	22.562	41.040	28.792	240.0	20:07.570
14		1:33.900	23.080	41.692	29.128	238.9	22:08.013	14		1:32.361	22.538	40.963	28.860	238.9	21:39.931
15		1:33.870	22.938	41.619	29.313	239.4	23:41.883	15		1:32.330	22.633	40.952	28.745	240.0	23:12.261
16		1:34.016	22.944	41.823	29.249	239.4	25:15.899	16		1:32.460	22.554	41.150	28.756	240.0	24:44.721
17		1:34.037	23.092	41.533	29.412	240.0	26:49.936	17		1:32.099	22.621	40.850	28.628	239.4	26:16.820
18		1:33.838	23.113	41.357	29.368	240.0	28:23.774	18		1:32.065	22.536	40.798	28.731	240.0	27:48.885
19		1:35.212	23.130	42.142	29.940	238.9	29:58.986	19		1:32.202	22.517	40.935	28.750	240.5	29:21.087
20		1:34.166	23.118	41.812	29.236	237.8	31:33.152	20		1:32.784	22.561	41.143	29.080	240.0	30:53.871

74

Victor Blugeon

Porsche 911 GT3 Cup **77**

Jérémy Sarhy

Porsche 911 GT3 Cup

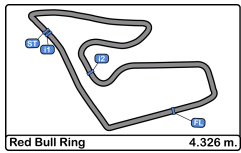
Pro

ABM Pro

Racing Technology

Lap	D	Time	Sector 1	Sector 2	Sector 3	T. Spd	Elapsed	Lap	D	Time	Sector 1	Sector 2	Sector 3	T. Spd	Elapsed
1		1:40.838	28.360	42.500	29.978	228.3	1:40.838	1		1:39.166	27.178	42.791	29.197	230.2	1:39.166
2		1:33.699	22.983	41.823	28.893	233.7	3:14.537	2		1:33.207	22.814	41.446	28.947	239.4	3:12.373
3		1:32.954	22.866	41.211	28.877	238.4	4:47.491	3		1:33.184	22.855	41.323	29.006	240.0	4:45.557
4		1:33.068	22.882	41.195	28.991	238.4	6:20.559	4		1:32.465	22.663	41.018	28.784	240.5	6:18.022
5		1:33.591	22.779	41.721	29.091	231.7	7:54.150	5		1:32.415	22.683	40.897	28.835	241.0	7:50.437
6		1:33.254	22.725	41.799	28.730	238.9	9:27.404	6		1:32.552	22.556	41.155	28.841	236.8	9:22.989
7		1:32.706	22.821	41.005	28.880	238.9	11:00.110	7		1:32.534	22.618	41.143	28.773	241.6	10:55.523
8		1:32.634	22.704	41.055	28.875	237.8	12:32.744	8		1:32.533	22.605	41.043	28.885	242.1	12:28.056
9		1:32.655	22.716	41.066	28.873	238.4	14:05.399	9		1:32.466	22.609	41.076	28.781	240.5	14:00.522
10		1:32.683	22.833	41.083	28.767	237.8	15:38.082	10		1:32.424	22.622	40.997	28.805	240.5	15:32.946
11		1:32.929	22.750	41.146	29.033	237.8	17:11.011	11		1:32.462	22.582	40.935	28.945	240.5	17:05.408
12		1:33.177	22.816	41.407	28.954	237.8	18:44.188	12		1:32.524	22.621	41.096	28.807	240.5	18:37.932
13		1:33.454	22.887	41.637	28.930	238.4	20:17.642	13		1:32.855	22.624	41.373	28.858	241.0	20:10.787
14		1:33.331	22.878	41.552	28.901	237.3	21:50.973	14		1:32.490	22.568	41.038	28.884	240.5	21:43.277
15		1:32.934	22.839	40.987	29.108	237.8	23:23.907	15		1:32.680	22.677	41.078	28.925	240.5	23:15.957
16		1:32.986	22.875	41.171	28.940	237.3	24:56.893	16		1:32.651	22.743	41.117	28.791	240.5	24:48.608
17		1:32.812	22.757	41.048	29.007	237.3	26:29.705	17		1:32.621	22.710	41.057	28.854	239.4	26:21.229
18		1:32.915	22.772	41.189	28.954	237.8	28:02.620	18		1:32.680	22.651	41.148	28.881	241.0	27:53.909
19		1:33.259	22.767	41.420	29.072	237.8	29:35.879	19		1:32.833	22.649	41.204	28.980	242.6	29:26.742
20		1:33.076	22.962	41.240	28.874	237.3	31:08.955	20		1:32.834	22.616	41.129	29.089	240.5	30:59.576





Red Bull Ring
Porsche Carrera Cup France
Race - 2
Lap Analysis



78

Dominique Bastien

Porsche 911 GT3 Cup

96

Zakhar Slutskii

Porsche 911 GT3 Cup

Am

Speedlover

Pro

Target Compétition

Lap D	Time	Sector 1	Sector 2	Sector 3	T. Spd	Elapsed	Lap D	Time	Sector 1	Sector 2	Sector 3	T. Spd	Elapsed
1	1:47.873	31.865	45.492	30.516	210.1	1:47.873	1	1:40.061	27.697	42.789	29.575	230.2	1:40.061
2	1:36.438	23.570	42.860	30.008	231.7	3:24.311	2	1:33.334	22.965	41.307	29.062	237.8	3:13.395
3	1:36.169	23.344	42.539	30.286	235.2	5:00.480	3	1:32.825	22.839	41.215	28.771	240.0	4:46.220
4	1:37.172	23.903	42.599	30.670	231.7	6:37.652	4	1:33.737	23.084	41.693	28.960	237.3	6:19.957
5	1:37.485	24.368	42.711	30.406	231.7	8:15.137	5	1:32.525	22.666	41.057	28.802	238.4	7:52.482
6	1:35.953	23.300	42.409	30.244	232.7	9:51.090	6	1:32.789	22.773	41.179	28.837	238.9	9:25.271
7	1:36.254	23.508	42.346	30.400	229.2	11:27.344	7	1:32.575	22.739	40.954	28.882	240.0	10:57.846
8	1:36.574	23.391	42.602	30.581	230.7	13:03.918	8	1:32.571	22.713	41.023	28.835	238.9	12:30.417
9	1:35.898	23.348	42.661	29.889	232.2	14:39.816	9	1:33.110	22.859	41.395	28.856	225.9	14:03.527
10	1:35.471	23.275	42.112	30.084	232.2	16:15.287	10	1:32.707	22.851	41.025	28.831	240.0	15:36.234
11	1:35.701	23.535	42.161	30.005	231.2	17:50.988	11	1:32.544	22.721	41.041	28.782	239.4	17:08.778
12	1:35.967	23.411	42.579	29.977	226.8	19:26.955	12	1:32.557	22.717	40.965	28.875	238.9	18:41.335
13	2:01.808	23.922	1:07.575	30.311	231.7	21:28.763	13	1:32.694	22.688	41.092	28.914	237.8	20:14.029
14	1:38.341	23.534	43.174	31.633	228.8	23:07.104	14	1:32.945	22.848	41.246	28.851	237.8	21:46.974
15	2:03.578 P	23.873	52.486	47.219	225.9	25:10.682	15	1:32.707	22.769	41.034	28.904	238.9	23:19.681

89

Bashar Mardini

Porsche 911 GT3 Cup

Pro-Am

Tsunami RT

Lap D	Time	Sector 1	Sector 2	Sector 3	T. Spd	Elapsed
1	1:41.456	28.728	42.932	29.796	226.4	1:41.456
2	1:34.517	23.140	42.067	29.310	236.3	3:15.973
3	1:34.142	22.939	41.802	29.401	238.4	4:50.115
4	1:34.031	22.945	41.891	29.195	237.8	6:24.146
5	1:33.550	22.892	41.479	29.179	238.9	7:57.696
6	1:33.879	22.894	41.768	29.217	238.4	9:31.575
7	1:33.733	22.839	41.724	29.170	237.8	11:05.308
8	1:34.349	22.892	41.880	29.577	237.8	12:39.657
9	1:34.003	22.841	41.432	29.730	236.8	14:13.660
10	1:33.593	22.914	41.476	29.203	237.8	15:47.253
11	1:33.687	22.972	41.538	29.177	237.8	17:20.940
12	1:33.540	22.922	41.432	29.186	237.3	18:54.480
13	1:33.504	22.920	41.374	29.210	237.8	20:27.984
14	1:33.908	23.075	41.693	29.140	236.3	22:01.892
15	1:33.573	22.921	41.465	29.187	236.8	23:35.465
16	1:33.631	22.932	41.442	29.257	237.3	25:09.096
17	1:33.426	22.926	41.364	29.136	237.3	26:42.522
18	1:33.359	22.872	41.338	29.149	236.8	28:15.881
19	1:33.692	23.016	41.448	29.228	236.8	29:49.573
20	1:34.054	23.392	41.495	29.167	235.8	31:23.627

97

Artem Slutskii

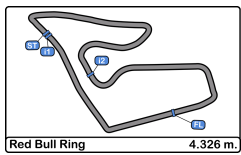
Porsche 911 GT3 Cup

Pro

Target Compétition

Lap D	Time	Sector 1	Sector 2	Sector 3	T. Spd	Elapsed
1	1:39.669	27.439	42.843	29.387	234.2	1:39.669
2	1:33.343	22.859	41.420	29.064	237.8	3:13.012
3	1:32.995	22.732	41.232	29.031	238.4	4:46.007
4	1:32.532	22.668	41.023	28.841	240.0	6:18.539
5	1:32.666	22.678	41.141	28.847	238.9	7:51.205
6	1:32.436	22.685	41.070	28.681	237.3	9:23.641
7	1:32.650	22.692	41.005	28.953	237.3	10:56.291
8	1:32.553	22.808	40.968	28.777	236.8	12:28.844
9	1:32.650	22.638	41.060	28.952	237.3	14:01.494
10	1:32.582	22.723	40.937	28.922	237.3	15:34.076
11	1:33.018	22.689	41.511	28.818	237.3	17:07.094
12	1:32.543	22.645	41.089	28.809	237.3	18:39.637
13	1:32.643	22.684	41.176	28.783	238.9	20:12.280
14	1:32.669	22.687	41.108	28.874	238.4	21:44.949
15	1:32.973	22.724	41.128	29.121	238.9	23:17.922
16	1:33.082	22.821	41.315	28.946	237.8	24:51.004
17	1:32.599	22.733	40.991	28.875	238.4	26:23.603
18	1:32.663	22.849	41.049	28.765	238.4	27:56.266
19	1:32.682	22.760	41.083	28.839	237.8	29:28.948
20	1:32.692	22.772	41.082	28.838	238.9	31:01.640





Red Bull Ring
Porsche Carrera Cup France
Race - 2
Lap Analysis



98

Dorian Boccia

Porsche 911 GT3 Cup

911

Christophe Lapiere

Porsche 911 GT3 Cup

Pro

Forestier Racing CLRT

Pro-Am

Martinet by Alméras

Lap	D	Time	Sector 1	Sector 2	Sector 3	T. Spd	Elapsed	Lap	D	Time	Sector 1	Sector 2	Sector 3	T. Spd	Elapsed
1		1:43.257	30.587	43.455	29.215	217.3	1:43.257	1		1:43.132	30.201	43.285	29.646	214.7	1:43.132
2		1:33.536	23.332	41.271	28.933	235.2	3:16.793	2		1:35.443	23.846	42.209	29.388	226.8	3:18.575
3		1:32.642	22.810	41.124	28.708	237.8	4:49.435	3		1:33.879	22.938	41.791	29.150	234.7	4:52.454
4		1:32.504	22.689	40.881	28.934	241.0	6:21.939	4		1:33.441	22.857	41.394	29.190	236.8	6:25.895
5		1:32.726	23.181	41.018	28.527	234.2	7:54.665	5		1:33.804	22.862	41.709	29.233	231.2	7:59.699
6		1:31.793	22.462	40.720	28.611	236.8	9:26.458	6		1:33.416	23.081	41.260	29.075	236.3	9:33.115
7		1:32.096	22.494	41.015	28.587	240.5	10:58.554	7		1:33.748	23.168	41.362	29.218	237.8	11:06.863
8		1:31.890	22.578	40.697	28.615	239.4	12:30.444	8		1:33.469	22.733	41.388	29.348	238.9	12:40.332
9		1:32.322	22.704	40.880	28.738	237.8	14:02.766	9		1:35.334	23.126	42.032	30.176	232.7	14:15.666
10		1:31.854	22.572	40.593	28.689	240.0	15:34.620	10		1:33.338	22.873	41.322	29.143	237.8	15:49.004
11		1:31.833	22.490	40.720	28.623	240.5	17:06.453	11		1:33.492	22.987	41.251	29.254	237.8	17:22.496
12		1:31.788	22.605	40.560	28.623	240.0	18:38.241	12		1:33.382	22.828	41.268	29.286	238.4	18:55.878
13		1:31.819	22.444	40.850	28.525	241.6	20:10.060	13		1:33.321	22.911	41.185	29.225	237.3	20:29.199
14		1:32.100	22.555	40.628	28.917	240.0	21:42.160	14		1:33.578	22.949	41.397	29.232	235.8	22:02.777
15		1:32.182	22.512	41.062	28.608	241.6	23:14.342	15		1:33.502	22.897	41.495	29.110	238.4	23:36.279
16		1:31.987	22.695	40.789	28.503	239.4	24:46.329	16		1:33.296	22.785	41.295	29.216	238.9	25:09.575
17		1:31.574	22.635	40.542	28.397	240.0	26:17.903	17		1:33.748	22.903	41.620	29.225	237.8	26:43.323
18		1:31.946	22.620	40.604	28.722	240.0	27:49.849	18		1:33.288	22.795	41.326	29.167	237.8	28:16.611
19		1:32.272	22.621	41.000	28.651	240.5	29:22.121	19		1:33.219	22.760	41.319	29.140	237.8	29:49.830
20		1:31.880	22.491	40.662	28.727	241.0	30:54.001	20		1:34.395	23.487	41.681	29.227	234.7	31:24.225

99

Benjamin Paque

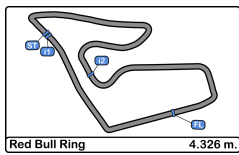
Porsche 911 GT3 Cup

Pro

Forestier Racing CLRT

Lap	D	Time	Sector 1	Sector 2	Sector 3	T. Spd	Elapsed
1		1:43.843	30.804	43.519	29.520	221.7	1:43.843
2		1:34.012	23.084	41.736	29.192	232.2	3:17.855
3		1:33.752	23.270	41.561	28.921	238.9	4:51.607
4		1:33.160	22.807	40.954	29.399	240.0	6:24.767
5		1:33.423	23.508	41.003	28.912	238.4	7:58.190
6		1:33.583	22.649	41.702	29.232	236.8	9:31.773
7		1:32.111	22.610	40.850	28.651	241.0	11:03.884
8		1:31.804	22.579	40.655	28.570	240.5	12:35.688
9		1:32.651	22.418	41.294	28.939	242.6	14:08.339
10		1:31.944	22.577	40.661	28.706	242.1	15:40.283
11		1:31.817	22.439	40.858	28.520	242.1	17:12.100
12		1:32.196	22.514	40.901	28.781	241.6	18:44.296
13		1:32.351	22.903	40.952	28.496	243.2	20:16.647
14		1:31.804	22.454	40.782	28.568	241.0	21:48.451
15		1:31.997	22.482	40.808	28.707	241.0	23:20.448
16		1:33.186	22.501	41.320	29.365	241.6	24:53.634
17		1:32.522	22.928	40.791	28.803	240.0	26:26.156
18		1:31.776	22.482	40.660	28.634	241.0	27:57.932
19		1:31.963	22.444	40.749	28.770	241.0	29:29.895
20		1:32.084	22.515	40.803	28.766	241.6	31:01.979





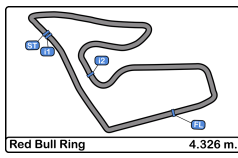
Red Bull Ring
Porsche Carrera Cup France
Race - 2



Analysis by Lap

Num	Lap Time	Gap	Num	Lap Time	Gap	Num	Lap Time	Gap	Num	Lap Time	Gap	Num	Lap Time	Gap
Lap 1			Lap 3			Lap 5			Lap 7			Lap 9		
1	1:37.462		1	1:32.094		1	1:31.764		1	1:31.784		1	1:31.953	
22	1:37.782	00.320	22	1:32.756	01.453	22	1:32.222	02.356	22	1:32.054	03.204	22	1:32.206	03.941
76	1:38.293	00.831	76	1:32.660	02.414	76	1:32.147	03.258	76	1:32.239	04.239	76	1:32.375	04.958
5	1:38.676	01.214	5	1:32.987	03.132	5	1:32.485	04.355	5	1:32.512	05.794	5	1:32.421	06.698
77	1:39.166	01.704	77	1:33.184	03.519	77	1:32.415	04.584	77	1:32.534	06.122	77	1:32.466	07.299
97	1:39.669	02.207	97	1:32.995	03.969	97	1:32.666	05.352	97	1:32.650	06.890	97	1:32.650	08.271
96	1:40.061	02.599	96	1:32.825	04.182	96	1:32.525	06.629	96	1:32.575	08.445	98	1:32.322	09.543
29	1:40.353	02.891	29	1:32.877	04.686	29	1:33.627	07.868	98	1:32.096	09.153	96	1:33.110	10.304
27	1:40.703	03.241	74	1:32.954	05.453	74	1:33.591	08.297	29	1:33.077	09.865	29	1:32.478	10.827
74	1:40.838	03.376	27	1:33.407	06.591	98	1:32.726	08.812	74	1:32.706	10.709	74	1:32.655	12.176
2	1:41.116	03.654	2	1:33.655	07.168	27	1:34.304	10.291	27	1:32.602	12.176	27	1:33.006	13.978
89	1:41.456	03.994	98	1:32.642	07.397	2	1:33.917	10.646	2	1:32.762	12.797	2	1:33.137	14.955
7	1:41.622	04.160	89	1:34.142	08.077	89	1:33.550	11.843	99	1:32.111	14.483	99	1:32.651	15.116
59	1:42.090	04.628	7	1:34.067	08.385	7	1:33.367	12.110	89	1:33.733	15.907	7	1:33.143	20.011
53	1:42.308	04.846	59	1:34.751	09.382	99	1:33.423	12.337	7	1:33.284	16.223	89	1:34.003	20.437
38	1:42.918	05.456	99	1:33.752	09.569	59	1:33.740	13.342	911	1:33.748	17.462	911	1:35.334	22.443
911	1:43.132	05.670	911	1:33.879	10.416	911	1:33.804	13.846	53	1:33.985	18.135	38	1:34.458	23.024
98	1:43.257	05.795	38	1:35.690	11.311	53	1:33.472	14.701	59	1:35.250	18.719	59	1:35.031	23.083
99	1:43.843	06.381	53	1:36.056	11.532	38	1:34.019	15.761	38	1:33.095	18.908	53	1:35.824	23.241
24	1:45.094	07.632	73	1:34.756	12.462	73	1:33.957	16.377	73	1:33.258	20.030	73	1:33.877	23.654
73	1:45.214	07.752	24	1:35.372	14.415	24	1:35.005	21.730	49	1:34.501	27.910	49	1:34.344	33.164
49	1:45.616	08.154	12	1:35.065	14.700	49	1:34.664	21.838	66	1:35.124	29.725	66	1:34.620	35.599
66	1:46.121	08.659	49	1:35.592	14.857	66	1:34.895	23.407	24	1:35.878	30.226	56	1:34.803	35.995
12	1:46.389	08.927	56	1:34.815	15.351	56	1:34.790	23.606	56	1:35.401	30.353	24	1:34.874	37.556
56	1:46.544	09.082	66	1:35.668	16.137	8	1:35.968	27.868	8	1:34.674	33.811	8	1:35.281	40.663
78	1:47.873	10.411	78	1:36.169	18.442	78	1:37.485	29.284	78	1:36.254	37.943	12	1:33.615	43.361
8	1:48.655	11.193	8	1:35.444	19.415	12	1:33.655	34.294	12	1:34.434	39.634	78	1:35.898	46.593
Lap 2			Lap 4			Lap 6			Lap 8			Lap 10		
1	1:32.482		1	1:32.051		1	1:31.764		1	1:31.869		1	1:31.811	
22	1:32.953	00.791	22	1:32.496	01.898	22	1:32.342	02.934	22	1:32.353	03.688	22	1:32.493	04.623
76	1:33.499	01.848	76	1:32.512	02.875	76	1:32.290	03.784	76	1:32.166	04.536	76	1:32.279	05.426
5	1:33.507	02.239	5	1:32.553	03.634	5	1:32.475	05.066	5	1:32.305	06.230	5	1:32.528	07.415
77	1:33.207	02.429	77	1:32.465	03.933	77	1:32.552	05.372	77	1:32.533	06.786	77	1:32.424	07.912
97	1:33.343	03.068	97	1:32.532	04.450	97	1:32.436	06.024	97	1:32.553	07.574	97	1:32.582	09.042
96	1:33.334	03.451	96	1:33.737	05.868	96	1:32.789	07.654	96	1:32.571	09.147	98	1:31.854	09.586
29	1:33.494	03.903	29	1:33.370	06.005	29	1:32.468	08.572	98	1:31.890	09.174	96	1:32.707	11.200
74	1:33.699	04.593	74	1:33.068	06.470	98	1:31.793	08.841	29	1:32.306	10.302	29	1:32.517	11.533
27	1:34.519	05.278	27	1:33.211	07.751	74	1:33.254	09.787	74	1:32.634	11.474	74	1:32.683	13.048
2	1:34.435	05.607	98	1:32.504	07.850	27	1:32.831	11.358	27	1:32.618	12.925	27	1:32.682	14.849
89	1:34.517	06.029	2	1:33.376	08.493	2	1:32.937	11.819	2	1:32.843	13.771	99	1:31.944	15.249
7	1:34.734	06.412	89	1:34.031	10.057	89	1:33.879	13.958	99	1:31.804	14.418	2	1:33.175	16.319
59	1:34.579	06.725	7	1:34.173	10.507	99	1:33.583	14.156	89	1:34.349	18.387	7	1:32.853	21.053
98	1:33.536	06.849	99	1:33.160	10.678	7	1:34.377	14.723	7	1:34.467	18.821	89	1:33.593	22.219
53	1:35.206	07.570	59	1:34.035	11.366	59	1:33.675	15.253	911	1:33.469	19.062	911	1:33.338	23.970
38	1:34.741	07.715	911	1:33.441	11.806	911	1:33.416	15.498	53	1:33.104	19.370	53	1:33.602	25.032
99	1:34.012	07.911	53	1:33.512	12.993	53	1:32.997	15.934	59	1:33.155	20.005	59	1:34.752	26.024
911	1:35.443	08.631	38	1:34.246	13.506	38	1:33.600	17.597	38	1:33.480	20.519	38	1:35.313	26.526
73	1:34.530	09.800	73	1:33.773	14.184	73	1:33.943	18.556	73	1:33.569	21.730	73	1:35.001	26.844
24	1:35.987	11.137	24	1:36.125	18.489	49	1:35.119	25.193	49	1:34.732	30.773	49	1:34.735	36.088
49	1:35.687	11.359	49	1:36.132	18.938	24	1:36.166	26.132	66	1:35.076	32.932	56	1:34.039	38.223
12	1:35.284	11.729	66	1:36.190	20.276	66	1:34.742	26.385	56	1:34.661	33.145	66	1:35.597	39.385
66	1:36.386	12.563	56	1:37.280	20.580	56	1:34.894	26.736	24	1:36.278	34.635	24	1:34.636	40.381
56	1:36.030	12.630	78	1:37.172	23.563	8	1:34.817	30.921	8	1:35.393	37.335	8	1:35.356	44.208
78	1:36.438	14.367	8	1:36.300	23.664	78	1:35.953	33.473	12	1:33.934	41.699	12	1:33.393	44.943
8	1:37.354	16.065	12	1:49.754	32.403	12	1:34.454	36.984	78	1:36.574	42.648	78	1:35.471	50.253





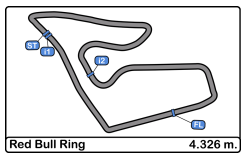
Red Bull Ring
Porsche Carrera Cup France
Race - 2



Analysis by Lap

Num	Lap Time	Gap	Num	Lap Time	Gap	Num	Lap Time	Gap	Num	Lap Time	Gap	Num	Lap Time	Gap			
Lap 11			Lap 13			Lap 15			Lap 17			Lap 19					
1	1:31.927		1	1:32.161		1	1:32.238		1	1:32.064		1	1:32.299				
22	1:32.220	04.916	22	1:32.266	05.324	78	1:38.341	1 Lap	22	1:32.147	06.115	22	1:32.321	06.267			
76	1:32.254	05.753	76	1:32.394	06.472	22	1:32.274	05.762	76	1:32.099	07.375	76	1:32.202	07.198			
5	1:32.199	07.687	5	1:32.246	08.206	76	1:32.330	06.946	98	1:31.574	08.458	98	1:32.272	08.232			
77	1:32.462	08.447	98	1:31.819	08.962	98	1:32.182	09.027	5	1:32.828	11.490	5	1:32.730	12.336			
98	1:31.833	09.492	77	1:32.855	09.689	5	1:33.446	10.072	77	1:32.621	11.784	77	1:32.833	12.853			
97	1:33.018	10.133	97	1:32.643	11.182	77	1:32.680	10.642	97	1:32.599	14.158	97	1:32.682	15.059			
96	1:32.544	11.817	96	1:32.694	12.931	97	1:32.973	12.607	99	1:32.522	16.711	99	1:31.963	16.006			
29	1:32.722	12.328	29	1:32.661	13.699	96	1:32.707	14.366	96	1:33.534	17.551	96	1:33.288	19.960			
74	1:32.929	14.050	99	1:32.351	15.549	29	1:32.726	14.879	29	1:32.742	17.947	29	1:33.579	20.327			
99	1:31.817	15.139	74	1:33.454	16.544	99	1:31.997	15.133	74	1:32.812	20.260	74	1:33.259	21.990			
27	1:33.212	16.134	27	1:32.780	17.605	74	1:32.934	18.592	27	1:33.024	22.111	27	1:32.872	23.628			
2	1:33.108	17.500	2	1:33.037	19.249	27	1:33.242	19.779	2	1:32.975	22.919	2	1:32.976	24.774			
7	1:32.721	21.847	7	1:32.782	22.959	2	1:32.983	20.912	7	1:32.793	25.944	7	1:32.906	27.365			
89	1:33.687	23.979	89	1:33.504	26.886	7	1:32.833	24.301	89	1:33.426	33.077	89	1:33.692	35.684			
911	1:33.492	25.535	911	1:33.321	28.101	89	1:33.573	30.150	911	1:33.748	33.878	911	1:33.219	35.941			
53	1:33.157	26.262	53	1:33.527	29.247	911	1:33.502	30.964	53	1:33.432	34.720	53	1:33.408	37.163			
59	1:33.257	27.354	59	1:33.632	29.984	53	1:33.409	31.656	59	1:33.953	36.327	38	1:33.020	38.471			
38	1:33.225	27.824	38	1:33.377	30.214	59	1:33.755	33.003	38	1:33.834	36.520	59	1:33.182	38.975			
73	1:34.226	29.143	73	1:33.731	33.015	38	1:33.890	33.643	73	1:34.037	40.491	73	1:35.212	45.097			
49	1:34.732	38.893	56	1:34.509	44.409	73	1:33.870	36.568	56	1:33.585	51.699	56	1:33.763	54.431			
56	1:33.636	39.932	49	1:35.430	45.098	56	1:33.985	47.978	49	1:35.458	58.042	49	1:34.510	1:02.792			
66	1:34.973	42.431	66	1:34.824	47.828	49	1:34.848	50.666	66	1:35.238	59.171	66	1:35.107	1:04.927			
24	1:34.681	43.135	24	1:34.613	48.272	66	1:34.843	53.136	24	1:35.137	59.819	24	1:34.858	1:05.421			
8	1:35.057	47.338	12	1:33.727	51.971	24	1:34.882	53.913	12	1:34.220	1:00.802	12	1:34.813	1:05.591			
12	1:34.818	47.834	8	1:34.587	53.952	12	1:33.539	55.023	8	1:35.274	1:07.137	8	1:34.648	1:12.556			
78	1:35.701	54.027	78	2:01.808	1:27.665	8	1:35.624	1:00.508	Num Lap Time Gap			Num Lap Time Gap					
Num Lap Time Gap			Num Lap Time Gap			Num Lap Time Gap			Lap 18			Lap 20					
Lap 12			Lap 14			Lap 16			1	1:32.145		Lap 18			Lap 20		
1	1:31.976		1	1:31.979		1	1:32.066		22	1:32.275	06.245	1	1:32.519		22	1:32.478	06.226
22	1:32.279	05.219	22	1:32.381	05.726	22	1:32.336	06.032	76	1:32.065	07.295	76	1:32.784	07.463			
76	1:32.462	06.239	76	1:32.361	06.854	76	1:32.460	07.340	98	1:31.946	08.259	98	1:31.880	07.593			
5	1:32.410	08.121	5	1:32.637	08.864	98	1:31.987	08.948	5	1:32.560	11.905	5	1:32.802	12.619			
77	1:32.524	08.995	98	1:32.100	09.083	5	1:32.720	10.726	77	1:32.680	12.319	77	1:32.834	13.168			
98	1:31.788	09.304	77	1:32.490	10.200	77	1:32.651	11.227	97	1:32.663	14.676	97	1:32.692	15.232			
97	1:32.543	10.700	97	1:32.669	11.872	97	1:33.082	13.623	99	1:31.776	16.342	99	1:32.084	15.571			
96	1:32.557	12.398	96	1:32.945	13.897	96	1:33.781	16.081	96	1:33.565	18.971	96	1:33.528	20.969			
29	1:32.847	13.199	29	1:32.671	14.391	99	1:33.186	16.253	29	1:33.245	19.047	29	1:33.326	21.134			
74	1:33.177	15.251	99	1:31.804	15.374	29	1:34.456	17.269	74	1:32.915	21.030	74	1:33.076	22.547			
99	1:32.196	15.359	74	1:33.331	17.896	74	1:32.986	19.512	27	1:33.089	23.055	27	1:33.160	24.269			
27	1:32.828	16.986	27	1:33.149	18.775	27	1:33.438	21.151	2	1:33.323	24.097	2	1:32.925	25.180			
2	1:32.849	18.373	2	1:32.897	20.167	2	1:33.162	22.008	7	1:32.959	26.758	7	1:33.032	27.878			
7	1:32.467	22.338	7	1:32.726	23.706	7	1:32.980	25.215	89	1:33.359	34.291	89	1:34.054	37.219			
89	1:33.540	25.543	89	1:33.908	28.815	89	1:33.631	31.715	911	1:33.288	35.021	911	1:34.395	37.817			
911	1:33.382	26.941	911	1:33.578	29.700	911	1:33.296	32.194	53	1:33.479	36.054	53	1:33.658	38.302			
53	1:33.595	27.881	53	1:33.217	30.485	78	2:03.578	1 Lap	38	1:33.375	37.750	38	1:33.538	39.490			
59	1:33.135	28.513	59	1:33.481	31.486	53	1:33.762	33.352	59	1:33.910	38.092	59	1:33.617	40.073			
38	1:33.150	28.998	38	1:33.756	31.991	59	1:33.501	34.438	73	1:33.838	42.184	73	1:34.166	46.744			
73	1:34.278	31.445	73	1:33.900	34.936	38	1:33.173	34.750	56	1:33.413	52.967	56	1:33.764	55.676			
49	1:34.912	41.829	56	1:33.801	46.231	73	1:34.016	38.518	49	1:34.684	1:00.581	49	1:35.344	1:05.617			
56	1:34.105	42.061	49	1:34.937	48.056	56	1:34.266	50.178	66	1:35.093	1:02.119	12	1:34.856	1:07.928			
66	1:34.710	45.165	66	1:34.682	50.531	49	1:36.048	54.648	24	1:35.188	1:02.862	24	1:35.942	1:08.844			
24	1:34.661	45.820	24	1:34.976	51.269	66	1:34.927	55.997	12	1:34.420	1:03.077	8	1:34.806	1:14.843			
12	1:34.547	50.405	12	1:33.730	53.722	24	1:34.899	56.746	8	1:35.215	1:10.207						
8	1:36.164	51.526	8	1:35.149	57.122	12	1:35.689	58.646									
78	1:35.967	58.018				8	1:35.485	1:03.927									



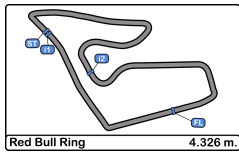


Red Bull Ring
Porsche Carrera Cup France
Race - 2
Best Sectors Results



Sector - 1			Sector - 2			Sector - 3			Ideal Lap vs Best Lap						
Clas	Nº	Driver	Time	Nº	Driver	Time	Nº	Driver	Time	Clas	Nº	Driver	Ideal Lap	Best Lap	Clas
1	99	Benjamin Paque	22.418	98	Dorian Boccolacci	40.542	98	Dorian Boccolacci	28.397	1	98	Dorian Boccolacci	1:31.383	1:31.574	1
2	98	Dorian Boccolacci	22.444	1	Marvin Klein	40.573	1	Marvin Klein	28.493	2	99	Benjamin Paque	1:31.569	1:31.776	3
3	76	Louis Perrot	22.517	99	Benjamin Paque	40.655	99	Benjamin Paque	28.496	3	1	Marvin Klein	1:31.614	1:31.764	2
4	1	Marvin Klein	22.548	22	Alessandro Ghiretti	40.705	22	Alessandro Ghiretti	28.570	4	22	Alessandro Ghiretti	1:31.923	1:32.054	4
5	77	Jérémy Sarhy	22.556	76	Louis Perrot	40.798	76	Louis Perrot	28.628	5	76	Louis Perrot	1:31.943	1:32.065	5
6	2	Marc Guillot	22.608	29	Louis Rousset	40.801	7	Jérôme Boullery	28.679	6	29	Louis Rousset	1:32.183	1:32.306	7
7	5	Mathys Jaubert	22.635	5	Mathys Jaubert	40.840	97	Artem Slutskii	28.681	7	5	Mathys Jaubert	1:32.199	1:32.199	6
8	97	Artem Slutskii	22.638	27	Marlon Hernandez	40.865	5	Mathys Jaubert	28.724	8	77	Jérémy Sarhy	1:32.226	1:32.415	8
9	29	Louis Rousset	22.639	77	Jérémy Sarhy	40.897	74	Victor Blugeon	28.730	9	97	Artem Slutskii	1:32.256	1:32.436	9
10	38	Sébastien Dussolliet	22.644	97	Artem Slutskii	40.937	29	Louis Rousset	28.743	10	7	Jérôme Boullery	1:32.360	1:32.467	10
11	22	Alessandro Ghiretti	22.648	96	Zakhar Slutskii	40.954	96	Zakhar Slutskii	28.771	11	96	Zakhar Slutskii	1:32.391	1:32.525	11
12	96	Zakhar Slutskii	22.666	7	Jérôme Boullery	40.973	77	Jérémy Sarhy	28.773	12	74	Victor Blugeon	1:32.421	1:32.634	13
13	53	Arthur Mathieu	22.693	74	Victor Blugeon	40.987	2	Marc Guillot	28.831	13	27	Marlon Hernandez	1:32.429	1:32.602	12
14	27	Marlon Hernandez	22.700	2	Marc Guillot	41.113	27	Marlon Hernandez	28.864	14	2	Marc Guillot	1:32.552	1:32.762	14
15	74	Victor Blugeon	22.704	56	Frédéric Ancel	41.152	59	Maxence Maurice	28.954	15	53	Arthur Mathieu	1:32.816	1:32.997	15
16	7	Jérôme Boullery	22.708	53	Arthur Mathieu	41.161	53	Arthur Mathieu	28.962	16	38	Sébastien Dussolliet	1:32.907	1:33.020	16
17	91	Christophe Lapiere	22.733	911	Christophe Lapiere	41.185	38	Sébastien Dussolliet	29.005	17	59	Maxence Maurice	1:32.970	1:33.135	17
18	56	Frédéric Ancel	22.771	12	Ludovic Loeul	41.193	911	Christophe Lapiere	29.075	18	911	Christophe Lapiere	1:32.993	1:33.219	18
19	59	Maxence Maurice	22.788	73	Sébastien Poisson	41.209	73	Sébastien Poisson	29.123	19	56	Frédéric Ancel	1:33.159	1:33.413	22
20	12	Ludovic Loeul	22.833	59	Maxence Maurice	41.228	89	Bashar Mardini	29.136	20	73	Sébastien Poisson	1:33.187	1:33.258	19
21	89	Bashar Mardini	22.839	38	Sébastien Dussolliet	41.258	56	Frédéric Ancel	29.236	21	89	Bashar Mardini	1:33.313	1:33.359	20
22	73	Sébastien Poisson	22.855	89	Bashar Mardini	41.338	49	Karim Ajlani	29.340	22	12	Ludovic Loeul	1:33.368	1:33.393	21
23	8	Christian Jaquillard	22.892	24	Alexandre Leroy	41.544	12	Ludovic Loeul	29.342	23	49	Karim Ajlani	1:34.091	1:34.344	23
24	24	Alexandre Leroy	22.943	49	Karim Ajlani	41.622	66	Gilles Colombani	29.577	24	24	Alexandre Leroy	1:34.221	1:34.613	25
25	66	Gilles Colombani	22.952	8	Christian Jaquillard	41.687	8	Christian Jaquillard	29.648	25	8	Christian Jaquillard	1:34.227	1:34.587	24
26	49	Karim Ajlani	23.129	66	Gilles Colombani	41.866	24	Alexandre Leroy	29.734	26	66	Gilles Colombani	1:34.395	1:34.620	26
27	78	Dominique Bastien	23.275	78	Dominique Bastien	42.112	78	Dominique Bastien	29.889	27	78	Dominique Bastien	1:35.276	1:35.471	27



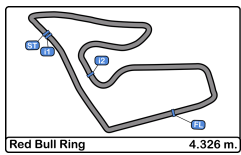


Red Bull Ring
Porsche Carrera Cup France
Race - 2
Leader Sequence



N°	Driver	Nat	Cat	Clas	Team	Nat	Vehicle	Start Lap	End Lap	Laps	Total Laps
1	Marvin Klein	FRA	Pro		TFT Racing	FRA	Porsche 911 GT3 Cup	1	20	20	20



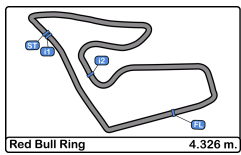


Red Bull Ring
Porsche Carrera Cup France
Race - 2
Best 5 Lap Times



Cls	N°	Driver	Nat	Cat	Cls	Team	Nat	Vehicle	Best 1		Best 2		Best 3		Best 4		Best 5	
									Time	Lap	Time	Lap	Time	Lap	Time	Lap	Time	Lap
1	98	Dorian Bocolacci	FRA	Pro	1	Forestier Racing CLRT	FRA	Porsche 911 GT3 Cup	1:31.574	17	1:31.788	12	1:31.793	6	1:31.819	13	1:31.833	11
2	1	Marvin Klein	FRA	Pro	2	TFT Racing	FRA	Porsche 911 GT3 Cup	1:31.764	5	1:31.764	6	1:31.784	7	1:31.811	10	1:31.869	8
3	99	Benjamin Paque	BEL	Pro	3	Forestier Racing CLRT	FRA	Porsche 911 GT3 Cup	1:31.776	18	1:31.804	8	1:31.804	14	1:31.817	11	1:31.944	10
4	22	Alessandro Ghiretti	FRA	Pro	4	Martinet by Alm�eras	FRA	Porsche 911 GT3 Cup	1:32.054	7	1:32.147	17	1:32.206	9	1:32.220	11	1:32.222	5
5	76	Louis Perrot	FRA	Pro	5	IMSA LS Group Performance	FRA	Porsche 911 GT3 Cup	1:32.065	18	1:32.099	17	1:32.147	5	1:32.166	8	1:32.202	19
6	5	Mathys Jaubert	FRA	Pro	6	TFT Racing	FRA	Porsche 911 GT3 Cup	1:32.199	11	1:32.246	13	1:32.305	8	1:32.410	12	1:32.421	9
7	29	Louis Rousset	FRA	Pro	7	Forestier Racing CLRT	FRA	Porsche 911 GT3 Cup	1:32.306	8	1:32.468	6	1:32.478	9	1:32.517	10	1:32.661	13
8	77	J�r�my Sarhy	FRA	Pro	8	Racing Technology	FRA	Porsche 911 GT3 Cup	1:32.415	5	1:32.424	10	1:32.462	11	1:32.465	4	1:32.466	9
9	97	Artem Slutskii	ISR	Pro	9	Target Comp�tition	ITA	Porsche 911 GT3 Cup	1:32.436	6	1:32.532	4	1:32.543	12	1:32.553	8	1:32.582	10
10	7	J�r�me Boullery	FRA	Pro-Am	1	Racing Technology	FRA	Porsche 911 GT3 Cup	1:32.467	12	1:32.721	11	1:32.726	14	1:32.782	13	1:32.793	17
11	96	Zakhar Slutskii	ISR	Pro	10	Target Comp�tition	ITA	Porsche 911 GT3 Cup	1:32.525	5	1:32.544	11	1:32.557	12	1:32.571	8	1:32.575	7
12	27	Marlon Hernandez	FRA	Pro	11	ABM	FRA	Porsche 911 GT3 Cup	1:32.602	7	1:32.618	8	1:32.682	10	1:32.780	13	1:32.828	12
13	74	Victor Blugeon	FRA	Pro	12	ABM	FRA	Porsche 911 GT3 Cup	1:32.634	8	1:32.655	9	1:32.683	10	1:32.706	7	1:32.812	17
14	2	Marc Guillot	FRA	Pro-Am	2	HERRERO Racing	FRA	Porsche 911 GT3 Cup	1:32.762	7	1:32.843	8	1:32.849	12	1:32.897	14	1:32.925	20
15	53	Arthur Mathieu	FRA	Pro	13	Martinet by Alm�eras	FRA	Porsche 911 GT3 Cup	1:32.997	6	1:33.104	8	1:33.157	11	1:33.217	14	1:33.408	19
16	38	S�bastien Dussollet	FRA	Pro-Am	3	ABM	FRA	Porsche 911 GT3 Cup	1:33.020	19	1:33.095	7	1:33.150	12	1:33.173	16	1:33.225	11
17	59	Maxence Maurice	FRA	Pro-Am	4	IMSA LS Group Performance	FRA	Porsche 911 GT3 Cup	1:33.135	12	1:33.155	8	1:33.182	19	1:33.257	11	1:33.481	14
18	911	Christophe Lapierre	FRA	Pro-Am	5	Martinet by Alm�eras	FRA	Porsche 911 GT3 Cup	1:33.219	19	1:33.288	18	1:33.296	16	1:33.321	13	1:33.338	10
19	73	S�bastien Poisson	FRA	Am	1	ABM	FRA	Porsche 911 GT3 Cup	1:33.258	7	1:33.569	8	1:33.731	13	1:33.773	4	1:33.838	18
20	89	Bashar Mardini	CAN	Pro-Am	6	Tsunami RT	ITA	Porsche 911 GT3 Cup	1:33.359	18	1:33.426	17	1:33.504	13	1:33.540	12	1:33.550	5
21	12	Ludovic Loeul	FRA	Am	2	Porsche Lorient Racing	FRA	Porsche 911 GT3 Cup	1:33.393	10	1:33.539	15	1:33.615	9	1:33.655	5	1:33.727	13
22	56	Fr�d�ric Ancel	FRA	Pro-Am	7	Porsche Lorient Racing	FRA	Porsche 911 GT3 Cup	1:33.413	18	1:33.585	17	1:33.636	11	1:33.763	19	1:33.764	20
23	49	Karim Ajlani	CHE	Am	3	ABM	FRA	Porsche 911 GT3 Cup	1:34.344	9	1:34.501	7	1:34.510	19	1:34.664	5	1:34.684	18
24	8	Christian Jaquillard	CHE	Am	4	Racing Technology	FRA	Porsche 911 GT3 Cup	1:34.587	13	1:34.648	19	1:34.674	7	1:34.806	20	1:34.817	6
25	24	Alexandre Leroy	BEL	Am	5	TFT Racing	FRA	Porsche 911 GT3 Cup	1:34.613	13	1:34.636	10	1:34.661	12	1:34.681	11	1:34.858	19
26	66	Gilles Colombani	FRA	Am	6	Team Clairet Sport	FRA	Porsche 911 GT3 Cup	1:34.620	9	1:34.682	14	1:34.710	12	1:34.742	6	1:34.824	13
27	78	Dominique Bastien	USA	Am	7	Speedlover	BEL	Porsche 911 GT3 Cup	1:35.471	10	1:35.701	11	1:35.898	9	1:35.953	6	1:35.967	12





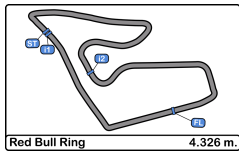
Red Bull Ring
Porsche Carrera Cup France
Race - 2
Best 5 Top Speeds



Top 1 Top 2 Top 3 Top 4 Top 5

Clas	N°	Driver	Nat	Cat	Cls	Team	Nat	Vehicle	Top 1		Top 2		Top 3		Top 4		Top 5		Avg
									Km/h	Lap	Km/h	Lap	Km/h	Lap	Km/h	Lap	Km/h	Lap	
1	99	Benjamin Paque	BEL	Pro	1	Forestier Racing CLRT	FRA	Porsche 911 GT3 Cup	243.2	13	242.6	9	242.1	10	242.1	11	241.6	12	242.3
2	77	Jérémy Sarhy	FRA	Pro	2	Racing Technology	FRA	Porsche 911 GT3 Cup	242.6	19	242.1	8	241.6	7	241.0	5	241.0	13	241.7
3	53	Arthur Mathieu	FRA	Pro	3	Martinet by Alméras	FRA	Porsche 911 GT3 Cup	242.1	3	240.0	10	239.4	4	239.4	6	239.4	9	240.1
4	29	Louis Rousset	FRA	Pro	4	Forestier Racing CLRT	FRA	Porsche 911 GT3 Cup	241.6	16	241.0	7	240.0	18	239.4	10	239.4	11	240.3
5	98	Dorian Bocolacci	FRA	Pro	5	Forestier Racing CLRT	FRA	Porsche 911 GT3 Cup	241.6	13	241.6	15	241.0	4	241.0	20	240.5	7	241.1
6	5	Mathys Jaubert	FRA	Pro	6	TFT Racing	FRA	Porsche 911 GT3 Cup	241.0	15	240.0	3	239.4	4	239.4	5	239.4	6	239.8
7	38	Sébastien Dussolliet	FRA	Pro-Am	1	ABM	FRA	Porsche 911 GT3 Cup	241.0	9	240.0	7	239.4	17	239.4	18	238.9	3	239.7
8	73	Sébastien Poisson	FRA	Am	1	ABM	FRA	Porsche 911 GT3 Cup	241.0	8	240.5	7	240.5	9	240.0	4	240.0	5	240.4
9	2	Marc Guillot	FRA	Pro-Am	2	HERRERO Racing	FRA	Porsche 911 GT3 Cup	240.5	9	240.5	19	240.0	6	240.0	16	240.0	17	240.2
10	27	Marlon Hernandez	FRA	Pro	7	ABM	FRA	Porsche 911 GT3 Cup	240.5	2	240.0	11	240.0	19	239.4	9	239.4	10	239.8
11	59	Maxence Maurice	FRA	Pro-Am	3	IMSA LS Group Performance	FRA	Porsche 911 GT3 Cup	240.5	9	240.0	8	240.0	19	239.4	14	238.9	12	239.7
12	76	Louis Perrot	FRA	Pro	8	IMSA LS Group Performance	FRA	Porsche 911 GT3 Cup	240.5	19	240.0	7	240.0	10	240.0	11	240.0	13	240.1
13	7	Jérôme Boullery	FRA	Pro-Am	4	Racing Technology	FRA	Porsche 911 GT3 Cup	240.0	7	240.0	8	239.4	5	239.4	9	239.4	19	239.6
14	96	Zakhar Slutskii	ISR	Pro	9	Target Compétition	ITA	Porsche 911 GT3 Cup	240.0	3	240.0	7	240.0	10	239.4	11	239.4	18	239.7
15	97	Artem Slutskii	ISR	Pro	10	Target Compétition	ITA	Porsche 911 GT3 Cup	240.0	4	238.9	5	238.9	13	238.9	15	238.9	20	239.1
16	1	Marvin Klein	FRA	Pro	11	TFT Racing	FRA	Porsche 911 GT3 Cup	238.9	18	238.4	4	238.4	5	238.4	11	238.4	15	238.5
17	8	Christian Jaquillard	CHE	Am	2	Racing Technology	FRA	Porsche 911 GT3 Cup	238.9	9	237.8	7	237.3	15	236.8	3	236.8	10	237.5
18	12	Ludovic Loeul	FRA	Am	3	Porsche Lorient Racing	FRA	Porsche 911 GT3 Cup	238.9	9	238.9	17	238.4	18	237.8	8	237.8	10	238.4
19	22	Alessandro Ghiretti	FRA	Pro	12	Martinet by Alméras	FRA	Porsche 911 GT3 Cup	238.9	16	238.9	20	238.4	5	238.4	9	238.4	11	238.6
20	24	Alexandre Leroy	BEL	Am	4	TFT Racing	FRA	Porsche 911 GT3 Cup	238.9	13	238.4	12	237.3	20	236.3	11	235.8	10	237.3
21	56	Frédéric Ancel	FRA	Pro-Am	5	Porsche Lorient Racing	FRA	Porsche 911 GT3 Cup	238.9	5	237.8	8	237.8	9	237.8	11	237.3	12	237.9
22	74	Victor Blugeon	FRA	Pro	13	ABM	FRA	Porsche 911 GT3 Cup	238.9	6	238.9	7	238.4	3	238.4	4	238.4	9	238.6
23	89	Bashar Mardini	CAN	Pro-Am	6	Tsunami RT	ITA	Porsche 911 GT3 Cup	238.9	5	238.4	3	238.4	6	237.8	4	237.8	7	238.3
24	911	Christophe Lapierre	FRA	Pro-Am	7	Martinet by Alméras	FRA	Porsche 911 GT3 Cup	238.9	8	238.9	16	238.4	12	238.4	15	237.8	7	238.5
25	66	Gilles Colombani	FRA	Am	5	Team Claiet Sport	FRA	Porsche 911 GT3 Cup	238.4	5	238.4	13	237.8	8	236.8	9	236.8	20	237.6
26	49	Karim Ajlani	CHE	Am	6	ABM	FRA	Porsche 911 GT3 Cup	236.3	7	236.3	14	236.3	15	236.3	20	235.8	8	236.2
27	78	Dominique Bastien	USA	Am	7	Speedlover	BEL	Porsche 911 GT3 Cup	235.2	3	232.7	6	232.2	9	232.2	10	231.7	2	232.8



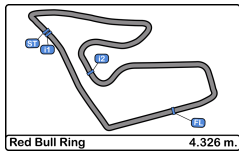


Red Bull Ring
Porsche Carrera Cup France
Race - 2
Fastest Laps Sequence



Lap	Time of Day	Session Time	N° Driver	Nat	Cat	Team	Nat	Vehicle	Time	Km/h
2	11:41:49.797	3:09.797	1 Marvin Klein		Pro	TFT Racing		Porsche 911 GT3	1:32.482	168.3
3	11:43:21.891	4:41.891	1 Marvin Klein		Pro	TFT Racing		Porsche 911 GT3	1:32.094	169.1
4	11:44:53.941	6:13.941	1 Marvin Klein		Pro	TFT Racing		Porsche 911 GT3	1:32.051	169.1
5	11:46:25.705	7:45.705	1 Marvin Klein		Pro	TFT Racing		Porsche 911 GT3	1:31.764	169.7
17	12:04:57.755	26:17.755	98 Dorian Bocolacci		Pro	Forestier Racing CLRT		Porsche 911 GT3	1:31.574	170.0



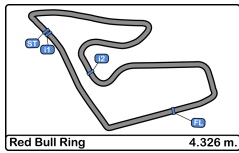


Red Bull Ring
Porsche Carrera Cup France
Race - 2
Event Best Maximum Speed



N°	Driver	Nat	Cat	Clas	Team	Nat	Vehicle	Km/h	Session
24	Alexandre Leroy		BEL	Am 1	TFT Racing		Porsche 911 GT3	246.0	Private test
99	Benjamin Paque		BEL	Pro 1	Forestier Racing CLRT		Porsche 911 GT3	243.2	Race - 2
77	Jérémy Sarhy		FRA	Pro 2	Racing Technology		Porsche 911 GT3	242.6	Race - 2
1	Marvin Klein		FRA	Pro 3	TFT Racing		Porsche 911 GT3	242.1	Private test
27	Marlon Hernandez		FRA	Pro 4	ABM		Porsche 911 GT3	242.1	Qualifying
98	Dorian Boccolacci		FRA	Pro 5	Forestier Racing CLRT		Porsche 911 GT3	242.1	Qualifying
53	Arthur Mathieu		FRA	Pro 6	Martinet by Alméras		Porsche 911 GT3	242.1	Race - 2
59	Maxence Maurice		FRA	Pro-1	IMSA LS Group Performance		Porsche 911 GT3	241.6	Private test
73	Sébastien Poisson		FRA	Am 2	ABM		Porsche 911 GT3	241.6	Free Practice - 1
97	Artem Slutskii		ISR	Pro 7	Target Compétition		Porsche 911 GT3	241.6	Free Practice - 1
76	Louis Perrot		FRA	Pro 8	IMSA LS Group Performance		Porsche 911 GT3	241.6	Qualifying
29	Louis Rousset		FRA	Pro 9	Forestier Racing CLRT		Porsche 911 GT3	241.6	Race - 2
7	Jérôme Boullery		FRA	Pro-2	Racing Technology		Porsche 911 GT3	241.0	Private test
22	Alessandro Ghiretti		FRA	Pro 10	Martinet by Alméras		Porsche 911 GT3	241.0	Free Practice - 1
38	Sébastien Dussollet		FRA	Pro-3	ABM		Porsche 911 GT3	241.0	Race - 2
5	Mathys Jaubert		FRA	Pro 11	TFT Racing		Porsche 911 GT3	241.0	Race - 2
96	Zakhar Slutskii		ISR	Pro 12	Target Compétition		Porsche 911 GT3	240.5	Private test
12	Ludovic Loeul		FRA	Am 3	Porsche Lorient Racing		Porsche 911 GT3	240.5	Private test
921	Fernando Monje		ESP	Pro 13	Martinet by Alméras		Porsche 911 GT3	240.5	Qualifying
89	Bashar Mardini		CAN	Pro-4	Tsunami RT		Porsche 911 GT3	240.5	Race - 1
2	Marc Guillot		FRA	Pro-5	HERRERO Racing		Porsche 911 GT3	240.5	Race - 2
66	Gilles Colombani		FRA	Am 4	Team Clairet Sport		Porsche 911 GT3	240.0	Private test
8	Christian Jaquillard		CHE	Am 5	Racing Technology		Porsche 911 GT3	240.0	Qualifying
56	Frédéric Ancel		FRA	Pro-6	Porsche Lorient Racing		Porsche 911 GT3	239.4	Private test
74	Victor Blugeon		FRA	Pro 14	ABM		Porsche 911 GT3	238.9	Private test
49	Karim Ajlani		CHE	Am 6	ABM		Porsche 911 GT3	238.9	Free Practice - 1
911	Christophe Lapierre		FRA	Pro-7	Martinet by Alméras		Porsche 911 GT3	238.9	Race - 1
78	Dominique Bastien		USA	Am 7	Speedlover		Porsche 911 GT3	238.4	Private test





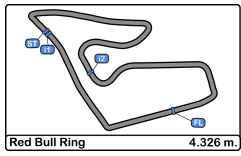
Red Bull Ring
Porsche Carrera Cup France
Race - 2
Lap Chart



LAP

Nr	Pos	Grid	1	2	3	4	5	6	7	8	9	10	11	12	13	14	15	16	17	18	19	20
1	1	1	1	1	1	1	1	1	1	1	1	1	1	1	1	1	1	1	1	1	1	1
76	2	76	22	22	22	22	22	22	22	22	22	22	22	22	22	22	22	22	22	22	22	22
22	3	22	76	76	76	76	76	76	76	76	76	76	76	76	76	76	76	76	76	76	76	76
5	4	5	5	5	5	5	5	5	5	5	5	5	5	5	5	5	98	98	98	98	98	98
77	5	77	77	77	77	77	77	77	77	77	77	77	77	77	98	98	5	5	5	5	5	5
97	6	97	97	97	97	97	97	97	97	97	97	97	98	98	77	77	77	77	77	77	77	77
29	7	29	96	96	96	96	96	96	96	96	98	98	97	97	97	97	97	97	97	97	97	97
96	8	96	29	29	29	29	29	29	98	98	96	96	96	96	96	96	96	99	99	99	99	99
27	9	27	27	74	74	74	74	98	29	29	29	29	29	29	29	29	99	96	96	96	96	96
74	10	74	74	27	27	27	98	74	74	74	74	74	74	74	99	99	99	29	29	29	29	29
2	11	2	2	2	2	98	27	27	27	27	27	27	99	99	74	74	74	74	74	74	74	74
89	12	89	89	89	98	2	2	2	2	2	2	99	27	27	27	27	27	27	27	27	27	27
7	13	7	7	7	89	89	89	89	99	99	99	2	2	2	2	2	2	2	2	2	2	2
921	14	921	59	59	7	7	7	99	89	89	89	7	7	7	7	7	7	7	7	7	7	7
53	15	53	53	98	59	99	99	7	7	7	89	89	89	89	89	89	89	89	89	89	89	89
59	16	59	38	53	99	59	59	59	911	911	911	911	911	911	911	911	911	911	911	911	911	
73	17	73	911	38	911	911	911	911	53	53	38	53	53	53	53	53	53	53	53	53	53	53
38	18	38	98	99	38	53	53	53	59	59	59	59	59	59	59	59	59	59	59	38	38	38
911	19	911	99	911	53	38	38	38	38	38	53	38	38	38	38	38	38	38	38	59	59	59
49	20	49	24	73	73	73	73	73	73	73	73	73	73	73	73	73	73	73	73	73	73	73
66	21	66	73	24	24	24	24	49	49	49	49	49	49	49	56	56	56	56	56	56	56	56
24	22	24	49	49	12	49	49	24	66	66	66	56	56	56	49	49	49	49	49	49	49	49
8	23	8	66	12	49	66	66	66	24	56	56	66	66	66	66	66	66	66	66	66	66	12
78	24	78	12	66	56	56	56	56	56	24	24	24	24	24	24	24	24	24	24	24	24	24
98	25	98	56	56	66	78	8	8	8	8	8	8	8	12	12	12	12	12	12	12	8	
99	26	99	78	78	78	8	78	78	78	12	12	12	12	8	8	8	8	8	8	8	8	8
12	27	12	8	8	8	12	12	12	12	78	78	78	78	78	78	78	78	78	78	78	78	78
56	28	56																				

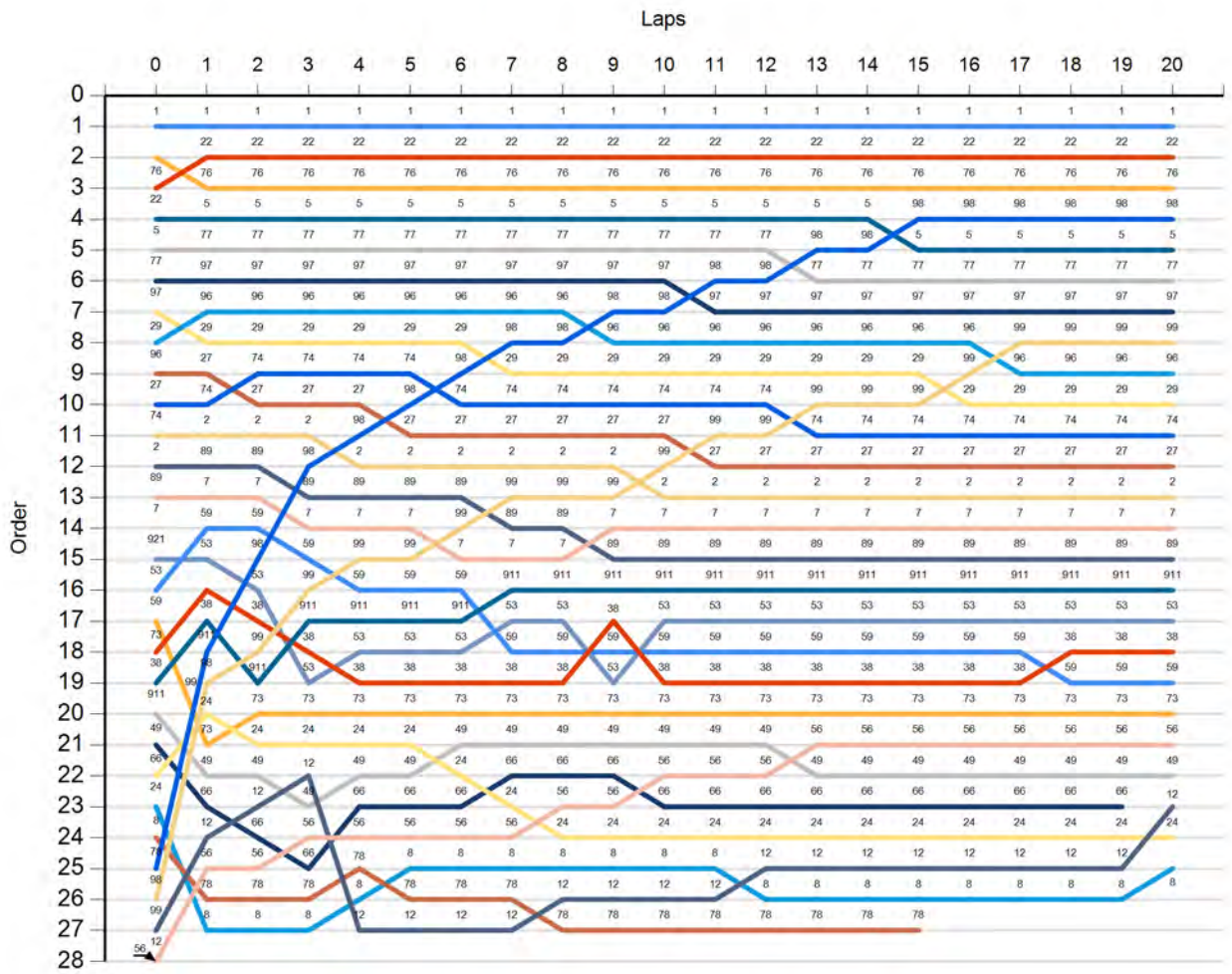


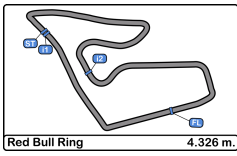


Red Bull Ring
Porsche Carrera Cup France
Race - 2
Graphic Lap Chart



- 1
- 76
- 22
- 5
- 77
- 97
- 29
- 96
- 27
- 74
- 2
- 89
- 7
- 921
- 53
- 59
- 73
- 2
- 89
- 89
- 98
- 911
- 49
- 66
- 24
- 8
- 78
- 98
- 99
- 12
- 56



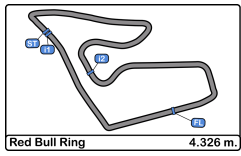


Red Bull Ring
Porsche Carrera Cup France
Race - 2
Pit Stop Analysis



Or d.	Nr.	In Day	Time	Driver	Nat	Cat	Team	Nat	Vehicle	In Time	Stop N°	Pit Time	Handicap	Dif.
----------	-----	--------	------	--------	-----	-----	------	-----	---------	---------	---------	----------	----------	------

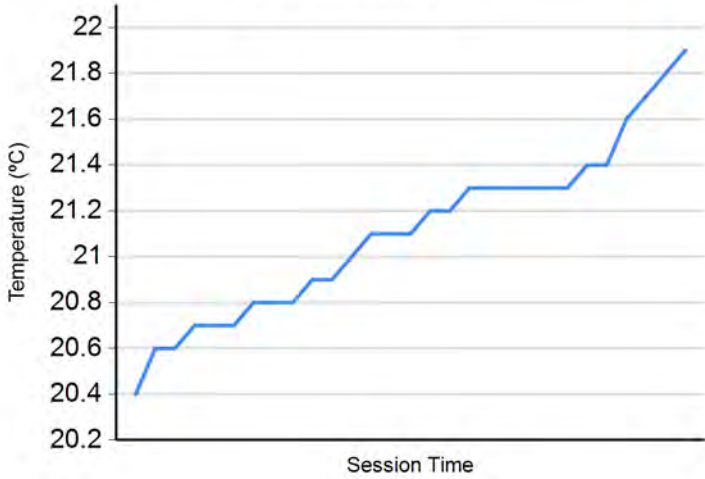




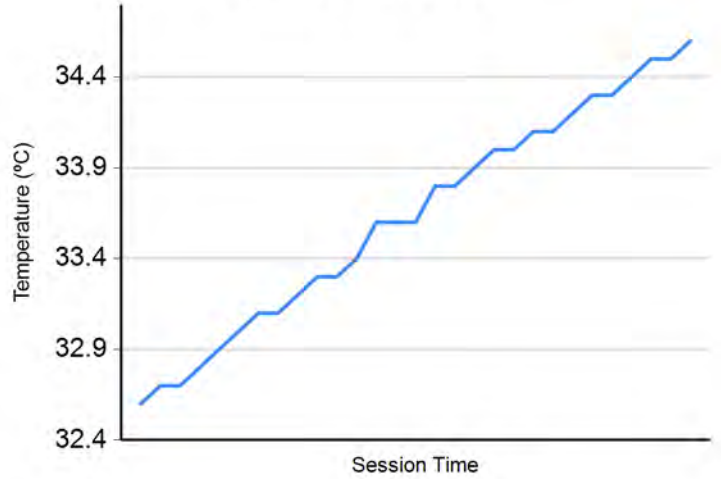
Red Bull Ring
Porsche Carrera Cup France
Race - 2
Weather Report



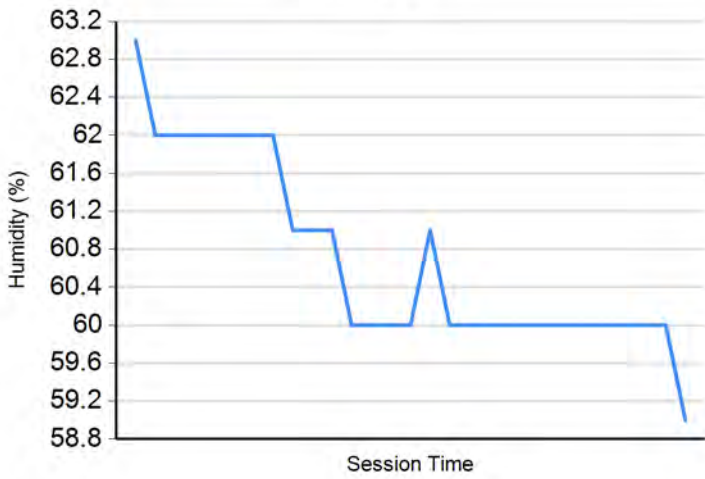
Air Temperature



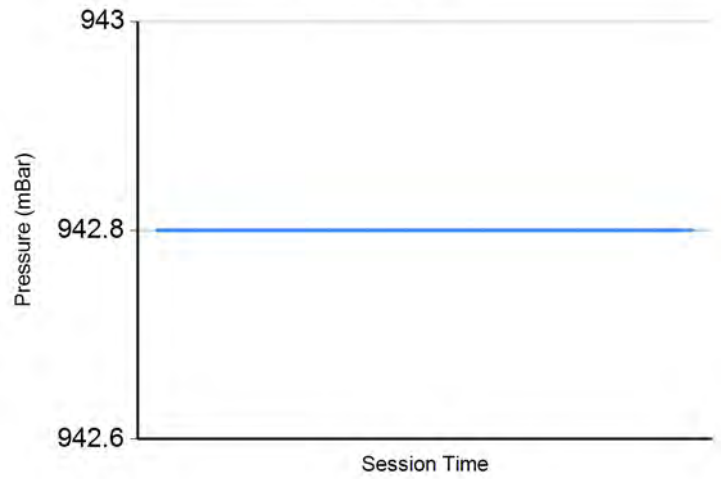
Track Temperature



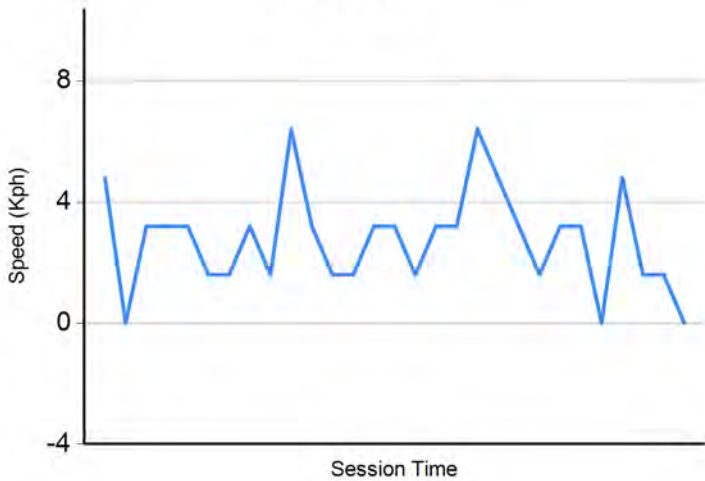
Humidity



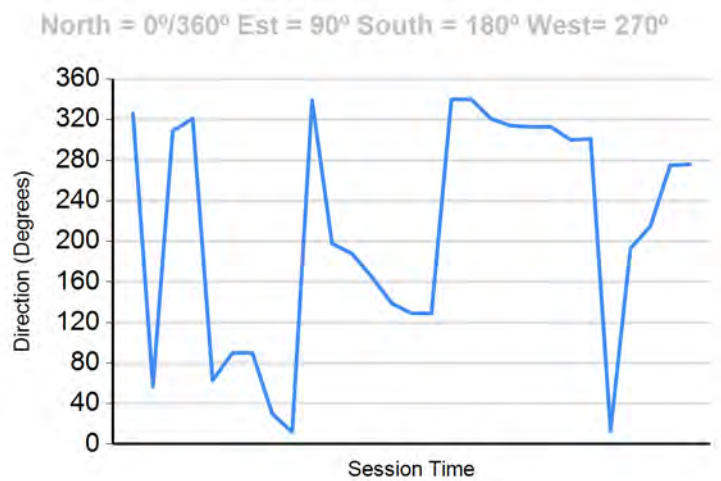
Pressure

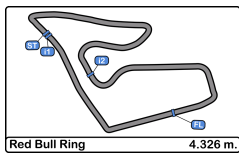


Wind Speed



Wind direction





Red Bull Ring
Porsche Carrera Cup France
Race - 2
Final Results



Clas	Nº	Driver	Nat	Cat	Clas	Team	Nat	Vehicle	Laps	Total Time	Gap	Interval	Km/h	Best	Time	Km/h
1	1	Marvin Klein	FRA	Pro	1	TFT Racing	FRA	Porsche 911 GT3	20	30:46.408			168.6	5	1:31.764	169.7
2	22	Alessandro Ghiretti	FRA	Pro	2	Martinet by Alméras	FRA	Porsche 911 GT3	20	30:52.634	6.226	6.226	168.1	7	1:32.054	169.1
3	76	Louis Perrot	FRA	Pro	3	IMSA LS Group Performance	FRA	Porsche 911 GT3	20	30:53.871	7.463	1.237	168.0	18	1:32.065	169.1
4	98	Dorian Bocolacci	FRA	Pro	4	Forestier Racing CLRT	FRA	Porsche 911 GT3	20	30:54.001	7.593	0.130	167.9	17	1:31.574	170.0
5	77	Jérémy Sarhy	FRA	Pro	5	Racing Technology	FRA	Porsche 911 GT3	20	30:59.576	13.168	5.575	167.4	5	1:32.415	168.5
6	97	Artem Slutskii	ISR	Pro	6	Target Compétition	ITA	Porsche 911 GT3	20	31:01.640	15.232	2.064	167.3	6	1:32.436	168.4
7	99	Benjamin Paque	BEL	Pro	7	Forestier Racing CLRT	FRA	Porsche 911 GT3	20	31:01.979	15.571	0.339	167.2	18	1:31.776	169.6
8	5*	Mathys Jaubert	FRA	Pro	8	TFT Racing	FRA	Porsche 911 GT3	20	31:04.027	17.619	2.048	167.0	11	1:32.199	168.9
9	74	Victor Blugeon	FRA	Pro	9	ABM	FRA	Porsche 911 GT3	20	31:08.955	22.547	4.928	166.6	8	1:32.634	168.1
10	27	Marlon Hernandez	FRA	Pro	10	ABM	FRA	Porsche 911 GT3	20	31:10.677	24.269	1.722	166.5	7	1:32.602	168.1
11	2	Marc Guillot	FRA	Pro-Am	1	HERRERO Racing	FRA	Porsche 911 GT3	20	31:11.588	25.180	0.911	166.4	7	1:32.762	167.8
12	29*	Louis Rousset	FRA	Pro	11	Forestier Racing CLRT	FRA	Porsche 911 GT3	20	31:12.542	26.134	0.954	166.3	8	1:32.306	168.7
13	7	Jérôme Boullery	FRA	Pro-Am	2	Racing Technology	FRA	Porsche 911 GT3	20	31:14.286	27.878	1.744	166.1	12	1:32.467	168.4
14	911	Christophe Lapierre	FRA	Pro-Am	3	Martinet by Alméras	FRA	Porsche 911 GT3	20	31:24.225	37.817	9.939	165.3	19	1:33.219	167.0
15	53	Arthur Mathieu	FRA	Pro	12	Martinet by Alméras	FRA	Porsche 911 GT3	20	31:24.710	38.302	0.485	165.2	6	1:32.997	167.4
16	38	Sébastien Dussollet	FRA	Pro-Am	4	ABM	FRA	Porsche 911 GT3	20	31:25.898	39.490	1.188	165.1	19	1:33.020	167.4
17	59	Maxence Maurice	FRA	Pro-Am	5	IMSA LS Group Performance	FRA	Porsche 911 GT3	20	31:26.481	40.073	0.583	165.1	12	1:33.135	167.2
18	89*	Bashar Mardini	CAN	Pro-Am	6	Tsunami RT	ITA	Porsche 911 GT3	20	31:28.627	42.219	2.146	164.9	18	1:33.359	166.8
19	73	Sébastien Poisson	FRA	Am	1	ABM	FRA	Porsche 911 GT3	20	31:33.152	46.744	4.525	164.5	7	1:33.258	166.9
20	96*	Zakhar Slutskii	ISR	Pro	13	Target Compétition	ITA	Porsche 911 GT3	20	31:42.377	55.969	9.225	163.7	5	1:32.525	168.3
21	56*	Frédéric Ancel	FRA	Pro-Am	7	Porsche Lorient Racing	FRA	Porsche 911 GT3	20	31:47.084	1:00.676	4.707	163.3	18	1:33.413	166.7
22	49	Karim Ajlani	CHE	Am	2	ABM	FRA	Porsche 911 GT3	20	31:52.025	1:05.617	4.941	162.9	9	1:34.344	165.0
23	12	Ludovic Loeul	FRA	Am	3	Porsche Lorient Racing	FRA	Porsche 911 GT3	20	31:54.336	1:07.928	2.311	162.7	10	1:33.393	166.7
24	24	Alexandre Leroy	BEL	Am	4	TFT Racing	FRA	Porsche 911 GT3	20	31:55.252	1:08.844	0.916	162.6	13	1:34.613	164.6
25	8	Christian Jaquillard	CHE	Am	5	Racing Technology	FRA	Porsche 911 GT3	20	32:01.251	1:14.843	5.999	162.1	13	1:34.587	164.6

Not classified:

921	Fernando Monje	ESP	Pro	Martinet by Alméras	FRA	Porsche 911 GT3										
66	Gilles Colombani	FRA	Am	Team Clairet Sport	FRA	Porsche 911 GT3		19	30:18.816	1 Lap	-19 Laps	162.6	9	1:34.620	164.5	
78*	Dominique Bastien	USA	Am	Speedlover	BEL	Porsche 911 GT3		15	25:15.682	5 Laps	4 Laps	154.1	10	1:35.471	163.1	

Fastest lap Dorian Bocolacci in 1:31.574 at 170.0 Km/h in lap 17

*** PENALTIES**

CAR89 - 5SEC TIME PENALTY ADDED TO THE RACE TIME - ABUSING TRACK LIMITS

CAR5 - 5SEC TIME PENALTY ADDED TO THE RACE TIME - ABUSING TRACK LIMITS

CAR29 - 5SEC TIME PENALTY ADDED TO THE RACE TIME - ABUSING TRACK LIMITS

CAR78 - 5SEC TIME PENALTY ADDED TO THE RACE TIME - ABUSING TRACK LIMITS

CAR56 - 5SEC TIME PENALTY ADDED TO THE RACE TIME - ABUSING TRACK LIMITS

CAR96 - 5SEC TIME PENALTY ADDED TO THE RACE TIME - ABUSING TRACK LIMITS

CAR96 - DRIVE THROUGH PENALTY - ABUSING TRACK LIMITS CONVERTED IN 30 SECONDS

Published at:.....

Track Temp: **34.6 °C** Air Temp: **21.9 °C** Humidity: **59 %** Track Status: **DRY**

Stewards:

Timekeeper:

Luis Garcia
 JOB-1605-ESP/M

