

**Red Bull Ring**  
**Clio Cup Series**  
**Qualifying - 2**  
**Provisional Results**

# CLIO CUP SERIES

Clas	Nº	Driver	Nat	Cat	Clas	Team	Nat	Class	Clas	Laps	Best	Time	Gap	Interval	Km/h
1	91	Luca Franca	ITA	RAC	1	MC Motortechnica	ITA	EUR & ITA	1	7	6	1:48.907			142.9
2	15	David Pouget	FRA			GPA Racing	FRA	EUR & FRA	1	12	6	1:48.980	0.073	0.073	142.9
3	101	Tomas Pekar	CZE			Carpek Racing	CZE	EUR & MID	1	11	10	1:49.284	0.377	0.304	142.5
4	109	Francesco Savoia	ITA	CHA	1	PROGETTO E20	ITA	ITA	1	11	4	1:49.412	0.505	0.128	142.3
5	82	Jacopo Giuseppe Cimenos	ITA	CHA	2	ESSECORSE	ITA	EUR & ITA	2	12	6	1:49.443	0.536	0.031	142.2
6	116	Giacomo Trebbi	ITA	CHA	3	MC Motortechnica	ITA	ITA	2	12	9	1:49.705	0.798	0.262	141.9
7	211	Nikola Mijlkovic	SRB	CHA	4	Tempo Racing Team	SRB	EUR & MID	2	12	6	1:49.799	0.892	0.094	141.8
8	118	Francesco Pagano	ITA	CHA	5	Costa Ovest	ITA	ITA	3	10	8	1:49.851	0.944	0.052	141.7
9	4	Julien Baziret	FRA	CHA	6	Baziret Sport	FRA	EUR & MID	3	11	7	1:49.859	0.952	0.008	141.7
10	99	Guillaume Maio	FRA	CHA	7	GM Sport	FRA	EUR & MID	4	8	7	1:49.869	0.962	0.010	141.7
11	199	Alejandro Schimpf	ESP	CHA	8	AST Competition	ESP	EUR & ESP	1	11	5	1:49.916	1.009	0.047	141.6
12	107	Cristian Ricciarini	ITA			ESSECORSE	ITA	EUR & ITA	3	12	7	1:49.917	1.010	0.001	141.6
13	60	Leonardo Arduini	ITA	CHA	9	MC Motortechnica	ITA	EUR & ITA	4	11	10	1:49.917	1.010	0.000	141.6
14	105	Alessandro Brigatti	ITA	CHA	10	PROGETTO E20	ITA	ITA	4	11	5	1:49.966	1.059	0.049	141.6
15	9	Andreas Stucki	CHE			Stucki Motorsport	CHE	MID	1	11	10	1:49.973	1.066	0.007	141.6
16	113	Adrian Schimpf	ESP	CHA	11	AST Competition	ESP	EUR & ESP	2	11	10	1:50.101	1.194	0.128	141.4
17	19	Gianalberto Coldani	ITA	CHA	12	MC Motortechnica	ITA	ITA	5	10	9	1:50.103	1.196	0.002	141.4
18	5	Nicolas Milan	FRA			Milan Competition	FRA	EUR & FRA	2	12	7	1:50.156	1.249	0.053	141.3
19	84	Mattia Lancellotti	ITA	CHA	13	Faro Racing	ITA	EUR & ITA	5	11	10	1:50.185	1.278	0.029	141.3
20	103	Francesco Miotto	ITA	CHA	14	PROGETTO E20	ITA	ITA	6	10	4	1:50.197	1.290	0.012	141.3
21	27	Federico Danova	ITA	CHA	15	ESSECORSE	ITA	ITA	7	10	4	1:50.230	1.323	0.033	141.2
22	16	Lionel Viguier	FRA	RAC	2	T2CM	FRA	EUR & FRA	3	12	6	1:50.287	1.380	0.057	141.2
23	69	Quinto Stefana	ITA	RAC	3	Milan Competition	ITA	EUR	1	12	3	1:50.314	1.407	0.027	141.1
24	43	Damiano Puccetti	ITA	CHA	16	Rangoni Corse	ITA	EUR & MID	5	10	9	1:50.317	1.410	0.003	141.1
25	100	Filip Sandstrom	SWE	CHA	17	Carpek Racing	CZE	MID	2	11	9	1:50.376	1.469	0.059	141.0
26	30	Alex Lancellotti	ITA	RAC	4	Faro Racing	ITA	EUR & ITA	6	11	9	1:50.470	1.563	0.094	140.9
27	1	Anthony Jurado	FRA			Milan Competition	FRA	EUR & MID	6	5	3	1:50.480	1.573	0.010	140.9
28	122	Ludovico Longoni	ITA	CHA	18	MC Motortechnica	ITA	EUR & ITA	7	12	6	1:50.553	1.646	0.073	140.8
29	73	Sandro Cutini	ITA	RAC	5	Faro Racing	ITA	ITA	8	12	6	1:50.565	1.658	0.012	140.8
30	39	Alessandro Alcidi	ITA	RAC	6	Tuder Motorsport	ITA	ITA	9	11	10	1:50.691	1.784	0.126	140.6
31	3	Daniel Nyffeler	CHE	CHA	19	Stucki Motorsport	CHE	MID	3	11	5	1:50.754	1.847	0.063	140.6
32	95	Adam Sascha	ITA	CHA	20	SEVENHILLS	ITA	ITA	10	11	9	1:50.767	1.860	0.013	140.5
33	21	Stephan Polderman	NLD	RAC	7	AST Competition	ESP	EUR & MID	7	11	10	1:50.770	1.863	0.003	140.5
34	55	René Steemetz	NLD	RAC	8	AST Competition	ESP	EUR & MID	8	11	6	1:50.829	1.922	0.059	140.5
35	38	Alessio Alcidi	ITA	CHA	21	Tuder Motorsport	ITA	ITA	11	11	7	1:51.087	2.180	0.258	140.1
36	51	Henrik Seibel	DEU	CHA	22	Carpek Racing	CZE	MID	4	12	5	1:51.286	2.379	0.199	139.9
37	53	Due	ITA	RAC	9	Oregon Team	ITA	ITA	12	12	7	1:51.421	2.514	0.135	139.7
38	121	Davide Gaggianesi	ITA	RAC	10	Faro Racing	ITA	ITA	13	12	3	1:51.593	2.686	0.172	139.5
39	12	Gabriele Torelli	ITA			Rangoni Corse	ITA	EUR & MID	9	10	7	1:52.470	3.563	0.877	138.4
40	17	Daniele Pasquali	ITA	RAC	11	Tuder Motorsport	ITA	EUR & ITA	8	11	10	1:52.567	3.660	0.097	138.3
41	14	Udo Brunner	DEU	RAC	12	LCB Racing	DEU	EUR	2	11	5	1:57.516	8.609	4.949	132.5

**\* PENALTIES**

CARS #3 - #4 - #5 - #9 - #12 - #14 - #15 - #16 - #19 - #21 - #27 - #30 - #38 SOME LAP TIMES DELETED DUE TRACK LIMITS

CARS #51 - #53 - #55 #60 - #69 - #73 - #82 - #84 - #95 - #100 - #101 - #103 - #105 SOME LAP TIMES DELETED DUE TRACK LIMITS

CARS #107 - #109 - #113 - #118 - #121 - #122 - #199 - #211 SOME LAP TIMES DELETED DUE TRACK LIMITS

Published at:.....

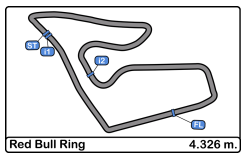
Track Temp: 25.1 °C Air Temp: 17.7 °C Humidity: 69 % Track Status: DRY

Race Director:

Timekeeper:

Luis Garcia  
 JOB-1605-ESP/M





**Red Bull Ring**  
**Clio Cup Series**  
**Qualifying - 2**

# CLIO CUP

## SERIES

**Provisional Results by Category**

RAC														
Clas	Nº	Driver	Nat	Cat	Clas	Team	Nat	Group	Laps	Best	Time	Gap	Interval	Km/h
1	91	Luca Franca	ITA	RAC	1	MC Motortechnica	ITA	EUR & ITA	7	6	1:48.907			142.9
2	16	Lionel Viguier	FRA	RAC	2	T2CM	FRA	EUR & FRA	12	6	1:50.287	1.380	1.380	141.2
3	69	Quinto Stefana	ITA	RAC	3	Milan Competition	FRA	EUR	12	3	1:50.314	1.407	0.027	141.1
4	30	Alex Lancellotti	ITA	RAC	4	Faro Racing	ITA	EUR & ITA	11	9	1:50.470	1.563	0.156	140.9
5	73	Sandro Cutini	ITA	RAC	5	Faro Racing	ITA	ITA	12	6	1:50.565	1.658	0.095	140.8
6	39	Alessandro Alcidi	ITA	RAC	6	Tuder Motorsport	ITA	ITA	11	10	1:50.691	1.784	0.126	140.6
7	21	Stephan Polderman	NLD	RAC	7	AST Competition	ESP	EUR & MID	11	10	1:50.770	1.863	0.079	140.5
8	55	René Steemetz	NLD	RAC	8	AST Competition	ESP	EUR & MID	11	6	1:50.829	1.922	0.059	140.5
9	53	Due	ITA	RAC	9	Oregon Team	ITA	ITA	12	7	1:51.421	2.514	0.592	139.7
10	121	Davide Gaggianesi	ITA	RAC	10	Faro Racing	ITA	ITA	12	3	1:51.593	2.686	0.172	139.5
11	17	Daniele Pasquali	ITA	RAC	11	Tuder Motorsport	ITA	EUR & ITA	11	10	1:52.567	3.660	0.974	138.3
12	14	Udo Brunner	DEU	RAC	12	LCB Racing	DEU	EUR	11	5	1:57.516	8.609	4.949	132.5

CHA														
Clas	Nº	Driver	Nat	Cat	Clas	Team	Nat	Group	Laps	Best	Time	Gap	Interval	Km/h
1	109	Francesco Savoia	ITA	CHA	1	PROGETTO E20	ITA	ITA	11	4	1:49.412			142.3
2	82	Jacopo Giuseppe Cimenos	ITA	CHA	2	ESSECORSE	ITA	EUR & ITA	12	6	1:49.443	0.031	0.031	142.2
3	116	Giacomo Trebbi	ITA	CHA	3	MC Motortechnica	ITA	ITA	12	9	1:49.705	0.293	0.262	141.9
4	211	Nikola Mijjkovic	SRB	CHA	4	Tempo Racing Team	SRB	EUR & MID	12	6	1:49.799	0.387	0.094	141.8
5	118	Francesco Pagano	ITA	CHA	5	Costa Ovest	ITA	ITA	10	8	1:49.851	0.439	0.052	141.7
6	4	Julien Baziret	FRA	CHA	6	Baziret Sport	FRA	EUR & MID	11	7	1:49.859	0.447	0.008	141.7
7	99	Guillaume Maio	FRA	CHA	7	GM Sport	FRA	EUR & MID	8	7	1:49.869	0.457	0.010	141.7
8	199	Alejandro Schimpf	ESP	CHA	8	AST Competition	ESP	EUR & ESP	11	5	1:49.916	0.504	0.047	141.6
9	60	Leonardo Arduini	ITA	CHA	9	MC Motortechnica	ITA	EUR & ITA	11	10	1:49.917	0.505	0.001	141.6
10	105	Alessandro Brigatti	ITA	CHA	10	PROGETTO E20	ITA	ITA	11	5	1:49.966	0.554	0.049	141.6
11	113	Adrian Schimpf	ESP	CHA	11	AST Competition	ESP	EUR & ESP	11	10	1:50.101	0.689	0.135	141.4
12	19	Gianalberto Coldani	ITA	CHA	12	MC Motortechnica	ITA	ITA	10	9	1:50.103	0.691	0.002	141.4
13	84	Mattia Lancellotti	ITA	CHA	13	Faro Racing	ITA	EUR & ITA	11	10	1:50.185	0.773	0.082	141.3
14	103	Francesco Miotto	ITA	CHA	14	PROGETTO E20	ITA	ITA	10	4	1:50.197	0.785	0.012	141.3
15	27	Federico Danova	ITA	CHA	15	ESSECORSE	ITA	ITA	10	4	1:50.230	0.818	0.033	141.2
16	43	Damiano Puccetti	ITA	CHA	16	Rangoni Corse	ITA	EUR & MID	10	9	1:50.317	0.905	0.087	141.1
17	100	Filip Sandstrom	SWE	CHA	17	Carpek Racing	CZE	MID	11	9	1:50.376	0.964	0.059	141.0
18	122	Ludovico Longoni	ITA	CHA	18	MC Motortechnica	ITA	EUR & ITA	12	6	1:50.553	1.141	0.177	140.8
19	3	Daniel Nyffeler	CHE	CHA	19	Stucki Motorsport	CHE	MID	11	5	1:50.754	1.342	0.201	140.6
20	95	Adam Sascha	ITA	CHA	20	SEVENHILLS	ITA	ITA	11	9	1:50.767	1.355	0.013	140.5
21	38	Alessio Alcidi	ITA	CHA	21	Tuder Motorsport	ITA	ITA	11	7	1:51.087	1.675	0.320	140.1
22	51	Henrik Seibel	DEU	CHA	22	Carpek Racing	CZE	MID	12	5	1:51.286	1.874	0.199	139.9

Clas	Nº	Driver	Nat	Cat	Clas	Team	Nat	Group	Laps	Best	Time	Gap	Interval	Km/h
1	15	David Pouget	FRA			GPA Racing	FRA	EUR & FRA	12	6	1:48.980			142.9
2	101	Tomas Pekar	CZE			Carpek Racing	CZE	EUR & MID	11	10	1:49.284	0.304	0.304	142.5
3	107	Cristian Ricciarini	ITA			ESSECORSE	ITA	EUR & ITA	12	7	1:49.917	0.937	0.633	141.6
4	9	Andreas Stucki	CHE			Stucki Motorsport	CHE	MID	11	10	1:49.973	0.993	0.056	141.6
5	5	Nicolas Milan	FRA			Milan Competition	FRA	EUR & FRA	12	7	1:50.156	1.176	0.183	141.3
6	1	Anthony Jurado	FRA			Milan Competition	FRA	EUR & MID	5	3	1:50.480	1.500	0.324	140.9
7	12	Gabriele Torelli	ITA			Rangoni Corse	ITA	EUR & MID	10	7	1:52.470	3.490	1.990	138.4

**\* PENALTIES**

CARS #3 - #4 - #5 - #9 - #12 - #14 - #15 - #16 - #19 - #21 - #27 - #30 - #38 SOME LAP TIMES DELETED DUE TRACK LIMITS

CARS #51 - #53 - #55 #60 - #69 - #73 - #82 - #84 - #95 - #100 - #101 - #103 - #105 SOME LAP TIMES DELETED DUE TRACK LIMITS

CARS #107 - #109 - #113 - #118 - #121 - #122 - #199 - #211 SOME LAP TIMES DELETED DUE TRACK LIMITS

Published at:.....

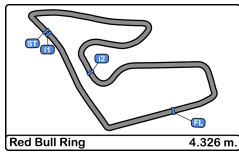
Track Temp: 25.1 °C Air Temp: 17.7 °C Humidity: 69 % Track Status: DRY

Race Director:

Timekeeper:

Luis Garcia  
 JOB-1605-ESP/M





**Red Bull Ring**  
**Clio Cup Series**  
**Qualifying - 2**  
**Lap Analysis**

# CLIO CUP

## SERIES

**1** Anthony Jurado EUR & MID **9** Andreas Stucki MID  
Milan Competition Stucki Motorsport

Lap	D	Time	Sector 1	Sector 2	Sector 3	T. Spd	Elapsed
1		10:02:37.776	10:01:06.882	54.560	36.334	155.8	10:02:37.776
2		1:54.828	29.086	51.468	34.274	165.8	10:04:32.604
3		1:50.480	27.881	48.550	34.049	182.1	10:06:23.084
4		1:58.584	33.819	50.391	34.374	165.6	10:08:21.668
5		2:00.584 P	27.664	48.649	44.271	167.7	10:10:22.252

**3** Daniel Nyffeler MID  
CHA Stucki Motorsport

Lap	D	Time	Sector 1	Sector 2	Sector 3	T. Spd	Elapsed
1		10:03:18.854	10:01:36.220	1:03.697	38.937	97.9	10:03:18.854
2		1:59.616	29.025	55.780	34.811	178.5	10:05:18.470
3		1:51.828	28.107	49.278	34.443	181.2	10:07:10.298
4		1:51.470	28.179	49.145	34.146	178.8	10:09:01.768
5		1:50.754	28.041	48.679	34.034	180.9	10:10:52.522
6		1:53.544	28.214	50.402	34.898	178.2	10:12:46.036
7		1:54.012	28.239	50.983	34.790	180.0	10:14:40.048
8		1:57.315	28.073	49.560	39.682	180.0	10:16:37.363
9		2:08.573	32.910	1:01.402	34.261	136.8	10:18:45.936
10		1:50.842	27.865	48.853	34.124	182.7	10:20:36.778
11		2:23.030 P	33.066	53.959	56.005	151.6	10:22:59.808

**4** Julien Baziret EUR & MID  
CHA Baziret Sport

Lap	D	Time	Sector 1	Sector 2	Sector 3	T. Spd	Elapsed
1		10:02:35.511	10:01:02.703	56.633	36.175	110.5	10:02:35.511
2		1:58.470	28.609	55.285	34.576	172.2	10:04:33.981
3		1:50.489	27.584	48.938	33.967	185.8	10:06:24.470
4		1:51.445	27.819	49.650	33.946	185.2	10:08:15.885
5		1:50.111	27.471	48.586	34.054	185.8	10:10:05.996
6		1:56.047	27.488	54.325	34.234	181.8	10:12:02.043
7		1:49.859	27.451	48.291	34.117	184.6	10:13:51.902
8		2:06.272	27.594	1:01.214	37.464	185.8	10:15:58.174
9		1:51.288	27.429	48.656	35.203	185.5	10:17:49.462
10		1:52.805	27.524	48.507	36.774	183.9	10:19:42.267
11		2:08.582 P	27.562	48.341	52.679	184.9	10:21:50.849

**5** Nicolas Milan EUR & FRA  
Milan Competition

Lap	D	Time	Sector 1	Sector 2	Sector 3	T. Spd	Elapsed
1		10:02:39.838	10:01:10.258	53.545	36.035	151.8	10:02:39.838
2		1:53.668	28.736	50.384	34.548	178.2	10:04:33.506
3		1:50.747	27.837	48.679	34.231	182.1	10:06:24.253
4		1:57.815	33.148	50.489	34.178	161.9	10:08:22.068
5		1:50.633	27.658	48.860	34.115	183.3	10:10:12.701
6		1:58.964	30.780	50.995	37.086	157.4	10:12:11.562
7		1:50.156	27.971	48.270	33.915	180.9	10:14:01.718
8		1:52.683	27.810	48.362	36.511	182.7	10:15:54.401
9		1:50.559	27.702	48.400	34.457	183.6	10:17:44.960
10		1:50.608	27.842	48.669	34.097	181.8	10:19:35.568
11		2:04.555	28.081	53.467	40.007	181.8	10:21:37.123
12		2:51.968 P	42.209	1:07.583	1:02.176	112.1	10:24:29.091

Lap	D	Time	Sector 1	Sector 2	Sector 3	T. Spd	Elapsed
1		10:03:18.472	10:01:35.589	1:03.608	39.275	97.4	10:03:18.472
2		1:50.344	29.010	55.434	34.900	175.8	10:05:17.816
3		1:51.642	28.242	48.972	34.398	178.5	10:07:09.428
4		1:50.854	28.030	48.684	34.140	178.2	10:09:00.282
5		1:52.985	28.953	48.927	35.105	174.7	10:10:53.267
6		1:50.354	27.775	48.536	34.043	182.7	10:12:43.621
7		2:17.394	29.675	1:07.018	40.701	135.6	10:15:01.015
8		1:50.626	27.998	48.749	33.879	182.7	10:16:51.641
9		1:52.576	27.938	49.151	35.487	177.9	10:18:44.217
10		1:49.973	27.721	48.127	34.125	180.9	10:20:34.190
11		2:17.103 P	31.626	55.581	49.896	148.5	10:22:51.293

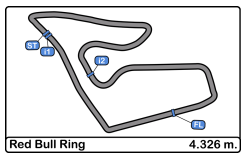
**12** Gabriele Torelli EUR & MID  
Rangoni Corse

Lap	D	Time	Sector 1	Sector 2	Sector 3	T. Spd	Elapsed
1		10:03:20.962 P	10:01:32.355	1:03.036	45.571	102.7	10:03:20.962
2		4:09.043	2:40.058	53.945	35.040	165.1	10:07:30.005
3		1:50.406	27.860	48.705	33.841	179.7	10:09:20.411
4		1:49.236	27.573	48.099	33.564	181.5	10:11:09.647
5		1:49.353	27.431	48.269	33.653	181.8	10:12:59.000
6		2:04.204	30.891	55.215	35.098	130.1	10:15:00.204
7		1:52.470	27.599	49.123	35.748	180.9	10:16:52.674
8		1:49.485	27.343	48.136	34.006	184.9	10:18:42.159
9		2:02.620	31.111	51.286	40.223	169.0	10:20:44.779
10		2:18.626 P	30.867	51.610	56.149	152.9	10:23:03.405

**14** Udo Brunner EUR  
RAC LCB Racing

Lap	D	Time	Sector 1	Sector 2	Sector 3	T. Spd	Elapsed
1		10:03:24.664	10:01:37.967	1:05.187	41.510	103.4	10:03:24.664
2		2:04.017	29.728	54.213	40.076	177.3	10:05:28.681
3		2:00.108	29.792	52.174	38.142	178.5	10:07:28.789
4		2:00.098	30.045	52.469	37.584	159.0	10:09:28.887
5		1:57.516	29.153	50.800	37.563	177.9	10:11:26.403
6		1:57.945	28.996	51.431	37.518	177.3	10:13:24.348
7		2:00.494	29.395	50.471	40.628	176.7	10:15:24.842
8		1:58.283	29.488	50.981	37.814	177.6	10:17:23.125
9		2:06.538	29.139	59.324	38.075	176.4	10:19:29.663
10		2:05.566	29.570	56.609	39.387	174.1	10:21:35.229
11		2:35.255 P	31.981	58.973	1:04.301	141.5	10:24:10.484





**Red Bull Ring**  
**Clio Cup Series**  
**Qualifying - 2**  
**Lap Analysis**

# CLIO CUP

## SERIES

15

David Pouget

EUR & FRA

GPA Racing

19

Gianalberto Coldani

ITA

CHA

MC Motortecnica

Lap D	Time	Sector 1	Sector 2	Sector 3	T. Spd	Elapsed
1	10:02:33.842	10:01:02.560	55.280	36.002	138.2	10:02:33.842
2	<del>1:53.704</del>	28.673	50.707	34.321	179.7	10:04:27.543
3	<del>1:50.977</del>	27.783	48.509	33.785	181.5	10:06:17.620
4	<del>1:49.923</del>	27.634	48.183	34.106	183.0	10:08:07.543
5	2:01.076	29.650	56.468	34.958	123.4	10:10:08.619
6	<b>1:48.980</b>	27.386	<b>47.783</b>	33.811	184.9	10:11:57.599
7	1:56.230	<b>27.344</b>	50.828	38.058	188.1	10:13:53.829
8	1:57.829	30.422	52.258	35.149	176.7	10:15:51.658
9	1:50.204	27.620	48.407	34.177	183.0	10:17:41.862
10	<del>1:49.254</del>	27.467	47.937	33.850	185.2	10:19:31.116
11	1:48.998	27.359	47.947	<b>33.692</b>	184.9	10:21:20.114
12	2:19.398 P	31.920	57.326	50.152	142.8	10:23:39.512

16

Lionel Viguier

EUR & FRA

RAC

T2CM

Lap D	Time	Sector 1	Sector 2	Sector 3	T. Spd	Elapsed
1	10:02:36.574	10:01:03.786	56.496	36.292	127.2	10:02:36.574
2	1:58.564	28.777	54.652	35.135	178.8	10:04:35.138
3	<del>1:51.598</del>	27.785	49.453	34.360	183.3	10:06:26.736
4	1:50.400	27.709	<b>48.662</b>	34.029	182.7	10:08:17.136
5	1:53.210	28.441	49.497	35.272	183.0	10:10:10.346
6	<b>1:50.287</b>	27.603	48.663	<b>34.021</b>	185.2	10:12:00.633
7	<del>1:50.784</del>	<b>27.467</b>	48.820	34.494	185.5	10:13:51.414
8	<del>1:57.155</del>	27.697	52.309	37.149	182.4	10:15:48.569
9	<del>1:51.040</del>	27.889	49.128	34.023	181.8	10:17:39.609
10	<del>1:50.946</del>	27.797	48.810	34.339	182.7	10:19:30.555
11	<del>1:51.363</del>	27.890	48.861	34.612	180.6	10:21:21.918
12	<del>2:29.684</del> P	34.165	59.597	55.919	115.6	10:23:51.599

17

Daniele Pasquali

EUR & ITA

RAC

Tuder Motorsport

Lap D	Time	Sector 1	Sector 2	Sector 3	T. Spd	Elapsed
1	10:02:59.666	10:01:24.703	55.988	38.975	146.9	10:02:59.666
2	1:55.905	28.910	51.240	35.755	179.7	10:04:55.571
3	1:53.717	28.539	50.149	35.029	178.2	10:06:49.288
4	1:53.497	28.573	49.768	35.156	178.2	10:08:42.785
5	1:53.227	28.679	49.526	35.022	177.6	10:10:36.012
6	1:53.024	28.584	49.468	34.972	177.3	10:12:29.036
7	1:54.894	28.560	51.356	34.978	178.8	10:14:23.930
8	1:53.668	28.581	50.262	<b>34.825</b>	178.2	10:16:17.598
9	1:52.756	<b>28.362</b>	49.384	35.010	178.8	10:18:10.354
10	<b>1:52.567</b>	28.378	<b>49.087</b>	35.102	178.8	10:20:02.921
11	2:13.858 P	32.185	53.870	47.803	148.3	10:22:16.779

21

Stephan Polderman

EUR & MID

RAC

AST Competition

Lap D	Time	Sector 1	Sector 2	Sector 3	T. Spd	Elapsed
1	10:03:52.752	10:01:46.249	1:13.230	53.273	110.5	10:03:52.752
2	2:16.578	42.247	57.222	37.109	130.2	10:06:09.330
3	2:00.029	<b>27.515</b>	57.038	35.476	184.9	10:08:09.359
4	1:51.750	27.741	49.415	34.594	183.6	10:10:01.109
5	<del>1:50.887</del>	27.729	48.854	34.304	182.4	10:11:51.996
6	1:50.823	27.737	48.709	34.377	183.0	10:13:42.819
7	<del>1:51.482</del>	27.537	49.706	<b>34.239</b>	183.6	10:15:34.301
8	1:52.480	27.603	48.989	35.888	183.0	10:17:26.781
9	1:56.947	27.842	54.175	34.930	177.3	10:19:23.728
10	<b>1:50.770</b>	27.767	<b>48.637</b>	34.366	184.3	10:21:14.498
11	2:14.968 P	30.821	52.990	51.157	134.4	10:23:29.466

27

Federico Danova

ITA

CHA

ESSECORSE

Lap D	Time	Sector 1	Sector 2	Sector 3	T. Spd	Elapsed
1	10:02:48.785	10:01:22.099	51.669	35.017	159.7	10:02:48.785
2	1:54.437	29.147	50.501	34.789	174.4	10:04:43.222
3	1:51.409	27.851	49.436	34.122	182.7	10:06:34.631
4	<b>1:50.230</b>	27.617	48.593	34.020	183.6	10:08:24.861
5	1:51.768	27.813	<b>48.390</b>	35.565	181.8	10:10:16.629
6	1:50.566	27.605	48.993	33.968	184.3	10:12:07.195
7	<del>1:51.479</del>	27.765	48.957	34.757	181.2	10:13:58.674
8	1:55.100	27.851	51.007	36.242	181.2	10:15:53.774
9	<del>1:49.889</del>	<b>27.350</b>	48.612	<b>33.918</b>	185.8	10:17:43.654
10	<del>2:08.965</del> P	28.218	52.944	47.803	166.9	10:19:52.619

30

Alex Lancellotti

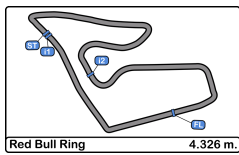
EUR & ITA

RAC

Faro Racing

Lap D	Time	Sector 1	Sector 2	Sector 3	T. Spd	Elapsed
1	10:02:19.669	10:00:46.663	55.343	37.663	139.8	10:02:19.669
2	1:56.914	29.437	50.764	36.713	171.1	10:04:16.583
3	1:51.187	27.758	49.167	34.262	183.0	10:06:07.770
4	1:51.653	27.632	49.447	34.574	184.6	10:07:59.423
5	<del>2:03.707</del>	28.091	57.533	38.083	158.5	10:10:03.130
6	1:50.730	<b>27.595</b>	<b>48.606</b>	34.529	183.9	10:11:53.860
7	1:50.523	27.790	48.691	<b>34.042</b>	182.1	10:13:44.383
8	2:05.102	30.625	56.878	37.599	144.9	10:15:49.485
9	<b>1:50.470</b>	27.603	48.771	34.096	184.6	10:17:39.955
10	<del>1:54.455</del>	27.690	48.829	37.936	182.4	10:19:34.410
11	<del>2:49.728</del> P	36.108	54.700	48.920	140.9	10:21:54.138





**Red Bull Ring**  
**Clio Cup Series**  
**Qualifying - 2**  
**Lap Analysis**

# CLIO CUP

## SERIES

**38**

Alessio Alcidi

ITA **51**

Henrik Seibel

MID

CHA Tudor Motorsport CHA Carpek Racing

Lap	D	Time	Sector 1	Sector 2	Sector 3	T. Spd	Elapsed	Lap	D	Time	Sector 1	Sector 2	Sector 3	T. Spd	Elapsed
1		10:02:59.098	10:01:23.963	54.421	40.714	145.9	10:02:59.098	1		10:02:45.922	10:01:16.247	52.989	36.686	146.9	10:02:45.922
2		1:53.999	28.405	50.742	34.852	180.6	10:04:53.097	2		1:54.574	29.419	50.119	35.036	174.7	10:04:40.496
3		1:52.412	28.093	49.734	34.585	180.0	10:06:45.509	3		<del>1:51.838</del>	28.235	49.270	34.333	178.5	10:06:32.334
4		2:17.307	36.060	1:06.779	34.468	90.5	10:09:02.816	4		<del>1:53.894</del>	29.678	49.943	34.273	134.6	10:08:26.228
5		1:51.122	27.919	48.994	34.209	181.5	10:10:53.938	5		<b>1:51.286</b>	27.973	48.963	34.350	180.0	10:10:17.514
6		<del>1:50.843</del>	27.754	48.968	<b>34.121</b>	181.5	10:12:44.781	6		<del>1:52.306</del>	29.028	49.025	<b>34.252</b>	173.9	10:12:09.819
7		<b>1:51.087</b>	27.909	48.909	34.269	180.0	10:14:35.868	7		<del>1:51.156</del>	<b>27.840</b>	<b>48.915</b>	34.401	181.2	10:14:00.975
8		2:18.555	33.646	1:09.432	35.477	155.8	10:16:54.423	8		<del>1:58.799</del>	28.562	49.338	40.899	161.4	10:15:59.774
9		<del>1:50.658</del>	<b>27.734</b>	<b>48.594</b>	34.330	183.3	10:18:45.081	9		1:51.465	28.043	48.918	34.504	179.4	10:17:51.239
10		<del>1:50.673</del>	27.815	48.714	34.144	183.6	10:20:35.754	10		1:55.464	28.805	51.185	35.474	177.6	10:19:46.703
11		2:21.766 P	32.588	54.855	54.323	144.3	10:22:57.520	11		1:52.410	28.222	48.953	35.235	179.1	10:21:39.113
								12		2:33.425 P	32.349	55.451	1:05.625	142.1	10:24:12.538

**39**

Alessandro Alcidi

ITA

**53**

Due

ITA

RAC Tudor Motorsport RAC Oregon Team

Lap	D	Time	Sector 1	Sector 2	Sector 3	T. Spd	Elapsed	Lap	D	Time	Sector 1	Sector 2	Sector 3	T. Spd	Elapsed
1		10:02:58.345	10:01:23.446	56.382	38.517	146.3	10:02:58.345	1		10:02:25.848	10:00:53.016	55.481	37.351	166.6	10:02:25.848
2		1:55.236	29.025	51.447	34.764	181.2	10:04:53.581	2		1:55.972	29.233	50.638	36.101	177.3	10:04:21.820
3		1:52.324	27.905	49.944	34.475	184.6	10:06:45.905	3		1:53.468	28.460	49.810	35.198	179.4	10:06:15.288
4		1:53.348	28.230	50.272	34.846	180.6	10:08:39.253	4		1:53.103	28.447	49.315	35.341	178.8	10:08:08.391
5		1:51.812	28.023	49.236	34.553	180.3	10:10:31.065	5		1:53.550	28.543	50.219	34.788	185.2	10:10:01.941
6		2:16.534	34.449	1:04.858	37.227	121.6	10:12:47.599	6		1:51.552	28.288	<b>48.980</b>	34.284	180.6	10:11:53.493
7		1:51.273	27.957	49.038	<b>34.278</b>	181.8	10:14:38.872	7		<b>1:51.421</b>	27.969	49.229	<b>34.223</b>	183.6	10:13:44.914
8		2:14.743	28.038	1:08.453	38.252	180.0	10:16:53.615	8		<del>1:53.614</del>	28.186	50.471	34.954	179.4	10:15:38.525
9		1:51.139	27.867	48.936	34.336	182.1	10:18:44.754	9		<del>1:53.489</del>	28.856	50.054	34.579	172.5	10:17:32.014
10		<b>1:50.691</b>	<b>27.702</b>	<b>48.694</b>	34.295	184.9	10:20:35.445	10		<del>1:52.103</del>	<b>27.841</b>	49.270	34.992	183.6	10:19:24.117
11		2:18.645 P	31.347	55.343	51.955	148.7	10:22:54.090	11		1:51.512	27.872	48.995	34.645	183.6	10:21:15.629
								12		2:08.750 P	30.527	51.174	47.049	132.8	10:23:24.379

**43**

Damiano Puccetti

EUR & MID

**55**

René Steemetz

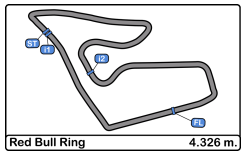
EUR & MID

CHA Rangoni Corse RAC AST Competition

Lap	D	Time	Sector 1	Sector 2	Sector 3	T. Spd	Elapsed	Lap	D	Time	Sector 1	Sector 2	Sector 3	T. Spd	Elapsed
1		10:03:22.808 P	10:01:33.691	1:02.866	46.251	97.5	10:03:22.808	1		10:03:44.182	10:01:54.289	1:05.809	44.084	157.2	10:03:44.182
2		4:07.502	2:38.772	53.690	35.040	161.9	10:07:30.310	2		<del>2:36.078</del>	36.908	1:23.541	36.529	86.7	10:06:21.160
3		1:50.617	27.865	48.738	<b>34.014</b>	182.7	10:09:20.927	3		1:52.044	27.876	49.861	34.307	180.0	10:08:13.204
4		1:50.577	27.756	48.698	34.123	182.1	10:11:11.504	4		2:02.977	28.180	55.469	39.328	182.7	10:10:16.181
5		2:18.829	36.965	1:07.294	34.570	112.3	10:13:30.333	5		1:51.866	27.842	49.763	<b>34.261</b>	184.6	10:12:08.047
6		1:50.399	27.736	<b>48.334</b>	34.329	182.4	10:15:20.732	6		<b>1:50.829</b>	27.792	<b>48.539</b>	34.498	183.9	10:13:58.876
7		2:00.465	31.675	48.865	39.925	166.4	10:17:21.197	7		1:54.396	27.665	50.428	36.303	186.5	10:15:53.272
8		1:59.581	35.786	49.756	34.039	162.6	10:19:20.778	8		<del>1:52.089</del>	<b>27.591</b>	49.591	34.907	185.5	10:17:45.361
9		<b>1:50.317</b>	<b>27.664</b>	48.527	34.126	183.0	10:21:11.095	9		<del>1:55.076</del>	27.814	52.083	35.179	184.9	10:19:40.437
10		2:21.022 P	34.263	56.851	49.908	106.2	10:23:32.117	10		1:55.626	29.429	48.994	37.203	155.3	10:21:36.063
								11		2:39.018 P	34.706	56.952	1:07.360	138.4	10:24:15.081







**Red Bull Ring**  
**Clio Cup Series**  
**Qualifying - 2**  
**Lap Analysis**

# CLIO CUP

## SERIES

**60** Leonardo Arduini EUR & ITA **82** Jacopo Giuseppe Cimenos EUR & ITA  
 CHA MC Motortecnica CHA ESSECORSE

Lap D	Time	Sector 1	Sector 2	Sector 3	T. Spd	Elapsed	Lap D	Time	Sector 1	Sector 2	Sector 3	T. Spd	Elapsed
1	10:02:15.076	10:00:39.421	56.350	39.305	132.5	10:02:15.076	1	<del>10:02:50.779</del>	10:01:23.024	52.422	35.333	159.0	10:02:50.779
2	1:52.157	27.895	49.755	34.507	182.4	10:04:07.233	2	<del>1:52.038</del>	28.949	49.604	34.385	166.9	10:04:43.717
3	1:51.411	27.839	49.072	34.500	180.0	10:05:58.644	3	1:50.286	27.539	48.656	34.091	186.5	10:06:34.003
4	<del>1:57.071</del>	31.273	51.661	34.137	129.8	10:07:55.715	4	1:49.811	27.540	48.426	33.845	184.6	10:08:23.814
5	<del>1:50.684</del>	27.743	49.001	33.940	181.5	10:09:46.399	5	1:50.135	27.434	48.494	34.207	185.2	10:10:13.949
6	<del>2:22.346</del> P	32.148	1:00.017	50.181	132.1	10:12:08.745	6	<b>1:49.443</b>	<b>27.399</b>	48.272	33.772	184.9	10:12:03.392
7	2:13.685	47.573	50.184	35.928	175.8	10:14:22.430	7	1:49.713	27.456	<b>48.072</b>	34.185	185.8	10:13:53.105
8	1:50.683	27.753	48.876	34.054	179.7	10:16:13.113	8	2:02.968	27.482	56.662	38.824	184.6	10:15:56.073
9	1:50.207	27.834	48.419	33.954	180.9	10:18:03.320	9	<del>1:49.689</del>	27.500	48.184	34.005	183.9	10:17:45.762
10	<b>1:49.917</b>	<b>27.625</b>	<b>48.396</b>	<b>33.896</b>	183.3	10:19:53.237	10	1:50.500	27.650	48.475	34.375	187.1	10:19:36.262
11	<del>2:34.095</del> P	33.471	1:04.981	55.643	122.7	10:22:27.332	11	1:49.672	27.527	48.376	<b>33.769</b>	185.2	10:21:25.934
							12	2:17.071 P	30.451	53.659	52.961	152.1	10:23:43.005

**69** Quinto Stefana EUR **84** Mattia Lancellotti EUR & ITA  
 RAC Milan Competition CHA Faro Racing

Lap D	Time	Sector 1	Sector 2	Sector 3	T. Spd	Elapsed	Lap D	Time	Sector 1	Sector 2	Sector 3	T. Spd	Elapsed
1	<del>10:02:41.155</del>	10:01:11.076	53.787	36.292	143.0	10:02:41.155	1	10:02:18.918	10:00:45.767	55.467	37.684	147.7	10:02:18.918
2	1:54.534	29.249	50.234	35.051	180.3	10:04:35.689	2	1:56.563	29.335	50.450	36.778	168.2	10:04:15.481
3	<b>1:50.314</b>	27.629	48.504	34.181	185.5	10:06:26.003	3	1:51.083	27.779	49.034	34.270	182.4	10:06:06.564
4	<del>1:50.908</del>	<b>27.492</b>	48.858	34.558	183.3	10:08:16.911	4	1:51.884	27.557	49.868	34.459	181.8	10:07:58.448
5	1:52.735	28.156	49.188	35.391	182.7	10:10:09.646	5	<del>2:04.783</del>	27.629	57.903	36.251	181.8	10:10:00.231
6	1:50.433	27.575	48.735	34.123	184.3	10:12:00.079	6	<del>1:49.789</del>	<b>27.518</b>	<b>48.326</b>	<b>33.945</b>	183.6	10:11:50.020
7	1:51.155	27.577	48.298	35.280	184.9	10:13:51.234	7	1:58.466 P	27.596	48.473	42.397	183.3	10:13:48.486
8	1:57.897	28.552	51.128	38.217	177.0	10:15:49.131	8	3:40.807	1:48.155	1:05.209	47.443	177.0	10:17:29.293
9	1:54.083	27.644	52.500	<b>33.939</b>	185.5	10:17:43.214	9	1:50.819	27.610	49.101	34.108	183.9	10:19:20.112
10	1:50.646	27.760	<b>48.219</b>	34.667	183.6	10:19:33.860	10	<b>1:50.185</b>	27.596	48.576	34.013	181.2	10:21:10.297
11	1:51.680	27.526	49.960	34.194	185.2	10:21:25.540	11	2:11.781 P	34.546	51.438	45.797	128.8	10:23:22.078
12	2:35.032 P	34.835	57.845	1:02.352	120.2	10:24:00.572							

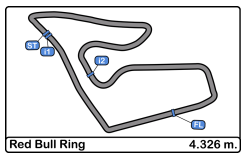
**73** Sandro Cutini ITA **91** Luca Franca EUR & ITA  
 RAC Faro Racing RAC MC Motortecnica

Lap D	Time	Sector 1	Sector 2	Sector 3	T. Spd	Elapsed	Lap D	Time	Sector 1	Sector 2	Sector 3	T. Spd	Elapsed
1	10:02:21.621	10:00:48.717	55.875	37.029	132.8	10:02:21.621	1	10:02:33.273	10:01:00.529	56.005	36.739	104.1	10:02:33.273
2	1:56.181	28.794	50.843	36.544	180.0	10:04:17.802	2	1:55.446	29.428	51.236	34.782	169.5	10:04:28.719
3	<del>1:52.236</del>	27.627	49.325	35.284	185.2	10:06:10.038	3	1:50.123	27.473	48.319	34.331	184.9	10:06:18.842
4	<del>1:51.516</del>	27.799	49.104	34.613	184.6	10:08:01.554	4	1:51.258	27.529	49.037	34.692	187.1	10:08:10.100
5	<del>2:02.146</del>	27.806	56.589	37.751	183.0	10:10:03.700	5	1:58.950	27.352	56.555	35.043	186.5	10:10:09.050
6	<b>1:50.565</b>	27.687	48.847	<b>34.031</b>	185.8	10:11:54.265	6	<b>1:48.907</b>	<b>27.251</b>	<b>47.962</b>	<b>33.694</b>	187.5	10:11:57.957
7	1:50.855	27.898	48.859	34.098	184.9	10:13:45.120	7	2:06.847 P	30.745	53.014	43.088	147.9	10:14:04.804
8	<del>2:04.774</del>	30.404	56.724	37.646		10:15:49.894							
9	1:50.653	27.493	48.893	34.267		10:17:40.547							
10	1:53.654	27.806	49.247	36.601	185.2	10:19:34.201							
11	<del>1:50.674</del>	<b>27.400</b>	<b>48.709</b>	34.462	187.8	10:21:24.772							
12	2:31.130 P	33.140	58.608	59.382	118.8	10:23:55.902							

**95** Adam Sascha ITA  
 CHA SEVENHILLS MOTORSPORT

Lap D	Time	Sector 1	Sector 2	Sector 3	T. Spd	Elapsed
1	10:03:16.016	10:01:33.147	1:02.767	40.102	96.6	10:03:16.016
2	2:12.608	28.259	1:02.342	42.007	180.3	10:05:28.624
3	2:02.234	28.884	58.095	35.255	162.8	10:07:30.858
4	1:53.051	27.959	50.452	34.640	181.5	10:09:23.909
5	1:51.763	28.038	49.175	34.550	180.6	10:11:15.672
6	1:50.978	27.946	48.796	34.236	179.7	10:13:06.650
7	<del>2:00.382</del> P	<b>27.770</b>	49.510	43.102	180.6	10:15:07.032
8	2:55.292	1:31.831	49.103	34.358	177.9	10:18:02.324
9	<b>1:50.767</b>	27.843	48.780	<b>34.144</b>	181.5	10:19:53.091
10	1:51.661	28.379	<b>48.605</b>	34.677	180.6	10:21:44.752
11	2:47.279 P	37.309	1:06.705	1:03.265	104.4	10:24:32.031





**Red Bull Ring**  
**Clio Cup Series**  
**Qualifying - 2**  
**Lap Analysis**

# CLIO CUP SERIES

**99** Guillaume Maio EUR & MID **105** Alessandro Brigatti ITA

CHA							GM Sport		CHA			PROGETTO E20 Motorsport			
Lap	D	Time	Sector 1	Sector 2	Sector 3	T. Spd	Elapsed	Lap	D	Time	Sector 1	Sector 2	Sector 3	T. Spd	Elapsed
1		10:02:41.304	10:01:12.514	53.077	35.713	160.9	10:02:41.304	1		10:02:17.496	10:00:44.049	55.927	37.520	134.1	10:02:17.496
2		1:53.089	28.662	49.932	34.495	175.8	10:04:34.393	2		1:57.069	29.413	49.806	37.850	169.5	10:04:14.565
3		1:50.570	27.807	48.673	34.090	183.6	10:06:24.963	3		1:51.171	27.666	49.394	34.111	180.9	10:06:05.736
4		1:50.270	27.426	48.768	34.076	185.2	10:08:15.233	4		1:51.121	28.635	48.670	33.816	177.6	10:07:56.857
5		1:50.248	27.752	48.627	33.869	181.5	10:10:05.481	5		1:49.966	27.714	48.386	33.866	181.5	10:09:46.823
6		1:50.083	27.614	48.485	33.984	182.7	10:11:55.564	6		1:51.709	28.287	49.504	33.918	136.0	10:11:38.532
7		1:49.869	27.670	48.360	33.839	183.3	10:13:45.433	7		1:50.016	27.707	48.338	33.971	182.4	10:13:28.548
8		2:18.232 P	28.245	58.442	51.545	170.3	10:16:03.665	8		1:50.359 P	27.964	50.819	40.576	179.4	10:15:27.907
9								9		3:45.480	1:49.352	51.843	34.285	147.1	10:18:43.387
10								10		2:00.319	28.013	52.289	40.017	179.1	10:20:43.706
11								11		2:17.743 P	30.351	51.376	56.016	162.1	10:23:01.449

**100** Filip Sandstrom MID

CHA							Carpek Racing		<b>107</b> Cristian Ricciarini EUR & ITA						
Lap	D	Time	Sector 1	Sector 2	Sector 3	T. Spd	Elapsed	Lap	D	Time	Sector 1	Sector 2	Sector 3	T. Spd	Elapsed
1		10:02:46.687	10:01:14.530	55.133	37.024	152.9	10:02:46.687	1		10:02:48.119	10:01:21.660	51.380	35.079	155.6	10:02:48.119
2		1:57.658	29.924	53.336	34.398	170.8	10:04:44.345	2		1:54.174	29.359	50.433	34.382	168.7	10:04:42.293
3		1:50.551	27.872	48.797	33.882	182.7	10:06:34.896	3		1:50.581	27.677	48.801	34.103	183.0	10:06:32.874
4		1:52.285	27.526	50.668	34.091	186.5	10:08:27.181	4		1:50.347	27.712	48.790	33.845	182.7	10:08:23.221
5		1:50.619	27.498	48.754	34.367	184.3	10:10:17.800	5		1:49.730	27.489	48.498	33.743	183.9	10:10:12.951
6		1:51.562	27.941	49.010	34.611	182.4	10:12:09.362	6		1:51.369	27.652	49.956	33.761	183.0	10:12:04.320
7		1:50.386	27.996	48.535	33.855	182.1	10:13:59.748	7		1:49.917	27.294	48.681	33.942	186.8	10:13:54.237
8		1:57.526	27.829	50.946	38.751	182.7	10:15:57.274	8		1:58.718	30.554	52.289	35.875	171.7	10:15:52.955
9		1:50.376	27.692	48.741	33.943	183.3	10:17:47.650	9		1:49.478	27.319	48.234	33.925	185.2	10:17:42.433
10		1:50.684	27.625	49.175	33.884	184.6	10:19:38.334	10		1:50.874	27.337	48.661	34.873	186.8	10:19:33.304
11		2:02.971 P	27.676	48.884	46.411	183.6	10:21:41.305	11		1:51.260	27.530	49.812	33.918	185.2	10:21:24.564
12								12		2:29.919 P	32.911	58.723	58.285	118.6	10:23:54.483

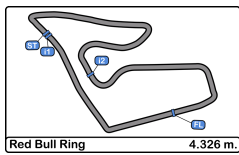
**101** Tomas Pekar EUR & MID

CHA							Carpek Racing		<b>109</b> Francesco Savoia ITA						
Lap	D	Time	Sector 1	Sector 2	Sector 3	T. Spd	Elapsed	Lap	D	Time	Sector 1	Sector 2	Sector 3	T. Spd	Elapsed
1		10:02:45.579	10:01:15.416	53.501	36.662	150.2	10:02:45.579	1		10:02:17.892	10:00:44.878	55.593	37.421	139.7	10:02:17.892
2		1:54.194	29.407	49.942	34.845	176.4	10:04:39.773	2		1:57.396	29.886	49.715	37.795	170.0	10:04:15.288
3		1:50.691	27.943	48.642	34.106	181.5	10:06:30.464	3		1:49.769	27.689	48.200	33.880	184.6	10:06:05.057
4		1:49.695	27.577	48.272	33.846	183.3	10:08:20.159	4		1:49.412	27.510	48.117	33.785	183.6	10:07:54.469
5		1:54.248	27.629	51.635	34.984	183.0	10:10:14.407	5		1:52.944	27.699	51.269	33.976	182.4	10:09:47.413
6		1:49.395	27.404	48.342	33.649	185.8	10:12:03.802	6		1:50.818	27.361	49.335	34.122	184.6	10:11:38.231
7		2:03.607 P	27.365	48.820	47.422	186.8	10:14:07.409	7		2:00.684 P	27.704	48.319	44.661	181.2	10:13:38.915
8		3:34.188	2:03.325	53.307	37.556	170.6	10:17:41.597	8		3:47.245	2:21.155	52.065	34.025	142.1	10:17:26.160
9		1:55.204	30.417	50.541	34.246	162.1	10:19:36.801	9		1:49.743	27.500	48.222	34.021	185.2	10:19:15.903
10		1:49.284	27.440	48.231	33.613	185.5	10:21:26.085	10		1:56.206	29.762	52.330	34.114	131.7	10:21:12.109
11		2:40.808 P	34.814	1:00.156	1:05.838	120.9	10:24:06.893	11		2:06.815 P	32.708	49.416	44.691	137.0	10:23:18.924

**103** Francesco Miotto ITA

CHA							PROGETTO E20 Motorsport								
Lap	D	Time	Sector 1	Sector 2	Sector 3	T. Spd	Elapsed	Lap	D	Time	Sector 1	Sector 2	Sector 3	T. Spd	Elapsed
1		10:02:18.334	10:00:45.267	55.559	37.508	142.6	10:02:18.334	1		10:02:18.334	10:00:45.267	55.559	37.508	142.6	10:02:18.334
2		1:57.660	29.854	50.785	37.021	166.9	10:04:15.994	2		1:57.660	29.854	50.785	37.021	166.9	10:04:15.994
3		1:51.354	27.764	49.009	34.581	183.9	10:06:07.348	3		1:51.354	27.764	49.009	34.581	183.9	10:06:07.348
4		1:50.197	27.746	48.486	33.965	182.4	10:07:57.545	4		1:50.197	27.746	48.486	33.965	182.4	10:07:57.545
5		1:50.147	27.587	48.577	33.983	183.6	10:09:47.692	5		1:50.147	27.587	48.577	33.983	183.6	10:09:47.692
6		1:51.192	27.597	49.584	34.011	183.0	10:11:38.884	6		1:51.192	27.597	49.584	34.011	183.0	10:11:38.884
7		1:50.161	27.635	48.533	33.993	185.5	10:13:29.045	7		1:50.161	27.635	48.533	33.993	185.5	10:13:29.045
8		1:53.946	27.821	48.631	37.494	182.4	10:15:22.991	8		1:53.946	27.821	48.631	37.494	182.4	10:15:22.991
9		2:03.943 P	28.086	49.033	46.824	179.7	10:17:26.934	9		2:03.943 P	28.086	49.033	46.824	179.7	10:17:26.934
10		3:04.637 P	1:21.750	56.690	46.197	137.5	10:20:31.571	10		3:04.637 P	1:21.750	56.690	46.197	137.5	10:20:31.571





**Red Bull Ring**  
**Clio Cup Series**  
**Qualifying - 2**  
**Lap Analysis**

# CLIO CUP

## SERIES

**113** Adrian Schimpf EUR & ESP **121** Davide Gaggianesi ITA

CHA							AST Competition						RAC						Faro Racing														
Lap	D	Time	Sector 1	Sector 2	Sector 3	T. Spd	Elapsed	Lap	D	Time	Sector 1	Sector 2	Sector 3	T. Spd	Elapsed	Lap	D	Time	Sector 1	Sector 2	Sector 3	T. Spd	Elapsed	Lap	D	Time	Sector 1	Sector 2	Sector 3	T. Spd	Elapsed		
1		10:04:12.543	10:02:14.883	1:15.952	41.708	78.6	10:04:12.543	1		10:02:20.059	10:00:46.197	56.064	37.798	126.7	10:02:20.059																		
2		<del>2:05.626</del>	30.608	59.340	35.678	144.0	10:06:18.169	2		1:56.939	29.345	51.140	36.454	164.8	10:04:16.998																		
3		1:50.393	<b>27.468</b>	48.473	34.452	187.5	10:08:08.562	3		<b>1:51.593</b>	27.691	49.480	34.422	184.9	10:06:08.591																		
4		1:50.152	27.617	48.560	<b>33.975</b>	182.7	10:09:58.714	4		<del>1:53.828</del>	27.892	51.368	34.568	182.4	10:08:02.419																		
5		1:50.401	27.819	48.478	34.104	181.5	10:11:49.115	5		1:51.823	27.924	49.421	34.478	182.4	10:09:54.242																		
6		1:59.406	30.973	54.258	34.175	147.5	10:13:48.521	6		<del>2:08.364</del>	36.379	57.543	34.442	90.6	10:12:02.606																		
7		<del>1:51.750</del>	27.540	48.997	35.213	184.3	10:15:40.271	7		<del>1:52.944</del>	27.645	50.636	34.663	184.3	10:13:55.550																		
8		<del>1:50.540</del>	27.632	48.594	34.314	184.3	10:17:30.811	8		1:59.147	29.444	52.816	36.887	171.9	10:15:54.697																		
9		<del>1:52.677</del>	27.838	49.046	35.793	181.8	10:19:23.488	9		<del>1:51.062</del>	<b>27.601</b>	48.957	34.504	184.6	10:17:45.759																		
10		<b>1:50.101</b>	27.642	<b>48.384</b>	34.075	183.9	10:21:13.589	10		1:51.621	28.211	49.184	34.226	182.7	10:19:37.380																		
11		1:59.274 P	28.612	49.329	41.333	179.7	10:23:12.863	11		<del>1:50.630</del>	27.824	<b>48.750</b>	<b>34.056</b>	181.5	10:21:28.010																		
12								12		2:35.915 P	33.946	57.821	1:04.148	117.7	10:24:03.925																		

**116** Giacomo Trebbi ITA **122** Ludovico Longoni EUR & ITA

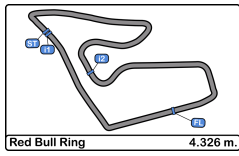
CHA							MC Motortecnica						CHA						MC Motortecnica														
Lap	D	Time	Sector 1	Sector 2	Sector 3	T. Spd	Elapsed	Lap	D	Time	Sector 1	Sector 2	Sector 3	T. Spd	Elapsed	Lap	D	Time	Sector 1	Sector 2	Sector 3	T. Spd	Elapsed	Lap	D	Time	Sector 1	Sector 2	Sector 3	T. Spd	Elapsed		
1		10:02:34.931	10:01:01.720	57.045	36.166	110.8	10:02:34.931	1		10:02:13.718	10:00:38.422	56.722	38.574	134.1	10:02:13.718																		
2		1:54.452	28.426	50.936	35.090	182.7	10:04:29.383	2		1:55.247	29.477	51.145	34.625	172.2	10:04:08.965																		
3		1:50.933	27.750	48.945	34.238	183.9	10:06:20.316	3		1:52.009	28.041	49.266	34.702	182.1	10:06:00.974																		
4		1:50.482	27.572	48.585	34.325	184.3	10:08:10.798	4		1:51.406	28.093	49.212	34.101	180.0	10:07:52.380																		
5		1:56.815	27.488	55.152	34.175	187.5	10:10:07.613	5		2:02.978	32.346	56.127	34.505	129.1	10:09:55.358																		
6		1:49.764	<b>27.347</b>	48.453	33.964	187.1	10:11:57.377	6		<b>1:50.553</b>	27.943	48.587	<b>34.023</b>	179.7	10:11:45.911																		
7		1:56.538	27.438	51.317	37.783	188.1	10:13:53.915	7		2:13.952	28.035	55.369	50.548	178.5	10:13:59.863																		
8		1:58.361	27.581	54.764	36.016	184.9	10:15:52.276	8		<del>1:56.619</del>	30.062	50.066	36.491	155.1	10:15:56.482																		
9		<b>1:49.705</b>	27.521	<b>48.326</b>	<b>33.858</b>	186.2	10:17:41.981	9		1:50.687	<b>27.680</b>	<b>48.525</b>	34.482	183.3	10:17:47.169																		
10		1:50.871	27.510	48.342	35.019	188.1	10:19:32.852	10		<del>1:53.619</del>	27.727	48.967	36.925	182.4	10:19:40.788																		
11		1:54.263	27.502	51.232	35.529	185.2	10:21:27.115	11		1:55.651	28.266	48.831	38.554	180.3	10:21:36.439																		
12		2:35.222 P	34.415	57.712	1:03.095	116.1	10:24:02.337	12		2:40.909 P	35.387	1:02.199	1:03.323	129.0	10:24:17.348																		

**118** Francesco Pagano ITA **199** Alejandro Schimpf EUR & ESP

CHA							Costa Ovest						CHA						AST Competition														
Lap	D	Time	Sector 1	Sector 2	Sector 3	T. Spd	Elapsed	Lap	D	Time	Sector 1	Sector 2	Sector 3	T. Spd	Elapsed	Lap	D	Time	Sector 1	Sector 2	Sector 3	T. Spd	Elapsed	Lap	D	Time	Sector 1	Sector 2	Sector 3	T. Spd	Elapsed		
1		10:02:35.787	10:01:04.567	55.194	36.026	118.1	10:02:35.787	1		10:04:13.172	10:02:15.962	1:15.403	41.807	79.8	10:04:13.172																		
2		<del>1:54.442</del>	28.854	50.790	34.798	176.7	10:04:30.229	2		2:05.206	30.254	59.771	35.181	137.0	10:06:18.378																		
3		<del>1:51.126</del>	27.701	49.140	34.285	182.7	10:06:21.355	3		1:50.288	<b>27.425</b>	48.506	34.357	187.8	10:08:08.666																		
4		1:50.540	27.967	48.562	34.011	185.2	10:08:11.895	4		1:50.925	27.890	48.782	34.253	183.3	10:09:59.591																		
5		1:50.213	27.715	48.305	34.193	182.4	10:10:02.108	5		<b>1:49.916</b>	27.708	48.294	<b>33.914</b>	183.0	10:11:49.507																		
6		<del>1:56.900</del>	32.809	50.082	34.009	90.8	10:11:59.008	6		1:54.284	27.578	49.501	37.205	181.2	10:13:43.791																		
7		<del>1:49.977</del>	27.764	<b>48.273</b>	<b>33.940</b>	183.3	10:13:48.985	7		1:49.993	27.594	<b>48.237</b>	34.162	183.0	10:15:33.784																		
8		1:59.805 P	28.328	50.761	40.716	181.2	10:17:38.641	8		<del>1:57.768</del>	28.318	55.101	34.349	134.1	10:17:31.552																		
9		4:09.624 P	1:56.771	1:12.110	1:00.743	89.9	10:21:48.265	9		<del>1:50.923</del>	27.915	48.783	34.225	182.7	10:19:22.475																		
10								10		1:50.233	27.769	48.472	33.992	181.8	10:21:12.708																		
11								11		2:02.233 P	30.696	49.282	42.255	171.4	10:23:14.941																		







**Red Bull Ring**  
**Clio Cup Series**  
**Qualifying - 2**  
**Lap Analysis**

# CLIO CUP

## SERIES

211

Nikola Miljkovic

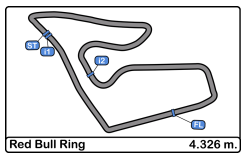
EUR & MID

CHA

Tempo Racing Team

Lap	D	Time	Sector 1	Sector 2	Sector 3	T. Spd	Elapsed
1		10:02:34.387	10:01:02.880	55.467	36.040	128.7	10:02:34.387
2		1:53.666	28.308	50.798	34.560	180.3	10:04:28.053
3		1:50.601	27.560	48.763	34.278	183.9	10:06:18.654
4		<del>1:51.944</del>	27.388	49.067	35.486	185.8	10:08:10.595
5		1:56.290	27.414	54.689	34.187	185.5	10:10:06.885
6		1:49.799	27.438	48.338	34.023	184.6	10:11:56.684
7		<del>1:50.443</del>	27.510	48.470	34.463	183.9	10:13:47.127
8		<del>1:50.059</del>	27.642	48.326	34.091	181.8	10:15:37.186
9		<del>1:50.072</del>	27.509	48.516	34.047	182.1	10:17:27.258
10		2:05.036	27.443	56.895	40.698	183.0	10:19:32.294
11		1:50.113	27.622	48.522	33.969	183.6	10:21:22.407
12		3:00.754 P	41.285	1:12.163	1:07.306	105.1	10:24:23.161





**Red Bull Ring**  
**Clio Cup Series**  
**Qualifying - 2**

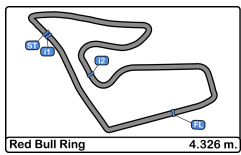
# CLIO CUP

## SERIES

**Best Sectors Results**

Sector - 1				Sector - 2				Sector - 3				Ideal Lap vs Best Lap				
Clas	Nº	Driver	Time	Nº	Driver	Time	Nº	Driver	Time	Clas	Nº	Driver	Ideal Lap	Best Lap	Clas	
1	91	Luca Franca	27.251	15	David Pouget	47.783	12	Gabriele Torelli	33.564	1	15	David Pouget	1:48.819	1:48.980	2	
2	10	Cristian Ricciarini	27.294	91	Luca Franca	47.962	101	Tomas Pekar	33.613	2	91	Luca Franca	1:48.907	1:48.907	1	
3	12	Gabriele Torelli	27.343	82	Jacopo Giuseppe Cimenès	48.072	15	David Pouget	33.692	3	12	Gabriele Torelli	1:49.006	1:52.470	39	
4	15	David Pouget	27.344	12	Gabriele Torelli	48.099	91	Luca Franca	33.694	4	101	Tomas Pekar	1:49.209	1:49.284	3	
5	11	Giacomo Trebbi	27.347	109	Francesco Savoia	48.117	107	Cristian Ricciarini	33.743	5	82	Jacopo Giuseppe Cimenès	1:49.240	1:49.443	5	
6	27	Federico Danova	27.350	9	Andreas Stucki	48.127	82	Jacopo Giuseppe Cimenès	33.769	6	109	Francesco Savoia	1:49.263	1:49.412	4	
7	10	Francesco Savoia	27.361	69	Quinto Stefana	48.219	109	Francesco Savoia	33.785	7	107	Cristian Ricciarini	1:49.271	1:49.917	12	
8	10	Tomas Pekar	27.365	101	Tomas Pekar	48.231	105	Alessandro Brigatti	33.816	8	116	Giacomo Trebbi	1:49.531	1:49.705	6	
9	11	Francesco Pagano	27.372	107	Cristian Ricciarini	48.234	99	Guillaume Maio	33.839	9	199	Alejandro Schimpf	1:49.576	1:49.916	11	
10	21	Nikola Miljkovic	27.388	199	Alejandro Schimpf	48.237	100	Filip Sandstrom	33.855	10	118	Francesco Pagano	1:49.585	1:49.851	8	
11	82	Jacopo Giuseppe Cimenès	27.399	5	Nicolas Milan	48.270	116	Giacomo Trebbi	33.858	11	99	Guillaume Maio	1:49.625	1:49.869	10	
12	73	Sandro Cutini	27.400	118	Francesco Pagano	48.273	9	Andreas Stucki	33.879	12	69	Quinto Stefana	1:49.650	1:50.314	23	
13	19	Alejandro Schimpf	27.425	4	Julien Baziret	48.291	60	Leonardo Arduini	33.896	13	27	Federico Danova	1:49.658	1:50.230	21	
14	99	Guillaume Maio	27.426	116	Giacomo Trebbi	48.326	199	Alejandro Schimpf	33.914	14	4	Julien Baziret	1:49.666	1:49.859	9	
15	4	Julien Baziret	27.429	211	Nikola Miljkovic	48.326	5	Nicolas Milan	33.915	15	211	Nikola Miljkovic	1:49.683	1:49.799	7	
16	16	Lionel Viguier	27.467	84	Mattia Lancellotti	48.326	27	Federico Danova	33.918	16	9	Andreas Stucki	1:49.727	1:49.973	15	
17	11	Adrian Schimpf	27.468	43	Damiano Puccetti	48.334	69	Quinto Stefana	33.939	17	84	Mattia Lancellotti	1:49.789	1:50.185	19	
18	69	Quinto Stefana	27.492	105	Alessandro Brigatti	48.338	118	Francesco Pagano	33.940	18	105	Alessandro Brigatti	1:49.820	1:49.966	14	
19	10	Filip Sandstrom	27.498	99	Guillaume Maio	48.360	84	Mattia Lancellotti	33.945	19	113	Adrian Schimpf	1:49.827	1:50.101	16	
20	19	Gianalberto Coldani	27.504	113	Adrian Schimpf	48.384	4	Julien Baziret	33.946	20	5	Nicolas Milan	1:49.843	1:50.156	18	
21	21	Stephan Polderman	27.515	27	Federico Danova	48.390	103	Francesco Miotto	33.965	21	100	Filip Sandstrom	1:49.888	1:50.376	25	
22	84	Mattia Lancellotti	27.518	60	Leonardo Arduini	48.396	211	Nikola Miljkovic	33.969	22	60	Leonardo Arduini	1:49.917	1:49.917	13	
23	10	Francesco Miotto	27.587	103	Francesco Miotto	48.486	113	Adrian Schimpf	33.975	23	43	Damiano Puccetti	1:50.012	1:50.317	24	
24	55	René Steemetz	27.591	122	Ludovico Longoni	48.525	19	Gianalberto Coldani	33.982	24	103	Francesco Miotto	1:50.038	1:50.197	20	
25	30	Alex Lancellotti	27.595	100	Filip Sandstrom	48.535	43	Damiano Puccetti	34.014	25	19	Gianalberto Coldani	1:50.103	1:50.103	17	
26	12	Davide Gaggianesi	27.601	55	René Steemetz	48.539	16	Lionel Viguier	34.021	26	73	Sandro Cutini	1:50.140	1:50.565	29	
27	60	Leonardo Arduini	27.625	1	Anthony Jurado	48.550	122	Ludovico Longoni	34.023	27	16	Lionel Viguier	1:50.150	1:50.287	22	
28	5	Nicolas Milan	27.658	38	Alessio Alcidi	48.594	73	Sandro Cutini	34.031	28	122	Ludovico Longoni	1:50.228	1:50.553	28	
29	43	Damiano Puccetti	27.664	95	Adam Sascha	48.605	3	Daniel Nyffeler	34.034	29	30	Alex Lancellotti	1:50.243	1:50.470	26	
30	1	Anthony Jurado	27.664	30	Alex Lancellotti	48.606	30	Alex Lancellotti	34.042	30	1	Anthony Jurado	1:50.263	1:50.480	27	
31	10	Alessandro Brigatti	27.666	19	Gianalberto Coldani	48.617	1	Anthony Jurado	34.049	31	21	Stephan Polderman	1:50.391	1:50.770	33	
32	12	Ludovico Longoni	27.680	21	Stephan Polderman	48.637	121	Davide Gaggianesi	34.056	32	55	René Steemetz	1:50.391	1:50.829	34	
33	39	Alessandro Alcidi	27.702	16	Lionel Viguier	48.662	38	Alessio Alcidi	34.121	33	121	Davide Gaggianesi	1:50.407	1:51.593	38	
34	9	Andreas Stucki	27.721	3	Daniel Nyffeler	48.679	95	Adam Sascha	34.144	34	38	Alessio Alcidi	1:50.449	1:51.087	35	
35	38	Alessio Alcidi	27.734	39	Alessandro Alcidi	48.694	53	Due	34.223	35	95	Adam Sascha	1:50.519	1:50.767	32	
36	95	Adam Sascha	27.770	73	Sandro Cutini	48.709	21	Stephan Polderman	34.239	36	3	Daniel Nyffeler	1:50.578	1:50.754	31	
37	51	Henrik Seibel	27.840	121	Davide Gaggianesi	48.750	51	Henrik Seibel	34.252	37	39	Alessandro Alcidi	1:50.674	1:50.691	30	
38	53	Due	27.841	51	Henrik Seibel	48.915	55	René Steemetz	34.261	38	51	Henrik Seibel	1:51.007	1:51.286	36	
39	3	Daniel Nyffeler	27.865	53	Due	48.980	39	Alessandro Alcidi	34.278	39	53	Due	1:51.044	1:51.421	37	
40	17	Daniele Pasquali	28.362	17	Daniele Pasquali	49.087	17	Daniele Pasquali	34.825	40	17	Daniele Pasquali	1:52.274	1:52.567	40	
41	14	Udo Brunner	28.996	14	Udo Brunner	50.471	14	Udo Brunner	37.518	41	14	Udo Brunner	1:56.985	1:57.516	41	





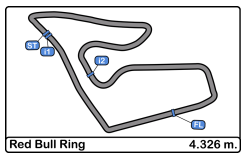
**Red Bull Ring**  
**Clio Cup Series**  
**Qualifying - 2**  
**Best 5 Lap Times**

# CLIO CUP

## SERIES

Cls	N°	Driver	Nat	Cat	Cls	Team	Nat	Group	Best 1		Best 2		Best 3		Best 4		Best 5	
									Time	Lap	Time	Lap	Time	Lap	Time	Lap	Time	Lap
1	91	Luca Franca	ITA	RAC	1	MC Motor Tecnica	ITA	EUR & ITA	1:48.907	6	1:50.123	3	1:51.258	4	1:55.446	2	1:58.950	5
2	15	David Pouget	FRA			GPA Racing	FRA	EUR & FRA	1:48.980	6	1:48.998	11	1:50.204	9	1:56.230	7	1:57.829	8
3	101	Tomas Pekar	CZE			Carpek Racing	CZE	EUR & MID	1:49.284	10	1:49.395	6	1:49.695	4	1:50.691	3	1:54.194	2
4	109	Francesco Savoia	ITA	CHA	1	PROGETTO E20	ITA	ITA	1:49.412	4	1:49.769	3	1:50.818	6	1:52.944	5	1:56.206	10
5	82	Jacopo Giuseppe	ITA	CHA	2	ESSECORSE	ITA	EUR & ITA	1:49.443	6	1:49.672	11	1:49.713	7	1:49.811	4	1:50.135	5
6	116	Giacomo Trebbi	ITA	CHA	3	MC Motor Tecnica	ITA	ITA	1:49.705	9	1:49.764	6	1:50.482	4	1:50.871	10	1:50.933	3
7	211	Nikola Miljkovic	SRB	CHA	4	Tempo Racing Team	SRB	EUR & MID	1:49.799	6	1:50.113	11	1:50.601	3	1:53.666	2	1:56.290	5
8	118	Francesco Pagano	ITA	CHA	5	Costa Ovest	ITA	ITA	1:49.851	8	1:50.213	5	1:50.540	4	1:59.805	9	4:09.624	10
9	4	Julien Baziret	FRA	CHA	6	Baziret Sport	FRA	EUR & MID	1:49.859	7	1:50.111	5	1:50.489	3	1:51.288	9	1:52.805	10
10	99	Guillaume Maio	FRA	CHA	7	GM Sport	FRA	EUR & MID	1:49.869	7	1:50.083	6	1:50.248	5	1:50.270	4	1:50.570	3
11	199	Alejandro Schimpf	ESP	CHA	8	AST Competition	ESP	EUR & ESP	1:49.916	5	1:49.993	7	1:50.233	10	1:50.288	3	1:50.925	4
12	60	Leonardo Arduini	ITA	CHA	9	MC Motor Tecnica	ITA	EUR & ITA	1:49.917	10	1:50.207	9	1:50.683	8	1:51.411	3	1:52.157	2
13	107	Cristian Ricciarini	ITA			ESSECORSE	ITA	EUR & ITA	1:49.917	7	1:50.347	4	1:50.581	3	1:51.369	6	1:58.718	8
14	105	Alessandro Brigatti	ITA	CHA	10	PROGETTO E20	ITA	ITA	1:49.966	5	1:51.121	4	1:51.171	3	1:57.069	2	2:00.319	10
15	9	Andreas Stucki	CHE			Stucki Motorsport	CHE	MID	1:49.973	10	1:50.854	4	1:52.985	5	2:17.103	11	2:17.394	7
16	113	Adrian Schimpf	ESP	CHA	11	AST Competition	ESP	EUR & ESP	1:50.101	10	1:50.152	4	1:50.393	3	1:50.401	5	1:59.274	11
17	19	Gianalberto Coldani	ITA	CHA	12	MC Motor Tecnica	ITA	ITA	1:50.103	9	1:51.150	3	1:52.864	8	1:55.313	2	2:14.617	10
18	5	Nicolas Milan	FRA			Milan Competition	FRA	EUR & FRA	1:50.156	7	1:50.633	5	1:50.747	3	1:53.668	2	1:57.815	4
19	84	Mattia Lancellotti	ITA	CHA	13	Faro Racing	ITA	EUR & ITA	1:50.185	10	1:50.819	9	1:51.083	3	1:51.884	4	1:56.563	2
20	103	Francesco Miotto	ITA	CHA	14	PROGETTO E20	ITA	ITA	1:50.197	4	1:51.192	6	1:51.354	3	1:57.660	2	3:04.637	10
21	27	Federico Danova	ITA	CHA	15	ESSECORSE	ITA	ITA	1:50.230	4	1:50.566	6	1:51.409	3	1:51.768	5	1:54.437	2
22	16	Lionel Viguier	FRA	RAC	2	T2CM	FRA	EUR & FRA	1:50.287	6	1:50.400	4	1:53.210	5	1:58.564	2		
23	69	Quinto Stefana	ITA	RAC	3	Milan Competition	FRA	EUR	1:50.314	3	1:50.433	6	1:50.646	10	1:51.155	7	1:51.680	11
24	43	Damiano Puccetti	ITA	CHA	16	Rangoni Corse	ITA	EUR & MID	1:50.317	9	1:50.399	6	1:50.577	4	1:50.617	3	1:59.581	8
25	100	Filip Sandstrom	SWE	CHA	17	Carpek Racing	CZE	MID	1:50.376	9	1:50.386	7	1:50.551	3	1:50.619	5	1:50.684	10
26	30	Alex Lancellotti	ITA	RAC	4	Faro Racing	ITA	EUR & ITA	1:50.470	9	1:50.523	7	1:50.730	6	1:51.187	3	1:51.653	4
27	1	Anthony Jurado	FRA			Milan Competition	FRA	EUR & MID	1:50.480	3	1:54.828	2	1:58.584	4	2:00.584	5		
28	122	Ludovico Longoni	ITA	CHA	18	MC Motor Tecnica	ITA	EUR & ITA	1:50.553	6	1:50.687	9	1:51.406	4	1:52.009	3	1:55.247	2
29	73	Sandro Cutini	ITA	RAC	5	Faro Racing	ITA	ITA	1:50.565	6	1:50.653	9	1:50.855	7	1:53.654	10	1:56.181	2
30	39	Alessandro Alcidi	ITA	RAC	6	Tuder Motorsport	ITA	ITA	1:50.691	10	1:51.139	9	1:51.273	7	1:51.812	5	1:52.324	3
31	3	Daniel Nyffeler	CHE	CHA	19	Stucki Motorsport	CHE	MID	1:50.754	5	1:50.842	10	1:51.470	4	1:51.828	3	1:54.012	7
32	95	Adam Sascha	ITA	CHA	20	SEVENHILLS	ITA	ITA	1:50.767	9	1:50.978	6	1:51.661	10	1:51.763	5	1:53.051	4
33	21	Stephan Polderman	NLD	RAC	7	AST Competition	ESP	EUR & MID	1:50.770	10	1:50.823	6	1:51.750	4	1:52.480	8	1:56.947	9
34	55	René Steemetz	NLD	RAC	8	AST Competition	ESP	EUR & MID	1:50.829	6	1:51.866	5	1:52.044	3	1:54.396	7	1:55.626	10
35	38	Alessio Alcidi	ITA	CHA	21	Tuder Motorsport	ITA	ITA	1:51.087	7	1:51.122	5	1:52.412	3	1:53.999	2	2:17.307	4
36	51	Henrik Seibel	DEU	CHA	22	Carpek Racing	CZE	MID	1:51.286	5	1:51.465	9	1:52.410	11	1:54.574	2	1:55.464	10
37	53	Due	ITA	RAC	9	Oregon Team	ITA	ITA	1:51.421	7	1:51.512	11	1:51.552	6	1:53.103	4	1:53.468	3
38	121	Davide Gaggianesi	ITA	RAC	10	Faro Racing	ITA	ITA	1:51.593	3	1:51.621	10	1:51.823	5	1:56.939	2	1:59.147	8
39	12	Gabriele Torelli	ITA			Rangoni Corse	ITA	EUR & MID	1:52.470	7	2:18.626	10	4:09.043	2				
40	17	Daniele Pasquali	ITA	RAC	11	Tuder Motorsport	ITA	EUR & ITA	1:52.567	10	1:52.756	9	1:53.024	6	1:53.227	5	1:53.497	4
41	14	Udo Brunner	DEU	RAC	12	LCB Racing	DEU	EUR	1:57.516	5	1:57.945	6	1:58.283	8	2:00.098	4	2:00.108	3





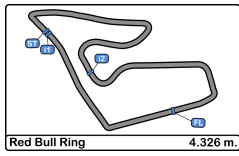
**Red Bull Ring**  
**Clio Cup Series**  
**Qualifying - 2**  
**Best 5 Top Speeds**

# CLIO CUP

## SERIES

Clas	N°	Driver	Nat	Cat	Cls	Team	Nat	Group	Top 1		Top 2		Top 3		Top 4		Top 5		Avg
									Km/h	Lap	Km/h	Lap	Km/h	Lap	Km/h	Lap	Km/h	Lap	
1	15	David Pouget	FRA			GPA Racing	FRA	EUR & FRA	188.1	7	185.2	10	184.9	6	184.9	11	183.0	4	185.2
2	116	Giacomo Trebbi	ITA	CHA	1	MC Motortecnica	ITA	ITA	188.1	7	188.1	10	187.5	5	187.1	6	186.2	9	187.4
3	73	Sandro Cutini	ITA	RAC	1	Faro Racing	ITA	ITA	187.8	11	185.8	6	185.2	3	185.2	10	184.9	7	185.8
4	199	Alejandro Schimpf	ESP	CHA	2	AST Competition	ESP	EUR & ESP	187.8	3	183.3	4	183.0	5	183.0	7	182.7	9	184.0
5	91	Luca Franca	ITA	RAC	2	MC Motortecnica	ITA	EUR & ITA	187.5	6	187.1	4	186.5	5	184.9	3	169.5	2	183.1
6	113	Adrian Schimpf	ESP	CHA	3	AST Competition	ESP	EUR & ESP	187.5	3	184.3	7	184.3	8	183.9	10	182.7	4	184.5
7	82	Jacopo Giuseppe	ITA	CHA	4	ESSECORSE	ITA	EUR & ITA	187.1	10	186.5	3	185.8	7	185.2	5	185.2	11	186.0
8	101	Tomas Pekar	CZE			Carpek Racing	CZE	EUR & MID	186.8	7	185.8	6	185.5	10	183.3	4	183.0	5	184.9
9	107	Cristian Ricciarini	ITA			ESSECORSE	ITA	EUR & ITA	186.8	7	186.8	10	185.2	9	185.2	11	183.9	5	185.6
10	55	René Steemetz	NLD	RAC	3	AST Competition	ESP	EUR & MID	186.5	7	185.5	8	184.9	9	184.6	5	183.9	6	185.1
11	100	Filip Sandstrom	SWE	CHA	5	Carpek Racing	CZE	MID	186.5	4	184.6	10	184.3	5	183.6	11	183.3	9	184.4
12	118	Francesco Pagano	ITA	CHA	6	Costa Ovest	ITA	ITA	186.2	8	185.2	4	183.3	7	182.7	3	182.4	5	183.9
13	4	Julien Baziret	FRA	CHA	7	Baziret Sport	FRA	EUR & MID	185.8	3	185.8	5	185.8	8	185.5	9	185.2	4	185.6
14	27	Federico Danova	ITA	CHA	8	ESSECORSE	ITA	ITA	185.8	9	184.3	6	183.6	4	182.7	3	181.8	5	183.6
15	211	Nikola Miljkovic	SRB	CHA	9	Tempo Racing Team	SRB	EUR & MID	185.8	4	185.5	5	184.6	6	183.9	3	183.9	7	184.8
16	16	Lionel Viguier	FRA	RAC	4	T2CM	FRA	EUR & FRA	185.5	7	185.2	6	183.3	3	183.0	5	182.7	4	183.9
17	69	Quinto Stefana	ITA	RAC	5	Milan Competition	FRA	EUR	185.5	3	185.5	9	185.2	11	184.9	7	184.3	6	185.1
18	103	Francesco Miotto	ITA	CHA	10	PROGETTO E20	ITA	ITA	185.5	7	183.9	3	183.6	5	183.0	6	182.4	4	183.7
19	53	Due	ITA	RAC	6	Oregon Team	ITA	ITA	185.2	5	183.6	7	183.6	10	183.6	11	180.6	6	183.3
20	99	Guillaume Maio	FRA	CHA	11	GM Sport	FRA	EUR & MID	185.2	4	183.6	3	183.3	7	182.7	6	181.5	5	183.3
21	109	Francesco Savoia	ITA	CHA	12	PROGETTO E20	ITA	ITA	185.2	9	184.6	3	184.6	6	183.6	4	182.4	5	184.1
22	12	Gabriele Torelli	ITA			Rangoni Corse	ITA	EUR & MID	184.9	8	181.8	5	181.5	4	180.9	7	179.7	3	181.7
23	21	Stephan Polderman	NLD	RAC	7	AST Competition	ESP	EUR & MID	184.9	3	184.3	10	183.6	4	183.6	7	183.0	6	183.9
24	39	Alessandro Alcidi	ITA	RAC	8	Tuder Motorsport	ITA	ITA	184.9	10	184.6	3	182.1	9	181.8	7	181.2	2	182.9
25	121	Davide Gaggianesi	ITA	RAC	9	Faro Racing	ITA	ITA	184.9	3	184.6	9	184.3	7	182.7	10	182.4	4	183.8
26	30	Alex Lancellotti	ITA	RAC	10	Faro Racing	ITA	EUR & ITA	184.6	4	184.6	9	183.9	6	183.0	3	182.4	10	183.7
27	19	Gianalberto Coldani	ITA	CHA	13	MC Motortecnica	ITA	ITA	184.3	9	182.7	10	181.5	3	181.5	7	180.0	4	182.0
28	84	Mattia Lancellotti	ITA	CHA	14	Faro Racing	ITA	EUR & ITA	183.9	9	183.6	6	183.3	7	182.4	3	181.8	4	183.0
29	5	Nicolas Milan	FRA			Milan Competition	FRA	EUR & FRA	183.6	9	183.3	5	182.7	8	182.1	3	181.8	10	182.7
30	38	Alessio Alcidi	ITA	CHA	15	Tuder Motorsport	ITA	ITA	183.6	10	183.3	9	181.5	5	181.5	6	180.6	2	182.1
31	60	Leonardo Arduini	ITA	CHA	16	MC Motortecnica	ITA	EUR & ITA	183.3	10	182.4	2	181.5	5	180.9	9	180.0	3	181.6
32	122	Ludovico Longoni	ITA	CHA	17	MC Motortecnica	ITA	EUR & ITA	183.3	9	182.4	10	182.1	3	180.3	11	180.0	4	181.6
33	43	Damiano Puccetti	ITA	CHA	18	Rangoni Corse	ITA	EUR & MID	183.0	9	182.7	3	182.4	6	182.1	4	166.4	7	179.3
34	3	Daniel Nyffeler	CHE	CHA	19	Stucki Motorsport	CHE	MID	182.7	10	181.2	3	180.9	5	180.0	7	180.0	8	180.9
35	9	Andreas Stucki	CHE			Stucki Motorsport	CHE	MID	182.7	6	182.7	8	180.9	10	178.5	3	178.2	4	180.6
36	105	Alessandro Brigatti	ITA	CHA	20	PROGETTO E20	ITA	ITA	182.4	7	181.5	5	180.9	3	179.4	8	179.1	10	180.6
37	1	Anthony Jurado	FRA			Milan Competition	FRA	EUR & MID	182.1	3	167.7	5	165.8	2	165.6	4	155.8	1	167.4
38	95	Adam Sascha	ITA	CHA	21	SEVENHILLS	ITA	ITA	181.5	4	181.5	9	180.6	5	180.6	7	180.6	10	180.9
39	51	Henrik Seibel	DEU	CHA	22	Carpek Racing	CZE	MID	181.2	7	180.0	5	179.4	9	179.1	11	178.5	3	179.6
40	17	Daniele Pasquali	ITA	RAC	11	Tuder Motorsport	ITA	EUR & ITA	179.7	2	178.8	7	178.8	9	178.8	10	178.2	3	178.8
41	14	Udo Brunner	DEU	RAC	12	LCB Racing	DEU	EUR	178.5	3	177.9	5	177.6	8	177.3	2	177.3	6	177.7





Red Bull Ring

Clio Cup Series

Qualifying - 2

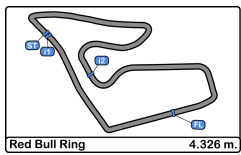
Fastest Laps Sequence

# CLIO CUP SERIES

Lap	Time of Day	Session Time	N° Driver	Nat	Cat	Team	Nat	Group	Time	Km/h
2	10:04:07.233	9:07.233	60 Leonardo Arduini		CHA	MC Motortecnica		EUR & ITA	1:52.157	138.8
3	10:05:58.644	10:58.644	60 Leonardo Arduini		CHA	MC Motortecnica		EUR & ITA	1:51.411	139.7
3	10:05:59.806	10:59.806	19 Gianalberto Coldani		CHA	MC Motortecnica		ITA	1:51.150	140.1
3	10:06:05.057	11:05.057	109 Francesco Savoia		CHA	PROGETTO E20		ITA	1:49.769	141.8
4	10:07:54.469	12:54.469	109 Francesco Savoia		CHA	PROGETTO E20		ITA	1:49.412	142.3
6	10:11:57.599	16:57.599	15 David Pouget			GPA Racing		EUR & FRA	1:48.980	142.9
6	10:11:57.957	16:57.957	91 Luca Franca		RAC	MC Motortecnica		EUR & ITA	1:48.907	142.9







**Red Bull Ring**  
**Clio Cup Series**  
**Qualifying - 2**

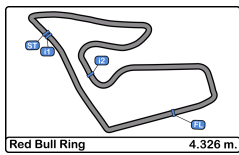
# CLIO CUP

## SERIES

**Event Best Maximum Speed**

N°	Driver	Nat	Cat	Clas	Team	Nat	Group	Km/h	Session
12	Gabriele Torelli	ITA			Rangoni Corse	ITA	EUR & MID	188.4	Collective Test 1
116	Giacomo Trebbi	ITA	CHA	1	MC Motorcnica	ITA	ITA	188.1	Qualifying - 2
15	David Pouget	FRA			GPA Racing	FRA	EUR & FRA	188.1	Qualifying - 2
199	Alejandro Schimpf	ESP	CHA	2	AST Competition	ESP	EUR & ESP	187.8	Qualifying - 2
73	Sandro Cutini	ITA	RAC	1	Faro Racing	ITA	ITA	187.8	Qualifying - 2
1	Anthony Jurado	FRA			Milan Competition	FRA	EUR & MID	187.5	Collective Test 1
43	Damiano Puccetti	ITA	CHA	3	Rangoni Corse	ITA	EUR & MID	187.5	Collective Test 1
107	Cristian Ricciarini	ITA			ESSECORSE	ITA	EUR & ITA	187.5	Qualifying - 1
101	Tomas Pekar	CZE			Carpek Racing	CZE	EUR & MID	187.5	Qualifying - 1
5	Nicolas Milan	FRA			Milan Competition	FRA	EUR & FRA	187.5	Qualifying - 1
113	Adrian Schimpf	ESP	CHA	4	AST Competition	ESP	EUR & ESP	187.5	Qualifying - 2
91	Luca Franca	ITA	RAC	2	MC Motorcnica	ITA	EUR & ITA	187.5	Qualifying - 2
105	Alessandro Brigatti	ITA	CHA	5	PROGETTO E20	ITA	ITA	187.1	Collective Test 1
19	Gianalberto Coldani	ITA	CHA	6	MC Motorcnica	ITA	ITA	187.1	Qualifying - 1
82	Jacopo Giuseppe Cimenos	ITA	CHA	7	ESSECORSE	ITA	EUR & ITA	187.1	Qualifying - 2
69	Quinto Stefana	ITA	RAC	3	Milan Competition	FRA	EUR	186.8	Qualifying - 1
109	Francesco Savoia	ITA	CHA	8	PROGETTO E20	ITA	ITA	186.8	Qualifying - 1
211	Nikola Miljkovic	SRB	CHA	9	Tempo Racing Team	SRB	EUR & MID	186.8	Qualifying - 1
103	Francesco Miotto	ITA	CHA	10	PROGETTO E20	ITA	ITA	186.5	Qualifying - 1
27	Federico Danova	ITA	CHA	11	ESSECORSE	ITA	ITA	186.5	Qualifying - 1
100	Filip Sandstrom	SWE	CHA	12	Carpek Racing	CZE	MID	186.5	Qualifying - 2
55	René Steemetz	NLD	RAC	4	AST Competition	ESP	EUR & MID	186.5	Qualifying - 2
84	Mattia Lancellotti	ITA	CHA	13	Faro Racing	ITA	EUR & ITA	186.2	Qualifying - 1
118	Francesco Pagano	ITA	CHA	14	Costa Ovest	ITA	ITA	186.2	Qualifying - 2
60	Leonardo Arduini	ITA	CHA	15	MC Motorcnica	ITA	EUR & ITA	185.8	Collective Test 1
4	Julien Baziret	FRA	CHA	16	Baziret Sport	FRA	EUR & MID	185.8	Qualifying - 2
16	Lionel Viguier	FRA	RAC	5	T2CM	FRA	EUR & FRA	185.5	Pre-Event Collective Test 2
53	Due	ITA	RAC	6	Oregon Team	ITA	ITA	185.5	Collective Test 1
21	Stephan Polderman	NLD	RAC	7	AST Competition	ESP	EUR & MID	185.5	Qualifying - 1
39	Alessandro Alcidi	ITA	RAC	8	Tuder Motorsport	ITA	ITA	185.2	Collective Test 1
95	Adam Sascha	ITA	CHA	17	SEVENHILLS	ITA	ITA	185.2	Collective Test 1
125	Jerzy Spinkiewicz	POL			UNIQ Racing	POL	EUR & ITA	185.2	Collective Test 2
99	Guillaume Maio	FRA	CHA	18	GM Sport	FRA	EUR & MID	185.2	Qualifying - 2
121	Davide Gaggianesi	ITA	RAC	9	Faro Racing	ITA	ITA	184.9	Qualifying - 2
30	Alex Lancellotti	ITA	RAC	10	Faro Racing	ITA	EUR & ITA	184.6	Collective Test 1
38	Alessio Alcidi	ITA	CHA	19	Tuder Motorsport	ITA	ITA	184.6	Collective Test 1
9	Andreas Stucki	CHE			Stucki Motorsport	CHE	MID	183.6	Race - 1
122	Ludovico Longoni	ITA	CHA	20	MC Motorcnica	ITA	EUR & ITA	183.3	Qualifying - 2
3	Daniel Nyffeler	CHE	CHA	21	Stucki Motorsport	CHE	MID	183.0	Qualifying - 1
51	Henrik Seibel	DEU	CHA	22	Carpek Racing	CZE	MID	181.2	Qualifying - 1
75	Miranda Cordoba Eduardo	ARG	CHA	23	UNIQ Racing	POL	MID	180.9	Race - 1
17	Daniele Pasquali	ITA	RAC	11	Tuder Motorsport	ITA	EUR & ITA	180.3	Collective Test 1
14	Udo Brunner	DEU	RAC	12	LCB Racing	DEU	EUR	179.4	Qualifying - 1





**Red Bull Ring**  
**Clio Cup Series**  
**Qualifying - 2**  
**Pit Stop Analysis**

# CLIO CUP

## SERIES

**12** Gabriele Torelli EUR & MID

Rangoni Corse

N°	In Day Time	In Time	Out Time	Pit Time	T. Pit Time	Handicap	Diff.
1	10:03:14.305	10:03:14.305	10:05:32.637	2:18.332	2:18.332		

**43** Damiano Puccetti EUR & MID

CHA Rangoni Corse

N°	In Day Time	In Time	Out Time	Pit Time	T. Pit Time	Handicap	Diff.
1	10:03:17.290	10:03:17.290	10:05:33.415	2:16.125	2:16.125		

**60** Leonardo Arduini EUR & ITA

CHA MC Motortecnica

N°	In Day Time	In Time	Out Time	Pit Time	T. Pit Time	Handicap	Diff.
1	10:12:03.116	10:12:03.116	10:12:29.476	26.360	26.360		

**84** Mattia Lancellotti EUR & ITA

CHA Faro Racing

N°	In Day Time	In Time	Out Time	Pit Time	T. Pit Time	Handicap	Diff.
1	10:13:42.801	10:13:42.801	10:15:10.303	1:27.502	1:27.502		

**95** Adam Sascha ITA

CHA SEVENHILLS MOTORSPORT

N°	In Day Time	In Time	Out Time	Pit Time	T. Pit Time	Handicap	Diff.
1	10:15:01.669	10:15:01.669	10:16:13.028	1:11.359	1:11.359		

**101** Tomas Pekar EUR & MID

Carpek Racing

N°	In Day Time	In Time	Out Time	Pit Time	T. Pit Time	Handicap	Diff.
1	10:14:01.150	10:14:01.150	10:15:43.455	1:42.305	1:42.305		

**103** Francesco Miotto ITA

CHA PROGETTO E20 Motorsport

N°	In Day Time	In Time	Out Time	Pit Time	T. Pit Time	Handicap	Diff.
1	10:17:21.077	10:17:21.077	10:18:19.150	58.073	58.073		

**105** Alessandro Brigatti ITA

CHA PROGETTO E20 Motorsport

N°	In Day Time	In Time	Out Time	Pit Time	T. Pit Time	Handicap	Diff.
1	10:15:22.356	10:15:22.356	10:16:47.396	1:25.040	1:25.040		

**109** Francesco Savoia ITA

CHA PROGETTO E20 Motorsport

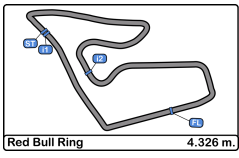
N°	In Day Time	In Time	Out Time	Pit Time	T. Pit Time	Handicap	Diff.
1	10:13:32.958	10:13:32.958	10:15:29.144	1:56.186	1:56.186		

**118** Francesco Pagano ITA

CHA Costa Ovest

N°	In Day Time	In Time	Out Time	Pit Time	T. Pit Time	Handicap	Diff.
1	10:17:32.689	10:17:32.689	10:18:59.821	1:27.132	1:27.132		

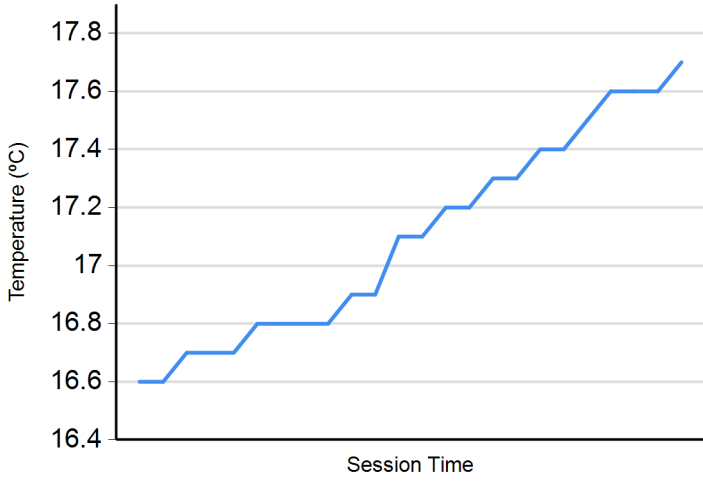




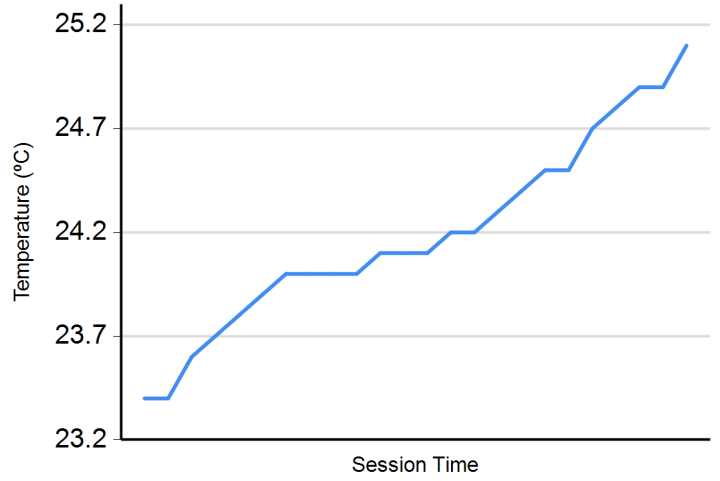
Red Bull Ring  
Clio Cup Series  
Qualifying - 2  
Weather Report

# CLIO CUP SERIES

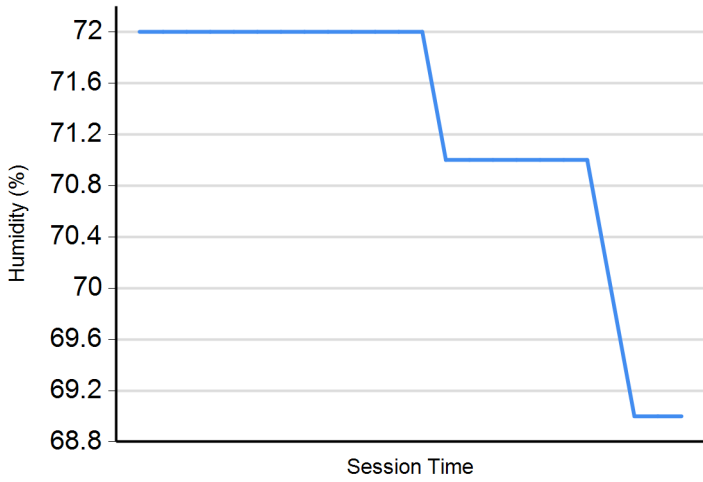
### Air Temperature



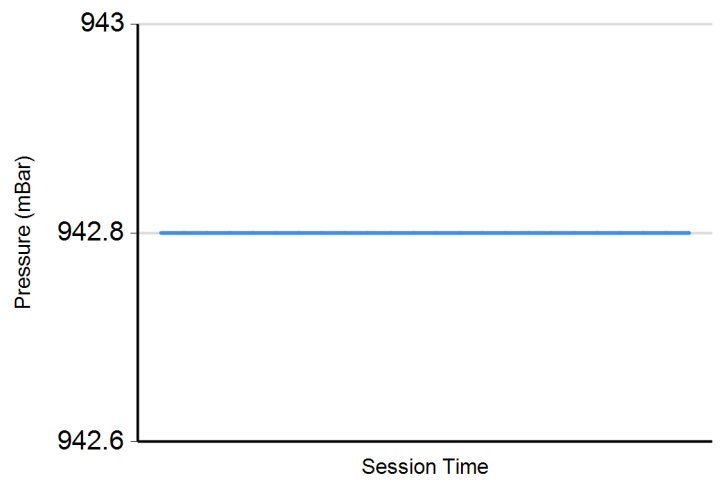
### Track Temperature



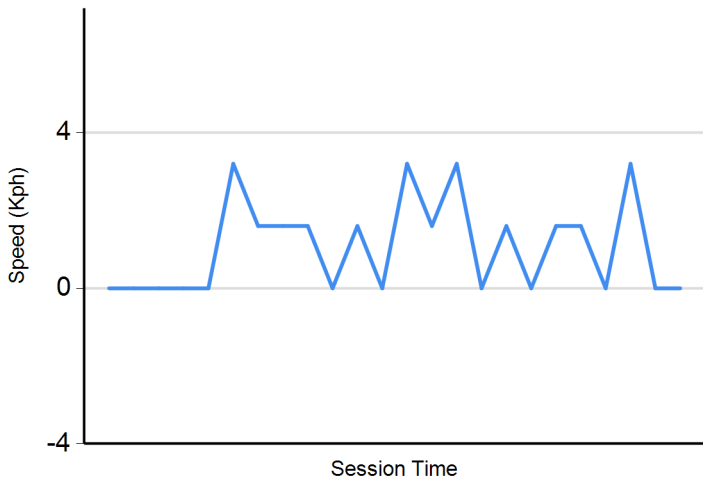
### Humidity



### Pressure



### Wind Speed



### Wind direction

North = 0°/360° Est = 90° South = 180° West = 270°

