

Red Bull Ring
Porsche Carrera Cup France
Race - 1
Provisional Results



Clas	Nº	Driver	Nat	Cat	Clas	Team	Nat	Vehicle	Laps	Total Time	Gap	Interval	Km/h	Best	Time	Km/h
1	1	Marvin Klein	FRA	Pro	1	TFT Racing	FRA	Porsche 911 GT3	20	30:53.694			168.0	5	1:31.755	169.7
2	98	Dorian Boccolacci	FRA	Pro	2	Forestier Racing CLRT	FRA	Porsche 911 GT3	20	30:59.858	6.164	6.164	167.4	17	1:31.824	169.6
3	22	Alessandro Ghiretti	FRA	Pro	3	Martinet by Alméras	FRA	Porsche 911 GT3	20	31:00.324	6.630	0.466	167.4	4	1:32.277	168.7
4	77	Jérémy Sarhy	FRA	Pro	4	Racing Technology	FRA	Porsche 911 GT3	20	31:03.184	9.490	2.860	167.1	7	1:32.396	168.5
5	99	Benjamin Paque	BEL	Pro	5	Forestier Racing CLRT	FRA	Porsche 911 GT3	20	31:06.243	12.549	3.059	166.8	7	1:31.872	169.5
6	5*	Mathys Jaubert	FRA	Pro	6	TFT Racing	FRA	Porsche 911 GT3	20	31:07.831	14.137	1.588	166.7	5	1:32.256	168.8
7	27	Marlon Hernandez	FRA	Pro	7	ABM	FRA	Porsche 911 GT3	20	31:09.443	15.749	1.612	166.6	7	1:32.393	168.5
8	29*	Louis Rousset	FRA	Pro	8	Forestier Racing CLRT	FRA	Porsche 911 GT3	20	31:11.050	17.356	1.607	166.4	5	1:32.424	168.5
9	7	Jérôme Boullery	FRA	Pro-Am	1	Racing Technology	FRA	Porsche 911 GT3	20	31:11.642	17.948	0.592	166.4	6	1:32.561	168.2
10	2	Marc Guillot	FRA	Pro-Am	2	HERRERO Racing	FRA	Porsche 911 GT3	20	31:14.003	20.309	2.361	166.2	6	1:32.667	168.0
11	38	Sébastien Dussollet	FRA	Pro-Am	3	ABM	FRA	Porsche 911 GT3	20	31:20.078	26.384	6.075	165.6	10	1:32.998	167.4
12	89	Bashar Mardini	CAN	Pro-Am	4	Tsunami RT	ITA	Porsche 911 GT3	20	31:21.520	27.826	1.442	165.5	7	1:32.883	167.6
13	74*	Victor Blugeon	FRA	Pro	9	ABM	FRA	Porsche 911 GT3	20	31:27.001	33.307	5.481	165.0	13	1:32.971	167.5
14	921	Fernando Monje	ESP	Pro	10	Martinet by Alméras	FRA	Porsche 911 GT3	20	31:29.178	35.484	2.177	164.8	10	1:33.212	167.0
15	76*	Louis Perrot	FRA	Pro	11	IMSA LS Group Performance	FRA	Porsche 911 GT3	20	31:30.493	36.799	1.315	164.7	5	1:32.366	168.6
16	97	Artem Slutskii	ISR	Pro	12	Target Compétition	ITA	Porsche 911 GT3	20	31:31.412	37.718	0.919	164.6	4	1:32.541	168.2
17	73	Sébastien Poisson	FRA	Am	1	ABM	FRA	Porsche 911 GT3	20	31:34.580	40.886	3.168	164.4	7	1:33.421	166.7
18	59*	Maxence Maurice	FRA	Pro-Am	5	IMSA LS Group Performance	FRA	Porsche 911 GT3	20	31:35.177	41.483	0.597	164.3	7	1:33.304	166.9
19	911*	Christophe Lapierre	FRA	Pro-Am	6	Martinet by Alméras	FRA	Porsche 911 GT3	20	31:35.640	41.946	0.463	164.3	7	1:32.866	167.6
20	49	Karim Ajlani	CHE	Am	2	ABM	FRA	Porsche 911 GT3	20	31:48.958	55.264	13.318	163.1	8	1:33.901	165.8
21	12*	Ludovic Loeul	FRA	Am	3	Porsche Lorient Racing	FRA	Porsche 911 GT3	20	31:54.232	1:00.538	5.274	162.7	13	1:33.488	166.5
22	24	Alexandre Leroy	BEL	Am	4	TFT Racing	FRA	Porsche 911 GT3	20	31:55.774	1:02.080	1.542	162.5	13	1:34.483	164.8
23	56	Frédéric Ancel	FRA	Pro-Am	7	Porsche Lorient Racing	FRA	Porsche 911 GT3	20	31:57.960	1:04.266	2.186	162.3	7	1:33.525	166.5
24	96*	Zakhar Slutskii	ISR	Pro	13	Target Compétition	ITA	Porsche 911 GT3	20	32:07.425	1:13.731	9.465	161.6	13	1:32.473	168.4
25	8	Christian Jaquillard	CHE	Am	5	Racing Technology	FRA	Porsche 911 GT3	20	32:15.339	1:21.645	7.914	160.9	15	1:35.032	163.8
26	66	Gilles Colombani	FRA	Am	6	Team Clairét Sport	FRA	Porsche 911 GT3	20	32:15.625	1:21.931	0.286	160.9	20	1:34.863	164.1
27	78	Dominique Bastien	USA	Am	7	Speedlover	BEL	Porsche 911 GT3	19	31:50.485	1 Lap	1 Lap	154.8	6	1:36.720	161.0

Not classified:

53	Arthur Mathieu	FRA	Pro	Martinet by Alméras	FRA	Porsche 911 GT3	19	29:51.590	1 Lap	-58.895	165.1	10	1:33.270	166.9
----	----------------	-----	-----	---------------------	-----	-----------------	----	------------------	-------	---------	-------	----	----------	-------

Fastest lap Marvin Klein in 1:31.755 at 169.7 Km/h in lap 5

*** PENALTIES**

CAR96 CAR97 - DRIVE THROUGH PENALTY DONE DURING THE RACE - NOT RESPECTING STARTING PROCEDURE

CAR5 - 5SEC TIME PENALTY ADDED TO RACE TIME - TRACK LIMITS GAINING POSITION

CAR76 - 5SEC TIME PENALTY ADDED TO RACE TIME - ABUSING TRACK LIMITS

CAR29 - 5SEC TIME PENALTY ADDED TO RACE TIME - ABUSING TRACK LIMITS

CAR96 - 5SEC TIME PENALTY ADDED TO RACE TIME - ABUSING TRACK LIMITS

CAR911 - 5SEC TIME PENALTY ADDED TO RACE TIME - ABUSING TRACK LIMITS

CAR74 - 5SEC TIME PENALTY ADDED TO RACE TIME - ABUSING TRACK LIMITS

CAR12 - 5SEC TIME PENALTY ADDED TO RACE TIME - ABUSING TRACK LIMITS

CAR59 - 5SEC TIME PENALTY ADDED TO RACE TIME - ABUSING TRACK LIMITS

CAR96 - DRIVE THROUGH PENALTY CONVERTED IN 30 SECONDS - ABUSING TRACK LIMITS

Published at:.....

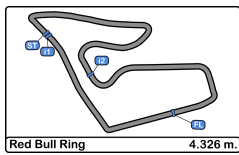
Track Temp: **40.1 °C** Air Temp: **27.7 °C** Humidity: **43 %** Track Status: **DRY**

Race Director:

Timekeeper:

Luis Garcia
 JOB-1605-ESP/M





Red Bull Ring
Porsche Carrera Cup France
Race - 1
Provisional Results by Category



Pro																
Clas	Nº	Driver	Nat	Cat	Clas	Team	Nat	Vehicle	Laps	Total Time	Gap	Interval	Km/h	Best	Time	Km/h
1	1	Marvin Klein	FRA	Pro	1	TFT Racing	FRA	Porsche 911 GT3	20	30:53.694			168.0	5	1:31.755	169.7
2	98	Dorian Boccolacci	FRA	Pro	2	Forestier Racing CLRT	FRA	Porsche 911 GT3	20	30:59.858	6.164	6.164	167.4	17	1:31.824	169.6
3	22	Alessandro Ghiretti	FRA	Pro	3	Martinet by Alméras	FRA	Porsche 911 GT3	20	31:00.324	6.630	0.466	167.4	4	1:32.277	168.7
4	77	Jérémy Sarhy	FRA	Pro	4	Racing Technology	FRA	Porsche 911 GT3	20	31:03.184	9.490	2.860	167.1	7	1:32.396	168.5
5	99	Benjamin Paque	BEL	Pro	5	Forestier Racing CLRT	FRA	Porsche 911 GT3	20	31:06.243	12.549	3.059	166.8	7	1:31.872	169.5
6	5*	Mathys Jaubert	FRA	Pro	6	TFT Racing	FRA	Porsche 911 GT3	20	31:07.831	14.137	1.588	166.7	5	1:32.256	168.8
7	27	Marlon Hernandez	FRA	Pro	7	ABM	FRA	Porsche 911 GT3	20	31:09.443	15.749	1.612	166.6	7	1:32.393	168.5
8	29*	Louis Rousset	FRA	Pro	8	Forestier Racing CLRT	FRA	Porsche 911 GT3	20	31:11.050	17.356	1.607	166.4	5	1:32.424	168.5
9	74*	Victor Blugeon	FRA	Pro	9	ABM	FRA	Porsche 911 GT3	20	31:27.001	33.307	15.951	165.0	13	1:32.971	167.5
10	921	Fernando Monje	ESP	Pro	10	Martinet by Alméras	FRA	Porsche 911 GT3	20	31:29.178	35.484	2.177	164.8	10	1:33.212	167.0
11	76*	Louis Perrot	FRA	Pro	11	IMSA LS Group Performance	FRA	Porsche 911 GT3	20	31:30.493	36.799	1.315	164.7	5	1:32.366	168.6
12	97	Artem Slutskii	ISR	Pro	12	Target Compétition	ITA	Porsche 911 GT3	20	31:31.412	37.718	0.919	164.6	4	1:32.541	168.2
13	96*	Zakhar Slutskii	ISR	Pro	13	Target Compétition	ITA	Porsche 911 GT3	20	32:07.425	1:13.731	36.013	161.6	13	1:32.473	168.4
Not classified:																
53	Arthur Mathieu	FRA	Pro	14	Martinet by Alméras	FRA	Porsche 911 GT3	19	29:51.590	1 Lap	1 Lap	165.1	10	1:33.270	166.9	

Pro-Am																
Clas	Nº	Driver	Nat	Cat	Clas	Team	Nat	Vehicle	Laps	Total Time	Gap	Interval	Km/h	Best	Time	Km/h
1	7	Jérôme Boullery	FRA	Pro-	1	Racing Technology	FRA	Porsche 911 GT3	20	31:11.642			166.4	6	1:32.561	168.2
2	2	Marc Guillot	FRA	Pro-	2	HERRERO Racing	FRA	Porsche 911 GT3	20	31:14.003	2.361	2.361	166.2	6	1:32.667	168.0
3	38	Sébastien Dussollet	FRA	Pro-	3	ABM	FRA	Porsche 911 GT3	20	31:20.078	8.436	6.075	165.6	10	1:32.998	167.4
4	89	Bashar Mardini	CAN	Pro-	4	Tsunami RT	ITA	Porsche 911 GT3	20	31:21.520	9.878	1.442	165.5	7	1:32.883	167.6
5	59*	Maxence Maurice	FRA	Pro-	5	IMSA LS Group Performance	FRA	Porsche 911 GT3	20	31:35.177	23.535	13.657	164.3	7	1:33.304	166.9
6	911*	Christophe Lapierre	FRA	Pro-	6	Martinet by Alméras	FRA	Porsche 911 GT3	20	31:35.640	23.998	0.463	164.3	7	1:32.866	167.6
7	56	Frédéric Ancel	FRA	Pro-	7	Porsche Lorient Racing	FRA	Porsche 911 GT3	20	31:57.960	46.318	22.320	162.3	7	1:33.525	166.5

Am																
Clas	Nº	Driver	Nat	Cat	Clas	Team	Nat	Vehicle	Laps	Total Time	Gap	Interval	Km/h	Best	Time	Km/h
1	73	Sébastien Poisson	FRA	Am	1	ABM	FRA	Porsche 911 GT3	20	31:34.580			164.4	7	1:33.421	166.7
2	49	Karim Ajlani	CHE	Am	2	ABM	FRA	Porsche 911 GT3	20	31:48.958	14.378	14.378	163.1	8	1:33.901	165.8
3	12*	Ludovic Loeul	FRA	Am	3	Porsche Lorient Racing	FRA	Porsche 911 GT3	20	31:54.232	19.652	5.274	162.7	13	1:33.488	166.5
4	24	Alexandre Leroy	BEL	Am	4	TFT Racing	FRA	Porsche 911 GT3	20	31:55.774	21.194	1.542	162.5	13	1:34.483	164.8
5	8	Christian Jaquillard	CHE	Am	5	Racing Technology	FRA	Porsche 911 GT3	20	32:15.339	40.759	19.565	160.9	15	1:35.032	163.8
6	66	Gilles Colombani	FRA	Am	6	Team Clairet Sport	FRA	Porsche 911 GT3	20	32:15.625	41.045	0.286	160.9	20	1:34.863	164.1
7	78	Dominique Bastien	USA	Am	7	Speedlover	BEL	Porsche 911 GT3	19	31:50.485	1 Lap	1 Lap	154.8	6	1:36.720	161.0

Fastest lap Marvin Klein in 1:31.755 at 169.7 Km/h in lap 5

*** PENALTIES**

CAR96 CAR97 - DRIVE THROUGH PENALTY DONE DURING THE RACE - NOT RESPECTING STARTING PROCEDURE

CAR5 - 5SEC TIME PENALTY ADDED TO RACE TIME - TRACK LIMITS GAINING POSITION

CAR76 - 5SEC TIME PENALTY ADDED TO RACE TIME - ABUSING TRACK LIMITS

CAR29 - 5SEC TIME PENALTY ADDED TO RACE TIME - ABUSING TRACK LIMITS

CAR96 - 5SEC TIME PENALTY ADDED TO RACE TIME - ABUSING TRACK LIMITS

CAR911 - 5SEC TIME PENALTY ADDED TO RACE TIME - ABUSING TRACK LIMITS

CAR74 - 5SEC TIME PENALTY ADDED TO RACE TIME - ABUSING TRACK LIMITS

CAR12 - 5SEC TIME PENALTY ADDED TO RACE TIME - ABUSING TRACK LIMITS

CAR59 - 5SEC TIME PENALTY ADDED TO RACE TIME - ABUSING TRACK LIMITS

CAR96 - DRIVE THROUGH PENALTY CONVERTED IN 30 SECONDS - ABUSING TRACK LIMITS

Published at:.....

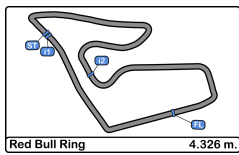
Track Temp: 40.1 °C Air Temp: 27.7 °C Humidity: 43 % Track Status: DRY

Race Director:

Timekeeper:

Luis Garcia
 JOB-1605-ESP/M





Red Bull Ring
Porsche Carrera Cup France
Race - 1
Provisional Results by Class



Clas	Nº	Driver	Nat	Cat	Clas	Team	Nat	Vehicle	Laps	Total Time	Gap	Interval	Km/h	Best	Time	Km/h
1	1	Marvin Klein	FRA	Pro	1	TFT Racing	FRA	Porsche 911 GT3	20	30:53.694			168.0	5	1:31.755	169.7
2	98	Dorian Boccolacci	FRA	Pro	2	Forestier Racing CLRT	FRA	Porsche 911 GT3	20	30:59.858	6.164	6.164	167.4	17	1:31.824	169.6
3	22	Alessandro Ghiretti	FRA	Pro	3	Martinet by Alméras	FRA	Porsche 911 GT3	20	31:00.324	6.630	0.466	167.4	4	1:32.277	168.7
4	77	Jérémy Sarhy	FRA	Pro	4	Racing Technology	FRA	Porsche 911 GT3	20	31:03.184	9.490	2.860	167.1	7	1:32.396	168.5
5	7	Jérôme Boullery	FRA	Pro-	1	Racing Technology	FRA	Porsche 911 GT3	20	31:11.642	17.948	8.458	166.4	6	1:32.561	168.2
6	2	Marc Guillot	FRA	Pro-	2	HERRERO Racing	FRA	Porsche 911 GT3	20	31:14.003	20.309	2.361	166.2	6	1:32.667	168.0
7	38	Sébastien Dussolliet	FRA	Pro-	3	ABM	FRA	Porsche 911 GT3	20	31:20.078	26.384	6.075	165.6	10	1:32.998	167.4
8	89	Bashar Mardini	CAN	Pro-	4	Tsunami RT	ITA	Porsche 911 GT3	20	31:21.520	27.826	1.442	165.5	7	1:32.883	167.6
9	74 *	Victor Blugeon	FRA	Pro	9	ABM	FRA	Porsche 911 GT3	20	31:27.001	33.307	5.481	165.0	13	1:32.971	167.5
10	921	Fernando Monje	ESP	Pro	10	Martinet by Alméras	FRA	Porsche 911 GT3	20	31:29.178	35.484	2.177	164.8	10	1:33.212	167.0
11	76 *	Louis Perrot	FRA	Pro	11	IMSA LS Group Performance	FRA	Porsche 911 GT3	20	31:30.493	36.799	1.315	164.7	5	1:32.366	168.6
12	97	Artem Slutskii	ISR	Pro	12	Target Compétition	ITA	Porsche 911 GT3	20	31:31.412	37.718	0.919	164.6	4	1:32.541	168.2
13	73	Sébastien Poisson	FRA	Am	1	ABM	FRA	Porsche 911 GT3	20	31:34.580	40.886	3.168	164.4	7	1:33.421	166.7
14	59 *	Maxence Maurice	FRA	Pro-	5	IMSA LS Group Performance	FRA	Porsche 911 GT3	20	31:35.177	41.483	0.597	164.3	7	1:33.304	166.9
15	911 *	Christophe Lapierre	FRA	Pro-	6	Martinet by Alméras	FRA	Porsche 911 GT3	20	31:35.640	41.946	0.463	164.3	7	1:32.866	167.6
16	49	Karim Ajlani	CHE	Am	2	ABM	FRA	Porsche 911 GT3	20	31:48.958	55.264	13.318	163.1	8	1:33.901	165.8
17	12 *	Ludovic Loeul	FRA	Am	3	Porsche Lorient Racing	FRA	Porsche 911 GT3	20	31:54.232	1:00.538	5.274	162.7	13	1:33.488	166.5
18	24	Alexandre Leroy	BEL	Am	4	TFT Racing	FRA	Porsche 911 GT3	20	31:55.774	1:02.080	1.542	162.5	13	1:34.483	164.8
19	56	Frédéric Ancel	FRA	Pro-	7	Porsche Lorient Racing	FRA	Porsche 911 GT3	20	31:57.960	1:04.266	2.186	162.3	7	1:33.525	166.5
20	96 *	Zakhar Slutskii	ISR	Pro	13	Target Compétition	ITA	Porsche 911 GT3	20	32:07.425	1:13.731	9.465	161.6	13	1:32.473	168.4
21	8	Christian Jaquillard	CHE	Am	5	Racing Technology	FRA	Porsche 911 GT3	20	32:15.339	1:21.645	7.914	160.9	15	1:35.032	163.8
22	66	Gilles Colombani	FRA	Am	6	Team Clairet Sport	FRA	Porsche 911 GT3	20	32:15.625	1:21.931	0.286	160.9	20	1:34.863	164.1
23	78	Dominique Bastien	USA	Am	7	Speedlover	BEL	Porsche 911 GT3	19	31:50.485	1 Lap	1 Lap	154.8	6	1:36.720	161.0

Not classified:

53	Arthur Mathieu	FRA	Pro	14	Martinet by Alméras	FRA	Porsche 911 GT3	19	29:51.590	1 Lap	-58.895	165.1	10	1:33.270	166.9
----	----------------	-----	-----	----	---------------------	-----	-----------------	----	------------------	-------	---------	-------	----	----------	-------

Rookie

Clas	Nº	Driver	Nat	Cat	Clas	Team	Nat	Vehicle	Laps	Total Time	Gap	Interval	Km/h	Best	Time	Km/h
1	99	Benjamin Paque	BEL	Pro	5	Forestier Racing CLRT	FRA	Porsche 911 GT3	20	31:06.243			166.8	7	1:31.872	169.5
2	5 *	Mathys Jaubert	FRA	Pro	6	TFT Racing	FRA	Porsche 911 GT3	20	31:07.831	1.588	1.588	166.7	5	1:32.256	168.8
3	27	Marlon Hernandez	FRA	Pro	7	ABM	FRA	Porsche 911 GT3	20	31:09.443	3.200	1.612	166.6	7	1:32.393	168.5
4	29 *	Louis Rousset	FRA	Pro	8	Forestier Racing CLRT	FRA	Porsche 911 GT3	20	31:11.050	4.807	1.607	166.4	5	1:32.424	168.5

Fastest lap Marvin Klein in 1:31.755 at 169.7 Km/h in lap 5

*** PENALTIES**

CAR96 CAR97 - DRIVE THROUGH PENALTY DONE DURING THE RACE - NOT RESPECTING STARTING PROCEDURE

CAR5 - 5SEC TIME PENALTY ADDED TO RACE TIME - TRACK LIMITS GAINING POSITION

CAR76 - 5SEC TIME PENALTY ADDED TO RACE TIME - ABUSING TRACK LIMITS

CAR29 - 5SEC TIME PENALTY ADDED TO RACE TIME - ABUSING TRACK LIMITS

CAR96 - 5SEC TIME PENALTY ADDED TO RACE TIME - ABUSING TRACK LIMITS

CAR911 - 5SEC TIME PENALTY ADDED TO RACE TIME - ABUSING TRACK LIMITS

CAR74 - 5SEC TIME PENALTY ADDED TO RACE TIME - ABUSING TRACK LIMITS

CAR12 - 5SEC TIME PENALTY ADDED TO RACE TIME - ABUSING TRACK LIMITS

CAR59 - 5SEC TIME PENALTY ADDED TO RACE TIME - ABUSING TRACK LIMITS

CAR96 - DRIVE THROUGH PENALTY CONVERTED IN 30 SECONDS - ABUSING TRACK LIMITS

Published at:.....

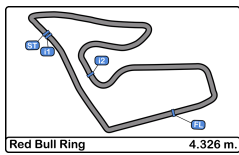
Track Temp: **40.1 °C** Air Temp: **27.7 °C** Humidity: **43 %** Track Status: **DRY**

Race Director:

Timekeeper:

Luis Garcia
 JOB-1605-ESP/M



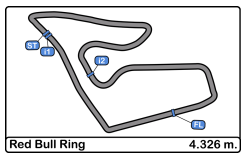


Red Bull Ring
Porsche Carrera Cup France
Race - 1

PORSCHE
CARRERA CUP
FRANCE

Provisional Classification by Driver Fastest Lap

Clas	N°	Driver	Nat	Cat	Clas	Team	Nat	Vehicle	Laps	Best	Time	Gap	Interval	Km/h
1	1	Marvin Klein	FRA	Pro	1	TFT Racing	FRA	Porsche 911 GT3	20	5	1:31.755			169.7
2	98	Dorian Bocolacci	FRA	Pro	2	Forestier Racing CLRT	FRA	Porsche 911 GT3	20	17	1:31.824	0.069	0.069	169.6
3	99	Benjamin Paque	BEL	Pro	3	Forestier Racing CLRT	FRA	Porsche 911 GT3	20	7	1:31.872	0.117	0.048	169.5
4	5	Mathys Jaubert	FRA	Pro	4	TFT Racing	FRA	Porsche 911 GT3	20	5	1:32.256	0.501	0.384	168.8
5	22	Alessandro Ghiretti	FRA	Pro	5	Martinet by Alméras	FRA	Porsche 911 GT3	20	4	1:32.277	0.522	0.021	168.7
6	76	Louis Perrot	FRA	Pro	6	IMSA LS Group Performance	FRA	Porsche 911 GT3	20	5	1:32.366	0.611	0.089	168.6
7	27	Marlon Hernandez	FRA	Pro	7	ABM	FRA	Porsche 911 GT3	20	7	1:32.393	0.638	0.027	168.5
8	77	Jérémy Sarhy	FRA	Pro	8	Racing Technology	FRA	Porsche 911 GT3	20	7	1:32.396	0.641	0.003	168.5
9	29	Louis Rousset	FRA	Pro	9	Forestier Racing CLRT	FRA	Porsche 911 GT3	20	5	1:32.424	0.669	0.028	168.5
10	96	Zakhar Slutskii	ISR	Pro	10	Target Compétition	ITA	Porsche 911 GT3	20	13	1:32.473	0.718	0.049	168.4
11	97	Artem Slutskii	ISR	Pro	11	Target Compétition	ITA	Porsche 911 GT3	20	4	1:32.541	0.786	0.068	168.2
12	7	Jérôme Boullery	FRA	Pro-Am	1	Racing Technology	FRA	Porsche 911 GT3	20	6	1:32.561	0.806	0.020	168.2
13	2	Marc Guillot	FRA	Pro-Am	2	HERRERO Racing	FRA	Porsche 911 GT3	20	6	1:32.667	0.912	0.106	168.0
14	911	Christophe Lapierre	FRA	Pro-Am	3	Martinet by Alméras	FRA	Porsche 911 GT3	20	7	1:32.866	1.111	0.199	167.6
15	89	Bashar Mardini	CAN	Pro-Am	4	Tsunami RT	ITA	Porsche 911 GT3	20	7	1:32.883	1.128	0.017	167.6
16	74	Victor Blugeon	FRA	Pro	12	ABM	FRA	Porsche 911 GT3	20	13	1:32.971	1.216	0.088	167.5
17	38	Sébastien Dussollet	FRA	Pro-Am	5	ABM	FRA	Porsche 911 GT3	20	10	1:32.998	1.243	0.027	167.4
18	921	Fernando Monje	ESP	Pro	13	Martinet by Alméras	FRA	Porsche 911 GT3	20	10	1:33.212	1.457	0.214	167.0
19	53	Arthur Mathieu	FRA	Pro	14	Martinet by Alméras	FRA	Porsche 911 GT3	19	10	1:33.270	1.515	0.058	166.9
20	59	Maxence Maurice	FRA	Pro-Am	6	IMSA LS Group Performance	FRA	Porsche 911 GT3	20	7	1:33.304	1.549	0.034	166.9
21	73	Sébastien Poisson	FRA	Am	1	ABM	FRA	Porsche 911 GT3	20	7	1:33.421	1.666	0.117	166.7
22	12	Ludovic Loeul	FRA	Am	2	Porsche Lorient Racing	FRA	Porsche 911 GT3	20	13	1:33.488	1.733	0.067	166.5
23	56	Frédéric Ancel	FRA	Pro-Am	7	Porsche Lorient Racing	FRA	Porsche 911 GT3	20	7	1:33.525	1.770	0.037	166.5
24	49	Karim Ajlani	CHE	Am	3	ABM	FRA	Porsche 911 GT3	20	8	1:33.901	2.146	0.376	165.8
25	24	Alexandre Leroy	BEL	Am	4	TFT Racing	FRA	Porsche 911 GT3	20	13	1:34.483	2.728	0.582	164.8
26	66	Gilles Colombani	FRA	Am	5	Team Clairet Sport	FRA	Porsche 911 GT3	20	20	1:34.863	3.108	0.380	164.1
27	8	Christian Jaquillard	CHE	Am	6	Racing Technology	FRA	Porsche 911 GT3	20	15	1:35.032	3.277	0.169	163.8
28	78	Dominique Bastien	USA	Am	7	Speedlover	BEL	Porsche 911 GT3	19	6	1:36.720	4.965	1.688	161.0



Red Bull Ring
Porsche Carrera Cup France
Race - 1

PORSCHE
CARRERA CUP
FRANCE

Distance and Speed Average

Clas	Nº	Driver	Nat	Cat	Clas	Team	Nat	Vehicle	Laps	Distance	Total Time	Km/h
1	1	Marvin Klein	FRA	Pro	1	TFT Racing	FRA	Porsche 911 GT3	20	86.52	30:53.694	168.0
2	98	Dorian Bocolacci	FRA	Pro	2	Forestier Racing CLRT	FRA	Porsche 911 GT3	20	86.52	30:59.858	167.4
3	22	Alessandro Ghiretti	FRA	Pro	3	Martinet by Alméras	FRA	Porsche 911 GT3	20	86.52	31:00.324	167.4
4	77	Jérémy Sarhy	FRA	Pro	4	Racing Technology	FRA	Porsche 911 GT3	20	86.52	31:03.184	167.1
5	99	Benjamin Paque	BEL	Pro	5	Forestier Racing CLRT	FRA	Porsche 911 GT3	20	86.52	31:06.243	166.8
6	5	Mathys Jaubert	FRA	Pro	6	TFT Racing	FRA	Porsche 911 GT3	20	86.52	31:07.831	166.7
7	27	Marlon Hernandez	FRA	Pro	7	ABM	FRA	Porsche 911 GT3	20	86.52	31:09.443	166.6
8	29	Louis Rousset	FRA	Pro	8	Forestier Racing CLRT	FRA	Porsche 911 GT3	20	86.52	31:11.050	166.4
9	7	Jérôme Boullery	FRA	Pro-Am	1	Racing Technology	FRA	Porsche 911 GT3	20	86.52	31:11.642	166.4
10	2	Marc Guillot	FRA	Pro-Am	2	HERRERO Racing	FRA	Porsche 911 GT3	20	86.52	31:14.003	166.2
11	38	Sébastien Dussollet	FRA	Pro-Am	3	ABM	FRA	Porsche 911 GT3	20	86.52	31:20.078	165.6
12	89	Bashar Mardini	CAN	Pro-Am	4	Tsunami RT	ITA	Porsche 911 GT3	20	86.52	31:21.520	165.5
13	74	Victor Blugeon	FRA	Pro	9	ABM	FRA	Porsche 911 GT3	20	86.52	31:27.001	165.0
14	921	Fernando Monje	ESP	Pro	10	Martinet by Alméras	FRA	Porsche 911 GT3	20	86.52	31:29.178	164.8
15	76	Louis Perrot	FRA	Pro	11	IMSA LS Group Performance	FRA	Porsche 911 GT3	20	86.52	31:30.493	164.7
16	97	Artem Slutsii	ISR	Pro	12	Target Compétition	ITA	Porsche 911 GT3	20	86.52	31:31.412	164.6
17	73	Sébastien Poisson	FRA	Am	1	ABM	FRA	Porsche 911 GT3	20	86.52	31:34.580	164.4
18	59	Maxence Maurice	FRA	Pro-Am	5	IMSA LS Group Performance	FRA	Porsche 911 GT3	20	86.52	31:35.177	164.3
19	911	Christophe Lapierre	FRA	Pro-Am	6	Martinet by Alméras	FRA	Porsche 911 GT3	20	86.52	31:35.640	164.3
20	49	Karim Ajjani	CHE	Am	2	ABM	FRA	Porsche 911 GT3	20	86.52	31:48.958	163.1
21	12	Ludovic Loetul	FRA	Am	3	Porsche Lorient Racing	FRA	Porsche 911 GT3	20	86.52	31:54.232	162.7
22	24	Alexandre Leroy	BEL	Am	4	TFT Racing	FRA	Porsche 911 GT3	20	86.52	31:55.774	162.5
23	56	Frédéric Ancel	FRA	Pro-Am	7	Porsche Lorient Racing	FRA	Porsche 911 GT3	20	86.52	31:57.960	162.3
24	96	Zakhar Slutsii	ISR	Pro	13	Target Compétition	ITA	Porsche 911 GT3	20	86.52	32:07.425	161.6
25	8	Christian Jaquillard	CHE	Am	5	Racing Technology	FRA	Porsche 911 GT3	20	86.52	32:15.339	160.9
26	66	Gilles Colombani	FRA	Am	6	Team Clairat Sport	FRA	Porsche 911 GT3	20	86.52	32:15.625	160.9
27	78	Dominique Bastien	USA	Am	7	Speedlover	BEL	Porsche 911 GT3	19	82.19	31:50.485	154.8
28	53	Arthur Mathieu	FRA	Pro	14	Martinet by Alméras	FRA	Porsche 911 GT3	19	82.19	29:51.590	165.1





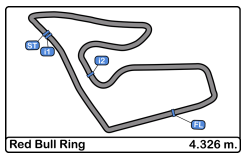
Red Bull Ring
Porsche Carrera Cup France
Race - 1
Lap Analysis



1 Pro Marvin Klein Porsche 911 GT3 Cup							5 Pro Mathys Jaubert Porsche 911 GT3 Cup						
Lap	D	Time	Sector 1	Sector 2	Sector 3	T. Spd	Lap	D	Time	Sector 1	Sector 2	Sector 3	T. Spd
1		1:37.106	26.722	41.628	28.756	231.2	1		1:38.404	27.198	42.295	28.911	226.8
2		1:32.489	22.858	41.033	28.598	234.7	2		1:32.779	22.877	41.106	28.796	234.7
3		1:32.090	22.670	40.722	28.698	235.8	3		1:32.526	22.683	41.094	28.749	236.3
4		1:32.118	22.639	40.855	28.624	235.8	4		1:32.428	22.746	40.908	28.774	235.8
5		1:31.755	22.590	40.637	28.528	236.8	5		1:32.256	22.770	40.773	28.713	236.3
6		1:32.215	22.812	40.746	28.657	236.8	6		1:32.563	22.736	41.068	28.759	236.3
7		1:31.948	22.737	40.688	28.523	236.3	7		1:32.629	22.734	41.164	28.731	236.8
8		1:32.251	22.650	40.750	28.851	236.8	8		1:32.345	22.772	40.881	28.692	236.3
9		1:32.320	22.663	40.829	28.828	237.3	9		1:32.426	22.796	40.918	28.712	236.8
10		1:32.414	22.744	40.836	28.834	236.3	10		1:32.669	22.834	41.034	28.801	236.3
11		1:32.246	22.686	40.926	28.634	236.8	11		1:32.738	22.795	41.054	28.889	236.8
12		1:32.365	22.762	40.799	28.804	236.8	12		1:34.166	22.913	42.046	29.207	232.7
13		1:32.650	22.762	40.928	28.960	237.3	13		1:32.961	22.926	41.179	28.856	236.8
14		1:32.618	22.768	41.024	28.826	236.8	14		1:32.825	22.819	41.179	28.827	237.3
15		1:32.616	22.798	40.877	28.941	236.3	15		1:33.772	22.793	41.634	29.345	236.3
16		1:32.889	23.096	41.049	28.744	234.7	16		1:33.031	22.841	41.297	28.893	237.8
17		1:32.919	22.986	40.966	28.967	236.8	17		1:32.828	22.762	41.223	28.843	237.8
18		1:33.142	22.764	41.493	28.885	237.3	18		1:33.289	22.818	41.538	28.933	236.8
19		1:32.679	22.743	41.017	28.919	236.8	19		1:32.888	22.792	41.096	29.000	236.8
20		1:32.864	22.985	40.921	28.958	236.3	20		1:33.308	22.942	41.135	29.231	236.3

2 Pro-Am Marc Guillot Porsche 911 GT3 Cup							7 Pro-Am Jérôme Boullery Porsche 911 GT3 Cup						
Lap	D	Time	Sector 1	Sector 2	Sector 3	T. Spd	Lap	D	Time	Sector 1	Sector 2	Sector 3	T. Spd
1		1:41.618	29.162	42.779	29.677	227.8	1		1:41.411	28.239	43.453	29.719	210.5
2		1:34.266	22.968	41.960	29.338	234.2	2		1:34.152	22.979	41.783	29.390	236.3
3		1:33.789	23.186	41.604	28.999	236.8	3		1:33.513	23.224	41.275	29.014	236.8
4		1:33.465	22.787	41.189	29.489	237.3	4		1:32.770	22.639	41.057	29.074	237.3
5		1:33.260	22.804	41.311	29.145	238.4	5		1:33.465	22.840	41.210	29.415	237.3
6		1:32.667	22.766	41.102	28.799	237.8	6		1:32.561	22.737	41.138	28.686	236.8
7		1:32.714	22.724	41.132	28.858	238.9	7		1:32.880	22.746	41.241	28.893	238.9
8		1:32.734	22.818	41.030	28.886	238.9	8		1:32.720	22.841	41.031	28.848	237.8
9		1:33.851	22.795	41.855	29.201	237.8	9		1:32.633	22.745	41.117	28.771	238.9
10		1:33.349	23.049	41.371	28.929	237.8	10		1:32.900	22.867	41.151	28.882	238.4
11		1:33.061	22.877	41.174	29.010	237.3	11		1:33.456	22.824	41.702	28.930	238.4
12		1:33.087	22.885	41.171	29.031	237.8	12		1:33.614	23.377	41.282	28.955	236.8
13		1:33.147	22.865	41.212	29.070	238.9	13		1:33.153	22.850	41.367	28.936	238.4
14		1:32.944	22.833	41.067	29.044	238.4	14		1:33.087	22.929	41.306	28.852	239.4
15		1:33.417	23.027	41.256	29.134	237.8	15		1:33.332	22.790	41.430	29.112	237.8
16		1:33.183	22.892	41.303	28.988	238.4	16		1:33.101	22.950	41.246	28.905	238.4
17		1:33.194	22.967	41.265	28.962	238.4	17		1:32.957	22.732	41.438	28.787	237.8
18		1:33.527	22.921	41.540	29.066	238.4	18		1:33.153	22.800	41.417	28.936	237.8
19		1:33.265	22.812	41.395	29.058	238.4	19		1:33.300	22.916	41.298	29.086	237.3
20		1:33.465	22.993	41.343	29.129	237.3	20		1:33.484	23.030	41.327	29.127	235.8





Red Bull Ring
Porsche Carrera Cup France
Race - 1
Lap Analysis



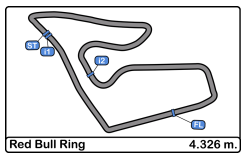
8 Christian Jaquillard Porsche 911 GT3 Cup **22** Alessandro Ghiretti Porsche 911 GT3 Cup

Am							Racing Technology		Pro						
Lap	D	Time	Sector 1	Sector 2	Sector 3	T. Spd	Elapsed	Lap	D	Time	Sector 1	Sector 2	Sector 3	T. Spd	Elapsed
1		1:50.421	34.713	44.541	31.167	200.3	1:50.421	1		1:38.880	27.324	42.697	28.859	225.9	1:38.880
2		1:38.524	23.439	43.968	31.117	233.2	3:28.945	2		1:32.947	22.861	41.077	29.009	236.3	3:11.827
3		1:37.998	23.382	43.989	30.627	221.7	5:06.943	3		1:32.335	22.810	40.846	28.679	236.3	4:44.162
4		1:36.968	23.449	42.731	30.788	221.7	6:43.911	4		1:32.277	22.780	40.798	28.699	236.8	6:16.439
5		1:36.316	23.071	42.552	30.693	230.2	8:20.227	5		1:32.290	22.707	40.851	28.732	237.8	7:48.729
6		1:36.371	23.390	42.687	30.294	225.4	9:56.598	6		1:32.491	22.747	40.997	28.747	237.8	9:21.220
7		1:37.159	23.433	43.467	30.259	215.5	11:33.757	7		1:32.671	22.774	41.107	28.790	238.4	10:53.891
8		1:35.374	23.130	42.521	29.723	235.8	13:09.131	8		1:32.415	22.814	40.911	28.690	237.8	12:26.306
9		1:35.795	22.955	41.884	30.956	234.7	14:44.926	9		1:32.357	22.676	40.962	28.719	238.4	13:58.663
10		1:35.699	23.123	42.474	30.102	235.8	16:20.625	10		1:32.632	22.736	41.063	28.833	238.4	15:31.295
11		1:35.729	23.346	42.130	30.253	235.8	17:56.354	11		1:32.819	22.699	41.323	28.797	239.4	17:04.114
12		1:35.187	23.115	42.052	30.020	235.8	19:31.541	12		1:32.741	22.697	41.305	28.739	240.0	18:36.855
13		1:35.047	23.005	42.021	30.021	230.2	21:06.588	13		1:32.761	22.874	41.010	28.877	237.3	20:09.616
14		1:35.295	23.028	42.168	30.099	229.2	22:41.883	14		1:32.558	22.816	40.942	28.800	237.3	21:42.174
15		1:35.032	23.028	42.193	29.811	232.7	24:16.915	15		1:32.575	22.740	40.977	28.858	236.8	23:14.749
16		1:35.516	23.444	42.155	29.917	232.2	25:52.431	16		1:32.516	22.776	40.949	28.791	236.3	24:47.265
17		1:35.792	23.256	42.449	30.087	232.2	27:28.223	17		1:32.737	22.958	40.959	28.820	236.8	26:20.002
18		1:35.978	23.109	42.911	29.958	233.2	29:04.201	18		1:32.994	22.755	41.515	28.724	236.3	27:52.996
19		1:35.757	23.419	42.306	30.032	225.4	30:39.958	19		1:34.497	22.740	42.019	29.738	237.3	29:27.493
20		1:35.381	23.240	41.979	30.162	228.3	32:15.339	20		1:32.831	22.769	41.259	28.803	238.9	31:00.324

12 Ludovic Loel Porsche 911 GT3 Cup **24** Alexandre Leroy Porsche 911 GT3 Cup

Am							Porsche Lorient Racing		Am						
Lap	D	Time	Sector 1	Sector 2	Sector 3	T. Spd	Elapsed	Lap	D	Time	Sector 1	Sector 2	Sector 3	T. Spd	Elapsed
1		1:46.726	32.469	44.325	29.932	204.5	1:46.726	1		1:46.165	31.461	44.446	30.258	205.7	1:46.165
2		1:35.531	23.741	42.195	29.595	232.7	3:22.257	2		1:35.661	23.716	42.028	29.917	230.7	3:21.826
3		1:35.291	23.624	42.250	29.417	223.1	4:57.548	3		1:35.348	23.266	42.031	30.051	233.7	4:57.174
4		1:35.750	24.063	42.135	29.552	223.1	6:33.298	4		1:36.229	24.273	42.039	29.917	225.4	6:33.403
5		1:33.932	23.046	41.494	29.392	235.8	8:07.230	5		1:35.152	23.525	41.872	29.755	229.2	8:08.555
6		1:33.716	22.984	41.352	29.380	236.3	9:40.946	6		1:34.618	23.006	41.674	29.938	234.7	9:43.173
7		1:33.871	22.850	41.530	29.491	224.0	11:14.817	7		1:35.272	23.141	41.991	30.140	234.2	11:18.445
8		1:33.877	23.021	41.563	29.293	232.7	12:48.694	8		1:36.249	23.418	42.543	30.288	233.2	12:54.694
9		1:34.726	23.404	41.736	29.586	234.7	14:23.420	9		1:35.158	23.213	41.981	29.964	230.7	14:29.852
10		1:34.129	23.501	41.352	29.276	235.2	15:57.549	10		1:34.896	23.307	41.698	29.891	234.7	16:04.748
11		1:35.100	22.872	42.485	29.743	239.4	17:32.649	11		1:35.010	23.347	41.576	30.087	232.2	17:39.758
12		1:33.654	22.955	41.477	29.222	237.8	19:06.303	12		1:34.972	23.233	41.726	30.013	234.2	19:14.730
13		1:33.488	22.951	41.344	29.193	237.8	20:39.791	13		1:34.483	23.080	41.629	29.774	237.8	20:49.213
14		1:44.093	22.896	41.366	39.831	236.8	22:23.884	14		1:35.717	23.279	41.745	30.693	235.2	22:24.930
15		1:34.379	23.268	41.594	29.517	234.2	23:58.263	15		1:35.691	23.516	41.974	30.201	234.2	24:00.621
16		1:33.973	22.977	41.639	29.357	236.8	25:32.236	16		1:35.029	23.113	41.822	30.094	237.3	25:35.650
17		1:33.944	23.012	41.827	29.105	236.8	27:06.180	17		1:35.653	23.775	41.876	30.002	234.2	27:11.303
18		1:34.192	22.792	41.585	29.815	237.3	28:40.372	18		1:34.723	23.135	41.641	29.947	236.8	28:46.026
19		1:34.194	23.089	41.690	29.415	236.3	30:14.566	19		1:35.042	23.260	41.921	29.861	236.8	30:21.068
20		1:34.666	23.175	41.689	29.802	234.2	31:49.232	20		1:34.706	23.083	41.744	29.879	235.8	31:55.774





Red Bull Ring
Porsche Carrera Cup France
Race - 1
Lap Analysis



27

Marlon Hernandez

Porsche 911 GT3 Cup **38**

Sébastien Dussolliet

Porsche 911 GT3 Cup

Pro

ABM

Pro-Am

ABM

Lap	D	Time	Sector 1	Sector 2	Sector 3	T. Spd	Elapsed	Lap	D	Time	Sector 1	Sector 2	Sector 3	T. Spd	Elapsed
1		1:41.060	28.617	43.015	29.428	215.1	1:41.060	1		1:41.969	29.461	43.043	29.465	215.5	1:41.969
2		1:34.368	22.925	41.916	29.527	238.4	3:15.428	2		1:34.275	23.030	41.826	29.419	233.7	3:16.244
3		1:33.000	22.879	41.106	29.015	238.9	4:48.428	3		1:34.271	23.007	41.909	29.355	227.8	4:50.515
4		1:32.889	22.736	41.156	28.997	239.4	6:21.317	4		1:33.648	23.199	41.266	29.183	235.8	6:24.163
5		1:32.637	22.818	40.935	28.884	238.4	7:53.954	5		1:33.564	23.090	41.516	28.958	235.8	7:57.727
6		1:32.555	22.648	40.952	28.955	238.4	9:26.509	6		1:33.714	22.821	42.008	28.885	237.8	9:31.441
7		1:32.393	22.680	40.875	28.838	238.9	10:58.902	7		1:33.305	22.975	41.285	29.045	236.8	11:04.746
8		1:33.092	22.694	41.428	28.970	241.0	12:31.994	8		1:33.106	22.878	41.211	29.017	236.8	12:37.852
9		1:32.800	22.762	41.158	28.880	238.9	14:04.794	9		1:33.125	22.923	41.256	28.946	236.8	14:10.977
10		1:32.701	22.691	41.003	29.007	240.0	15:37.495	10		1:32.998	22.833	41.338	28.827	237.3	15:43.975
11		1:32.797	22.773	41.108	28.916	238.4	17:10.292	11		1:33.179	22.912	41.373	28.894	236.3	17:17.154
12		1:32.941	22.775	41.122	29.044	238.4	18:43.233	12		1:33.414	22.864	41.468	29.082	237.3	18:50.568
13		1:32.801	22.744	41.202	28.855	238.9	20:16.034	13		1:33.167	22.874	41.350	28.943	238.4	20:23.735
14		1:33.168	22.696	41.297	29.175	238.9	21:49.202	14		1:33.534	22.884	41.619	29.031	236.8	21:57.269
15		1:33.543	23.170	41.370	29.003	238.9	23:22.745	15		1:33.511	22.757	41.657	29.097	236.3	23:30.780
16		1:33.014	22.894	41.023	29.097	237.8	24:55.759	16		1:33.595	22.894	41.713	28.988	236.8	25:04.375
17		1:32.923	22.771	41.272	28.880	238.9	26:28.682	17		1:33.702	22.957	41.677	29.068	237.8	26:38.077
18		1:33.628	22.838	41.308	29.482	238.4	28:02.310	18		1:33.719	22.876	41.610	29.233	237.3	28:11.796
19		1:33.539	22.943	41.347	29.249	237.3	29:35.849	19		1:34.115	23.027	41.818	29.270	236.8	29:45.911
20		1:33.594	22.956	41.463	29.175	237.3	31:09.443	20		1:34.167	23.002	41.820	29.345	233.2	31:20.078

29

Louis Rousset

Porsche 911 GT3 Cup **49**

Karim Ajlani

Porsche 911 GT3 Cup

Pro

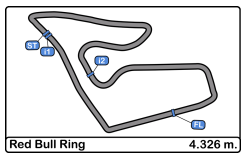
Forestier Racing CLRT

Am

ABM

Lap	D	Time	Sector 1	Sector 2	Sector 3	T. Spd	Elapsed	Lap	D	Time	Sector 1	Sector 2	Sector 3	T. Spd	Elapsed
1		1:40.473	27.746	43.267	29.460	203.7	1:40.473	1		1:46.473	31.740	44.724	30.009	201.8	1:46.473
2		1:34.670	22.975	42.125	29.570	236.3	3:15.143	2		1:35.560	23.943	42.033	29.584	230.7	3:22.033
3		1:32.848	22.932	40.914	29.002	236.8	4:47.991	3		1:35.414	23.687	41.754	29.973	235.8	4:57.447
4		1:32.643	22.857	41.061	28.725	236.8	6:20.634	4		1:34.971	23.553	41.658	29.760	233.2	6:32.418
5		1:32.424	22.713	41.051	28.660	237.8	7:53.058	5		1:34.096	23.044	41.558	29.494	234.2	8:06.514
6		1:32.607	22.765	40.937	28.905	237.8	9:25.665	6		1:34.185	23.032	41.736	29.417	234.2	9:40.699
7		1:32.607	22.730	41.178	28.699	238.4	10:58.272	7		1:33.903	22.949	41.415	29.539	237.3	11:14.602
8		1:32.739	22.790	41.088	28.861	237.8	12:31.011	8		1:33.901	23.096	41.487	29.318	236.8	12:48.503
9		1:33.280	22.755	41.738	28.787	237.8	14:04.291	9		1:34.579	23.567	41.570	29.442	231.7	14:23.082
10		1:32.865	22.909	40.975	28.981	237.8	15:37.156	10		1:34.013	23.141	41.583	29.289	235.2	15:57.095
11		1:32.441	22.705	41.046	28.690	237.3	17:09.597	11		1:36.793	23.235	43.185	30.373	234.7	17:33.888
12		1:32.796	22.796	40.974	29.026	237.3	18:42.393	12		1:34.986	23.353	41.749	29.884	234.7	19:08.874
13		1:32.932	23.015	41.112	28.805	237.3	20:15.325	13		1:35.687	23.232	42.481	29.974	234.2	20:44.561
14		1:32.818	22.795	41.106	28.917	237.3	21:48.143	14		1:35.578	23.170	42.209	30.199	233.2	22:20.139
15		1:33.025	22.813	41.285	28.927	237.8	23:21.168	15		1:34.439	23.128	41.756	29.555	233.7	23:54.578
16		1:32.869	22.871	41.149	28.849	236.8	24:54.037	16		1:34.638	23.201	41.821	29.616	235.8	25:29.216
17		1:33.130	22.811	41.509	28.810	237.8	26:27.167	17		1:34.793	23.308	41.878	29.607	234.7	27:04.009
18		1:32.864	22.793	41.059	29.012	237.8	28:00.031	18		1:34.946	23.700	41.779	29.467	234.2	28:38.955
19		1:32.944	22.811	41.376	28.757	237.8	29:32.975	19		1:34.932	23.077	41.892	29.963	235.8	30:13.887
20		1:33.075	22.801	41.277	28.997	236.8	31:06.050	20		1:35.071	23.194	41.888	29.989	229.2	31:48.958





Red Bull Ring
Porsche Carrera Cup France
Race - 1
Lap Analysis



53

Arthur Mathieu

Porsche 911 GT3 Cup **59**

Maxence Maurice

Porsche 911 GT3 Cup

Pro

Martinet by Alméras

Pro-Am

IMSA LS Group Performance

Lap	D	Time	Sector 1	Sector 2	Sector 3	T. Spd	Elapsed	Lap	D	Time	Sector 1	Sector 2	Sector 3	T. Spd	Elapsed
1		1:42.106	29.160	43.537	29.409	217.3	1:42.106	1		1:44.782	30.674	44.166	29.942	219.0	1:44.782
2		1:34.412	23.050	41.921	29.441	228.8	3:16.518	2		1:34.691	23.207	42.154	29.330	229.7	3:19.473
3		1:34.525	23.019	42.185	29.321	235.8	4:51.043	3		1:34.662	23.392	41.972	29.298	235.2	4:54.135
4		1:33.683	23.014	41.556	29.113	237.3	6:24.726	4		1:33.865	23.050	41.638	29.177	236.3	6:28.000
5		1:34.012	22.822	41.867	29.323	235.2	7:58.738	5		1:34.238	23.394	41.725	29.119	231.2	8:02.238
6		1:34.334	23.506	41.876	28.952	233.2	9:33.072	6		1:33.888	22.979	41.771	29.138	234.2	9:36.126
7		1:33.325	22.855	41.426	29.044	238.9	11:06.397	7		1:33.304	22.828	41.469	29.007	237.8	11:09.430
8		1:33.582	23.050	41.539	28.993	236.8	12:39.979	8		1:33.441	22.839	41.312	29.290	237.8	12:42.871
9		1:33.773	23.116	41.498	29.159	235.8	14:13.752	9		1:33.742	22.927	41.595	29.220	236.3	14:16.613
10		1:33.270	23.003	41.293	28.974	235.8	15:47.022	10		1:33.450	22.972	41.395	29.083	235.8	15:50.063
11		1:33.452	22.920	41.459	29.073	235.8	17:20.474	11		1:33.557	23.099	41.246	29.212	235.8	17:23.620
12		1:33.360	22.979	41.306	29.075	235.8	18:53.834	12		1:33.522	22.905	41.456	29.161	238.4	18:57.142
13		1:33.548	23.045	41.449	29.054	237.3	20:27.382	13		1:33.564	22.890	41.650	29.024	238.4	20:30.706
14		1:33.859	22.914	41.445	29.500	236.3	22:01.241	14		1:33.834	22.936	41.533	29.365	237.3	22:04.540
15		1:34.067	23.069	41.559	29.439	235.2	23:35.308	15		1:34.644	23.005	42.162	29.477	236.3	23:39.184
16		1:34.083	22.937	41.910	29.236	236.3	25:09.391	16		1:34.065	23.177	41.645	29.243	238.4	25:13.249
17		1:33.880	23.026	41.652	29.202	237.3	26:43.271	17		1:33.999	23.017	41.782	29.200	236.3	26:47.248
18		1:34.015	23.043	41.656	29.316	236.8	28:17.286	18		1:33.755	23.109	41.282	29.364	237.8	28:21.003
19		1:34.304	23.135	41.703	29.466	236.8	29:51.590	19		1:33.811	22.932	41.515	29.364	238.4	29:54.814
20			23.019	42.041		236.3		20		1:35.363	23.755	41.387	30.221	236.8	31:30.177

56

Frédéric Ance

Porsche 911 GT3 Cup **66**

Gilles Colombani

Porsche 911 GT3 Cup

Pro-Am

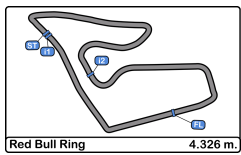
Porsche Lorient Racing

Am

Team Clairet Sport

Lap	D	Time	Sector 1	Sector 2	Sector 3	T. Spd	Elapsed	Lap	D	Time	Sector 1	Sector 2	Sector 3	T. Spd	Elapsed
1		1:45.485	32.194	43.291	30.000	211.7	1:45.485	1		1:50.988	32.248	48.282	30.458	204.1	1:50.988
2		1:34.804	23.290	41.937	29.577	231.2	3:20.289	2		1:37.166	23.549	43.417	30.200	225.9	3:28.154
3		2:00.756	23.112	1:07.789	29.855	237.3	5:21.045	3		1:37.419	24.040	43.301	30.078	225.0	5:05.573
4		1:33.805	23.077	41.470	29.258	233.7	6:54.850	4		1:36.988	23.180	42.777	31.031	231.2	6:42.561
5		1:33.603	22.876	41.300	29.427	235.2	8:28.453	5		1:36.953	23.508	43.053	30.392	231.2	8:19.514
6		1:33.887	22.960	41.420	29.507	235.2	10:02.340	6		1:36.712	23.403	42.815	30.494	225.4	9:56.226
7		1:33.525	22.946	41.148	29.431	236.3	11:35.865	7		1:35.007	23.186	42.399	29.422	232.7	11:31.233
8		1:33.986	22.997	41.420	29.569	236.3	13:09.851	8		1:35.035	23.379	41.945	29.711	231.2	13:06.268
9		1:34.680	23.033	41.387	30.260	237.3	14:44.531	9		1:35.842	23.213	42.639	29.990	232.2	14:42.110
10		1:33.737	22.909	41.346	29.482	235.8	16:18.268	10		1:35.562	23.360	42.431	29.771	230.7	16:17.672
11		1:34.257	23.376	41.526	29.355	235.2	17:52.525	11		1:36.265	23.453	42.814	29.998	234.2	17:53.937
12		1:33.675	22.923	41.324	29.428	234.7	19:26.200	12		1:35.714	23.384	42.346	29.984	236.3	19:29.651
13		1:33.883	23.148	41.427	29.308	235.2	21:00.083	13		1:35.687	23.400	42.440	29.847	232.7	21:05.338
14		1:33.968	23.119	41.305	29.544	234.2	22:34.051	14		1:35.296	23.118	42.302	29.876	234.2	22:40.634
15		1:33.643	22.996	41.185	29.462	235.8	24:07.694	15		1:35.778	23.347	42.294	30.137	235.2	24:16.412
16		1:33.842	22.967	41.294	29.581	235.2	25:41.536	16		1:36.530	23.599	42.988	29.943	234.2	25:52.942
17		1:33.995	23.041	41.486	29.468	235.8	27:15.531	17		1:35.901	23.327	42.109	30.465	235.2	27:28.843
18		1:34.428	23.194	41.615	29.619	235.2	28:49.959	18		1:36.126	23.248	42.621	30.257	238.4	29:04.969
19		1:33.904	23.296	41.201	29.407	235.2	30:23.863	19		1:35.793	23.423	42.206	30.164	235.2	30:40.762
20		1:34.097	23.125	41.348	29.624	235.2	31:57.960	20		1:34.863	23.188	42.135	29.540	236.3	32:15.625





Red Bull Ring
Porsche Carrera Cup France
Race - 1
Lap Analysis



73

Sébastien Poisson

Porsche 911 GT3 Cup **76**

Louis Perrot

Porsche 911 GT3 Cup

Am

ABM Pro

IMSA LS Group Performance

Lap	D	Time	Sector 1	Sector 2	Sector 3	T. Spd	Elapsed	Lap	D	Time	Sector 1	Sector 2	Sector 3	T. Spd	Elapsed
1		1:42.805	29.640	43.636	29.529	216.8	1:42.805	1		1:40.169	27.353	43.446	29.370	215.5	1:40.169
2		1:35.666	23.308	42.944	29.414	235.2	3:18.471	2		1:33.147	22.950	41.272	28.925	236.8	3:13.316
3		1:34.531	23.597	41.853	29.081	234.7	4:53.002	3		1:33.185	22.824	41.102	29.259	238.9	4:46.501
4		1:33.656	23.044	41.568	29.044	237.3	6:26.658	4		1:32.582	22.669	41.156	28.757	237.8	6:19.083
5		1:34.510	23.616	41.610	29.284	237.8	8:01.168	5		1:32.366	22.729	40.919	28.718	237.8	7:51.449
6		1:35.500	23.732	42.440	29.328	227.3	9:36.668	6		1:32.437	22.674	41.106	28.657	238.4	9:23.886
7		1:33.421	22.842	41.524	29.055	238.9	11:10.089	7		1:32.422	22.699	40.991	28.732	238.9	10:56.308
8		1:33.444	22.924	41.421	29.099	237.8	12:43.533	8		1:32.503	22.778	41.013	28.712	238.4	12:28.811
9		1:33.629	22.864	41.445	29.320	236.8	14:17.162	9		1:32.623	22.661	41.016	28.946	238.9	14:01.434
10		1:33.917	22.886	41.634	29.397	234.7	15:51.079	10		1:32.821	22.742	41.230	28.849	238.9	15:34.255
11		1:35.093	23.089	42.700	29.304	237.3	17:26.172	11		1:32.605	22.712	41.003	28.890	238.4	17:06.860
12		1:33.875	23.025	41.619	29.231	236.3	19:00.047	12		1:33.570	22.630	41.803	29.137	238.9	18:40.430
13		1:33.942	23.056	41.773	29.113	237.8	20:33.989	13		1:33.014	22.631	41.094	29.289	239.4	20:13.444
14		1:33.950	23.053	41.645	29.252	236.8	22:07.939	14		1:32.814	22.841	41.044	28.929	237.8	21:46.258
15		1:33.960	22.992	41.640	29.328	237.8	23:41.899	15		1:32.979	22.738	41.305	28.936	238.9	23:19.237
16		1:33.858	23.153	41.535	29.170	238.4	25:15.757	16		1:37.939 P	22.822	41.437	33.680	238.9	24:57.176
17		1:34.438	22.972	41.959	29.507	238.4	26:50.195	17		1:48.896	38.406	41.564	28.926	235.8	26:46.072
18		1:33.928	22.924	41.689	29.315	239.4	28:24.123	18		1:33.259	22.732	41.248	29.279	238.4	28:19.331
19		1:35.449	22.980	42.205	30.264	237.8	29:59.572	19		1:32.998	22.772	41.309	28.917	238.4	29:52.329
20		1:35.008	23.149	41.579	30.280	237.8	31:34.580	20		1:33.164	22.709	41.381	29.074	238.9	31:25.493

74

Victor Blugeon

Porsche 911 GT3 Cup **77**

Jérémy Sarhy

Porsche 911 GT3 Cup

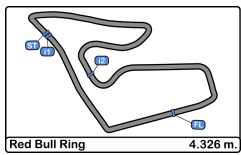
Pro

ABM Pro

Racing Technology

Lap	D	Time	Sector 1	Sector 2	Sector 3	T. Spd	Elapsed	Lap	D	Time	Sector 1	Sector 2	Sector 3	T. Spd	Elapsed
1		1:46.021	32.880	43.224	29.917	211.7	1:46.021	1		1:39.623	27.498	42.984	29.141	213.8	1:39.623
2		1:34.493	23.027	42.032	29.434	227.8	3:20.514	2		1:33.046	22.809	41.217	29.020	237.8	3:12.669
3		1:34.138	23.004	42.308	28.826	235.2	4:54.652	3		1:32.729	22.831	40.999	28.899	239.4	4:45.398
4		1:33.546	22.964	41.550	29.032	234.2	6:28.198	4		1:32.648	22.722	41.013	28.913	239.4	6:18.046
5		1:33.400	23.191	41.298	28.911	226.8	8:01.598	5		1:32.424	22.688	40.977	28.759	238.9	7:50.470
6		1:33.828	23.215	41.496	29.117	230.2	9:35.426	6		1:32.412	22.658	41.040	28.714	239.4	9:22.882
7		1:33.125	22.673	41.299	29.153	238.4	11:08.551	7		1:32.396	22.672	40.900	28.824	239.4	10:55.278
8		1:33.013	22.860	41.236	28.917	235.8	12:41.564	8		1:32.534	22.753	41.011	28.770	240.5	12:27.812
9		1:33.513	22.819	41.520	29.174	235.2	14:15.077	9		1:32.741	22.798	41.091	28.852	240.0	14:00.553
10		1:33.242	22.915	41.277	29.050	232.7	15:48.319	10		1:32.470	22.793	40.822	28.855	240.0	15:33.023
11		1:34.456	23.267	42.034	29.155	233.2	17:22.775	11		1:32.659	22.791	40.973	28.895	239.4	17:05.682
12		1:33.030	22.801	41.207	29.022	236.3	18:55.805	12		1:32.984	22.682	41.239	29.063	239.4	18:38.666
13		1:32.971	22.869	41.165	28.937	237.3	20:28.776	13		1:32.887	22.823	41.110	28.954	240.0	20:11.553
14		1:33.751	22.967	41.777	29.007	234.2	22:02.527	14		1:33.472	22.933	41.558	28.981	234.2	21:45.025
15		1:33.186	22.818	41.217	29.151	236.8	23:35.713	15		1:33.064	22.753	41.164	29.147	240.0	23:18.089
16		1:33.008	22.828	41.307	28.873	238.4	25:08.721	16		1:33.332	22.792	41.259	29.281	240.5	24:51.421
17		1:33.216	22.836	41.525	28.855	236.3	26:41.937	17		1:33.059	22.789	41.198	29.072	240.5	26:24.480
18		1:33.370	23.035	41.339	28.996	234.7	28:15.307	18		1:32.819	22.729	41.215	28.875	241.0	27:57.299
19		1:33.408	23.065	41.341	29.002	235.8	29:48.715	19		1:32.769	22.612	41.122	29.035	240.5	29:30.068
20		1:33.286	23.086	41.224	28.976	233.2	31:22.001	20		1:33.116	22.664	41.260	29.192	238.9	31:03.184





Red Bull Ring
Porsche Carrera Cup France
Race - 1
Lap Analysis



78

Dominique Bastien

Porsche 911 GT3 Cup

96

Zakhar Slutskii

Porsche 911 GT3 Cup

Am							Speedlover		Pro						
Lap	D	Time	Sector 1	Sector 2	Sector 3	T. Spd	Elapsed	Lap	D	Time	Sector 1	Sector 2	Sector 3	T. Spd	Elapsed
1		1:49.125	33.460	44.980	30.685	198.1	1:49.125	1		1:39.734	27.914	42.754	29.066	225.4	1:39.734
2		1:37.876	23.643	43.545	30.688	225.4	3:27.001	2		1:33.214	22.891	41.252	29.071	235.8	3:12.948
3		1:37.564	23.899	43.395	30.270	230.2	5:04.565	3		1:32.732	22.891	40.936	28.905	238.9	4:45.680
4		1:37.407	23.463	43.308	30.636	232.2	6:41.972	4		1:32.640	22.888	40.915	28.837	238.9	6:18.320
5		1:37.229	23.579	43.386	30.264	231.2	8:19.201	5		1:32.488	22.788	40.972	28.728	238.9	7:50.808
6		1:36.720	23.443	42.942	30.335	233.2	9:55.921	6		1:39.491 P	22.786	41.014	35.691	238.9	9:30.299
7		1:38.679	23.790	43.638	31.251	224.0	11:34.600	7		1:48.554	38.554	41.179	28.821	235.8	11:18.853
8		1:38.072	23.560	43.567	30.945	234.7	13:12.672	8		1:33.352	23.176	41.184	28.992	235.8	12:52.205
9		1:37.962	23.631	43.518	30.813	233.7	14:50.634	9		1:32.568	22.777	40.939	28.852	237.3	14:24.773
10		1:37.625	23.725	43.061	30.839	231.7	16:28.259	10		1:33.123	22.864	41.250	29.009	238.4	15:57.896
11		1:37.457	23.614	43.250	30.593	232.7	18:05.716	11		1:33.582	22.863	41.867	28.852	238.4	17:31.478
12		1:37.561	23.515	43.425	30.621	227.8	19:43.277	12		1:32.933	22.886	41.135	28.912	237.3	19:04.411
13		1:37.716	23.716	43.339	30.661	229.7	21:20.993	13		1:32.473	22.735	41.039	28.699	238.4	20:36.884
14		1:38.292	23.717	43.521	31.054	231.7	22:59.285	14		1:33.549	22.932	41.462	29.155	237.8	22:10.433
15		1:38.011	23.747	43.354	30.910	231.7	24:37.296	15		1:34.092	22.847	42.168	29.077	236.3	23:44.525
16		1:37.555	23.621	43.201	30.733	229.7	26:14.851	16		1:34.036	23.452	41.362	29.222	225.0	25:18.561
17		1:47.326	25.140	49.498	32.688	211.7	28:02.177	17		1:32.921	22.769	41.228	28.924	239.4	26:51.482
18		1:42.863	25.854	46.297	30.712	176.7	29:45.040	18		1:33.599	22.803	41.623	29.173	240.5	28:25.081
19		2:05.445 P	27.233	43.532	54.680	208.8	31:50.485	19		1:33.985	22.854	41.532	29.599	240.0	29:59.066
20								20		1:33.359	22.727	41.231	29.401	238.9	31:32.425

89

Bashar Mardini

Porsche 911 GT3 Cup

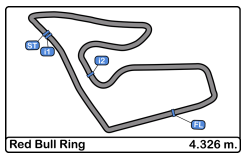
97

Artem Slutskii

Porsche 911 GT3 Cup

Pro-Am							Tsunami RT		Pro						
Lap	D	Time	Sector 1	Sector 2	Sector 3	T. Spd	Elapsed	Lap	D	Time	Sector 1	Sector 2	Sector 3	T. Spd	Elapsed
1		1:43.034	28.814	44.754	29.466	223.1	1:43.034	1		1:40.673	28.061	43.122	29.490	226.4	1:40.673
2		1:33.728	23.169	41.287	29.272	240.5	3:16.762	2		1:33.543	22.976	41.672	28.895	236.8	3:14.216
3		1:34.577	23.143	42.209	29.225	219.0	4:51.339	3		1:32.705	22.792	41.065	28.848	236.3	4:46.921
4		1:34.012	23.382	41.431	29.199	235.2	6:25.351	4		1:32.541	22.764	41.019	28.758	236.3	6:19.462
5		1:33.573	22.844	41.551	29.178	239.4	7:58.924	5		1:32.619	22.769	41.051	28.799	238.4	7:52.081
6		1:33.749	23.240	41.628	28.881	235.8	9:32.673	6		1:38.921 P	22.745	41.127	35.049	237.3	9:31.002
7		1:32.883	22.846	41.200	28.837	238.4	11:05.556	7		1:48.468	38.543	40.996	28.929	234.7	11:19.470
8		1:33.147	22.932	41.245	28.970	236.8	12:38.703	8		1:33.124	22.759	41.464	28.901	232.7	12:52.594
9		1:33.169	22.892	41.227	29.050	236.8	14:11.872	9		1:32.722	22.715	41.086	28.921	236.8	14:25.316
10		1:33.080	22.877	41.255	28.948	237.3	15:44.952	10		1:32.887	22.743	41.118	29.026	234.7	15:58.203
11		1:33.315	22.853	41.458	29.004	237.8	18:51.602	11		1:33.996	22.709	42.264	29.023	227.3	17:32.199
12		1:33.498	22.863	41.552	29.083	238.9	20:25.100	12		1:32.949	22.755	41.319	28.875	237.8	19:05.148
13		1:33.610	22.913	41.542	29.155	237.8	21:58.710	13		1:32.764	22.756	41.221	28.787	237.8	20:37.912
14		1:33.448	22.916	41.366	29.166	237.8	23:32.158	14		1:33.043	22.797	41.184	29.062	236.3	22:10.955
15		1:33.611	22.890	41.502	29.219	237.8	25:05.769	15		1:33.958	22.855	42.000	29.103	236.3	23:44.913
16		1:33.612	22.904	41.504	29.204	237.8	26:39.381	16		1:32.932	22.785	41.263	28.884	238.9	25:17.845
17		1:33.798	22.959	41.525	29.314	237.3	28:13.179	17		1:33.308	22.919	41.386	29.003	237.8	26:51.153
18		1:33.957	22.984	41.568	29.405	237.8	29:47.136	18		1:33.290	22.775	41.368	29.147	237.8	28:24.443
19		1:34.384	23.429	41.569	29.386	236.3	31:21.520	19		1:33.315	22.849	41.489	28.977	238.4	29:57.758
20								20		1:33.654	22.971	41.285	29.398	236.8	31:31.412





Red Bull Ring
Porsche Carrera Cup France
Race - 1
Lap Analysis



98

Dorian Boccolacci

Porsche 911 GT3 Cup **911**

Christophe Lapierre

Porsche 911 GT3 Cup

Pro

Forestier Racing CLRT

Pro-Am

Martinet by Alméras

Lap	D	Time	Sector 1	Sector 2	Sector 3	T. Spd	Elapsed	Lap	D	Time	Sector 1	Sector 2	Sector 3	T. Spd	Elapsed
1		1:43.209	30.895	43.077	29.237	218.1	1:43.209	1		1:44.451	30.547	44.138	29.766	207.2	1:44.451
2		1:33.686	23.092	41.568	29.026	224.0	3:16.895	2		1:34.641	23.354	42.091	29.196	233.2	3:19.092
3		1:33.604	22.944	41.451	29.209	231.2	4:50.499	3		1:34.642	23.095	42.456	29.091	221.7	4:53.734
4		1:32.281	22.861	40.606	28.814	238.9	6:22.780	4		1:34.032	22.951	41.813	29.268	232.7	6:27.766
5		1:31.961	22.628	40.634	28.699	239.4	7:54.741	5		1:33.632	23.134	41.412	29.086	236.3	8:01.398
6		1:32.165	22.576	41.056	28.533	239.4	9:26.906	6		1:33.793	23.290	41.485	29.018	232.7	9:35.191
7		1:32.192	22.515	40.880	28.797	237.8	10:59.098	7		1:32.866	22.807	41.186	28.873	231.7	11:08.057
8		1:32.177	22.601	40.799	28.777	240.0	12:31.275	8		1:33.286	22.815	41.514	28.957	237.8	12:41.343
9		1:32.199	22.598	41.142	28.459	240.5	14:03.474	9		1:33.519	22.809	41.532	29.178	236.3	14:14.862
10		1:32.019	22.659	40.765	28.595	238.9	15:35.493	10		1:33.263	22.845	41.184	29.234	238.9	15:48.125
11		1:31.949	22.673	40.768	28.508	238.9	17:07.442	11		1:35.071	23.440	42.176	29.455	233.7	17:23.196
12		1:32.083	22.598	40.851	28.634	239.4	18:39.525	12		1:33.306	22.846	41.269	29.191	237.3	18:56.502
13		1:32.095	22.693	40.686	28.716	240.0	20:11.620	13		1:33.373	22.847	41.282	29.244	237.3	20:29.875
14		1:32.539	22.681	41.168	28.690	241.6	21:44.159	14		1:33.969	22.951	41.547	29.471	236.3	22:03.844
15		1:32.211	22.644	41.006	28.561	239.4	23:16.370	15		1:35.046	23.160	42.426	29.460	235.8	23:38.890
16		1:32.105	22.685	40.749	28.671	238.9	24:48.475	16		1:33.832	22.878	41.763	29.191	237.8	25:12.722
17		1:31.824	22.616	40.670	28.538	239.4	26:20.299	17		1:34.935	23.620	42.266	29.049	235.2	26:47.657
18		1:32.963	22.573	41.546	28.844	237.8	27:53.262	18		1:33.690	22.921	41.400	29.369	236.3	28:21.347
19		1:33.990	22.645	42.208	29.137	240.5	29:27.252	19		1:33.687	22.933	41.466	29.288	237.3	29:55.034
20		1:32.606	22.714	41.177	28.715	237.3	30:59.858	20		1:35.606	23.864	41.519	30.223	236.8	31:30.640

99

Benjamin Paque

Porsche 911 GT3 Cup **921**

Fernando Monje

Porsche 911 GT3 Cup

Pro

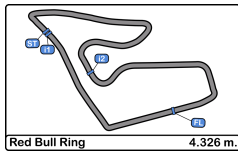
Forestier Racing CLRT

Pro

Martinet by Alméras

Lap	D	Time	Sector 1	Sector 2	Sector 3	T. Spd	Elapsed	Lap	D	Time	Sector 1	Sector 2	Sector 3	T. Spd	Elapsed
1		1:43.816	31.349	42.894	29.573	217.7	1:43.816	1		1:43.620	30.118	43.688	29.814	220.4	1:43.620
2		1:33.945	23.784	41.225	28.936	239.4	3:17.761	2		1:35.081	23.677	42.128	29.276	232.2	3:18.701
3		1:33.619	22.744	41.821	29.054	237.3	4:51.380	3		1:34.634	23.413	42.103	29.118	223.1	4:53.335
4		1:33.558	23.025	41.442	29.091	238.9	6:24.938	4		1:33.459	23.038	41.544	28.877	234.7	6:26.794
5		1:33.041	22.619	41.440	28.982	240.5	7:57.979	5		1:33.930	23.293	41.474	29.163	234.2	8:00.724
6		1:32.680	22.794	41.117	28.769	241.0	9:30.659	6		1:33.472	23.010	41.484	28.978	236.3	9:34.196
7		1:31.872	22.588	40.664	28.620	240.0	11:02.531	7		1:33.278	22.839	41.357	29.082	238.4	11:07.474
8		1:32.399	22.557	40.904	28.938	240.5	12:34.930	8		1:33.320	22.922	41.446	28.952	237.3	12:40.794
9		1:32.379	22.651	41.010	28.718	238.9	14:07.309	9		1:33.422	23.033	41.335	29.054	236.3	14:14.216
10		1:32.108	22.586	40.759	28.763	240.0	15:39.417	10		1:33.212	22.867	41.387	28.958	237.8	15:47.428
11		1:32.241	22.640	40.950	28.651	241.6	17:11.658	11		1:33.379	22.852	41.437	29.090	236.3	17:20.807
12		1:32.191	22.590	40.893	28.708	240.0	18:43.849	12		1:33.814	22.891	41.539	29.384	238.4	18:54.621
13		1:32.639	22.611	40.996	29.032	241.6	20:16.488	13		1:33.853	22.897	41.670	29.286	238.4	20:28.474
14		1:32.780	22.668	41.088	29.024	241.0	21:49.268	14		1:35.001	23.121	42.400	29.480	229.2	22:03.475
15		1:32.730	22.857	41.185	28.688	240.5	23:21.998	15		1:35.017	23.424	42.268	29.325	235.2	23:38.492
16		1:32.592	22.594	40.931	29.067	241.0	24:54.590	16		1:34.035	22.936	41.859	29.240	237.8	25:12.527
17		1:33.133	22.511	41.757	28.865	241.6	26:27.723	17		1:34.206	23.449	41.520	29.237	237.8	26:46.733
18		1:32.619	22.645	41.009	28.965	241.6	28:00.342	18		1:33.693	22.889	41.429	29.375	237.8	28:20.426
19		1:32.940	22.805	41.389	28.746	240.5	29:33.282	19		1:33.716	22.939	41.504	29.273	238.4	29:54.142
20		1:32.961	22.765	41.175	29.021	239.4	31:06.243	20		1:35.036	23.034	41.656	30.346	237.3	31:29.178





Red Bull Ring
Porsche Carrera Cup France
Race - 1
Analysis by Lap

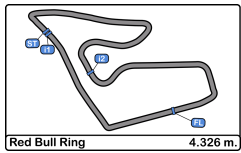


Num Lap Time Gap

Lap 20

1	1:32.864	
98	1:32.606	06.164
22	1:32.831	06.630
5	1:33.308	09.137
77	1:33.116	09.490
29	1:33.075	12.356
99	1:32.961	12.549
27	1:33.594	15.749
7	1:33.484	17.948
2	1:33.465	20.309
38	1:34.167	26.384
89	1:34.384	27.826
74	1:33.286	28.307
76	1:33.164	31.799
921	1:35.036	35.484
59	1:35.363	36.483
911	1:35.606	36.946
97	1:33.654	37.718
96	1:33.359	38.731
73	1:35.008	40.886
49	1:35.071	55.264
12	1:34.666	55.538
78	2:05.445	1 Lap
24	1:34.706	1:02.080
56	1:34.097	1:04.266
8	1:35.381	1:21.645
66	1:34.863	1:21.931



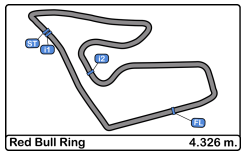


Red Bull Ring
Porsche Carrera Cup France
Race - 1

PORSCHE
CARRERA CUP
FRANCE



Best Sectors Results

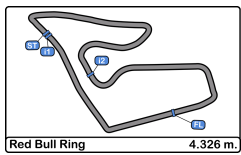
Sector - 1			Sector - 2			Sector - 3			Ideal Lap vs Best Lap						
Clas	Nº	Driver	Time	Nº	Driver	Time	Nº	Driver	Time	Clas	Nº	Driver	Ideal Lap	Best Lap	Clas
1	99	Benjamin Paque	22.511	98	Dorian Boccolacci	40.606	98	Dorian Boccolacci	28.459	1	98	Dorian Boccolacci	1:31.580	1:31.824	2
2	98	Dorian Boccolacci	22.515	1	Marvin Klein	40.637	1	Marvin Klein	28.523	2	1	Marvin Klein	1:31.750	1:31.755	1
3	1	Marvin Klein	22.590	99	Benjamin Paque	40.664	99	Benjamin Paque	28.620	3	99	Benjamin Paque	1:31.795	1:31.872	3
4	77	Jérémy Sarhy	22.612	5	Mathys Jaubert	40.773	76	Louis Perrot	28.657	4	5	Mathys Jaubert	1:32.148	1:32.256	4
5	76	Louis Perrot	22.630	22	Alessandro Ghiretti	40.798	29	Louis Rousset	28.660	5	77	Jérémy Sarhy	1:32.148	1:32.396	8
6	7	Jérôme Boullery	22.639	77	Jérémy Sarhy	40.822	22	Alessandro Ghiretti	28.679	6	22	Alessandro Ghiretti	1:32.153	1:32.277	5
7	27	Marlon Hernandez	22.648	27	Marlon Hernandez	40.875	7	Jérôme Boullery	28.686	7	76	Louis Perrot	1:32.206	1:32.366	6
8	74	Victor Blugeon	22.673	29	Louis Rousset	40.914	5	Mathys Jaubert	28.692	8	29	Louis Rousset	1:32.279	1:32.424	9
9	22	Alessandro Ghiretti	22.676	96	Zakhar Slutskii	40.915	96	Zakhar Slutskii	28.699	9	96	Zakhar Slutskii	1:32.341	1:32.473	10
10	5	Mathys Jaubert	22.683	76	Louis Perrot	40.919	77	Jérémy Sarhy	28.714	10	7	Jérôme Boullery	1:32.356	1:32.561	12
11	29	Louis Rousset	22.705	97	Artem Slutskii	40.996	97	Artem Slutskii	28.758	11	27	Marlon Hernandez	1:32.361	1:32.393	7
12	97	Artem Slutskii	22.709	2	Marc Guillot	41.030	2	Marc Guillot	28.799	12	97	Artem Slutskii	1:32.463	1:32.541	11
13	2	Marc Guillot	22.724	7	Jérôme Boullery	41.031	74	Victor Blugeon	28.826	13	2	Marc Guillot	1:32.553	1:32.667	13
14	96	Zakhar Slutskii	22.727	56	Frédéric Ancel	41.148	38	Sébastien Dussollet	28.827	14	74	Victor Blugeon	1:32.664	1:32.971	16
15	38	Sébastien Dussollet	22.757	74	Victor Blugeon	41.165	89	Bashar Mardini	28.837	15	38	Sébastien Dussollet	1:32.795	1:32.998	17
16	12	Ludovic Loeul	22.792	911	Christophe Lapierre	41.184	27	Marlon Hernandez	28.838	16	911	Christophe Lapierre	1:32.864	1:32.866	14
17	91	Christophe Lapierre	22.807	89	Bashar Mardini	41.200	911	Christophe Lapierre	28.873	17	89	Bashar Mardini	1:32.881	1:32.883	15
18	53	Arthur Mathieu	22.822	38	Sébastien Dussollet	41.211	921	Fernando Monje	28.877	18	921	Fernando Monje	1:33.051	1:33.212	18
19	59	Maxence Maurice	22.828	59	Maxence Maurice	41.246	53	Arthur Mathieu	28.952	19	53	Arthur Mathieu	1:33.067	1:33.270	19
20	92	Fernando Monje	22.839	53	Arthur Mathieu	41.293	59	Maxence Maurice	29.007	20	59	Maxence Maurice	1:33.081	1:33.304	20
21	73	Sébastien Poisson	22.842	921	Fernando Monje	41.335	73	Sébastien Poisson	29.044	21	12	Ludovic Loeul	1:33.241	1:33.488	22
22	89	Bashar Mardini	22.844	12	Ludovic Loeul	41.344	12	Ludovic Loeul	29.105	22	56	Frédéric Ancel	1:33.282	1:33.525	23
23	56	Frédéric Ancel	22.876	49	Karim Ajlani	41.415	56	Frédéric Ancel	29.258	23	73	Sébastien Poisson	1:33.307	1:33.421	21
24	49	Karim Ajlani	22.949	73	Sébastien Poisson	41.421	49	Karim Ajlani	29.289	24	49	Karim Ajlani	1:33.653	1:33.901	24
25	8	Christian Jaquillard	22.955	24	Alexandre Leroy	41.576	66	Gilles Colombani	29.422	25	24	Alexandre Leroy	1:34.337	1:34.483	25
26	24	Alexandre Leroy	23.006	8	Christian Jaquillard	41.884	8	Christian Jaquillard	29.723	26	66	Gilles Colombani	1:34.485	1:34.863	26
27	66	Gilles Colombani	23.118	66	Gilles Colombani	41.945	24	Alexandre Leroy	29.755	27	8	Christian Jaquillard	1:34.562	1:35.032	27
28	78	Dominique Bastien	23.443	78	Dominique Bastien	42.942	78	Dominique Bastien	30.264	28	78	Dominique Bastien	1:36.649	1:36.720	28



Red Bull Ring
Porsche Carrera Cup France
Race - 1
Leader Sequence

PORSCHE
CARRERA CUP
FRANCE

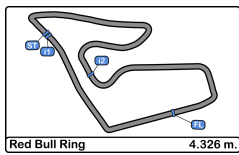
N°	Driver	Nat	Cat	Clas	Team	Nat	Vehicle	Start Lap	End Lap	Laps	Total Laps
1	Marvin Klein	 FRA	Pro		TFT Racing	 FRA	Porsche 911 GT3 Cup	1	20	20	20



Red Bull Ring
Porsche Carrera Cup France
Race - 1
Best 5 Lap Times

PORSCHE
CARRERA CUP
FRANCE

Cls	N°	Driver	Nat	Cat	Cls	Team	Nat	Vehicle	Best 1		Best 2		Best 3		Best 4		Best 5	
									Time	Lap	Time	Lap	Time	Lap	Time	Lap	Time	Lap
1	1	Marvin Klein	FRA	Pro	1	TFT Racing	FRA	Porsche 911 GT3 Cup	1:31.755	5	1:31.948	7	1:32.090	3	1:32.118	4	1:32.215	6
2	98	Dorian Boccolacci	FRA	Pro	2	Forestier Racing CLRT	FRA	Porsche 911 GT3 Cup	1:31.824	17	1:31.949	11	1:31.961	5	1:32.019	10	1:32.083	12
3	99	Benjamin Paque	BEL	Pro	3	Forestier Racing CLRT	FRA	Porsche 911 GT3 Cup	1:31.872	7	1:32.108	10	1:32.191	12	1:32.241	11	1:32.379	9
4	5	Mathys Jaubert	FRA	Pro	4	TFT Racing	FRA	Porsche 911 GT3 Cup	1:32.256	5	1:32.345	8	1:32.426	9	1:32.428	4	1:32.526	3
5	22	Alessandro Ghiretti	FRA	Pro	5	Martinet by Alméras	FRA	Porsche 911 GT3 Cup	1:32.277	4	1:32.290	5	1:32.335	3	1:32.357	9	1:32.415	8
6	76	Louis Perrot	FRA	Pro	6	IMSA LS Group Performance	FRA	Porsche 911 GT3 Cup	1:32.366	5	1:32.422	7	1:32.437	6	1:32.503	8	1:32.582	4
7	27	Marlon Hernandez	FRA	Pro	7	ABM	FRA	Porsche 911 GT3 Cup	1:32.393	7	1:32.555	6	1:32.637	5	1:32.701	10	1:32.797	11
8	77	Jérémy Sarhy	FRA	Pro	8	Racing Technology	FRA	Porsche 911 GT3 Cup	1:32.396	7	1:32.412	6	1:32.424	5	1:32.470	10	1:32.534	8
9	29	Louis Rousset	FRA	Pro	9	Forestier Racing CLRT	FRA	Porsche 911 GT3 Cup	1:32.424	5	1:32.441	11	1:32.607	6	1:32.607	7	1:32.643	4
10	96	Zakhar Slutskii	ISR	Pro	10	Target Compétition	ITA	Porsche 911 GT3 Cup	1:32.473	13	1:32.488	5	1:32.568	9	1:32.640	4	1:32.732	3
11	97	Artem Slutskii	ISR	Pro	11	Target Compétition	ITA	Porsche 911 GT3 Cup	1:32.541	4	1:32.619	5	1:32.705	3	1:32.722	9	1:32.764	13
12	7	Jérôme Boullery	FRA	Pro-Am	1	Racing Technology	FRA	Porsche 911 GT3 Cup	1:32.561	6	1:32.633	9	1:32.720	8	1:32.770	4	1:32.880	7
13	2	Marc Guillot	FRA	Pro-Am	2	HERRERO Racing	FRA	Porsche 911 GT3 Cup	1:32.667	6	1:32.714	7	1:32.734	8	1:32.944	14	1:33.061	11
14	911	Christophe Lapierre	FRA	Pro-Am	3	Martinet by Alméras	FRA	Porsche 911 GT3 Cup	1:32.866	7	1:33.263	10	1:33.286	8	1:33.306	12	1:33.373	13
15	89	Bashar Mardini	CAN	Pro-Am	4	Tsunami RT	ITA	Porsche 911 GT3 Cup	1:32.883	7	1:33.080	10	1:33.147	8	1:33.169	9	1:33.315	12
16	74	Victor Blugeon	FRA	Pro	12	ABM	FRA	Porsche 911 GT3 Cup	1:32.971	13	1:33.008	16	1:33.013	8	1:33.030	12	1:33.125	7
17	38	Sébastien Dussollet	FRA	Pro-Am	5	ABM	FRA	Porsche 911 GT3 Cup	1:32.998	10	1:33.106	8	1:33.125	9	1:33.167	13	1:33.179	11
18	921	Fernando Monje	ESP	Pro	13	Martinet by Alméras	FRA	Porsche 911 GT3 Cup	1:33.212	10	1:33.278	7	1:33.320	8	1:33.379	11	1:33.422	9
19	53	Arthur Mathieu	FRA	Pro	14	Martinet by Alméras	FRA	Porsche 911 GT3 Cup	1:33.270	10	1:33.325	7	1:33.360	12	1:33.452	11	1:33.548	13
20	59	Maxence Maurice	FRA	Pro-Am	6	IMSA LS Group Performance	FRA	Porsche 911 GT3 Cup	1:33.304	7	1:33.441	8	1:33.450	10	1:33.522	12	1:33.557	11
21	73	Sébastien Poisson	FRA	Am	1	ABM	FRA	Porsche 911 GT3 Cup	1:33.421	7	1:33.444	8	1:33.629	9	1:33.656	4	1:33.858	16
22	12	Ludovic Loel	FRA	Am	2	Porsche Lorient Racing	FRA	Porsche 911 GT3 Cup	1:33.488	13	1:33.654	12	1:33.716	6	1:33.871	7	1:33.877	8
23	56	Frédéric Ancel	FRA	Pro-Am	7	Porsche Lorient Racing	FRA	Porsche 911 GT3 Cup	1:33.525	7	1:33.603	5	1:33.643	15	1:33.675	12	1:33.737	10
24	49	Karim Ajlani	CHE	Am	3	ABM	FRA	Porsche 911 GT3 Cup	1:33.901	8	1:33.903	7	1:34.013	10	1:34.096	5	1:34.185	6
25	24	Alexandre Leroy	BEL	Am	4	TFT Racing	FRA	Porsche 911 GT3 Cup	1:34.483	13	1:34.618	6	1:34.706	20	1:34.723	18	1:34.896	10
26	66	Gilles Colombani	FRA	Am	5	Team Clairet Sport	FRA	Porsche 911 GT3 Cup	1:34.863	20	1:35.007	7	1:35.035	8	1:35.296	14	1:35.562	10
27	8	Christian Jaquillard	CHE	Am	6	Racing Technology	FRA	Porsche 911 GT3 Cup	1:35.032	15	1:35.047	13	1:35.187	12	1:35.295	14	1:35.374	8
28	78	Dominique Bastien	USA	Am	7	Speedlover	BEL	Porsche 911 GT3 Cup	1:36.720	6	1:37.229	5	1:37.407	4	1:37.457	11	1:37.555	16



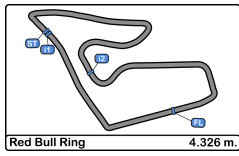
Red Bull Ring
Porsche Carrera Cup France
Race - 1
Best 5 Top Speeds



Top 1 Top 2 Top 3 Top 4 Top 5







Clas	N°	Driver	Nat	Cat	Cls	Team	Nat	Vehicle	Top 1		Top 2		Top 3		Top 4		Top 5		Avg
									Km/h	Lap	Km/h	Lap	Km/h	Lap	Km/h	Lap	Km/h	Lap	
1	98	Dorian Bocolacci	FRA	Pro	1	Forestier Racing CLRT	FRA	Porsche 911 GT3 Cup	241.6	14	240.5	9	240.5	19	240.0	8	240.0	13	240.5
2	99	Benjamin Paque	BEL	Pro	2	Forestier Racing CLRT	FRA	Porsche 911 GT3 Cup	241.6	11	241.6	13	241.6	17	241.6	18	241.0	6	241.5
3	27	Marlon Hernandez	FRA	Pro	3	ABM	FRA	Porsche 911 GT3 Cup	241.0	8	240.0	10	239.4	4	238.9	3	238.9	7	239.6
4	77	Jérémy Sarhy	FRA	Pro	4	Racing Technology	FRA	Porsche 911 GT3 Cup	241.0	18	240.5	8	240.5	16	240.5	17	240.5	19	240.6
5	89	Bashar Mardini	CAN	Pro-Am	1	Tsunami RT	TIA	Porsche 911 GT3 Cup	240.5	2	239.4	5	238.9	13	238.4	7	237.8	12	239.0
6	96	Zakhar Slutskii	ISR	Pro	5	Target Compétition	TIA	Porsche 911 GT3 Cup	240.5	18	240.0	19	239.4	17	238.9	3	238.9	4	239.5
7	22	Alessandro Ghiretti	FRA	Pro	6	Martinet by Alméras	FRA	Porsche 911 GT3 Cup	240.0	12	239.4	11	238.9	20	238.4	7	238.4	9	239.0
8	7	Jérôme Boullery	FRA	Pro-Am	2	Racing Technology	FRA	Porsche 911 GT3 Cup	239.4	14	238.9	7	238.9	9	238.4	10	238.4	11	238.8
9	12	Ludovic Loeul	FRA	Am	1	Porsche Lorient Racing	FRA	Porsche 911 GT3 Cup	239.4	11	237.8	12	237.8	13	237.3	18	236.8	14	237.8
10	73	Sébastien Poisson	FRA	Am	2	ABM	FRA	Porsche 911 GT3 Cup	239.4	18	238.9	7	238.4	16	238.4	17	237.8	5	238.6
11	76	Louis Perrot	FRA	Pro	7	IMSA LS Group Performance	FRA	Porsche 911 GT3 Cup	239.4	13	238.9	3	238.9	7	238.9	9	238.9	10	239.0
12	2	Marc Guillot	FRA	Pro-Am	3	HERRERO Racing	FRA	Porsche 911 GT3 Cup	238.9	7	238.9	8	238.9	13	238.4	5	238.4	14	238.7
13	53	Arthur Mathieu	FRA	Pro	8	Martinet by Alméras	FRA	Porsche 911 GT3 Cup	238.9	7	237.3	4	237.3	13	237.3	17	236.8	8	237.5
14	97	Artem Slutskii	ISR	Pro	9	Target Compétition	TIA	Porsche 911 GT3 Cup	238.9	16	238.4	5	238.4	19	237.8	12	237.8	13	238.3
15	911	Christophe Lapierre	FRA	Pro-Am	4	Martinet by Alméras	FRA	Porsche 911 GT3 Cup	238.9	10	237.8	8	237.8	16	237.3	12	237.3	13	237.8
16	29	Louis Rousset	FRA	Pro	10	Forestier Racing CLRT	FRA	Porsche 911 GT3 Cup	238.4	7	237.8	5	237.8	6	237.8	8	237.8	9	237.9
17	38	Sébastien Dussolliet	FRA	Pro-Am	5	ABM	FRA	Porsche 911 GT3 Cup	238.4	13	237.8	6	237.8	17	237.3	10	237.3	12	237.7
18	59	Maxence Maurice	FRA	Pro-Am	6	IMSA LS Group Performance	FRA	Porsche 911 GT3 Cup	238.4	12	238.4	13	238.4	16	238.4	19	237.8	7	238.3
19	66	Gilles Colombani	FRA	Am	3	Team Clairet Sport	FRA	Porsche 911 GT3 Cup	238.4	18	236.3	12	236.3	20	235.2	15	235.2	17	236.3
20	74	Victor Blugeon	FRA	Pro	11	ABM	FRA	Porsche 911 GT3 Cup	238.4	7	238.4	16	237.3	13	236.8	15	236.3	12	237.4
21	921	Fernando Monje	ESP	Pro	12	Martinet by Alméras	FRA	Porsche 911 GT3 Cup	238.4	7	238.4	12	238.4	13	238.4	19	237.8	10	238.3
22	5	Mathys Jaubert	FRA	Pro	13	TFT Racing	FRA	Porsche 911 GT3 Cup	237.8	16	237.8	17	237.3	14	236.8	7	236.8	9	237.3
23	24	Alexandre Leroy	BEL	Am	4	TFT Racing	FRA	Porsche 911 GT3 Cup	237.8	13	237.3	16	236.8	18	236.8	19	235.8	20	236.9
24	1	Marvin Klein	FRA	Pro	14	TFT Racing	FRA	Porsche 911 GT3 Cup	237.3	9	237.3	13	237.3	18	236.8	5	236.8	6	237.1
25	49	Karim Ajlani	CHE	Am	5	ABM	FRA	Porsche 911 GT3 Cup	237.3	7	236.8	8	235.8	3	235.8	16	235.8	19	236.3
26	56	Frédéric Ancel	FRA	Pro-Am	7	Porsche Lorient Racing	FRA	Porsche 911 GT3 Cup	237.3	3	237.3	9	236.3	7	236.3	8	235.8	10	236.6
27	8	Christian Jaquillard	CHE	Am	6	Racing Technology	FRA	Porsche 911 GT3 Cup	235.8	8	235.8	10	235.8	11	235.8	12	234.7	9	235.6
28	78	Dominique Bastien	USA	Am	7	Speedlover	BEL	Porsche 911 GT3 Cup	234.7	8	233.7	9	233.2	6	232.7	11	232.2	4	233.3



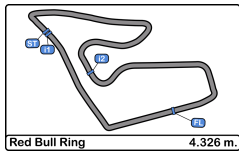


Red Bull Ring
Porsche Carrera Cup France
Race - 1
Fastest Laps Sequence

PORSCHE
CARRERA CUP
FRANCE

Lap	Time of Day	Session Time	N° Driver	Nat	Cat	Team	Nat	Vehicle	Time	Km/h
2	16:09:56.264	3:09.264	1 Marvin Klein	 FRA	Pro	TFT Racing	 FRA	Porsche 911 GT3	1:32.489	168.3
3	16:11:28.354	4:41.354	1 Marvin Klein	 FRA	Pro	TFT Racing	 FRA	Porsche 911 GT3	1:32.090	169.1
5	16:14:32.227	7:45.227	1 Marvin Klein	 FRA	Pro	TFT Racing	 FRA	Porsche 911 GT3	1:31.755	169.7



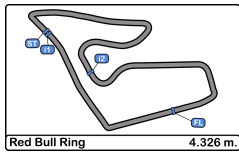


Red Bull Ring
Porsche Carrera Cup France
Race - 1

PORSCHE
CARRERA CUP
FRANCE

Event Best Maximum Speed

N°	Driver	Nat	Cat	Clas	Team	Nat	Vehicle	Km/h	Session
24	Alexandre Leroy		BEL	Am 1	TFT Racing		Porsche 911 GT3	246.0	Private test
77	Jérémy Sarhy		FRA	Pro 1	Racing Technology		Porsche 911 GT3	242.1	Private test
1	Marvin Klein		FRA	Pro 2	TFT Racing		Porsche 911 GT3	242.1	Private test
99	Benjamin Paque		BEL	Pro 3	Forestier Racing CLRT		Porsche 911 GT3	242.1	Free Practice - 1
27	Marlon Hernandez		FRA	Pro 4	ABM		Porsche 911 GT3	242.1	Qualifying
98	Dorian Boccolacci		FRA	Pro 5	Forestier Racing CLRT		Porsche 911 GT3	242.1	Qualifying
59	Maxence Maurice		FRA	Pro-1	IMSA LS Group Performance		Porsche 911 GT3	241.6	Private test
76	Louis Perrot		FRA	Pro 6	IMSA LS Group Performance		Porsche 911 GT3	241.6	Private test
73	Sébastien Poisson		FRA	Am 2	ABM		Porsche 911 GT3	241.6	Free Practice - 1
97	Artem Slutskii		ISR	Pro 7	Target Compétition		Porsche 911 GT3	241.6	Free Practice - 1
7	Jérôme Boullery		FRA	Pro-1	Racing Technology		Porsche 911 GT3	241.0	Free Practice - 1
22	Alessandro Ghiretti		FRA	Pro 8	Martinet by Alméras		Porsche 911 GT3	241.0	Free Practice - 1
53	Arthur Mathieu		FRA	Pro 9	Martinet by Alméras		Porsche 911 GT3	241.0	Qualifying
96	Zakhar Slutskii		ISR	Pro 10	Target Compétition		Porsche 911 GT3	240.5	Private test
2	Marc Guillot		FRA	Pro-1	HERRERO Racing		Porsche 911 GT3	240.5	Private test
12	Ludovic Loeul		FRA	Am 3	Porsche Lorient Racing		Porsche 911 GT3	240.5	Private test
29	Louis Rousset		FRA	Pro 11	Forestier Racing CLRT		Porsche 911 GT3	240.5	Private test
5	Mathys Jaubert		FRA	Pro 12	TFT Racing		Porsche 911 GT3	240.5	Private test
921	Fernando Monje		ESP	Pro 13	Martinet by Alméras		Porsche 911 GT3	240.5	Free Practice - 1
38	Sébastien Dussolliet		FRA	Pro-1	ABM		Porsche 911 GT3	240.5	Qualifying
89	Bashar Mardini		CAN	Pro-1	Tsunami RT		Porsche 911 GT3	240.5	Race - 1
66	Gilles Colombani		FRA	Am 4	Team Clairet Sport		Porsche 911 GT3	240.0	Private test
8	Christian Jaquillard		CHE	Am 5	Racing Technology		Porsche 911 GT3	240.0	Qualifying
56	Frédéric Ancel		FRA	Pro-1	Porsche Lorient Racing		Porsche 911 GT3	239.4	Private test
74	Victor Blugeon		FRA	Pro 14	ABM		Porsche 911 GT3	238.9	Private test
49	Karim Ajlani		CHE	Am 6	ABM		Porsche 911 GT3	238.9	Free Practice - 1
911	Christophe Lapierre		USA	Pro-1	Martinet by Alméras		Porsche 911 GT3	238.9	Qualifying
78	Dominique Bastien		BEL	Am 7	Speedlover		Porsche 911 GT3	238.4	Private test



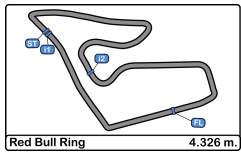
Red Bull Ring
Porsche Carrera Cup France
Race - 1
Lap Chart



LAP

Nr	Pos	Grid	1	2	3	4	5	6	7	8	9	10	11	12	13	14	15	16	17	18	19	20
1	1	1	1	1	1	1	1	1	1	1	1	1	1	1	1	1	1	1	1	1	1	1
76	2	76	5	5	5	5	5	5	5	5	5	5	5	22	22	22	22	22	22	22	98	98
5	3	5	22	22	22	22	22	22	22	22	22	22	22	5	5	5	98	98	98	98	22	22
22	4	22	77	77	77	77	77	77	77	77	77	77	77	77	77	98	5	5	5	5	5	5
77	5	77	96	96	96	96	96	76	76	76	76	76	76	98	98	77	77	77	77	77	77	77
97	6	97	76	76	76	76	76	29	29	29	98	98	98	76	76	76	76	29	29	29	29	29
29	7	29	29	97	97	97	97	27	27	98	29	29	29	29	29	29	29	99	99	99	99	99
96	8	96	97	29	29	29	29	98	98	27	27	27	27	27	27	27	99	27	27	27	27	27
27	9	27	27	27	27	27	7	7	7	7	7	7	99	99	99	99	27	76	7	7	7	7
7	10	7	7	7	7	7	98	2	2	2	99	99	7	7	7	7	7	2	2	2	2	2
74	11	74	2	2	2	98	7	96	99	99	2	2	2	2	2	2	2	38	38	38	38	38
89	12	89	38	38	98	2	2	99	38	38	38	38	38	38	38	38	38	89	89	89	89	89
2	13	2	53	53	38	38	38	97	89	89	89	89	89	89	89	89	89	74	74	74	74	74
53	14	53	73	89	53	53	99	38	53	53	53	53	53	53	53	53	53	74	53	53	53	76
921	15	921	89	98	89	99	53	89	921	921	921	921	921	921	921	74	74	53	76	76	76	921
38	16	38	98	99	99	89	89	53	911	911	911	911	74	74	74	921	921	921	921	921	921	59
59	17	59	921	73	73	73	921	921	74	74	74	74	911	911	911	911	911	59	59	59	59	911
73	18	73	99	921	921	921	73	911	59	59	59	59	59	59	59	59	59	911	911	911	97	97
911	19	911	911	911	911	911	74	73	73	73	73	73	73	73	73	73	73	73	73	73	97	96
49	20	49	59	59	59	59	74	59	49	49	49	49	96	96	96	96	96	97	97	97	96	73
66	21	66	56	56	74	74	59	73	12	12	12	12	97	97	97	97	97	96	96	96	73	49
24	22	24	74	74	24	49	49	49	24	96	96	96	12	12	12	49	49	49	49	49	49	12
8	23	8	24	24	49	12	12	12	96	97	97	97	49	49	49	12	12	12	12	12	12	24
78	24	78	49	49	12	24	24	24	97	24	24	24	24	24	24	24	24	24	24	24	24	56
98	25	98	12	12	78	78	78	78	66	66	66	66	56	56	56	56	56	56	56	56	56	8
99	26	99	78	78	66	66	66	66	8	8	56	56	66	66	66	66	66	8	8	8	8	66
12	27	12	8	66	8	8	8	8	78	56	8	8	8	8	8	8	8	66	66	66	66	
56	28	56	66	8	56	56	56	56	56	78	78	78	78	78	78	78	78	78	78	78	78	78

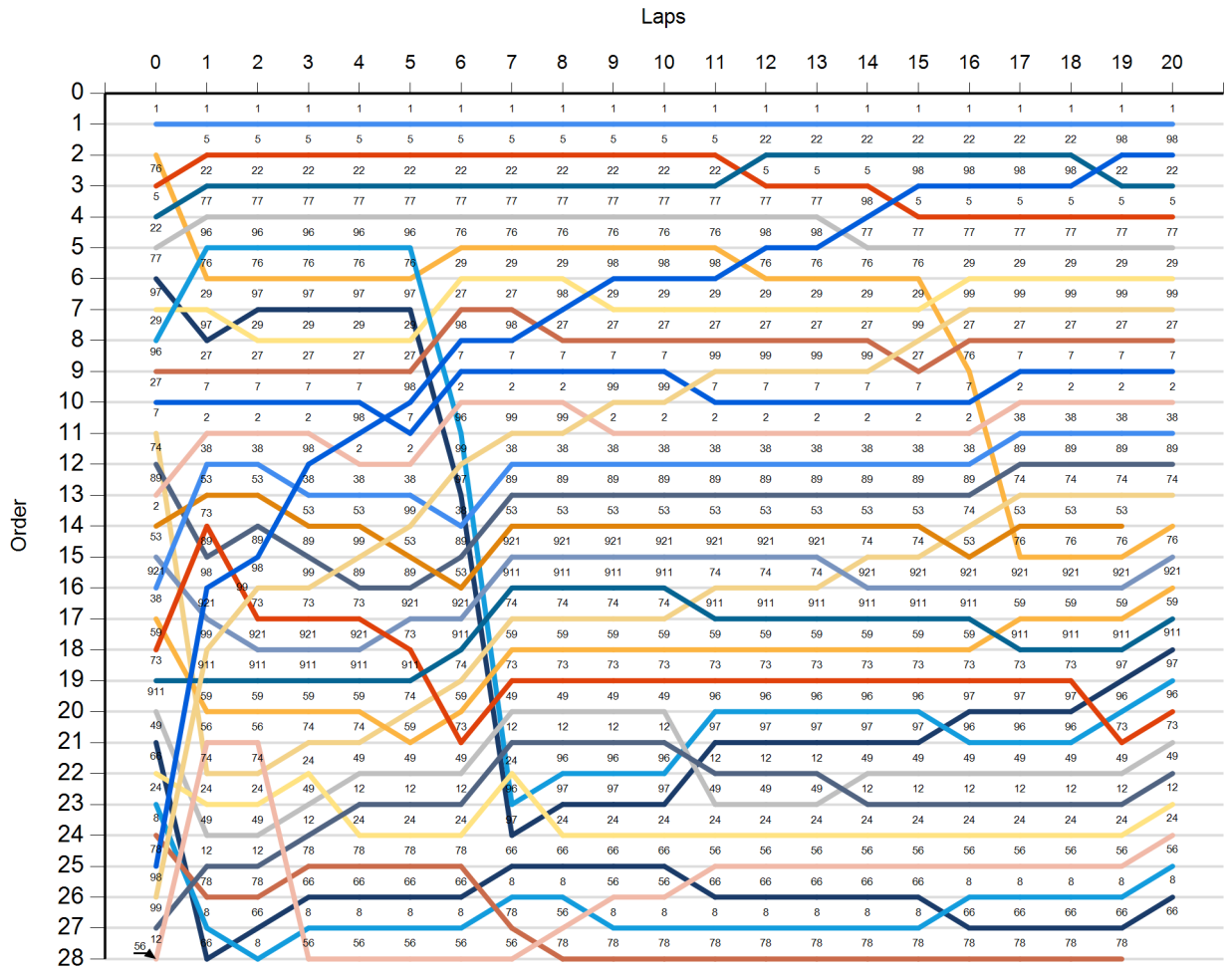


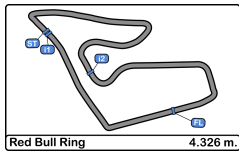


Red Bull Ring
Porsche Carrera Cup France
Race - 1
Graphic Lap Chart



- 1
- 76
- 5
- 22
- 77
- 97
- 29
- 96
- 27
- 7
- 74
- 89
- 2
- 53
- 921
- 38
- 59
- 73
- 911
- 49
- 66
- 24
- 8
- 78
- 98
- 99
- 12
- 56



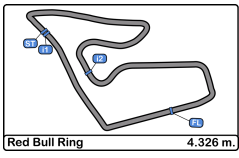


Red Bull Ring
Porsche Carrera Cup France
Race - 1
Pit Stop Analysis

PORSCHE
CARRERA CUP
FRANCE

Or d.	Nr.	In Day Time	Driver	Nat	Cat	Team	Nat	Vehicle	In Time	Stop N°	Pit Time	Handicap	Dif.
1	96	16:16:12.335	Zakhar Slutsii		Pro	Target Compétition		Porsche 911 GT3 Cup	9:25.666	1	21.911		
2	97	16:16:13.045	Artem Slutsii		Pro	Target Compétition		Porsche 911 GT3 Cup	9:26.376	1	21.908		
3	76	16:31:39.205	Louis Perrot		Pro	IMSA LS Group		Porsche 911 GT3 Cup	24:52.536	1	21.933		

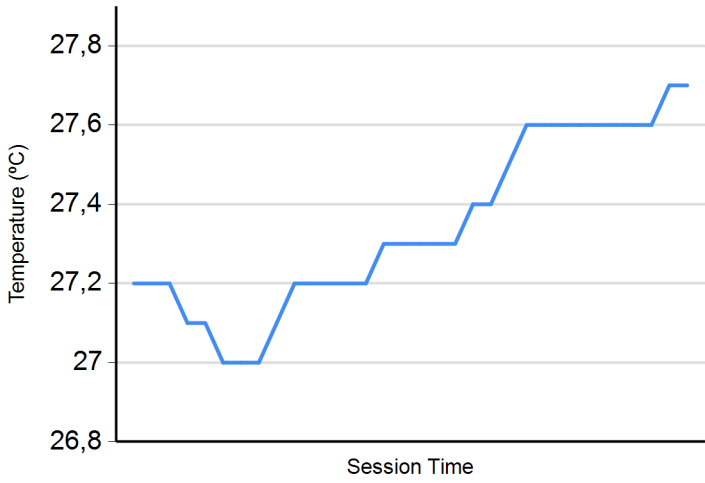




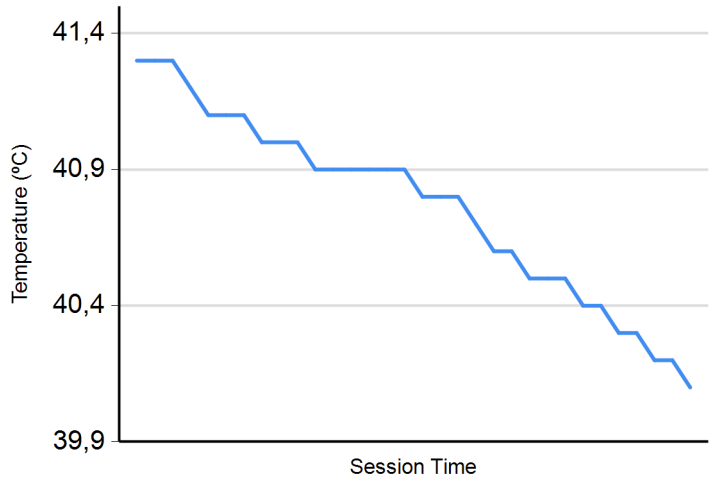
Red Bull Ring
Porsche Carrera Cup France
Race - 1
Weather Report



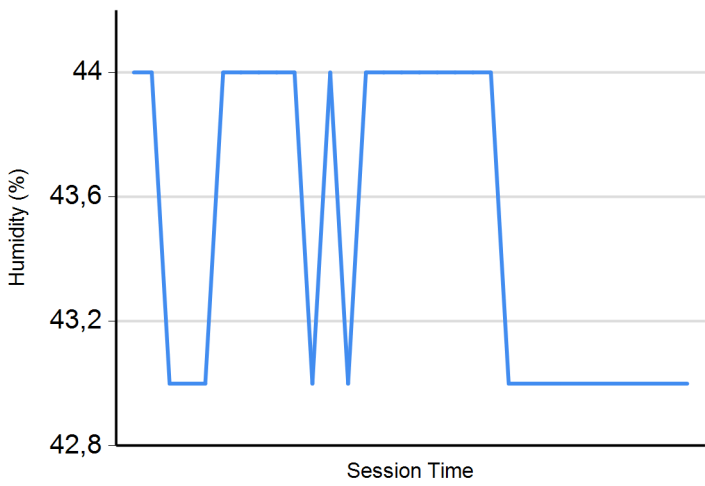
Air Temperature



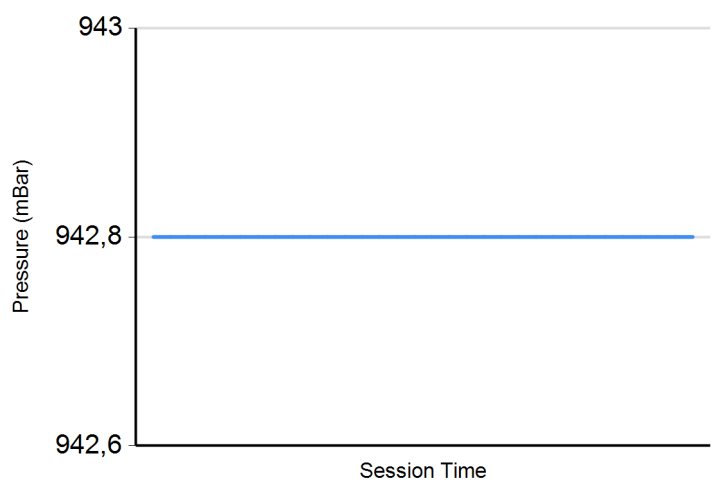
Track Temperature



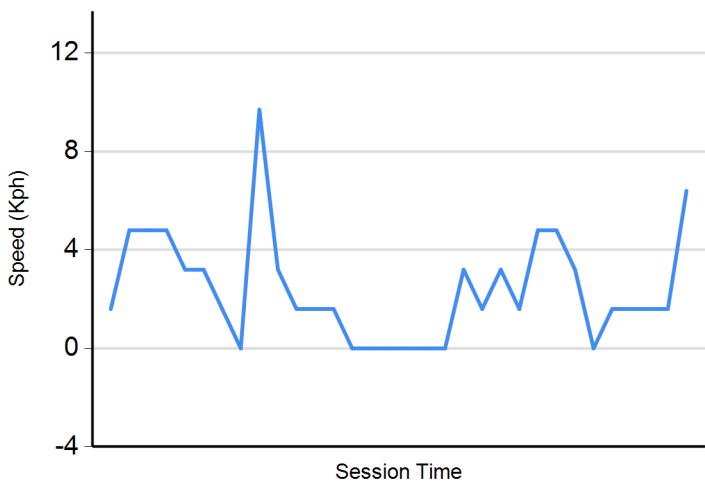
Humidity



Pressure



Wind Speed



Wind direction

