

Red Bull Ring
Porsche Carrera Cup France
Qualifying
Provisional Results



Clas	Nº	Driver	Nat	Cat	Clas	Team	Nat	Vehicle	Laps	Best	Time	Gap	Interval	Km/h
1	98	Dorian Bocolacci	FRA	Pro	1	Forestier Racing CLRT	FRA	Porsche 911 GT3 Cup	15	12	1:30.422			172.2
2	99	Benjamin Paque	BEL	Pro	2	Forestier Racing CLRT	FRA	Porsche 911 GT3 Cup	16	14	1:30.511	0.089	0.089	172.0
3	1	Marvin Klein	FRA	Pro	3	TFT Racing	FRA	Porsche 911 GT3 Cup	15	11	1:30.615	0.193	0.104	171.8
4	76	Louis Perrot	FRA	Pro	4	IMSA LS Group Performance	FRA	Porsche 911 GT3 Cup	17	14	1:30.872	0.450	0.257	171.3
5	5	Mathys Jaubert	FRA	Pro	5	TFT Racing	FRA	Porsche 911 GT3 Cup	15	5	1:30.921	0.499	0.049	171.2
6	22	Alessandro Ghiretti	FRA	Pro	6	Martinet by Alméras	FRA	Porsche 911 GT3 Cup	14	11	1:30.950	0.528	0.029	171.2
7	77	Jérémy Sarhy	FRA	Pro	7	Racing Technology	FRA	Porsche 911 GT3 Cup	18	16	1:30.965	0.543	0.015	171.2
8	97	Artem Slutskii	ISR	Pro	8	Target Compétition	ITA	Porsche 911 GT3 Cup	15	13	1:31.144	0.722	0.179	170.8
9	29	Louis Rousset	FRA	Pro	9	Forestier Racing CLRT	FRA	Porsche 911 GT3 Cup	15	13	1:31.344	0.922	0.200	170.4
10	96	Zakhar Slutskii	ISR	Pro	10	Target Compétition	ITA	Porsche 911 GT3 Cup	15	12	1:31.362	0.940	0.018	170.4
11	27	Marlon Hernandez	FRA	Pro	11	ABM	FRA	Porsche 911 GT3 Cup	15	12	1:31.506	1.084	0.144	170.1
12	7	Jérôme Boullery	FRA	Pro-Am	1	Racing Technology	FRA	Porsche 911 GT3 Cup	17	15	1:31.523	1.101	0.017	170.1
13	74	Victor Blugeon	FRA	Pro	12	ABM	FRA	Porsche 911 GT3 Cup	15	11	1:31.583	1.161	0.060	170.0
14	89	Bashar Mardini	CAN	Pro-Am	2	Tsunami RT	ITA	Porsche 911 GT3 Cup	16	15	1:31.629	1.207	0.046	169.9
15	2	Marc Guillot	FRA	Pro-Am	3	HERRERO Racing	FRA	Porsche 911 GT3 Cup	18	14	1:31.691	1.269	0.062	169.8
16	53	Arthur Mathieu	FRA	Pro	13	Martinet by Alméras	FRA	Porsche 911 GT3 Cup	16	12	1:31.798	1.376	0.107	169.6
17	921	Fernando Monje	ESP	Pro	14	Martinet by Alméras	FRA	Porsche 911 GT3 Cup	15	13	1:31.825	1.403	0.027	169.6
18	38	Sébastien Dussollet	FRA	Pro-Am	4	ABM	FRA	Porsche 911 GT3 Cup	14	13	1:31.880	1.458	0.055	169.4
19	59	Maxence Maurice	FRA	Pro-Am	5	IMSA LS Group Performance	FRA	Porsche 911 GT3 Cup	16	14	1:32.030	1.608	0.150	169.2
20	73	Sébastien Poisson	FRA	Am	1	ABM	FRA	Porsche 911 GT3 Cup	14	11	1:32.070	1.648	0.040	169.1
21	12	Ludovic Loeul	FRA	Am	2	Porsche Lorient Racing	FRA	Porsche 911 GT3 Cup	17	14	1:32.291	1.869	0.221	168.7
22	56	Frédéric Ancel	FRA	Pro-Am	6	Porsche Lorient Racing	FRA	Porsche 911 GT3 Cup	17	15	1:32.390	1.968	0.099	168.5
23	911	Christophe Lapierre	FRA	Pro-Am	7	Martinet by Alméras	FRA	Porsche 911 GT3 Cup	16	12	1:32.448	2.026	0.058	168.4
24	49	Karim Ajlani	CHE	Am	3	ABM	FRA	Porsche 911 GT3 Cup	18	17	1:32.960	2.538	0.512	167.5
25	66	Gilles Colombani	FRA	Am	4	Team Clairet Sport	FRA	Porsche 911 GT3 Cup	17	14	1:33.661	3.239	0.701	166.2
26	24	Alexandre Leroy	BEL	Am	5	TFT Racing	FRA	Porsche 911 GT3 Cup	17	14	1:33.664	3.242	0.003	166.2
27	8	Christian Jaquillard	CHE	Am	6	Racing Technology	FRA	Porsche 911 GT3 Cup	17	8	1:33.787	3.365	0.123	166.0
28	78	Dominique Bastien	USA	Am	7	Speedlover	BEL	Porsche 911 GT3 Cup	15	8	1:35.545	5.123	1.758	162.9

*** PENALTIES**

CARS #1 - #7 - #8 - #22 - #24 - #27 - #29 - #49 - #53 - #59 - #73 - #76 - #77 - #78 - #96 - #911 SOME LAP TIMES DELETED DUE TRACK LIMITS

Published at:.....

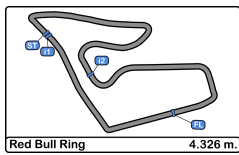
Track Temp: 27.2 °C Air Temp: 17.9 °C Humidity: 71 % Track Status: DRY

Race Director:

Timekeeper:

Luis Garcia
 JOB-1605-ESP/M





Red Bull Ring
Porsche Carrera Cup France
Qualifying
Provisional Results by Category



Pro														
Clas	Nº	Driver	Nat	Cat	Clas	Team	Nat	Vehicle	Laps	Best	Time	Gap	Interval	Km/h
1	98	Dorian Boccolacci	FRA	Pro	1	Forestier Racing CLRT	FRA	Porsche 911 GT3 Cup	15	12	1:30.422			172.2
2	99	Benjamin Paque	BEL	Pro	2	Forestier Racing CLRT	FRA	Porsche 911 GT3 Cup	16	14	1:30.511	0.089	0.089	172.0
3	1	Marvin Klein	FRA	Pro	3	TFT Racing	FRA	Porsche 911 GT3 Cup	15	11	1:30.615	0.193	0.104	171.8
4	76	Louis Perrot	FRA	Pro	4	IMSA LS Group Performance	FRA	Porsche 911 GT3 Cup	17	14	1:30.872	0.450	0.257	171.3
5	5	Mathys Jaubert	FRA	Pro	5	TFT Racing	FRA	Porsche 911 GT3 Cup	15	5	1:30.921	0.499	0.049	171.2
6	22	Alessandro Ghiretti	FRA	Pro	6	Martinet by Alméras	FRA	Porsche 911 GT3 Cup	14	11	1:30.950	0.528	0.029	171.2
7	77	Jérémy Sarhy	FRA	Pro	7	Racing Technology	FRA	Porsche 911 GT3 Cup	18	16	1:30.965	0.543	0.015	171.2
8	97	Artem Slutskii	ISR	Pro	8	Target Compétition	ITA	Porsche 911 GT3 Cup	15	13	1:31.144	0.722	0.179	170.8
9	29	Louis Rousset	FRA	Pro	9	Forestier Racing CLRT	FRA	Porsche 911 GT3 Cup	15	13	1:31.344	0.922	0.200	170.4
10	96	Zakhar Slutskii	ISR	Pro	10	Target Compétition	ITA	Porsche 911 GT3 Cup	15	12	1:31.362	0.940	0.018	170.4
11	27	Marlon Hernandez	FRA	Pro	11	ABM	FRA	Porsche 911 GT3 Cup	15	12	1:31.506	1.084	0.144	170.1
12	74	Victor Blugeon	FRA	Pro	12	ABM	FRA	Porsche 911 GT3 Cup	15	11	1:31.583	1.161	0.077	170.0
13	53	Arthur Mathieu	FRA	Pro	13	Martinet by Alméras	FRA	Porsche 911 GT3 Cup	16	12	1:31.798	1.376	0.215	169.6
14	921	Fernando Monje	ESP	Pro	14	Martinet by Alméras	FRA	Porsche 911 GT3 Cup	15	13	1:31.825	1.403	0.027	169.6

Pro-Am														
Clas	Nº	Driver	Nat	Cat	Clas	Team	Nat	Vehicle	Laps	Best	Time	Gap	Interval	Km/h
1	7	Jérôme Boullery	FRA	Pro-Am	1	Racing Technology	FRA	Porsche 911 GT3 Cup	17	15	1:31.523			170.1
2	89	Bashar Mardini	CAN	Pro-Am	2	Tsunami RT	ITA	Porsche 911 GT3 Cup	16	15	1:31.629	0.106	0.106	169.9
3	2	Marc Guillot	FRA	Pro-Am	3	HERRERO Racing	FRA	Porsche 911 GT3 Cup	18	14	1:31.691	0.168	0.062	169.8
4	38	Sébastien Dussollet	FRA	Pro-Am	4	ABM	FRA	Porsche 911 GT3 Cup	14	13	1:31.880	0.357	0.189	169.4
5	59	Maxence Maurice	FRA	Pro-Am	5	IMSA LS Group Performance	FRA	Porsche 911 GT3 Cup	16	14	1:32.030	0.507	0.150	169.2
6	56	Frédéric Ancel	FRA	Pro-Am	6	Porsche Lorient Racing	FRA	Porsche 911 GT3 Cup	17	15	1:32.390	0.867	0.360	168.5
7	911	Christophe Lapiere	FRA	Pro-Am	7	Martinet by Alméras	FRA	Porsche 911 GT3 Cup	16	12	1:32.448	0.925	0.058	168.4

Am														
Clas	Nº	Driver	Nat	Cat	Clas	Team	Nat	Vehicle	Laps	Best	Time	Gap	Interval	Km/h
1	73	Sébastien Poisson	FRA	Am	1	ABM	FRA	Porsche 911 GT3 Cup	14	11	1:32.070			169.1
2	12	Ludovic Loeul	FRA	Am	2	Porsche Lorient Racing	FRA	Porsche 911 GT3 Cup	17	14	1:32.291	0.221	0.221	168.7
3	49	Karim Ajlani	CHE	Am	3	ABM	FRA	Porsche 911 GT3 Cup	18	17	1:32.960	0.890	0.669	167.5
4	66	Gilles Colombani	FRA	Am	4	Team Clairet Sport	FRA	Porsche 911 GT3 Cup	17	14	1:33.661	1.591	0.701	166.2
5	24	Alexandre Leroy	BEL	Am	5	TFT Racing	FRA	Porsche 911 GT3 Cup	17	14	1:33.664	1.594	0.003	166.2
6	8	Christian Jaquillard	CHE	Am	6	Racing Technology	FRA	Porsche 911 GT3 Cup	17	8	1:33.787	1.717	0.123	166.0
7	78	Dominique Bastien	USA	Am	7	Speedlover	BEL	Porsche 911 GT3 Cup	15	8	1:35.545	3.475	1.758	162.9

*** PENALTIES**

CARS #1 - #7 - #8 - #22 - #24 - #27 - #29 - #49 - #53 - #59 - #73 - #76 - #77 - #78 - #96 - #911 SOME LAP TIMES DELETED DUE TRACK LIMITS

Published at:.....

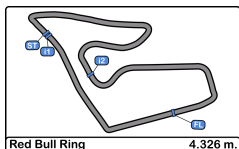
Track Temp: 27.2 °C Air Temp: 17.9 °C Humidity: 71 % Track Status: DRY

Race Director:

Timekeeper:

Luis Garcia
 JOB-1605-ESP/M





Red Bull Ring
Porsche Carrera Cup France
Qualifying
Provisional Results by Class



Clas	Nº	Driver	Nat	Cat	Clas	Team	Nat	Vehicle	Laps	Best	Time	Gap	Interval	Km/h
1	98	Dorian Bocolacci	FRA			Forestier Racing CLRT	FRA	Porsche 911 GT3 Cup	15	12	1:30.422			172.2
2	1	Marvin Klein	FRA			TFT Racing	FRA	Porsche 911 GT3 Cup	15	11	1:30.615	0.193	0.193	171.8
3	76	Louis Perrot	FRA			IMSA LS Group Performance	FRA	Porsche 911 GT3 Cup	17	14	1:30.872	0.450	0.257	171.3
4	22	Alessandro Ghiretti	FRA			Martinet by Alméras	FRA	Porsche 911 GT3 Cup	14	11	1:30.950	0.528	0.078	171.2
5	77	Jérémy Sarhy	FRA			Racing Technology	FRA	Porsche 911 GT3 Cup	18	16	1:30.965	0.543	0.015	171.2
6	97	Artem Slutskii	ISR			Target Compétition	ITA	Porsche 911 GT3 Cup	15	13	1:31.144	0.722	0.179	170.8
7	96	Zakhar Slutskii	ISR			Target Compétition	ITA	Porsche 911 GT3 Cup	15	12	1:31.362	0.940	0.218	170.4
8	7	Jérôme Boullery	FRA			Racing Technology	FRA	Porsche 911 GT3 Cup	17	15	1:31.523	1.101	0.161	170.1
9	74	Victor Blugeon	FRA			ABM	FRA	Porsche 911 GT3 Cup	15	11	1:31.583	1.161	0.060	170.0
10	89	Bashar Mardini	CAN			Tsunami RT	ITA	Porsche 911 GT3 Cup	16	15	1:31.629	1.207	0.046	169.9
11	2	Marc Guillot	FRA			HERRERO Racing	FRA	Porsche 911 GT3 Cup	18	14	1:31.691	1.269	0.062	169.8
12	53	Arthur Mathieu	FRA			Martinet by Alméras	FRA	Porsche 911 GT3 Cup	16	12	1:31.798	1.376	0.107	169.6
13	921	Fernando Monje	ESP			Martinet by Alméras	FRA	Porsche 911 GT3 Cup	15	13	1:31.825	1.403	0.027	169.6
14	38	Sébastien Dussolliet	FRA			ABM	FRA	Porsche 911 GT3 Cup	14	13	1:31.880	1.458	0.055	169.4
15	59	Maxence Maurice	FRA			IMSA LS Group Performance	FRA	Porsche 911 GT3 Cup	16	14	1:32.030	1.608	0.150	169.2
16	73	Sébastien Poisson	FRA			ABM	FRA	Porsche 911 GT3 Cup	14	11	1:32.070	1.648	0.040	169.1
17	12	Ludovic Loeul	FRA			Porsche Lorient Racing	FRA	Porsche 911 GT3 Cup	17	14	1:32.291	1.869	0.221	168.7
18	56	Frédéric Ancel	FRA			Porsche Lorient Racing	FRA	Porsche 911 GT3 Cup	17	15	1:32.390	1.968	0.099	168.5
19	911	Christophe Lapierre	FRA			Martinet by Alméras	FRA	Porsche 911 GT3 Cup	16	12	1:32.448	2.026	0.058	168.4
20	49	Karim Ajlani	CHE			ABM	FRA	Porsche 911 GT3 Cup	18	17	1:32.960	2.538	0.512	167.5
21	66	Gilles Colombani	FRA			Team Clairet Sport	FRA	Porsche 911 GT3 Cup	17	14	1:33.661	3.239	0.701	166.2
22	24	Alexandre Leroy	BEL			TFT Racing	FRA	Porsche 911 GT3 Cup	17	14	1:33.664	3.242	0.003	166.2
23	8	Christian Jaquillard	CHE			Racing Technology	FRA	Porsche 911 GT3 Cup	17	8	1:33.787	3.365	0.123	166.0
24	78	Dominique Bastien	USA			Speedlover	BEL	Porsche 911 GT3 Cup	15	8	1:35.545	5.123	1.758	162.9

Rookie

Clas	Nº	Driver	Nat	Cat	Clas	Team	Nat	Vehicle	Laps	Best	Time	Gap	Interval	Km/h
1	99	Benjamin Paque	BEL	R	1	Forestier Racing CLRT	FRA	Porsche 911 GT3 Cup	16	14	1:30.511			172.0
2	5	Mathys Jaubert	FRA	R	2	TFT Racing	FRA	Porsche 911 GT3 Cup	15	5	1:30.921	0.410	0.410	171.2
3	29	Louis Rousset	FRA	R	3	Forestier Racing CLRT	FRA	Porsche 911 GT3 Cup	15	13	1:31.344	0.833	0.423	170.4
4	27	Marlon Hernandez	FRA	R	4	ABM	FRA	Porsche 911 GT3 Cup	15	12	1:31.506	0.995	0.162	170.1

*** PENALTIES**

CARS #1 - #7 - #8 - #22 - #24 - #27 - #29 - #49 - #53 - #59 - #73 - #76 - #77 - #78 - #96 - #911 SOME LAP TIMES DELETED DUE TRACK LIMITS

Published at:.....

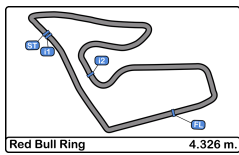
Track Temp: 27.2 °C Air Temp: 17.9 °C Humidity: 71 % Track Status: DRY

Race Director:

Timekeeper:

Luis Garcia
 JOB-1605-ESP/M





Red Bull Ring
Porsche Carrera Cup France
Qualifying



Provisional 2 Fastest Lap Results

Clas	Nº	Driver	Nat	Cat	Clas	Team	Nat	Vehicle	Laps	Best	Time	Gap	Interval	Km/h
1	98	Dorian Bocolacci	FRA	Pro	1	Forestier Racing CLRT	FRA	Porsche 911 GT3 Cup	15	13	1:30.524			172.2
2	99	Benjamin Paque	BEL	Pro	2	Forestier Racing CLRT	FRA	Porsche 911 GT3 Cup	16	15	1:30.549	0.025	0.025	172.0
3	1	Marvin Klein	FRA	Pro	3	TFT Racing	FRA	Porsche 911 GT3 Cup	15	14	1:30.851	0.327	0.302	171.8
4	76	Louis Perrot	FRA	Pro	4	IMSA LS Group Performance	FRA	Porsche 911 GT3 Cup	17	16	1:30.961	0.437	0.110	171.3
5	22	Alessandro Ghiretti	FRA	Pro	5	Martinet by Alméras	FRA	Porsche 911 GT3 Cup	14	10	1:31.043	0.519	0.082	171.2
6	5	Mathys Jaubert	FRA	Pro	6	TFT Racing	FRA	Porsche 911 GT3 Cup	15	13	1:31.051	0.527	0.008	171.2
7	77	Jérémy Sarhy	FRA	Pro	7	Racing Technology	FRA	Porsche 911 GT3 Cup	18	14	1:31.215	0.691	0.164	171.2
8	97	Artem Slutskii	ISR	Pro	8	Target Compétition	ITA	Porsche 911 GT3 Cup	15	14	1:31.255	0.731	0.040	170.8
9	29	Louis Rousset	FRA	Pro	9	Forestier Racing CLRT	FRA	Porsche 911 GT3 Cup	15	11	1:31.351	0.827	0.096	170.4
10	96	Zakhar Slutskii	ISR	Pro	10	Target Compétition	ITA	Porsche 911 GT3 Cup	15	6	1:31.586	1.062	0.235	170.4
11	27	Marlon Hernandez	FRA	Pro	11	ABM	FRA	Porsche 911 GT3 Cup	15	11	1:31.610	1.086	0.024	170.1
12	74	Victor Blugeon	FRA	Pro	12	ABM	FRA	Porsche 911 GT3 Cup	15	4	1:31.715	1.191	0.105	170.0
13	2	Marc Guillot	FRA	Pro-Am	1	HERRERO Racing	FRA	Porsche 911 GT3 Cup	18	15	1:31.793	1.269	0.078	169.8
14	89	Bashar Mardini	CAN	Pro-Am	2	Tsunami RT	ITA	Porsche 911 GT3 Cup	16	5	1:31.849	1.325	0.056	169.9
15	7	Jérôme Boullery	FRA	Pro-Am	3	Racing Technology	FRA	Porsche 911 GT3 Cup	17	8	1:31.865	1.341	0.016	170.1
16	921	Fernando Monje	ESP	Pro	13	Martinet by Alméras	FRA	Porsche 911 GT3 Cup	15	14	1:31.958	1.434	0.093	169.6
17	53	Arthur Mathieu	FRA	Pro	14	Martinet by Alméras	FRA	Porsche 911 GT3 Cup	16	14	1:31.996	1.472	0.038	169.6
18	59	Maxence Maurice	FRA	Pro-Am	4	IMSA LS Group Performance	FRA	Porsche 911 GT3 Cup	16	12	1:32.123	1.599	0.127	169.2
19	73	Sébastien Poisson	FRA	Am	1	ABM	FRA	Porsche 911 GT3 Cup	14	12	1:32.136	1.612	0.013	169.1
20	38	Sébastien Dussollet	FRA	Pro-Am	5	ABM	FRA	Porsche 911 GT3 Cup	14	12	1:32.192	1.668	0.056	169.4
21	911	Christophe Lapierre	FRA	Pro-Am	6	Martinet by Alméras	FRA	Porsche 911 GT3 Cup	16	13	1:32.449	1.925	0.257	168.4
22	12	Ludovic Loeul	FRA	Am	2	Porsche Lorient Racing	FRA	Porsche 911 GT3 Cup	17	13	1:32.565	2.041	0.116	168.7
23	56	Frédéric Ancel	FRA	Pro-Am	7	Porsche Lorient Racing	FRA	Porsche 911 GT3 Cup	17	16	1:32.785	2.261	0.220	168.5
24	49	Karim Ajlani	CHE	Am	3	ABM	FRA	Porsche 911 GT3 Cup	18	9	1:33.380	2.856	0.595	167.5
25	66	Gilles Colombani	FRA	Am	4	Team Clairet Sport	FRA	Porsche 911 GT3 Cup	17	6	1:33.717	3.193	0.337	166.2
26	24	Alexandre Leroy	BEL	Am	5	TFT Racing	FRA	Porsche 911 GT3 Cup	17	5	1:34.049	3.525	0.332	166.2
27	8	Christian Jaquillard	CHE	Am	6	Racing Technology	FRA	Porsche 911 GT3 Cup	17	12	1:34.391	3.867	0.342	166.0
28	78	Dominique Bastien	USA	Am	7	Speedlover	BEL	Porsche 911 GT3 Cup	15	14	1:36.506	5.982	2.115	162.9

*** PENALTIES**

CARS #1 - #7 - #8 - #22 - #24 - #27 - #29 - #49 - #53 - #59 - #73 - #76 - #77 - #78 - #96 - #911 SOME LAP TIMES DELETED DUE TRACK LIMITS

Published at:.....

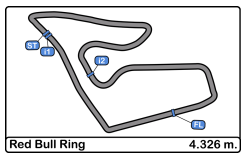
Track Temp: 27.2 °C Air Temp: 17.9 °C Humidity: 71 % Track Status: DRY

Race Director:

Timekeeper:

Luis Garcia
 JOB-1605-ESP/M





Red Bull Ring
Porsche Carrera Cup France
Qualifying
Lap Analysis



1 Pro Marvin Klein Porsche 911 GT3 Cup							5 Pro Mathys Jaubert Porsche 911 GT3 Cup								
Lap	D	Time	Sector 1	Sector 2	Sector 3	T. Spd	Elapsed	Lap	D	Time	Sector 1	Sector 2	Sector 3	T. Spd	Elapsed
1		10:12:21.164			10:12:21.164		10:12:21.164	1		10:12:07.946	10:10:40.804	53.517	33.625	168.2	10:12:07.946
2		1:38.548			10:13:59.712		10:13:59.712	2		1:44.611	28.984	45.749	29.878	186.5	10:13:52.557
3		1:31.963			10:15:31.675		10:15:31.675	3		1:34.445	22.924	41.191	30.330	236.8	10:15:27.002
4		1:31.206			10:17:02.881		10:17:02.881	4		1:31.452	22.499	40.640	28.313	238.9	10:16:58.454
5		1:31.220			10:18:34.101		10:18:34.101	5		1:30.921	22.414	40.379	28.128	239.4	10:18:29.375
6		1:31.253			10:20:05.354		10:20:05.354	6		1:31.448	22.436	40.701	28.311	239.4	10:20:00.823
7		1:44.710 P			10:21:50.064		10:21:50.064	7		1:43.372 P	22.719	43.772	36.881	198.1	10:21:44.195
8		9:12.166	7:54.539	47.603	30.024	180.9	10:31:02.230	8		9:16.490	8:00.775	45.044	30.671	194.9	10:31:00.685
9		1:37.859	23.035	43.082	31.742	235.2	10:32:40.089	9		1:37.517	23.598	42.739	31.180	232.2	10:32:38.202
10		1:35.556	22.493	41.073	31.990	238.9	10:34:15.645	10		1:35.684	22.616	40.959	32.109	237.3	10:34:13.886
11		1:30.615	22.337	40.265	28.013	240.5	10:35:46.260	11		1:31.582	22.459	40.456	28.667	240.0	10:35:45.468
12		1:31.969	22.311	40.585	29.073	241.0	10:37:18.229	12		1:31.643	22.353	40.438	28.852	240.0	10:37:17.111
13		1:33.253	23.083	41.205	28.965	237.8	10:38:51.482	13		1:31.051	22.424	40.390	28.237	238.4	10:38:48.162
14		1:30.851	22.368	40.231	28.252	240.5	10:40:22.333	14		1:31.083	22.503	40.346	28.234	238.4	10:40:19.245
15		2:18.766 P	29.558	57.934	51.274	120.5	10:42:41.099	15		2:19.270 P	31.314	57.619	50.337	123.4	10:42:38.515

2 Pro-Am Marc Guillot Porsche 911 GT3 Cup							7 Pro-Am Jérôme Boullery Porsche 911 GT3 Cup								
Lap	D	Time	Sector 1	Sector 2	Sector 3	T. Spd	Elapsed	Lap	D	Time	Sector 1	Sector 2	Sector 3	T. Spd	Elapsed
1		10:12:23.683	10:10:52.793	52.654	38.236	176.7	10:12:23.683	1		10:12:37.380	10:11:09.948	51.858	35.574	140.2	10:12:37.380
2		1:39.820	24.247	44.113	31.460	199.2	10:14:03.503	2		1:42.196	24.885	47.046	30.265	205.7	10:14:19.576
3		1:35.006	22.903	42.814	29.289	239.4	10:15:38.509	3		1:34.227	23.249	42.103	28.875	233.7	10:15:53.803
4		1:33.754	23.144	41.413	29.197	235.2	10:17:12.263	4		1:32.902	22.932	41.276	28.694	237.8	10:17:26.705
5		1:32.838	22.902	41.053	28.883	236.3	10:18:45.101	5		1:32.198	22.799	40.941	28.458	238.4	10:18:58.903
6		1:32.595	22.756	40.927	28.912	238.4	10:20:17.696	6		1:32.896	22.677	40.837	29.382	239.4	10:20:31.799
7		1:32.393	22.859	40.717	28.817	237.8	10:21:50.089	7		1:31.968	22.661	40.617	28.690	238.9	10:22:03.767
8		1:48.396 P	23.090	44.383	40.923	207.6	10:23:38.485	8		1:31.865	22.667	40.667	28.531	239.4	10:23:35.632
9		5:09.229	3:52.458	45.916	30.855	173.6	10:28:47.714	9		1:42.726 P	22.536	40.809	39.381	238.9	10:25:18.358
10		1:41.331	24.169	45.855	31.307	213.0	10:30:29.045	10		3:13.363	1:52.884	48.178	32.301	165.3	10:28:31.721
11		1:47.963	24.394	49.228	34.341	168.2	10:32:17.008	11		1:38.345	25.889	43.178	29.278	225.9	10:30:10.066
12		1:36.292	22.844	44.443	29.005	236.8	10:33:53.300	12		1:37.367	23.018	43.072	31.277	208.4	10:31:47.433
13		1:32.803	22.662	40.941	29.200	238.9	10:35:26.103	13		1:32.020	22.666	40.773	28.581	240.0	10:33:19.453
14		1:31.691	22.571	40.728	28.392	239.4	10:36:57.794	14		1:31.914	22.641	40.827	28.446	240.0	10:34:51.367
15		1:31.793	22.506	40.694	28.593	239.4	10:38:29.587	15		1:31.523	22.397	40.800	28.326	240.5	10:36:22.890
16		1:31.847	22.638	40.690	28.519	238.4	10:40:01.434	16		1:31.443	22.397	40.480	28.566	240.0	10:37:54.333
17		1:32.155	22.566	40.798	28.791	239.4	10:41:33.589	17		1:43.156 P	22.439	40.713	40.004	240.5	10:39:37.489
18		2:18.308 P	42.384	53.877	42.047	76.9	10:43:51.897								





Red Bull Ring
Porsche Carrera Cup France
Qualifying
Lap Analysis



8

Christian Jaquillard

Porsche 911 GT3 Cup

22

Alessandro Ghiretti

Porsche 911 GT3 Cup

Am

Racing Technology

Pro

Martinet by Alméras

Lap	D	Time	Sector 1	Sector 2	Sector 3	T. Spd	Elapsed	Lap	D	Time	Sector 1	Sector 2	Sector 3	T. Spd	Elapsed
1		10:13:03.295	10:11:32.686	55.552	35.057	154.9	10:13:03.295	1		10:15:23.137	10:14:06.055	46.672	30.410	207.6	10:15:23.137
2		1:45.435	27.016	46.771	31.648	195.2	10:14:48.730	2		1:41.502	24.059	45.921	31.522	211.7	10:17:04.639
3		1:39.724	24.875	44.203	30.646	225.9	10:16:28.454	3		1:34.576	22.643	40.629	28.304	238.9	10:18:36.215
4		1:35.999	23.262	43.062	29.675	230.7	10:18:04.453	4		1:31.225	22.540	40.476	28.209	240.0	10:20:07.440
5		1:35.009	23.452	42.025	29.532	238.4	10:19:39.462	5		1:31.195	22.476	40.344	28.375	240.0	10:21:38.635
6		1:34.691	23.208	41.735	29.748	237.8	10:21:14.153	6		1:31.362	22.503	40.460	28.399	239.4	10:23:09.997
7		1:34.818	23.132	42.028	29.658	237.3	10:22:48.971	7		1:40.148 P	22.590	41.225	36.333	238.9	10:24:50.145
8		1:33.787	22.854	41.622	29.311	240.0	10:24:22.758	8		6:45.050	5:26.290	47.330	31.430	183.0	10:31:35.195
9		1:34.445	23.176	41.604	29.665	238.9	10:25:57.203	9		1:38.810	26.887	43.377	28.546	171.9	10:33:14.005
10		1:35.335	22.933	42.419	29.983	236.8	10:27:32.538	10		1:31.043	22.583	40.327	28.133	238.4	10:34:45.048
11		1:34.417	23.210	41.741	29.466	238.4	10:29:06.955	11		1:30.950	22.434	40.331	28.185	238.9	10:36:15.998
12		1:34.391	23.038	41.740	29.613	239.4	10:30:41.346	12		1:31.165	22.620	40.237	28.308	238.4	10:37:47.163
13		2:04.408 P	27.904	51.889	44.615	166.6	10:32:45.754	13		1:31.136	22.486	40.290	28.360	239.4	10:39:18.299
14		4:05.983	2:48.520	45.994	31.469	186.8	10:36:51.737	14		1:45.336 P	22.504	41.754	41.078	240.0	10:41:03.635
15		1:42.119	24.701	47.085	30.333	173.9	10:38:33.856								
16		1:40.232	27.788	42.246	30.198	226.8	10:40:14.088								
17		2:12.093 P	29.430	53.689	48.974	150.6	10:42:26.181								

12

Ludovic Loeul

Porsche 911 GT3 Cup

Alexandre Leroy

Porsche 911 GT3 Cup

Am

Porsche Lorient Racing

Am

TFT Racing

Lap	D	Time	Sector 1	Sector 2	Sector 3	T. Spd	Elapsed	Lap	D	Time	Sector 1	Sector 2	Sector 3	T. Spd	Elapsed
1		10:12:39.408	10:11:11.968	51.466	35.974	161.4	10:12:39.408	1		10:12:56.992	10:11:31.283	51.649	34.060	146.7	10:12:56.992
2		1:42.608	24.328	47.154	31.126	211.7	10:14:22.016	2		1:40.712	25.112	45.238	30.362	201.4	10:14:37.704
3		1:34.672	23.418	41.906	29.348	237.3	10:15:56.688	3		1:36.807	23.061	44.185	29.561	215.1	10:16:14.511
4		1:32.923	22.692	41.262	28.969	239.4	10:17:29.611	4		1:34.874	23.483	41.822	29.566	234.2	10:17:49.382
5		1:32.862	22.810	41.025	29.027	238.4	10:19:02.473	5		1:34.049	23.079	41.467	29.503	236.8	10:19:23.431
6		1:32.736	22.858	40.827	29.051	238.4	10:20:35.209	6		1:34.745	23.036	41.417	30.292	236.3	10:20:58.176
7		1:32.704	22.750	41.039	28.915	238.4	10:22:07.913	7		1:34.278	23.181	41.417	29.680	236.3	10:22:32.454
8		1:43.309 P	23.120	42.277	37.912	236.3	10:23:51.222	8		1:34.472	23.354	41.452	29.666	236.3	10:24:06.926
9		5:49.843	4:29.844	47.333	32.666	138.6	10:29:41.065	9		1:45.204 P	23.127	41.652	40.425	231.7	10:25:52.130
10		1:39.073	23.414	45.230	30.429	197.0	10:31:20.138	10		5:30.958	4:08.393	50.539	32.026	166.9	10:31:23.088
11		1:35.507	22.902	41.866	30.739	238.4	10:32:55.645	11		1:36.704	23.958	42.584	30.162	225.4	10:32:59.792
12		1:32.921	22.762	41.152	29.007	238.9	10:34:28.566	12		1:34.213	23.149	41.560	29.504	237.8	10:34:34.005
13		1:32.565	22.723	40.938	28.904	239.4	10:36:01.131	13		1:34.368	23.695	41.217	29.456	236.8	10:36:08.373
14		1:32.291	22.615	40.868	28.808	239.4	10:37:33.422	14		1:33.664	23.109	41.302	29.253	237.8	10:37:42.037
15		1:32.731	22.635	40.920	29.176	239.4	10:39:06.153	15		1:34.129	23.024	41.653	29.452	237.3	10:39:16.166
16		1:32.731	22.700	41.128	28.903	237.8	10:40:38.884	16		1:34.089	23.050	41.483	29.547	236.3	10:40:50.246
17		2:12.271 P	26.062	51.683	54.526	188.1	10:42:51.155	17		2:07.776 P	27.970	53.188	46.618	166.4	10:42:58.022

27

Marlon Hernandez

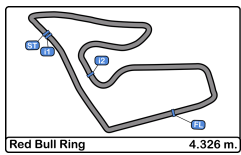
Porsche 911 GT3 Cup

Pro

ABM

Lap	D	Time	Sector 1	Sector 2	Sector 3	T. Spd	Elapsed
1		10:12:22.882	10:10:56.019	51.438	35.425	165.8	10:12:22.882
2		1:39.817	23.668	43.330	32.819	216.0	10:14:02.699
3		1:32.627	22.772	41.027	28.828	239.4	10:15:35.326
4		1:32.227	22.565	40.777	28.885	240.5	10:17:07.553
5		1:32.030	22.626	40.629	28.775	240.0	10:18:39.583
6		1:42.619 P	22.560	44.798	35.261	242.1	10:20:22.202
7		9:37.652	8:15.930	49.578	32.144	203.0	10:29:59.854
8		1:36.204	23.739	42.621	29.844	217.3	10:31:36.058
9		1:31.827	22.662	40.642	28.523	238.4	10:33:07.885
10		1:32.338	22.724	40.928	28.686	238.4	10:34:40.223
11		1:31.610	22.590	40.576	28.444	238.9	10:36:11.833
12		1:31.506	22.557	40.499	28.450	238.4	10:37:43.339
13		1:41.352	25.767	45.774	29.811	166.1	10:39:24.691
14		1:34.394	22.619	42.810	28.962	238.4	10:40:59.082
15		2:00.616 P	25.637	47.640	47.339	177.6	10:42:59.698





Red Bull Ring
Porsche Carrera Cup France
Qualifying
Lap Analysis



29 Louis Rousset Porsche 911 GT3 Cup **53** Arthur Mathieu Porsche 911 GT3 Cup
 Pro Forestier Racing CLRT Pro Martinet by Almérás

Lap	D	Time	Sector 1	Sector 2	Sector 3	T. Spd	Elapsed	Lap	D	Time	Sector 1	Sector 2	Sector 3	T. Spd	Elapsed
1		10:12:20.473	10:10:48.755	55.734	35.984	129.6	10:12:20.473	1		10:13:54.463	10:12:32.858	49.418	32.187	161.6	10:13:54.463
2		1:39.905	23.637	43.753	32.515	227.8	10:14:00.378	2		1:36.525	23.992	42.412	30.121	232.2	10:15:30.988
3		1:39.276	22.905	41.350	29.021	236.8	10:15:33.654	3		1:34.411	24.219	41.187	29.005	238.4	10:17:05.399
4		1:32.047	22.840	40.732	28.445	238.9	10:17:05.671	4		1:33.874	23.499	41.491	28.881	235.2	10:18:39.270
5		1:34.569	22.763	40.469	28.337	239.4	10:18:37.240	5		1:32.590	22.759	41.176	28.645	241.0	10:20:11.850
6		1:31.520	22.572	40.591	28.357	240.5	10:20:08.760	6		1:32.202	22.762	40.928	28.512	238.9	10:21:44.052
7		1:37.553 P	22.551	40.544	34.458	240.0	10:21:46.313	7		1:32.589	22.779	40.822	28.988	237.3	10:23:16.641
8		9:08.081	7:52.164	44.808	31.109	198.5	10:30:54.394	8		1:47.405 P	23.579	44.732	39.094	206.1	10:25:04.046
9		1:40.559	23.635	45.602	31.322	210.5	10:32:34.953	9		6:01.959	4:45.081	46.116	30.762	190.4	10:31:06.005
10		1:32.384	22.849	40.770	28.765	238.9	10:34:07.337	10		1:37.340	23.549	42.696	31.095	217.7	10:32:43.345
11		1:31.351	22.728	40.308	28.315	239.4	10:35:38.688	11		1:35.677	22.797	41.176	31.704	238.9	10:34:19.022
12		1:31.503	22.531	40.407	28.565	240.5	10:37:10.191	12		1:31.798	22.617	40.521	28.660	238.9	10:35:50.820
13		1:31.344	22.566	40.380	28.398	239.4	10:38:41.535	13		1:33.850	22.608	42.166	29.076	240.0	10:37:24.670
14		1:32.030	22.661	40.503	28.866	238.9	10:40:13.565	14		1:31.996	22.597	40.686	28.713	238.4	10:38:56.666
15		2:07.022 P	28.048	51.209	47.765	142.8	10:42:20.587	15		1:32.617	22.557	41.282	28.778	238.4	10:40:29.283
16								16		2:14.187 P	25.565	55.756	52.866	147.3	10:42:43.470

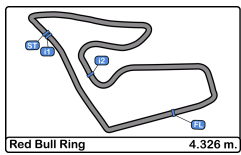
38 Sébastien Dussolliet Porsche 911 GT3 Cup **56** Frédéric Ance! Porsche 911 GT3 Cup
 Pro-Am ABM

Lap	D	Time	Sector 1	Sector 2	Sector 3	T. Spd	Elapsed	Lap	D	Time	Sector 1	Sector 2	Sector 3	T. Spd	Elapsed
1		10:12:40.433	10:11:12.857	51.768	35.808	153.6	10:12:40.433	1		10:13:00.120	10:11:23.930	58.284	37.906	135.3	10:13:00.120
2		1:39.982	24.339	45.055	30.588	217.3	10:14:20.415	2		1:44.245	28.460	44.464	31.321	208.0	10:14:44.365
3		1:34.201	23.051	41.845	29.305	236.8	10:15:54.616	3		1:36.041	23.608	42.888	29.545	232.2	10:16:20.406
4		1:32.829	22.868	41.274	28.687	238.9	10:17:27.445	4		1:34.435	23.355	41.565	29.515	236.3	10:17:54.841
5		1:32.436	22.773	41.023	28.640	238.9	10:18:59.881	5		1:33.435	22.919	41.207	29.309	237.8	10:19:28.276
6		1:32.270	22.657	40.911	28.702	240.5	10:20:32.151	6		1:39.070	25.297	43.917	29.856	189.4	10:21:07.346
7		1:40.539 P	22.749	41.476	36.314	236.8	10:22:12.690	7		1:33.358	23.100	41.075	29.183	236.3	10:22:40.704
8		9:16.673	7:54.801	49.695	32.177	167.7	10:31:29.363	8		1:33.608	22.952	41.351	29.305	236.3	10:24:14.312
9		1:36.143	23.938	42.869	29.336	204.5	10:33:05.506	9		1:33.529	22.951	41.135	29.443	237.3	10:25:47.841
10		1:32.551	22.798	41.139	28.614	238.9	10:34:38.057	10		2:00.350 P	25.429	49.151	45.770	196.7	10:27:48.191
11		1:35.618	22.480	44.456	28.682	240.0	10:36:13.675	11		4:18.623	3:01.087	47.335	30.201	130.2	10:32:06.814
12		1:32.192	22.637	40.997	28.558	239.4	10:37:45.867	12		1:34.557	23.148	42.285	29.124	235.8	10:33:41.371
13		1:31.880	22.600	40.645	28.635	239.4	10:39:17.747	13		1:46.675	22.859	41.043	42.773	236.8	10:35:28.046
14		1:43.492 P	22.517	40.916	40.059	240.5	10:41:01.239	14		1:34.812	24.780	41.271	28.761	230.7	10:37:02.858
15								15		1:32.390	22.679	40.705	29.006	237.8	10:38:35.248
16								16		1:32.785	22.759	40.872	29.154	236.8	10:40:08.033
17								17		2:10.025 P	29.004	52.569	48.452	169.8	10:42:18.058

49 Karim Ajlani Porsche 911 GT3 Cup
 Am ABM

Lap	D	Time	Sector 1	Sector 2	Sector 3	T. Spd	Elapsed
1		10:12:55.808	10:11:24.723	53.011	38.074	141.9	10:12:55.808
2		1:41.115	25.549	45.149	30.417	204.1	10:14:36.923
3		1:34.915	23.383	42.100	29.432	234.7	10:16:11.838
4		1:33.937	23.007	41.608	29.322	237.3	10:17:45.775
5		1:33.735	23.077	41.521	29.137	236.8	10:19:19.510
6		1:33.414	22.905	41.514	28.995	236.8	10:20:52.924
7		1:33.689	23.012	41.540	29.137	235.2	10:22:26.613
8		1:33.870	22.909	41.569	29.392	236.8	10:24:00.483
9		1:33.380	22.778	41.377	29.225	237.3	10:25:33.863
10		1:42.969 P	23.566	42.563	36.840	210.5	10:27:16.832
11		4:27.138	3:03.913	48.094	35.131	194.9	10:31:43.970
12		1:44.662	29.899	44.840	29.923	130.9	10:33:28.632
13		1:33.760	23.067	41.552	29.141	235.2	10:35:02.392
14		1:33.498	22.966	41.247	28.985	236.8	10:36:35.590
15		1:33.490	22.711	41.306	29.473	238.4	10:38:09.080
16		1:33.515	22.969	41.256	29.290	237.3	10:39:42.595
17		1:32.960	22.881	41.128	28.951	237.8	10:41:15.555
18		1:59.134 P	26.191	48.882	44.061	191.8	10:43:14.689





Red Bull Ring
Porsche Carrera Cup France
Qualifying
Lap Analysis



59

Maxence Maurice

Porsche 911 GT3 Cup

74

Victor Blugeon

Porsche 911 GT3 Cup

Pro-Am

IMSA LS Group Performance

Pro

ABM

Lap	D	Time	Sector 1	Sector 2	Sector 3	T. Spd	Elapsed	Lap	D	Time	Sector 1	Sector 2	Sector 3	T. Spd	Elapsed
1		10:12:44.146	10:11:16.495	52.079	35.572	147.1	10:12:44.146	1		10:12:35.271	10:11:09.077	51.050	35.144	157.2	10:12:35.271
2		1:46.220	28.934	46.103	31.183	195.2	10:14:30.366	2		1:42.277	25.349	47.273	29.655	221.7	10:14:17.548
3		1:33.922	23.101	41.648	29.173	235.8	10:16:04.288	3		1:32.304	22.805	40.959	28.540	236.8	10:15:49.852
4		1:47.350	22.879	54.934	29.537	236.3	10:17:51.638	4		1:31.715	22.696	40.572	28.447	237.8	10:17:21.567
5		1:32.776	22.913	41.101	28.762	237.3	10:19:24.414	5		1:31.791	22.638	40.685	28.468	237.8	10:18:53.358
6		1:34.229	22.953	41.047	30.229	237.8	10:20:58.643	6		1:42.475 P	23.714	42.043	36.718	215.5	10:20:35.833
7		1:40.713 P	24.011	42.173	34.529	214.2	10:22:39.356	7		9:58.445	8:39.999	46.980	31.466	187.5	10:30:34.278
8		5:55.360	4:34.431	48.634	32.295	175.8	10:28:34.716	8		1:41.825	24.946	46.236	30.643	150.2	10:32:16.103
9		1:41.063	25.579	45.712	29.772	215.1	10:30:15.779	9		1:36.068	22.946	43.890	29.232	236.8	10:33:52.171
10		1:35.223	23.033	43.240	28.950	204.1	10:31:51.002	10		1:32.314	22.548	40.831	28.935	238.4	10:35:24.485
11		1:32.640	22.707	41.262	28.671	238.4	10:33:23.642	11		1:31.583	22.646	40.664	28.273	238.9	10:36:56.068
12		1:32.123	22.756	40.796	28.571	237.8	10:34:55.765	12		1:31.815	22.594	40.634	28.587	237.8	10:38:27.883
13		1:32.226	22.691	40.849	28.686	237.8	10:36:27.991	13		1:31.727	22.568	40.761	28.398	237.8	10:39:59.610
14		1:32.030	22.727	40.819	28.484	236.8	10:38:00.021	14		1:31.916	22.594	40.764	28.558	238.4	10:41:31.526
15		1:32.606	22.663	40.863	29.080	237.3	10:39:32.627	15		1:49.281 P	24.745	45.235	39.301	191.1	10:43:20.807
16		1:42.304 P	23.165	42.532	36.607	235.2	10:41:14.931								

66

Gilles Colombani

Porsche 911 GT3 Cup

76

Louis Perrot

Porsche 911 GT3 Cup

Am

Team Clairet Sport

Pro

IMSA LS Group Performance

Lap	D	Time	Sector 1	Sector 2	Sector 3	T. Spd	Elapsed	Lap	D	Time	Sector 1	Sector 2	Sector 3	T. Spd	Elapsed
1		10:12:56.513	10:11:25.505	54.185	36.823	144.5	10:12:56.513	1		10:12:22.295	10:10:53.297	51.646	37.352	164.1	10:12:22.295
2		1:45.588	27.451	46.790	31.347	196.7	10:14:42.101	2		1:39.082	23.759	43.090	32.233	218.1	10:14:01.377
3		1:36.499	23.442	43.255	29.802	229.2	10:16:18.600	3		1:33.247	22.936	41.450	28.861	240.0	10:15:34.624
4		1:35.238	23.029	42.404	29.805	236.8	10:17:53.838	4		1:32.226	22.501	40.810	28.915	240.5	10:17:06.850
5		1:34.141	22.916	41.939	29.286	236.8	10:19:27.979	5		1:31.592	22.505	40.749	28.338	241.6	10:18:38.442
6		1:33.717	22.857	41.661	29.199	235.8	10:21:01.696	6		1:31.229	22.509	40.386	28.334	240.5	10:20:09.671
7		1:33.741	22.842	41.708	29.191	237.3	10:22:35.437	7		1:31.466	22.562	40.361	28.543	240.5	10:21:41.137
8		1:34.242	23.355	41.751	29.136	237.3	10:24:09.679	8		1:31.390	22.442	40.456	28.492	240.0	10:23:12.527
9		1:48.718 P	22.900	41.957	43.861	234.7	10:25:58.397	9		1:38.386 P	22.484	40.589	35.313	239.4	10:24:50.913
10		3:31.486	2:11.740	47.786	31.960	191.8	10:29:29.883	10		6:12.031	4:54.663	47.153	30.215	169.5	10:31:02.944
11		1:40.561	25.265	44.615	30.681	206.5	10:31:10.444	11		1:38.068	23.119	42.725	32.224	235.8	10:32:41.012
12		1:39.053	25.206	44.539	29.308	204.1	10:32:49.497	12		1:35.738	23.252	40.798	31.688	237.8	10:34:16.750
13		1:34.136	22.988	42.155	28.993	237.3	10:34:23.633	13		1:31.507	22.500	40.695	28.312	240.5	10:35:48.257
14		1:33.661	22.762	41.860	29.039	236.8	10:35:57.294	14		1:30.872	22.362	40.283	28.227	241.0	10:37:19.129
15		1:34.874	22.682	42.536	29.656	238.4	10:37:32.168	15		1:31.490	22.489	40.622	28.379	241.0	10:38:50.619
16		2:19.086	22.793	41.636	1:14.657	233.7	10:39:51.254	16		1:30.961	22.419	40.192	28.350	239.4	10:40:21.580
17		2:01.716 P	23.547	49.986	48.183	235.8	10:41:52.970	17		2:18.726 P	29.708	57.663	51.355	123.9	10:42:40.306

73

Sébastien Poisson

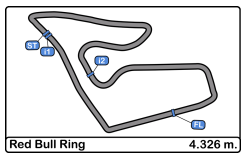
Porsche 911 GT3 Cup

Am

ABM

Lap	D	Time	Sector 1	Sector 2	Sector 3	T. Spd	Elapsed
1		10:12:49.236	10:11:20.611	52.437	36.188	136.5	10:12:49.236
2		1:42.668	28.587	44.243	29.838	190.4	10:14:31.904
3		1:33.124	22.916	41.457	28.751	239.4	10:16:05.028
4		1:32.898	22.975	41.131	28.792	238.4	10:17:37.926
5		1:32.612	22.827	41.264	28.521	238.9	10:19:10.538
6		1:32.378	22.921	40.844	28.613	239.4	10:20:42.916
7		1:41.697 P	22.768	43.014	35.915	239.4	10:22:24.613
8		8:37.421	7:15.267	48.887	33.267	177.6	10:31:02.034
9		1:40.024	24.941	42.596	32.487	235.8	10:32:42.058
10		1:35.870	22.853	41.174	31.843	240.5	10:34:17.928
11		1:32.070	22.650	40.956	28.464	240.5	10:35:49.998
12		1:32.136	22.681	40.875	28.580	241.0	10:37:22.134
13		1:32.786	22.744	41.003	29.039	240.0	10:38:54.920
14		1:59.368 P	25.218	42.106	52.044	227.8	10:40:54.288





Red Bull Ring
Porsche Carrera Cup France
Qualifying
Lap Analysis



77

Jérémy Sarhy

Porsche 911 GT3 Cup **89**

Bashar Mardini

Porsche 911 GT3 Cup

Pro

Racing Technology

Pro-Am

Tsunami RT

Lap	D	Time	Sector 1	Sector 2	Sector 3	T. Spd	Elapsed	Lap	D	Time	Sector 1	Sector 2	Sector 3	T. Spd	Elapsed
1		10:12:27.680	10:10:57.850	52.409	37.421	138.9	10:12:27.680	1		10:12:31.950	10:11:02.526	50.961	38.463	179.1	10:12:31.950
2		1:43.900	27.920	45.757	30.223	162.8	10:14:11.580	2		1:40.767	25.911	44.826	30.030	198.5	10:14:12.717
3		1:34.136	23.037	42.031	29.068	230.2	10:15:45.716	3		1:33.585	22.997	41.586	29.002	237.8	10:15:46.302
4		1:32.494	22.769	40.932	28.793	240.0	10:17:18.210	4		1:32.568	22.806	40.985	28.777	238.9	10:17:18.870
5		1:31.819	22.554	40.800	28.465	240.0	10:18:50.029	5		1:31.849	22.757	40.649	28.443	237.8	10:18:50.719
6		1:31.491	22.649	40.512	28.330	240.5	10:20:21.520	6		1:31.974	22.706	40.615	28.653	238.9	10:20:22.693
7		1:31.222	22.560	40.398	28.264	240.5	10:21:52.742	7		1:32.307	22.808	40.787	28.712	238.4	10:21:55.000
8		1:31.480	22.517	40.517	28.446	240.5	10:23:24.222	8		2:18.644 P	22.873	41.035	1:14.736	237.3	10:24:13.644
9		1:42.356 P	22.486	40.332	39.538	240.5	10:25:06.578	9		4:48.353	3:30.572	46.836	30.945	188.4	10:29:01.997
10		3:18.231 P	1:48.115	47.433	42.683	173.9	10:28:24.809	10		1:37.753	23.601	42.945	31.207	231.2	10:30:39.750
11		2:52.029	1:31.039	48.096	32.894	174.4	10:31:16.838	11		1:36.588	23.046	43.347	30.195	224.5	10:32:16.338
12		1:36.150	24.077	42.741	29.332	210.5	10:32:52.988	12		1:32.952	23.129	41.177	28.646	236.3	10:33:49.290
13		1:34.613	22.517	41.060	31.036	240.5	10:34:27.601	13		1:32.692	22.679	40.567	29.446	238.4	10:35:21.982
14		1:31.215	22.534	40.394	28.287	241.0	10:35:58.816	14		1:32.103	22.793	40.602	28.708	237.8	10:36:54.085
15		1:31.368	22.381	40.673	28.314	241.6	10:37:30.184	15		1:31.629	22.699	40.470	28.460	238.9	10:38:25.714
16		1:30.965	22.506	40.237	28.222	240.5	10:39:01.149	16		1:42.994 P	22.646	40.863	39.485	237.8	10:40:08.708
17		1:31.354	22.442	40.420	28.492	240.5	10:40:32.503								
18		2:14.991 P	26.715	56.245	52.031	142.2	10:42:47.494								

78

Dominique Bastien

Porsche 911 GT3 Cup

Zakhar Slutskii

Porsche 911 GT3 Cup

Am

Speedlover

Pro

Target Compétition

Lap	D	Time	Sector 1	Sector 2	Sector 3	T. Spd	Elapsed	Lap	D	Time	Sector 1	Sector 2	Sector 3	T. Spd	Elapsed
1		10:13:05.123	10:11:35.075	54.390	35.658	137.0	10:13:05.123	1		10:12:40.047 P	10:10:50.036	59.828	50.183	141.1	10:12:40.047
2		1:45.855	27.042	46.960	31.853	197.0	10:14:50.978	2		5:25.056	4:11.736	43.950	29.370	172.8	10:18:05.103
3		1:37.701	23.534	43.820	30.347	230.2	10:16:28.679	3		1:40.929	23.032	45.994	31.903	233.2	10:19:46.032
4		1:43.537	26.870	46.312	30.355	163.1	10:18:12.216	4		1:32.764	22.799	41.213	28.752	237.8	10:21:18.796
5		1:35.923	23.198	42.699	30.026	236.3	10:19:48.139	5		1:35.529	22.643	41.108	31.778	237.8	10:22:54.325
6		1:36.906	23.530	42.912	30.464	234.2	10:21:25.045	6		1:31.586	22.563	40.358	28.665	237.8	10:24:25.911
7		1:41.094	26.853	43.953	30.288	204.5	10:23:06.139	7		1:37.034 P	22.599	40.499	33.936	238.4	10:26:02.945
8		1:35.545	23.284	42.093	30.168	234.7	10:24:41.684	8		4:51.129	3:34.539	45.525	31.065	204.9	10:30:54.074
9		2:00.123 P	25.631	48.354	46.138	182.1	10:26:41.807	9		1:41.818	24.266	45.794	31.758	198.5	10:32:35.892
10		5:41.500	3:07.203	2:01.284	33.013	135.1	10:32:23.307	10		4:32.200	22.597	40.883	28.720	238.9	10:34:08.092
11		1:40.028	24.542	44.964	30.522	223.6	10:34:03.335	11		4:34.634	22.570	40.433	28.628	240.0	10:35:39.723
12		1:37.869	23.314	42.380	32.175	235.2	10:35:41.204	12		1:31.362	22.447	40.365	28.550	240.0	10:37:11.085
13		1:36.867	23.474	43.189	30.204	228.3	10:37:18.071	13		4:34.364	22.404	40.533	28.427	240.0	10:38:42.449
14		1:36.506	23.533	42.909	30.064	225.0	10:38:54.577	14		4:34.658	22.560	40.512	28.586	239.4	10:40:14.107
15		1:51.629 P	23.423	43.102	45.104	234.7	10:40:46.206	15		2:08.331 P	28.390	51.869	48.072	146.9	10:42:22.438

97

Artem Slutskii

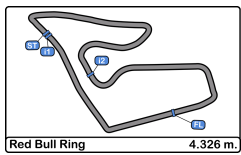
Porsche 911 GT3 Cup

Pro

Target Compétition

Lap	D	Time	Sector 1	Sector 2	Sector 3	T. Spd	Elapsed
1		10:12:43.067 P	10:10:55.284	59.991	47.792	104.5	10:12:43.067
2		5:16.928	4:05.107	42.749	29.072	221.3	10:17:59.995
3		1:32.016	22.667	40.793	28.556	237.3	10:19:32.011
4		1:31.924	22.622	40.829	28.473	238.4	10:21:03.935
5		1:31.580	22.439	40.572	28.569	239.4	10:22:35.515
6		1:31.645	22.673	40.478	28.494	239.4	10:24:07.160
7		1:46.503 P	23.351	41.940	41.212	213.0	10:25:53.663
8		4:56.463	3:39.234	44.462	32.767	208.8	10:30:50.126
9		1:45.387	24.302	46.147	34.938	187.5	10:32:35.513
10		1:34.761	23.984	41.429	29.348	216.0	10:34:10.274
11		1:31.708	22.413	41.037	28.258	240.0	10:35:41.982
12		1:31.310	22.503	40.599	28.208	240.0	10:37:13.292
13		1:31.144	22.451	40.412	28.281	240.0	10:38:44.436
14		1:31.255	22.377	40.444	28.434	240.5	10:40:15.691
15		2:17.189 P	30.144	57.064	49.981	120.9	10:42:32.880





Red Bull Ring
Porsche Carrera Cup France
Qualifying
Lap Analysis



98

Dorian Boccolacci

Porsche 911 GT3 Cup **921**

Fernando Monje

Porsche 911 GT3 Cup

Pro

Forestier Racing CLRT

Pro

Martinet by Alméras

Lap	D	Time	Sector 1	Sector 2	Sector 3	T. Spd	Elapsed	Lap	D	Time	Sector 1	Sector 2	Sector 3	T. Spd	Elapsed
1		10:12:19.581	10:10:47.552	56.067	35.962	160.0	10:12:19.581	1		10:13:32.754	10:12:12.285	48.339	32.130	186.8	10:13:32.754
2		1:34.630	23.403	41.937	29.290	232.7	10:13:54.211	2		1:37.438	23.991	43.166	30.281	222.2	10:15:10.192
3		1:31.651	22.634	40.559	28.458	239.4	10:15:25.862	3		1:35.801	23.110	42.897	29.794	236.8	10:16:45.993
4		1:30.955	22.472	40.342	28.141	238.9	10:16:56.817	4		1:33.245	22.883	41.389	28.973	237.3	10:18:19.238
5		1:30.565	22.434	40.024	28.107	238.9	10:18:27.382	5		1:35.930	22.816	43.000	30.114	236.8	10:19:55.168
6		1:31.179	22.483	40.328	28.368	239.4	10:19:58.561	6		1:32.878	22.941	41.026	28.911	238.4	10:21:28.046
7		1:38.128 P	22.456	40.211	35.461	241.0	10:21:36.689	7		1:32.572	22.670	41.104	28.798	237.8	10:23:00.618
8		9:16.984	7:59.953	45.876	31.155	203.7	10:30:53.673	8		1:43.306 P	22.717	42.256	38.333	238.9	10:24:43.924
9		1:40.717	23.924	45.730	31.063	220.8	10:32:34.390	9		5:51.456	4:33.260	46.920	31.276	184.9	10:30:35.380
10		1:32.394	22.571	41.254	28.569	241.0	10:34:06.784	10		1:43.214	24.461	48.232	30.521	150.2	10:32:18.594
11		1:31.035	22.343	40.140	28.552	241.0	10:35:37.819	11		1:42.581	23.062	49.833	29.686	233.7	10:34:01.175
12		1:30.422	22.388	40.042	27.992	241.0	10:37:08.241	12		1:32.895	22.591	40.877	29.427	238.4	10:35:34.070
13		1:30.524	22.270	39.991	28.263	240.5	10:38:38.765	13		1:31.825	22.597	40.713	28.515	240.5	10:37:05.895
14		1:31.047	22.408	40.147	28.492	242.1	10:40:09.812	14		1:31.958	22.619	40.751	28.588	238.9	10:38:37.853
15		2:01.987 P	28.211	49.636	44.140	165.1	10:42:11.799	15		1:54.380 P	22.766	49.102	42.512	239.4	10:40:32.233

99

Benjamin Paque

Porsche 911 GT3 Cup

Pro

Forestier Racing CLRT

Lap	D	Time	Sector 1	Sector 2	Sector 3	T. Spd	Elapsed
1		10:12:19.097	10:10:49.299	54.756	35.042	152.9	10:12:19.097
2		1:39.966	23.503	43.950	32.513	234.7	10:13:59.063
3		1:31.961	22.611	40.804	28.546	238.9	10:15:31.024
4		1:31.103	22.434	40.372	28.297	240.0	10:17:02.127
5		1:31.024	22.396	40.381	28.247	238.9	10:18:33.151
6		1:30.887	22.429	40.289	28.169	240.0	10:20:04.038
7		1:31.027	22.411	40.228	28.388	240.0	10:21:35.065
8		1:44.464 P	22.380	41.481	40.603	239.4	10:23:19.529
9		7:30.031	6:11.744	44.997	33.290	207.6	10:30:49.560
10		1:44.052	24.461	45.859	33.732	181.2	10:32:33.612
11		1:39.288	22.596	40.579	36.113	239.4	10:34:12.900
12		1:30.900	22.376	40.263	28.261	240.0	10:35:43.800
13		1:31.778	22.304	40.450	29.024	241.6	10:37:15.578
14		1:30.511	22.335	40.062	28.114	240.5	10:38:46.089
15		1:30.549	22.228	40.088	28.233	241.6	10:40:16.638
16		2:20.602 P	31.672	59.046	49.884	111.4	10:42:37.240

911

Christophe Lapierre

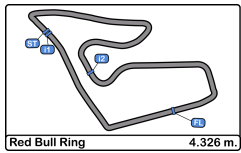
Porsche 911 GT3 Cup

Pro-Am

Martinet by Alméras

Lap	D	Time	Sector 1	Sector 2	Sector 3	T. Spd	Elapsed
1		10:14:49.039	10:13:29.621	48.386	31.032	159.0	10:14:49.039
2		1:38.183	24.626	43.446	30.111	219.0	10:16:27.222
3		4:34.237	23.112	41.470	29.655	236.8	10:18:01.459
4		1:33.490	23.013	41.323	29.154	237.3	10:19:34.949
5		1:32.904	22.790	41.095	29.019	237.8	10:21:07.853
6		1:35.269	22.805	42.496	29.968	227.3	10:22:43.122
7		1:32.987	22.937	41.125	28.925	237.3	10:24:16.109
8		1:43.401 P	22.774	43.548	37.079	237.8	10:25:59.510
9		4:36.511	3:18.969	46.241	31.301	180.6	10:30:36.021
10		1:43.445	24.396	48.135	30.914	145.3	10:32:19.466
11		1:35.029	22.943	42.627	29.459	228.3	10:33:54.495
12		1:32.448	22.767	40.779	28.902	238.9	10:35:26.943
13		1:32.449	22.566	41.092	28.791	238.9	10:36:59.392
14		1:32.753	22.688	41.078	28.987	238.9	10:38:32.145
15		1:32.795	22.843	41.032	28.920	237.3	10:40:04.940
16		2:03.963 P	29.076	49.928	44.959	148.5	10:42:08.903

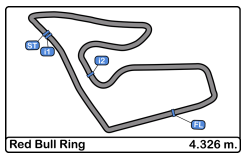




Red Bull Ring
Porsche Carrera Cup France
Qualifying
Best Sectors Results

PORSCHE
CARRERA CUP
FRANCE

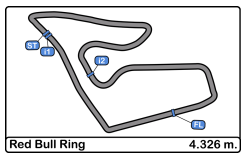
Sector - 1				Sector - 2				Sector - 3				Ideal Lap vs Best Lap			
Clas	Nº	Driver	Time	Nº	Driver	Time	Nº	Driver	Time	Clas	Nº	Driver	Ideal Lap	Best Lap	Clas
1	99	Benjamin Paque	22.228	98	Dorian Boccolacci	39.991	98	Dorian Boccolacci	27.992	1	98	Dorian Boccolacci	1:30.253	1:30.422	1
2	98	Dorian Boccolacci	22.270	99	Benjamin Paque	40.062	1	Marvin Klein	28.013	2	99	Benjamin Paque	1:30.404	1:30.511	2
3	1	Marvin Klein	22.311	76	Louis Perrot	40.192	99	Benjamin Paque	28.114	3	1	Marvin Klein	1:30.555	1:30.615	3
4	5	Mathys Jaubert	22.353	1	Marvin Klein	40.231	5	Mathys Jaubert	28.128	4	76	Louis Perrot	1:30.781	1:30.872	4
5	76	Louis Perrot	22.362	77	Jérémy Sarhy	40.237	22	Alessandro Ghiretti	28.133	5	22	Alessandro Ghiretti	1:30.804	1:30.950	6
6	97	Artem Slutskii	22.377	22	Alessandro Ghiretti	40.237	97	Artem Slutskii	28.208	6	5	Mathys Jaubert	1:30.827	1:30.921	5
7	77	Jérémy Sarhy	22.381	29	Louis Rousset	40.308	77	Jérémy Sarhy	28.222	7	77	Jérémy Sarhy	1:30.840	1:30.965	7
8	7	Jérôme Boullery	22.397	5	Mathys Jaubert	40.346	76	Louis Perrot	28.227	8	97	Artem Slutskii	1:30.997	1:31.144	8
9	96	Zakhar Slutskii	22.404	96	Zakhar Slutskii	40.358	74	Victor Blugeon	28.273	9	29	Louis Rousset	1:31.154	1:31.344	9
10	22	Alessandro Ghiretti	22.434	97	Artem Slutskii	40.412	29	Louis Rousset	28.315	10	96	Zakhar Slutskii	1:31.189	1:31.362	10
11	38	Sébastien Dussollet	22.480	89	Bashar Mardini	40.470	7	Jérôme Boullery	28.326	11	7	Jérôme Boullery	1:31.203	1:31.523	12
12	2	Marc Guillot	22.506	7	Jérôme Boullery	40.480	2	Marc Guillot	28.392	12	74	Victor Blugeon	1:31.393	1:31.583	13
13	29	Louis Rousset	22.531	27	Marlon Hernandez	40.499	96	Zakhar Slutskii	28.427	13	27	Marlon Hernandez	1:31.500	1:31.506	11
14	74	Victor Blugeon	22.548	53	Arthur Mathieu	40.521	89	Bashar Mardini	28.443	14	89	Bashar Mardini	1:31.559	1:31.629	14
15	27	Marlon Hernandez	22.557	74	Victor Blugeon	40.572	27	Marlon Hernandez	28.444	15	2	Marc Guillot	1:31.588	1:31.691	15
16	53	Arthur Mathieu	22.557	38	Sébastien Dussollet	40.645	73	Sébastien Poisson	28.464	16	53	Arthur Mathieu	1:31.590	1:31.798	16
17	91	Christophe Lapierre	22.566	2	Marc Guillot	40.690	59	Maxence Maurice	28.484	17	38	Sébastien Dussollet	1:31.683	1:31.880	18
18	92	Fernando Monje	22.591	56	Frédéric Ancel	40.705	53	Arthur Mathieu	28.512	18	921	Fernando Monje	1:31.819	1:31.825	17
19	12	Ludovic Loeul	22.615	921	Fernando Monje	40.713	921	Fernando Monje	28.515	19	59	Maxence Maurice	1:31.943	1:32.030	19
20	89	Bashar Mardini	22.646	911	Christophe Lapierre	40.779	38	Sébastien Dussollet	28.558	20	73	Sébastien Poisson	1:31.958	1:32.070	20
21	73	Sébastien Poisson	22.650	59	Maxence Maurice	40.796	56	Frédéric Ancel	28.761	21	911	Christophe Lapierre	1:32.136	1:32.448	23
22	59	Maxence Maurice	22.663	12	Ludovic Loeul	40.827	911	Christophe Lapierre	28.791	22	56	Frédéric Ancel	1:32.145	1:32.390	22
23	56	Frédéric Ancel	22.679	73	Sébastien Poisson	40.844	12	Ludovic Loeul	28.808	23	12	Ludovic Loeul	1:32.250	1:32.291	21
24	66	Gilles Colombani	22.682	49	Karim Ajlani	41.128	49	Karim Ajlani	28.951	24	49	Karim Ajlani	1:32.790	1:32.960	24
25	49	Karim Ajlani	22.711	24	Alexandre Leroy	41.217	66	Gilles Colombani	28.993	25	66	Gilles Colombani	1:33.311	1:33.661	25
26	8	Christian Jaquillard	22.854	8	Christian Jaquillard	41.604	24	Alexandre Leroy	29.253	26	24	Alexandre Leroy	1:33.494	1:33.664	26
27	24	Alexandre Leroy	23.024	66	Gilles Colombani	41.636	8	Christian Jaquillard	29.311	27	8	Christian Jaquillard	1:33.769	1:33.787	27
28	78	Dominique Bastien	23.198	78	Dominique Bastien	42.093	78	Dominique Bastien	30.026	28	78	Dominique Bastien	1:35.317	1:35.545	28



Red Bull Ring
Porsche Carrera Cup France
Qualifying
Best 5 Lap Times

PORSCHE
CARRERA CUP
FRANCE

Cls	N°	Driver	Nat	Cat	Cls	Team	Nat	Vehicle	Best 1		Best 2		Best 3		Best 4		Best 5	
									Time	Lap	Time	Lap	Time	Lap	Time	Lap	Time	Lap
1	98	Dorian Bocolacci	FRA	Pro	1	Forestier Racing CLRT	FRA	Porsche 911 GT3 Cup	1:30.422	12	1:30.524	13	1:30.565	5	1:30.955	4	1:31.035	11
2	99	Benjamin Paque	BEL	Pro	2	Forestier Racing CLRT	FRA	Porsche 911 GT3 Cup	1:30.511	14	1:30.549	15	1:30.887	6	1:30.900	12	1:31.024	5
3	1	Marvin Klein	FRA	Pro	3	TFT Racing	FRA	Porsche 911 GT3 Cup	1:30.615	11	1:30.851	14	1:31.220	5	1:31.253	6	1:31.963	3
4	76	Louis Perrot	FRA	Pro	4	IMSA LS Group Performance	FRA	Porsche 911 GT3 Cup	1:30.872	14	1:30.961	16	1:31.229	6	1:31.390	8	1:31.466	7
5	5	Mathys Jaubert	FRA	Pro	5	TFT Racing	FRA	Porsche 911 GT3 Cup	1:30.921	5	1:31.051	13	1:31.083	14	1:31.448	6	1:31.452	4
6	22	Alessandro Ghiretti	FRA	Pro	6	Martinet by Alméras	FRA	Porsche 911 GT3 Cup	1:30.950	11	1:31.043	10	1:31.136	13	1:31.165	12	1:31.195	5
7	77	Jérémy Sarhy	FRA	Pro	7	Racing Technology	FRA	Porsche 911 GT3 Cup	1:30.965	16	1:31.215	14	1:31.222	7	1:31.354	17	1:31.368	15
8	97	Artem Slutskii	ISR	Pro	8	Target Compétition	ITA	Porsche 911 GT3 Cup	1:31.144	13	1:31.255	14	1:31.310	12	1:31.580	5	1:31.645	6
9	29	Louis Rousset	FRA	Pro	9	Forestier Racing CLRT	FRA	Porsche 911 GT3 Cup	1:31.344	13	1:31.351	11	1:31.503	12	1:31.520	6	1:32.030	14
10	96	Zakhar Slutskii	ISR	Pro	10	Target Compétition	ITA	Porsche 911 GT3 Cup	1:31.362	12	1:31.586	6	1:32.764	4	1:35.529	5	1:37.034	7
11	27	Marlon Hernandez	FRA	Pro	11	ABM	FRA	Porsche 911 GT3 Cup	1:31.506	12	1:31.610	11	1:31.827	9	1:32.030	5	1:32.227	4
12	7	Jérôme Boullery	FRA	Pro-Am	1	Racing Technology	FRA	Porsche 911 GT3 Cup	1:31.523	15	1:31.865	8	1:31.914	14	1:31.968	7	1:32.020	13
13	74	Victor Blugeon	FRA	Pro	12	ABM	FRA	Porsche 911 GT3 Cup	1:31.583	11	1:31.715	4	1:31.727	13	1:31.791	5	1:31.815	12
14	89	Bashar Mardini	CAN	Pro-Am	2	Tsunami RT	ITA	Porsche 911 GT3 Cup	1:31.629	15	1:31.849	5	1:31.974	6	1:32.103	14	1:32.307	7
15	2	Marc Guillot	FRA	Pro-Am	3	HERRERO Racing	FRA	Porsche 911 GT3 Cup	1:31.691	14	1:31.793	15	1:31.847	16	1:32.155	17	1:32.393	7
16	53	Arthur Mathieu	FRA	Pro	13	Martinet by Alméras	FRA	Porsche 911 GT3 Cup	1:31.798	12	1:31.996	14	1:32.202	6	1:32.589	7	1:32.617	15
17	921	Fernando Monje	ESP	Pro	14	Martinet by Alméras	FRA	Porsche 911 GT3 Cup	1:31.825	13	1:31.958	14	1:32.572	7	1:32.878	6	1:32.895	12
18	38	Sébastien Dussollet	FRA	Pro-Am	4	ABM	FRA	Porsche 911 GT3 Cup	1:31.880	13	1:32.192	12	1:32.270	6	1:32.436	5	1:32.551	10
19	59	Maxence Maurice	FRA	Pro-Am	5	IMSA LS Group Performance	FRA	Porsche 911 GT3 Cup	1:32.030	14	1:32.123	12	1:32.226	13	1:32.640	11	1:32.776	5
20	73	Sébastien Poisson	FRA	Am	1	ABM	FRA	Porsche 911 GT3 Cup	1:32.070	11	1:32.136	12	1:32.378	6	1:32.612	5	1:32.898	4
21	12	Ludovic Loeul	FRA	Am	2	Porsche Lorient Racing	FRA	Porsche 911 GT3 Cup	1:32.291	14	1:32.565	13	1:32.704	7	1:32.731	15	1:32.731	16
22	56	Frédéric Ancel	FRA	Pro-Am	6	Porsche Lorient Racing	FRA	Porsche 911 GT3 Cup	1:32.390	15	1:32.785	16	1:33.358	7	1:33.435	5	1:33.529	9
23	911	Christophe Lapierre	FRA	Pro-Am	7	Martinet by Alméras	FRA	Porsche 911 GT3 Cup	1:32.448	12	1:32.449	13	1:32.753	14	1:32.795	15	1:32.904	5
24	49	Karim Ajlani	CHE	Am	3	ABM	FRA	Porsche 911 GT3 Cup	1:32.960	17	1:33.380	9	1:33.414	6	1:33.490	15	1:33.515	16
25	66	Gilles Colombani	FRA	Am	4	Team Clairet Sport	FRA	Porsche 911 GT3 Cup	1:33.661	14	1:33.717	6	1:33.741	7	1:34.136	13	1:34.141	5
26	24	Alexandre Leroy	BEL	Am	5	TFT Racing	FRA	Porsche 911 GT3 Cup	1:33.664	14	1:34.049	5	1:34.129	15	1:34.213	12	1:34.278	7
27	8	Christian Jaquillard	CHE	Am	6	Racing Technology	FRA	Porsche 911 GT3 Cup	1:33.787	8	1:34.391	12	1:34.417	11	1:34.445	9	1:34.691	6
28	78	Dominique Bastien	USA	Am	7	Speedlover	BEL	Porsche 911 GT3 Cup	1:35.545	8	1:36.506	14	1:36.867	13	1:37.701	3	1:37.869	12

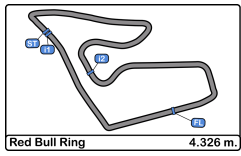


Red Bull Ring
Porsche Carrera Cup France
Qualifying
Best 5 Top Speeds

PORSCHE
CARRERA CUP
FRANCE

Clas	N°	Driver	Nat	Cat	Cls	Team	Nat	Vehicle	Top 1		Top 2		Top 3		Top 4		Top 5		Avg
									Km/h	Lap	Km/h	Lap	Km/h	Lap	Km/h	Lap	Km/h	Lap	
1	27	Marlon Hernandez	FRA	Pro	1	ABM	FRA	Porsche 911 GT3 Cup	242.1	6	240.5	4	240.0	5	239.4	3	238.9	11	240.2
2	98	Dorian Boccolacci	FRA	Pro	2	Forestier Racing CLRT	FRA	Porsche 911 GT3 Cup	242.1	14	241.0	7	241.0	10	241.0	11	241.0	12	241.2
3	76	Louis Perrot	FRA	Pro	3	IMSA LS Group Performance	FRA	Porsche 911 GT3 Cup	241.6	5	241.0	14	241.0	15	240.5	4	240.5	6	240.9
4	77	Jérémy Sarhy	FRA	Pro	4	Racing Technology	FRA	Porsche 911 GT3 Cup	241.6	15	241.0	14	240.5	6	240.5	7	240.5	8	240.8
5	99	Benjamin Paque	BEL	Pro	5	Forestier Racing CLRT	FRA	Porsche 911 GT3 Cup	241.6	13	241.6	15	240.5	14	240.0	4	240.0	6	240.7
6	1	Marvin Klein	FRA	Pro	6	TFT Racing	FRA	Porsche 911 GT3 Cup	241.0	12	240.5	11	240.5	14	238.9	10	237.8	13	239.7
7	53	Arthur Mathieu	FRA	Pro	7	Martinet by Alméras	FRA	Porsche 911 GT3 Cup	241.0	5	240.0	13	238.9	6	238.9	11	238.9	12	239.5
8	73	Sébastien Poisson	FRA	Am	1	ABM	FRA	Porsche 911 GT3 Cup	241.0	12	240.5	10	240.5	11	240.0	13	239.4	3	240.3
9	7	Jérôme Boullery	FRA	Pro-Am	1	Racing Technology	FRA	Porsche 911 GT3 Cup	240.5	15	240.5	17	240.0	13	240.0	14	240.0	16	240.2
10	29	Louis Rousset	FRA	Pro	8	Forestier Racing CLRT	FRA	Porsche 911 GT3 Cup	240.5	6	240.5	12	240.0	7	239.4	5	239.4	11	240.0
11	38	Sébastien Dussolliet	FRA	Pro-Am	2	ABM	FRA	Porsche 911 GT3 Cup	240.5	6	240.5	14	240.0	11	239.4	12	239.4	13	240.0
12	97	Artem Slutskii	ISR	Pro	9	Target Compétition	ITA	Porsche 911 GT3 Cup	240.5	14	240.0	11	240.0	12	240.0	13	239.4	5	240.0
13	921	Fernando Monje	ESP	Pro	10	Martinet by Alméras	FRA	Porsche 911 GT3 Cup	240.5	13	239.4	15	238.9	8	238.9	14	238.4	6	239.2
14	5	Mathys Jaubert	FRA	Pro	11	TFT Racing	FRA	Porsche 911 GT3 Cup	240.0	11	240.0	12	239.4	5	239.4	6	238.9	4	239.5
15	8	Christian Jaquillard	CHE	Am	2	Racing Technology	FRA	Porsche 911 GT3 Cup	240.0	8	239.4	12	238.9	9	238.4	5	238.4	11	239.0
16	22	Alessandro Ghiretti	FRA	Pro	12	Martinet by Alméras	FRA	Porsche 911 GT3 Cup	240.0	4	240.0	5	240.0	14	239.4	6	239.4	13	239.7
17	96	Zakhar Slutskii	ISR	Pro	13	Target Compétition	ITA	Porsche 911 GT3 Cup	240.0	11	240.0	12	240.0	13	239.4	14	238.9	10	239.6
18	2	Marc Guillot	FRA	Pro-Am	3	HERRERO Racing	FRA	Porsche 911 GT3 Cup	239.4	3	239.4	14	239.4	15	239.4	17	238.9	13	239.3
19	12	Ludovic Loeul	FRA	Am	3	Porsche Lorient Racing	FRA	Porsche 911 GT3 Cup	239.4	4	239.4	13	239.4	14	239.4	15	238.9	12	239.3
20	74	Victor Blugeon	FRA	Pro	14	ABM	FRA	Porsche 911 GT3 Cup	238.9	11	238.4	10	238.4	14	237.8	4	237.8	5	238.3
21	89	Bashar Mardini	CAN	Pro-Am	4	Tsunami RT	ITA	Porsche 911 GT3 Cup	238.9	4	238.9	6	238.9	15	238.4	7	238.4	13	238.7
22	911	Christophe Lapierre	FRA	Pro-Am	5	Martinet by Alméras	FRA	Porsche 911 GT3 Cup	238.9	12	238.9	13	238.9	14	237.8	5	237.8	8	238.5
23	49	Karim Ajlani	CHE	Am	4	ABM	FRA	Porsche 911 GT3 Cup	238.4	15	237.8	17	237.3	4	237.3	9	237.3	16	237.6
24	59	Maxence Maurice	FRA	Pro-Am	6	IMSA LS Group Performance	FRA	Porsche 911 GT3 Cup	238.4	11	237.8	6	237.8	12	237.8	13	237.3	5	237.8
25	66	Gilles Colombani	FRA	Am	5	Team Clairét Sport	FRA	Porsche 911 GT3 Cup	238.4	15	237.3	7	237.3	8	237.3	13	236.8	4	237.4
26	24	Alexandre Leroy	BEL	Am	6	TFT Racing	FRA	Porsche 911 GT3 Cup	237.8	12	237.8	14	237.3	15	236.8	5	236.8	13	237.3
27	56	Frédéric Ancel	FRA	Pro-Am	7	Porsche Lorient Racing	FRA	Porsche 911 GT3 Cup	237.8	5	237.8	15	237.3	9	236.8	13	236.8	16	237.3
28	78	Dominique Bastien	USA	Am	7	Speedlover	BEL	Porsche 911 GT3 Cup	236.3	5	235.2	12	234.7	8	234.7	15	234.2	6	235.0



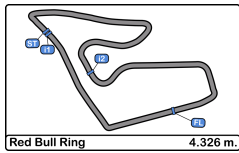


Red Bull Ring
Porsche Carrera Cup France
Qualifying
Fastest Laps Sequence



Lap	Time of Day	Session Time	N° Driver	Nat	Cat	Team	Nat	Vehicle	Time	Km/h
2	10:13:52.557	3:52.557	5 Mathys Jaubert		Pro	TFT Racing		Porsche 911 GT3	1:44.611	148.8
2	10:13:54.211	3:54.211	98 Dorian Bocolacci		Pro	Forestier Racing CLRT		Porsche 911 GT3	1:34.630	164.5
3	10:15:25.862	5:25.862	98 Dorian Bocolacci		Pro	Forestier Racing CLRT		Porsche 911 GT3	1:31.651	169.9
4	10:16:56.817	6:56.817	98 Dorian Bocolacci		Pro	Forestier Racing CLRT		Porsche 911 GT3	1:30.955	171.2
5	10:18:27.382	8:27.382	98 Dorian Bocolacci		Pro	Forestier Racing CLRT		Porsche 911 GT3	1:30.565	171.9
12	10:37:08.241	27:08.241	98 Dorian Bocolacci		Pro	Forestier Racing CLRT		Porsche 911 GT3	1:30.422	172.2



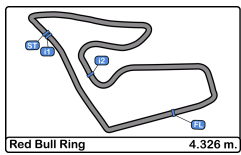


Red Bull Ring
Porsche Carrera Cup France
Qualifying
Event Best Maximum Speed

PORSCHE
CARRERA CUP
FRANCE

N°	Driver	Nat	Cat	Clas	Team	Nat	Vehicle	Km/h	Session	
24	Alexandre Leroy		BEL	Am	1	TFT Racing		Porsche 911 GT3	246.0	Private test
77	Jérémy Sarhy		FRA	Pro	1	Racing Technology		Porsche 911 GT3	242.1	Private test
1	Marvin Klein		FRA	Pro	2	TFT Racing		Porsche 911 GT3	242.1	Private test
99	Benjamin Paque		BEL	Pro	3	Forestier Racing CLRT		Porsche 911 GT3	242.1	Private test
27	Marlon Hernandez		FRA	Pro	4	ABM		Porsche 911 GT3	242.1	Qualifying
98	Dorian Boccolacci		FRA	Pro	5	Forestier Racing CLRT		Porsche 911 GT3	242.1	Qualifying
59	Maxence Maurice		FRA	Pro	1	IMSA LS Group Performance		Porsche 911 GT3	241.6	Private test
76	Louis Perrot		FRA	Pro	6	IMSA LS Group Performance		Porsche 911 GT3	241.6	Private test
73	Sébastien Poisson		FRA	Am	2	ABM		Porsche 911 GT3	241.6	Free Practice - 1
97	Artem Slutskii		ISR	Pro	7	Target Compétition		Porsche 911 GT3	241.6	Free Practice - 1
7	Jérôme Boullery		FRA	Pro	2	Racing Technology		Porsche 911 GT3	241.0	Private test
22	Alessandro Ghiretti		FRA	Pro	8	Martinet by Alméras		Porsche 911 GT3	241.0	Free Practice - 1
53	Arthur Mathieu		FRA	Pro	9	Martinet by Alméras		Porsche 911 GT3	241.0	Qualifying
921	Fernando Monje		ESP	Pro	10	Martinet by Alméras		Porsche 911 GT3	240.5	Private test
96	Zakhar Slutskii		ISR	Pro	11	Target Compétition		Porsche 911 GT3	240.5	Private test
2	Marc Guillot		FRA	Pro	3	HERRERO Racing		Porsche 911 GT3	240.5	Private test
12	Ludovic Loeul		FRA	Am	3	Porsche Lorient Racing		Porsche 911 GT3	240.5	Private test
5	Mathys Jaubert		FRA	Pro	12	TFT Racing		Porsche 911 GT3	240.5	Private test
38	Sébastien Dussolliet		FRA	Pro	4	ABM		Porsche 911 GT3	240.5	Qualifying
29	Louis Rousset		FRA	Pro	13	Forestier Racing CLRT		Porsche 911 GT3	240.5	Qualifying
66	Gilles Colombani		FRA	Am	4	Team Clairet Sport		Porsche 911 GT3	240.0	Private test
8	Christian Jaquillard		CHE	Am	5	Racing Technology		Porsche 911 GT3	240.0	Qualifying
56	Frédéric Ancel		FRA	Pro	5	Porsche Lorient Racing		Porsche 911 GT3	239.4	Private test
89	Bashar Mardini		CAN	Pro	6	Tsunami RT		Porsche 911 GT3	239.4	Private test
74	Victor Blugeon		FRA	Pro	14	ABM		Porsche 911 GT3	238.9	Private test
49	Karim Ajlani		CHE	Am	6	ABM		Porsche 911 GT3	238.9	Private test
911	Christophe Lapierre		FRA	Pro	7	Martinet by Alméras		Porsche 911 GT3	238.9	Qualifying
78	Dominique Bastien		USA	Am	7	Speedlover		Porsche 911 GT3	238.4	Private test





Red Bull Ring
Porsche Carrera Cup France
Qualifying
Pit Stop Analysis



2 Marc Guillot Porsche 911 GT3 Cup
 Pro-Am HERRERO Racing

N°	In Day Time	In Time	Out Time	Pit Time	T. Pit Time	Handicap	Diff.
1	10:23:33.704	10:23:33.704	10:27:05.495	3:31.791	3:31.791		

5 Mathys Jaubert Porsche 911 GT3 Cup
 Pro TFT Racing

N°	In Day Time	In Time	Out Time	Pit Time	T. Pit Time	Handicap	Diff.
1	10:21:39.557	10:21:39.557	10:29:19.486	7:39.929	7:39.929		

7 Jérôme Boullery Porsche 911 GT3 Cup
 Pro-Am Racing Technology

N°	In Day Time	In Time	Out Time	Pit Time	T. Pit Time	Handicap	Diff.
1	10:25:13.746	10:25:13.746	10:26:43.418	1:29.672	1:29.672		

8 Christian Jaquillard Porsche 911 GT3 Cup
 Am Racing Technology

N°	In Day Time	In Time	Out Time	Pit Time	T. Pit Time	Handicap	Diff.
1	10:32:39.355	10:32:39.355	10:35:07.857	2:28.502	2:28.502		

12 Ludovic Loetul Porsche 911 GT3 Cup
 Am Porsche Lorient Racing

N°	In Day Time	In Time	Out Time	Pit Time	T. Pit Time	Handicap	Diff.
1	10:23:46.468	10:23:46.468	10:27:54.399	4:07.931	4:07.931		

22 Alessandro Ghiretti Porsche 911 GT3 Cup
 Pro Martinet by Alméras

N°	In Day Time	In Time	Out Time	Pit Time	T. Pit Time	Handicap	Diff.
1	10:24:45.399	10:24:45.399	10:29:49.876	5:04.477	5:04.477		

24 Alexandre Leroy Porsche 911 GT3 Cup
 Am TFT Racing

N°	In Day Time	In Time	Out Time	Pit Time	T. Pit Time	Handicap	Diff.
1	10:25:46.922	10:25:46.922	10:29:33.090	3:46.168	3:46.168		

27 Marlon Hernandez Porsche 911 GT3 Cup
 Pro ABM

N°	In Day Time	In Time	Out Time	Pit Time	T. Pit Time	Handicap	Diff.
1	10:20:17.547	10:20:17.547	10:28:11.947	7:54.400	7:54.400		

29 Louis Rousset Porsche 911 GT3 Cup
 Pro Forestier Racing CLRT

N°	In Day Time	In Time	Out Time	Pit Time	T. Pit Time	Handicap	Diff.
1	10:21:41.670	10:21:41.670	10:29:14.975	7:33.305	7:33.305		

38 Sébastien Dussolliet Porsche 911 GT3 Cup
 Pro-Am ABM

N°	In Day Time	In Time	Out Time	Pit Time	T. Pit Time	Handicap	Diff.
1	10:22:08.082	10:22:08.082	10:29:40.375	7:32.293	7:32.293		

49 Karim Ajlani Porsche 911 GT3 Cup
 Am ABM

N°	In Day Time	In Time	Out Time	Pit Time	T. Pit Time	Handicap	Diff.
1	10:27:11.798	10:27:11.798	10:29:55.700	2:43.902	2:43.902		

53 Arthur Mathieu Porsche 911 GT3 Cup
 Pro Martinet by Alméras

N°	In Day Time	In Time	Out Time	Pit Time	T. Pit Time	Handicap	Diff.
1	10:24:59.317	10:24:59.317	10:29:24.561	4:25.244	4:25.244		

56 Frédéric Ancel Porsche 911 GT3 Cup
 Pro-Am Porsche Lorient Racing

N°	In Day Time	In Time	Out Time	Pit Time	T. Pit Time	Handicap	Diff.
1	10:27:42.949	10:27:42.949	10:30:21.083	2:38.134	2:38.134		

59 Maxence Maurice Porsche 911 GT3 Cup
 Pro-Am IMSA LS Group Performance

N°	In Day Time	In Time	Out Time	Pit Time	T. Pit Time	Handicap	Diff.
1	10:22:34.666	10:22:34.666	10:26:48.318	4:13.652	4:13.652		

66 Gilles Colombani Porsche 911 GT3 Cup
 Am Team Clairet Sport

N°	In Day Time	In Time	Out Time	Pit Time	T. Pit Time	Handicap	Diff.
1	10:25:51.358	10:25:51.358	10:27:45.948	1:54.590	1:54.590		

73 Sébastien Poisson Porsche 911 GT3 Cup
 Am ABM

N°	In Day Time	In Time	Out Time	Pit Time	T. Pit Time	Handicap	Diff.
1	10:22:19.828	10:22:19.828	10:29:11.013	6:51.185	6:51.185		

74 Victor Blugeon Porsche 911 GT3 Cup
 Pro ABM

N°	In Day Time	In Time	Out Time	Pit Time	T. Pit Time	Handicap	Diff.
1	10:20:31.133	10:20:31.133	10:28:48.594	8:17.461	8:17.461		

76 Louis Perrot Porsche 911 GT3 Cup
 Pro IMSA LS Group Performance

N°	In Day Time	In Time	Out Time	Pit Time	T. Pit Time	Handicap	Diff.
1	10:24:46.181	10:24:46.181	10:29:18.572	4:32.391	4:32.391		

77 Jérémy Sarhy Porsche 911 GT3 Cup
 Pro Racing Technology

N°	In Day Time	In Time	Out Time	Pit Time	T. Pit Time	Handicap	Diff.
1	10:25:00.234	10:25:00.234	10:26:29.979	1:29.745	1:29.745		
2	10:28:19.829	10:28:19.829	10:29:29.369	1:09.540	2:39.285		

78 Dominique Bastien Porsche 911 GT3 Cup
 Am Speedlover

N°	In Day Time	In Time	Out Time	Pit Time	T. Pit Time	Handicap	Diff.
1	10:26:36.616	10:26:36.616	10:29:22.315	2:45.699	2:45.699		

89 Bashar Mardini Porsche 911 GT3 Cup
 Pro-Am Tsunami RT

N°	In Day Time	In Time	Out Time	Pit Time	T. Pit Time	Handicap	Diff.
1	10:24:09.020	10:24:09.020	10:27:15.057	3:06.037	3:06.037		

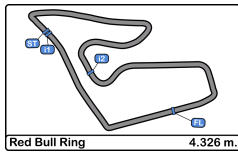
96 Zakhar Slutskii Porsche 911 GT3 Cup
 Pro Target Compétition

N°	In Day Time	In Time	Out Time	Pit Time	T. Pit Time	Handicap	Diff.
1	10:12:35.141	10:12:35.141	10:16:27.299	3:52.158	3:52.158		
2	10:25:58.326	10:25:58.326	10:29:13.964	3:15.638	7:07.796		

97 Artem Slutskii Porsche 911 GT3 Cup
 Pro Target Compétition

N°	In Day Time	In Time	Out Time	Pit Time	T. Pit Time	Handicap	Diff.
1	10:12:37.084	10:12:37.084	10:16:25.645	3:48.561	3:48.561		
2	10:25:48.458	10:25:48.458	10:29:09.477	3:21.019	7:09.580		





Red Bull Ring
Porsche Carrera Cup France
Qualifying
Pit Stop Analysis

PORSCHE
CARRERA CUP
FRANCE

98 Dorian Boccolacci Porsche 911 GT3 Cup
Pro Forestier Racing CLRT

N°	In Day Time	In Time	Out Time	Pit Time	T. Pit Time	Handicap	Diff.
1	10:21:31.912	10:21:31.912	10:29:12.299	7:40.387	7:40.387		

99 Benjamin Paque Porsche 911 GT3 Cup
Pro Forestier Racing CLRT

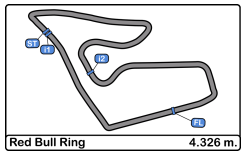
N°	In Day Time	In Time	Out Time	Pit Time	T. Pit Time	Handicap	Diff.
1	10:23:14.893	10:23:14.893	10:29:05.922	5:51.029	5:51.029		

911 Christophe Lapierre Porsche 911 GT3 Cup
Pro-Am Martinet by Alméras

N°	In Day Time	In Time	Out Time	Pit Time	T. Pit Time	Handicap	Diff.
1	10:25:54.820	10:25:54.820	10:28:54.354	2:59.534	2:59.534		

921 Fernando Monje Porsche 911 GT3 Cup
Pro Martinet by Alméras

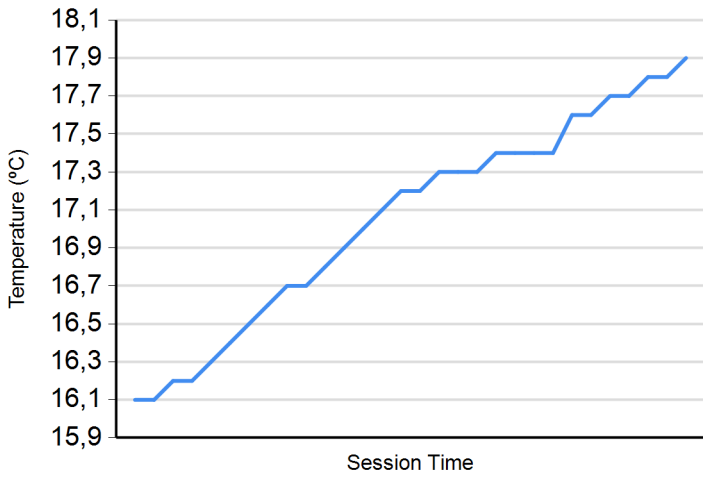
N°	In Day Time	In Time	Out Time	Pit Time	T. Pit Time	Handicap	Diff.
1	10:24:39.216	10:24:39.216	10:28:51.311	4:12.095	4:12.095		



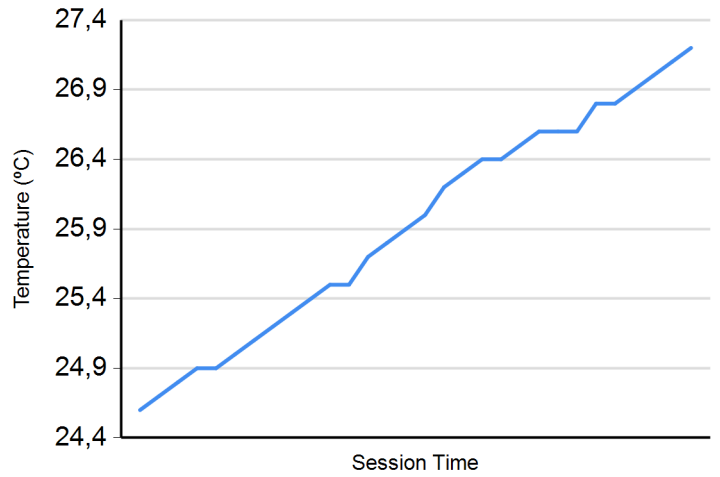
Red Bull Ring
Porsche Carrera Cup France
Qualifying
Weather Report



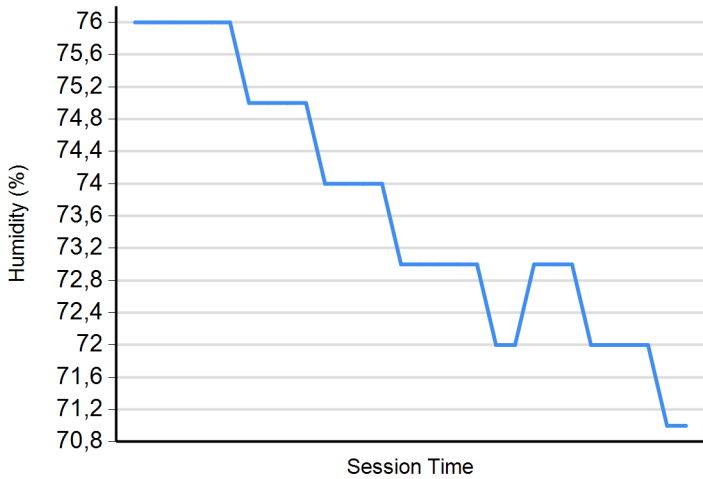
Air Temperature



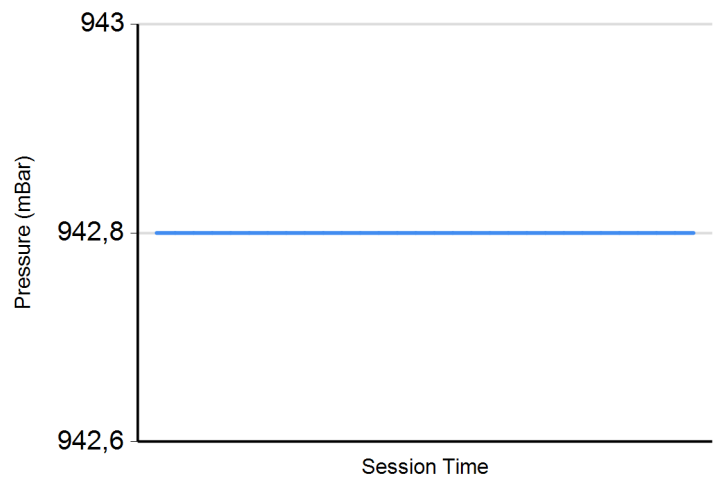
Track Temperature



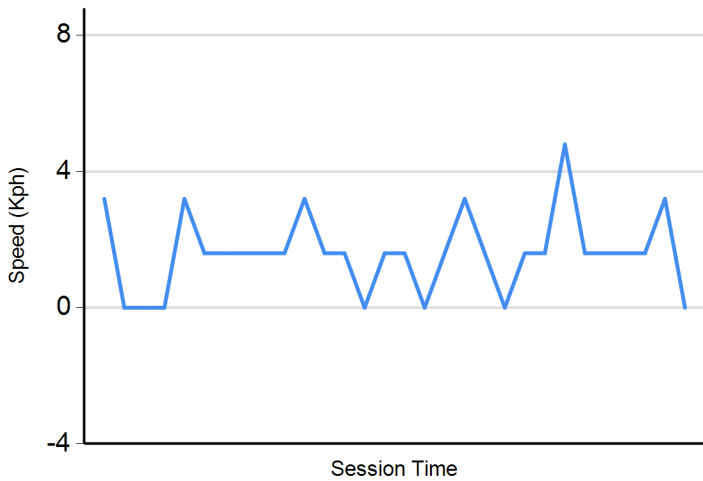
Humidity



Pressure



Wind Speed



Wind direction

