

Red Bull Ring
Porsche Carrera Cup France
Free Practice - 2
Provisional Results



Clas	Nº	Driver	Nat	Cat	Clas	Team	Nat	Vehicle	Laps	Best	Time	Gap	Interval	Km/h
1	5	Mathys Jaubert	FRA	Pro	1	TFT Racing	FRA	Porsche 911 GT3 Cup	21	18	1:31.783			169.6
2	98	Dorian Boccocacci	FRA	Pro	2	Forestier Racing CLRT	FRA	Porsche 911 GT3 Cup	25	18	1:31.891	0.108	0.108	169.4
3	1	Marvin Klein	FRA	Pro	3	TFT Racing	FRA	Porsche 911 GT3 Cup	21	20	1:31.936	0.153	0.045	169.3
4	29	Louis Rousset	FRA	Pro	4	Forestier Racing CLRT	FRA	Porsche 911 GT3 Cup	22	20	1:32.288	0.505	0.352	168.7
5	96	Zakhar Slutskii	ISR	Pro	5	Target Compétition	ITA	Porsche 911 GT3 Cup	22	18	1:32.301	0.518	0.013	168.7
6	99	Benjamin Paque	BEL	Pro	6	Forestier Racing CLRT	FRA	Porsche 911 GT3 Cup	21	18	1:32.320	0.537	0.019	168.6
7	97	Artem Slutskii	ISR	Pro	7	Target Compétition	ITA	Porsche 911 GT3 Cup	23	21	1:32.475	0.692	0.155	168.4
8	22	Alessandro Ghiretti	FRA	Pro	8	Martinet by Alméras	FRA	Porsche 911 GT3 Cup	22	17	1:32.477	0.694	0.002	168.4
9	2	Marc Guillot	FRA	Pro-Am	1	HERRERO Racing	FRA	Porsche 911 GT3 Cup	22	16	1:32.745	0.962	0.268	167.9
10	76	Louis Perrot	FRA	Pro	9	IMSA LS Group Performance	FRA	Porsche 911 GT3 Cup	23	15	1:32.845	1.062	0.100	167.7
11	77	Jérémy Sarhy	FRA	Pro	10	Racing Technology	FRA	Porsche 911 GT3 Cup	12	7	1:32.987	1.204	0.142	167.4
12	27	Marlon Hernandez	FRA	Pro	11	ABM	FRA	Porsche 911 GT3 Cup	22	20	1:33.063	1.280	0.076	167.3
13	89	Bashar Mardini	CAN	Pro-Am	2	Tsunami RT	ITA	Porsche 911 GT3 Cup	22	14	1:33.138	1.355	0.075	167.2
14	74	Victor Blugeon	FRA	Pro	12	ABM	FRA	Porsche 911 GT3 Cup	21	14	1:33.213	1.430	0.075	167.0
15	7	Jérôme Boullery	FRA	Pro-Am	3	Racing Technology	FRA	Porsche 911 GT3 Cup	22	12	1:33.309	1.526	0.096	166.9
16	921	Fernando Monje	ESP	Pro	13	Martinet by Alméras	FRA	Porsche 911 GT3 Cup	23	19	1:33.401	1.618	0.092	166.7
17	12	Ludovic Loeul	FRA	Am	1	Porsche Lorient Racing	FRA	Porsche 911 GT3 Cup	24	21	1:33.581	1.798	0.180	166.4
18	38	Sébastien Dussollet	FRA	Pro-Am	4	ABM	FRA	Porsche 911 GT3 Cup	23	15	1:33.648	1.865	0.067	166.2
19	59	Maxence Maurice	FRA	Pro-Am	5	IMSA LS Group Performance	FRA	Porsche 911 GT3 Cup	24	21	1:33.702	1.919	0.054	166.2
20	53	Arthur Mathieu	FRA	Pro	14	Martinet by Alméras	FRA	Porsche 911 GT3 Cup	24	7	1:33.795	2.012	0.093	166.0
21	911	Christophe Lapierre	FRA	Pro-Am	6	Martinet by Alméras	FRA	Porsche 911 GT3 Cup	21	13	1:33.840	2.057	0.045	165.9
22	73	Sébastien Poisson	FRA	Am	2	ABM	FRA	Porsche 911 GT3 Cup	25	9	1:33.870	2.087	0.030	165.9
23	56	Frédéric Ancel	FRA	Pro-Am	7	Porsche Lorient Racing	FRA	Porsche 911 GT3 Cup	24	9	1:34.243	2.460	0.373	165.2
24	49	Karim Ajlani	CHE	Am	3	ABM	FRA	Porsche 911 GT3 Cup	21	17	1:34.335	2.552	0.092	165.0
25	66	Gilles Colombani	FRA	Am	4	Team Clairet Sport	FRA	Porsche 911 GT3 Cup	23	19	1:34.394	2.611	0.059	164.9
26	8	Christian Jaquillard	CHE	Am	5	Racing Technology	FRA	Porsche 911 GT3 Cup	22	20	1:34.828	3.045	0.434	164.2
27	24	Alexandre Leroy	BEL	Am	6	TFT Racing	FRA	Porsche 911 GT3 Cup	22	19	1:34.866	3.083	0.038	164.1
28	78	Dominique Bastien	USA	Am	7	Speedlover	BEL	Porsche 911 GT3 Cup	21	19	1:37.537	5.754	2.671	159.6

*** PENALTIES**

CARS #2 - #5 - #7 - #12 - #22 - #24 - #27 - #29 - #38 - #49 - #53 - #56 SOME LAP TIMES DELETED DUE TRACK LIMITS

CARS #59 - #66 - #73 - #74 - #76 - #77 - #89 - #96 - #97 - #98 - #99 - #911 - #921 SOME LAP TIMES DELETED DUE TRACK LIMITS

Published at:.....

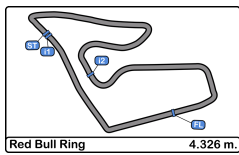
Track Temp: **38.7 °C** Air Temp: **26.1 °C** Humidity: **44 %** Track Status: **DRY**

Race Director:

Timekeeper:

Luis Garcia
 JOB-1605-ESP/M





Red Bull Ring
Porsche Carrera Cup France
Free Practice - 2
Provisional Results by Category



Pro														
Clas	Nº	Driver	Nat	Cat	Clas	Team	Nat	Vehicle	Laps	Best	Time	Gap	Interval	Km/h
1	5	Mathys Jaubert	FRA	Pro	1	TFT Racing	FRA	Porsche 911 GT3 Cup	21	18	1:31.783			169.6
2	98	Dorian Bocolacci	FRA	Pro	2	Forestier Racing CLRT	FRA	Porsche 911 GT3 Cup	25	18	1:31.891	0.108	0.108	169.4
3	1	Marvin Klein	FRA	Pro	3	TFT Racing	FRA	Porsche 911 GT3 Cup	21	20	1:31.936	0.153	0.045	169.3
4	29	Louis Rousset	FRA	Pro	4	Forestier Racing CLRT	FRA	Porsche 911 GT3 Cup	22	20	1:32.288	0.505	0.352	168.7
5	96	Zakhar Slutskii	ISR	Pro	5	Target Compétition	ITA	Porsche 911 GT3 Cup	22	18	1:32.301	0.518	0.013	168.7
6	99	Benjamin Paque	BEL	Pro	6	Forestier Racing CLRT	FRA	Porsche 911 GT3 Cup	21	18	1:32.320	0.537	0.019	168.6
7	97	Artem Slutskii	ISR	Pro	7	Target Compétition	ITA	Porsche 911 GT3 Cup	23	21	1:32.475	0.692	0.155	168.4
8	22	Alessandro Ghiretti	FRA	Pro	8	Martinet by Alméras	FRA	Porsche 911 GT3 Cup	22	17	1:32.477	0.694	0.002	168.4
9	76	Louis Perrot	FRA	Pro	9	IMSA LS Group Performance	FRA	Porsche 911 GT3 Cup	23	15	1:32.845	1.062	0.368	167.7
10	77	Jérémy Sarhy	FRA	Pro	10	Racing Technology	FRA	Porsche 911 GT3 Cup	12	7	1:32.987	1.204	0.142	167.4
11	27	Marlon Hernandez	FRA	Pro	11	ABM	FRA	Porsche 911 GT3 Cup	22	20	1:33.063	1.280	0.076	167.3
12	74	Victor Blugeon	FRA	Pro	12	ABM	FRA	Porsche 911 GT3 Cup	21	14	1:33.213	1.430	0.150	167.0
13	921	Fernando Monje	ESP	Pro	13	Martinet by Alméras	FRA	Porsche 911 GT3 Cup	23	19	1:33.401	1.618	0.188	166.7
14	53	Arthur Mathieu	FRA	Pro	14	Martinet by Alméras	FRA	Porsche 911 GT3 Cup	24	7	1:33.795	2.012	0.394	166.0

Pro-Am														
Clas	Nº	Driver	Nat	Cat	Clas	Team	Nat	Vehicle	Laps	Best	Time	Gap	Interval	Km/h
1	2	Marc Guillot	FRA	Pro-Am	1	HERRERO Racing	FRA	Porsche 911 GT3 Cup	22	16	1:32.745			167.9
2	89	Bashar Mardini	CAN	Pro-Am	2	Tsunami RT	ITA	Porsche 911 GT3 Cup	22	14	1:33.138	0.393	0.393	167.2
3	7	Jérôme Boullery	FRA	Pro-Am	3	Racing Technology	FRA	Porsche 911 GT3 Cup	22	12	1:33.309	0.564	0.171	166.9
4	38	Sébastien Dussollet	FRA	Pro-Am	4	ABM	FRA	Porsche 911 GT3 Cup	23	15	1:33.648	0.903	0.339	166.2
5	59	Maxence Maurice	FRA	Pro-Am	5	IMSA LS Group Performance	FRA	Porsche 911 GT3 Cup	24	21	1:33.702	0.957	0.054	166.2
6	911	Christophe Lapierre	FRA	Pro-Am	6	Martinet by Alméras	FRA	Porsche 911 GT3 Cup	21	13	1:33.840	1.095	0.138	165.9
7	56	Frédéric Ancel	FRA	Pro-Am	7	Porsche Lorient Racing	FRA	Porsche 911 GT3 Cup	24	9	1:34.243	1.498	0.403	165.2

Am														
Clas	Nº	Driver	Nat	Cat	Clas	Team	Nat	Vehicle	Laps	Best	Time	Gap	Interval	Km/h
1	12	Ludovic Loeul	FRA	Am	1	Porsche Lorient Racing	FRA	Porsche 911 GT3 Cup	24	21	1:33.581			166.4
2	73	Sébastien Poisson	FRA	Am	2	ABM	FRA	Porsche 911 GT3 Cup	25	9	1:33.870	0.289	0.289	165.9
3	49	Karim Ajlani	CHE	Am	3	ABM	FRA	Porsche 911 GT3 Cup	21	17	1:34.335	0.754	0.465	165.0
4	66	Gilles Colombani	FRA	Am	4	Team Clairet Sport	FRA	Porsche 911 GT3 Cup	23	19	1:34.394	0.813	0.059	164.9
5	8	Christian Jaquillard	CHE	Am	5	Racing Technology	FRA	Porsche 911 GT3 Cup	22	20	1:34.828	1.247	0.434	164.2
6	24	Alexandre Leroy	BEL	Am	6	TFT Racing	FRA	Porsche 911 GT3 Cup	22	19	1:34.866	1.285	0.038	164.1
7	78	Dominique Bastien	USA	Am	7	Speedlover	BEL	Porsche 911 GT3 Cup	21	19	1:37.537	3.956	2.671	159.6

*** PENALTIES**

CARS #2 - #5 - #7 - #12 - #22 - #24 - #27 - #29 - #38 - #49 - #53 - #56 SOME LAP TIMES DELETED DUE TRACK LIMITS

CARS #59 - #66 - #73 - #74 - #76 - #77 - #89 - #96 - #97 - #98 - #99 - #911 - #921 SOME LAP TIMES DELETED DUE TRACK LIMITS

Published at:.....

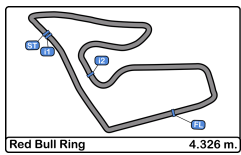
Track Temp: **38.7 °C** Air Temp: **26.1 °C** Humidity: **44 %** Track Status: **DRY**

Race Director:

Timekeeper:

Luis Garcia
 JOB-1605-ESP/M





Red Bull Ring
Porsche Carrera Cup France
Free Practice - 2
Provisional Results by Class



Rookie														
Clas	Nº	Driver	Nat	Cat	Clas	Team	Nat	Vehicle	Laps	Best	Time	Gap	Interval	Km/h
1	5	Mathys Jaubert	FRA	R	1	TFT Racing	FRA	Porsche 911 GT3 Cup	21	18	1:31.783			169.6
2	29	Louis Rousset	FRA	R	2	Forestier Racing CLRT	FRA	Porsche 911 GT3 Cup	22	20	1:32.288	0.505	0.505	168.7
3	99	Benjamin Paque	BEL	R	3	Forestier Racing CLRT	FRA	Porsche 911 GT3 Cup	21	18	1:32.320	0.537	0.032	168.6
4	27	Marlon Hernandez	FRA	R	4	ABM	FRA	Porsche 911 GT3 Cup	22	20	1:33.063	1.280	0.743	167.3
Clas	Nº	Driver	Nat	Cat	Clas	Team	Nat	Vehicle	Laps	Best	Time	Gap	Interval	Km/h
1	98	Dorian Bocolacci	FRA			Forestier Racing CLRT	FRA	Porsche 911 GT3 Cup	25	18	1:31.891			169.4
2	1	Marvin Klein	FRA			TFT Racing	FRA	Porsche 911 GT3 Cup	21	20	1:31.936	0.045	0.045	169.3
3	96	Zakhar Slutskii	ISR			Target Compétition	ITA	Porsche 911 GT3 Cup	22	18	1:32.301	0.410	0.365	168.7
4	97	Artem Slutskii	ISR			Target Compétition	ITA	Porsche 911 GT3 Cup	23	21	1:32.475	0.584	0.174	168.4
5	22	Alessandro Ghiretti	FRA			Martinet by Alméras	FRA	Porsche 911 GT3 Cup	22	17	1:32.477	0.586	0.002	168.4
6	2	Marc Guillot	FRA			HERRERO Racing	FRA	Porsche 911 GT3 Cup	22	16	1:32.745	0.854	0.268	167.9
7	76	Louis Perrot	FRA			IMSA LS Group Performance	FRA	Porsche 911 GT3 Cup	23	15	1:32.845	0.954	0.100	167.7
8	77	Jérémy Sarhy	FRA			Racing Technology	FRA	Porsche 911 GT3 Cup	12	7	1:32.987	1.096	0.142	167.4
9	89	Bashar Mardini	CAN			Tsunami RT	ITA	Porsche 911 GT3 Cup	22	14	1:33.138	1.247	0.151	167.2
10	74	Victor Blugeon	FRA			ABM	FRA	Porsche 911 GT3 Cup	21	14	1:33.213	1.322	0.075	167.0
11	7	Jérôme Boullery	FRA			Racing Technology	FRA	Porsche 911 GT3 Cup	22	12	1:33.309	1.418	0.096	166.9
12	921	Fernando Monje	ESP			Martinet by Alméras	FRA	Porsche 911 GT3 Cup	23	19	1:33.401	1.510	0.092	166.7
13	12	Ludovic Loeul	FRA			Porsche Lorient Racing	FRA	Porsche 911 GT3 Cup	24	21	1:33.581	1.690	0.180	166.4
14	38	Sébastien Dussolliet	FRA			ABM	FRA	Porsche 911 GT3 Cup	23	15	1:33.648	1.757	0.067	166.2
15	59	Maxence Maurice	FRA			IMSA LS Group Performance	FRA	Porsche 911 GT3 Cup	24	21	1:33.702	1.811	0.054	166.2
16	53	Arthur Mathieu	FRA			Martinet by Alméras	FRA	Porsche 911 GT3 Cup	24	7	1:33.795	1.904	0.093	166.0
17	911	Christophe Lapiere	FRA			Martinet by Alméras	FRA	Porsche 911 GT3 Cup	21	13	1:33.840	1.949	0.045	165.9
18	73	Sébastien Poisson	FRA			ABM	FRA	Porsche 911 GT3 Cup	25	9	1:33.870	1.979	0.030	165.9
19	56	Frédéric Ancel	FRA			Porsche Lorient Racing	FRA	Porsche 911 GT3 Cup	24	9	1:34.243	2.352	0.373	165.2
20	49	Karim Ajlani	CHE			ABM	FRA	Porsche 911 GT3 Cup	21	17	1:34.335	2.444	0.092	165.0
21	66	Gilles Colombani	FRA			Team Clairet Sport	FRA	Porsche 911 GT3 Cup	23	19	1:34.394	2.503	0.059	164.9
22	8	Christian Jaquillard	CHE			Racing Technology	FRA	Porsche 911 GT3 Cup	22	20	1:34.828	2.937	0.434	164.2
23	24	Alexandre Leroy	BEL			TFT Racing	FRA	Porsche 911 GT3 Cup	22	19	1:34.866	2.975	0.038	164.1
24	78	Dominique Bastien	USA			Speedlover	BEL	Porsche 911 GT3 Cup	21	19	1:37.537	5.646	2.671	159.6

*** PENALTIES**

CARS #2 - #5 - #7 - #12 - #22 - #24 - #27 - #29 - #38 - #49 - #53 - #56 SOME LAP TIMES DELETED DUE TRACK LIMITS

CARS #59 - #66 - #73 - #74 - #76 - #77 - #89 - #96 - #97 - #98 - #99 - #911 - #921 SOME LAP TIMES DELETED DUE TRACK LIMITS

Published at:.....

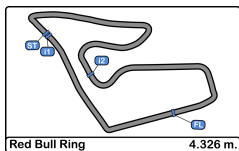
Track Temp: **38.7 °C** Air Temp: **26.1 °C** Humidity: **44 %** Track Status: **DRY**

Race Director:

Timekeeper:

Luis Garcia
 JOB-1605-ESP/M





Red Bull Ring
Porsche Carrera Cup France
Free Practice - 2



Provisional 2 Fastest Lap Results

Clas	Nº	Driver	Nat	Cat	Clas	Team	Nat	Vehicle	Laps	Best	Time	Gap	Interval	Km/h
1	98	Dorian Bocolacci	FRA	Pro	1	Forestier Racing CLRT	FRA	Porsche 911 GT3 Cup	25	20	1:31.986			169.4
2	1	Marvin Klein	FRA	Pro	2	TFT Racing	FRA	Porsche 911 GT3 Cup	21	18	1:32.094	0.108	0.108	169.3
3	5	Mathys Jaubert	FRA	Pro	3	TFT Racing	FRA	Porsche 911 GT3 Cup	21	16	1:32.145	0.159	0.051	169.6
4	29	Louis Rousset	FRA	Pro	4	Forestier Racing CLRT	FRA	Porsche 911 GT3 Cup	22	15	1:32.346	0.360	0.201	168.7
5	99	Benjamin Paque	BEL	Pro	5	Forestier Racing CLRT	FRA	Porsche 911 GT3 Cup	21	15	1:32.361	0.375	0.015	168.6
6	96	Zakhar Slutsii	ISR	Pro	6	Target Compétition	ITA	Porsche 911 GT3 Cup	22	19	1:32.366	0.380	0.005	168.7
7	22	Alessandro Ghiretti	FRA	Pro	7	Martinet by Alméras	FRA	Porsche 911 GT3 Cup	22	7	1:32.503	0.517	0.137	168.4
8	97	Artem Slutsii	ISR	Pro	8	Target Compétition	ITA	Porsche 911 GT3 Cup	23	10	1:32.528	0.542	0.025	168.4
9	2	Marc Guillot	FRA	Pro-Am	1	HERRERO Racing	FRA	Porsche 911 GT3 Cup	22	10	1:32.891	0.905	0.363	167.9
10	76	Louis Perrot	FRA	Pro	9	IMSA LS Group Performance	FRA	Porsche 911 GT3 Cup	23	20	1:32.942	0.956	0.051	167.7
11	27	Marlon Hernandez	FRA	Pro	10	ABM	FRA	Porsche 911 GT3 Cup	22	15	1:33.116	1.130	0.174	167.3
12	89	Bashar Mardini	CAN	Pro-Am	2	Tsunami RT	ITA	Porsche 911 GT3 Cup	22	19	1:33.174	1.188	0.058	167.2
13	77	Jérémy Sarhy	FRA	Pro	11	Racing Technology	FRA	Porsche 911 GT3 Cup	12	8	1:33.195	1.209	0.021	167.4
14	74	Victor Blugeon	FRA	Pro	12	ABM	FRA	Porsche 911 GT3 Cup	21	6	1:33.220	1.234	0.025	167.0
15	7	Jérôme Boullery	FRA	Pro-Am	3	Racing Technology	FRA	Porsche 911 GT3 Cup	22	6	1:33.374	1.388	0.154	166.9
16	921	Fernando Monje	ESP	Pro	13	Martinet by Alméras	FRA	Porsche 911 GT3 Cup	23	17	1:33.464	1.478	0.090	166.7
17	38	Sébastien Dussolliet	FRA	Pro-Am	4	ABM	FRA	Porsche 911 GT3 Cup	23	13	1:33.702	1.716	0.238	166.2
18	59	Maxence Maurice	FRA	Pro-Am	5	IMSA LS Group Performance	FRA	Porsche 911 GT3 Cup	24	9	1:33.774	1.788	0.072	166.2
19	12	Ludovic Loeul	FRA	Am	1	Porsche Lorient Racing	FRA	Porsche 911 GT3 Cup	24	8	1:33.793	1.807	0.019	166.4
20	53	Arthur Mathieu	FRA	Pro	14	Martinet by Alméras	FRA	Porsche 911 GT3 Cup	24	22	1:33.822	1.836	0.029	166.0
21	911	Christophe Lapierre	FRA	Pro-Am	6	Martinet by Alméras	FRA	Porsche 911 GT3 Cup	21	18	1:33.917	1.931	0.095	165.9
22	73	Sébastien Poisson	FRA	Am	2	ABM	FRA	Porsche 911 GT3 Cup	25	11	1:33.992	2.006	0.075	165.9
23	56	Frédéric Ancel	FRA	Pro-Am	7	Porsche Lorient Racing	FRA	Porsche 911 GT3 Cup	24	14	1:34.317	2.331	0.325	165.2
24	49	Karim Ajlani	CHE	Am	3	ABM	FRA	Porsche 911 GT3 Cup	21	18	1:34.365	2.379	0.048	165.0
25	66	Gilles Colombani	FRA	Am	4	Team Clairet Sport	FRA	Porsche 911 GT3 Cup	23	16	1:34.413	2.427	0.048	164.9
26	24	Alexandre Leroy	BEL	Am	5	TFT Racing	FRA	Porsche 911 GT3 Cup	22	21	1:34.969	2.983	0.556	164.1
27	8	Christian Jaquillard	CHE	Am	6	Racing Technology	FRA	Porsche 911 GT3 Cup	22	21	1:35.327	3.341	0.358	164.2
28	78	Dominique Bastien	USA	Am	7	Speedlover	FRA	Porsche 911 GT3 Cup	21	20	1:37.662	5.676	2.335	159.6

*** PENALTIES**

CARS #2 - #5 - #7 - #12 - #22 - #24 - #27 - #29 - #38 - #49 - #53 - #56 SOME LAP TIMES DELETED DUE TRACK LIMITS

CARS #59 - #66 - #73 - #74 - #76 - #77 - #89 - #96 - #97 - #98 - #99 - #911 - #921 SOME LAP TIMES DELETED DUE TRACK LIMITS

Published at:.....

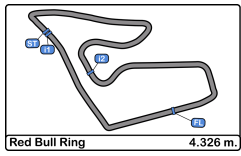
Track Temp: **38.7 °C** Air Temp: **26.1 °C** Humidity: **44 %** Track Status: **DRY**

Race Director:

Timekeeper:

Luis Garcia
 JOB-1605-ESP/M





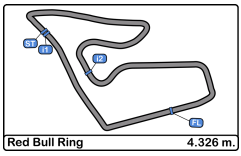
Red Bull Ring
Porsche Carrera Cup France
Free Practice - 2
Lap Analysis



1 Pro Marvin Klein Porsche 911 GT3 Cup							5 Pro Mathys Jaubert Porsche 911 GT3 Cup						
Lap	D	Time	Sector 1	Sector 2	Sector 3	T. Spd	Lap	D	Time	Sector 1	Sector 2	Sector 3	T. Spd
1		16:17:55.302	16:16:37.584	45.024	32.694	214.7	16:17:55.302	1	16:20:10.298	16:18:54.834	44.377	31.087	202.2
2		1:35.156	23.768	41.995	29.393	229.7	16:19:30.458	2	1:37.381	23.791	42.168	31.422	213.8
3		1:33.356	22.932	41.400	29.024	236.3	16:21:03.814	3	1:34.052	23.081	41.881	29.090	234.2
4		1:33.091	22.780	41.209	29.102	237.3	16:22:36.905	4	1:33.346	22.892	41.297	29.157	238.9
5		1:40.267 P	22.769	41.112	36.386	236.8	16:24:17.172	5	1:32.746	22.848	40.995	28.903	236.3
6		4:11.699	3:01.500	41.268	28.931	229.2	16:28:28.871	6	4:33.440	23.053	41.155	28.902	235.8
7		1:33.034	22.746	41.186	29.102	235.8	16:30:01.905	7	1:40.309 P	22.865	41.114	36.330	235.8
8		1:32.690	22.698	40.940	29.052	237.3	16:31:34.595	8	5:19.083	4:04.196	41.635	33.252	229.2
9		1:43.133 P	22.681	41.520	38.932	236.8	16:33:17.728	9	1:33.767	22.952	41.396	29.419	235.2
10		4:25.225	3:13.907	41.542	29.776	229.2	16:37:42.953	10	1:32.888	22.867	41.087	28.934	237.3
11		1:32.807	22.747	40.944	29.116	236.3	16:39:15.760	11	1:33.464	22.826	41.222	29.416	235.8
12		1:39.839 P	22.829	40.978	36.032	237.3	16:40:55.599	12	1:39.893 P	22.710	41.174	36.009	236.8
13		5:01.117	3:45.175	45.914	30.028	165.6	16:45:56.716	13	5:17.821	4:04.089	43.788	29.944	200.0
14		1:33.271	23.100	41.251	28.920	233.2	16:47:29.987	14	1:39.291	25.819	42.765	30.707	198.8
15		1:32.629	22.758	40.856	29.015	235.8	16:49:02.616	15	1:32.230	22.668	40.924	28.638	236.3
16		1:32.164	22.710	40.839	28.615	235.8	16:50:34.780	16	1:32.145	22.604	40.934	28.607	237.3
17		1:34.820	22.611	41.109	31.100	234.7	16:52:09.600	17	1:33.209	22.606	40.715	29.888	237.3
18		1:32.094	22.715	40.727	28.652	237.3	16:53:41.694	18	1:31.783	22.572	40.681	28.530	236.8
19		1:33.430	22.548	40.972	29.910	236.8	16:55:15.124	19	1:34.908	22.608	43.338	28.962	237.8
20		1:31.936	22.617	40.718	28.601	236.3	16:56:47.060	20	1:33.878	22.620	40.885	30.373	237.3
21		2:00.995 P	26.420	50.142	44.433	151.4	16:58:48.055	21	1:58.585 P	26.944	49.505	42.136	149.3

2 Pro-Am Marc Guillot Porsche 911 GT3 Cup							7 Pro-Am Jérôme Boullery Porsche 911 GT3 Cup						
Lap	D	Time	Sector 1	Sector 2	Sector 3	T. Spd	Lap	D	Time	Sector 1	Sector 2	Sector 3	T. Spd
1		16:20:20.840	16:19:02.639	46.877	31.324	183.3	16:20:20.840	1	16:18:13.145	16:16:50.416	50.219	32.510	169.2
2		1:42.640	23.629	47.815	31.196	217.7	16:22:03.480	2	1:43.529	28.334	44.659	30.536	143.2
3		1:35.082	23.186	42.142	29.754	233.7	16:23:38.562	3	1:35.330	23.594	42.251	29.485	231.2
4		1:34.916	23.186	42.094	29.636	234.2	16:25:13.478	4	1:33.645	23.035	41.432	29.178	236.8
5		1:46.156 P	24.634	43.357	38.165	214.2	16:26:59.634	5	4:34.438	23.123	41.639	29.376	235.2
6		3:27.027	2:09.538	47.047	30.442	157.2	16:30:26.661	6	1:33.374	22.889	41.540	28.945	236.8
7		1:37.304	23.753	42.624	30.927	227.3	16:32:03.965	7	1:33.672	22.920	41.278	29.474	237.3
8		1:33.371	22.930	41.248	29.193	235.8	16:33:37.336	8	1:41.263 P	22.974	41.224	37.065	237.3
9		1:33.239	22.953	41.276	29.010	236.3	16:35:10.575	9	5:25.730	4:14.562	41.842	29.326	226.8
10		1:32.891	22.889	41.143	28.859	236.8	16:36:43.466	10	1:34.664	23.523	41.747	29.394	235.2
11		1:43.962 P	22.947	41.811	39.204	236.3	16:38:27.428	11	1:33.961	23.158	41.635	29.168	235.2
12		3:12.444	2:01.843	41.440	29.161	233.2	16:41:39.872	12	1:33.309	23.121	41.236	28.952	236.8
13		1:33.075	22.896	41.213	28.966	236.3	16:43:12.947	13	1:34.037	23.064	41.493	29.480	236.8
14		4:33.729	22.873	41.126	29.730	236.8	16:44:46.676	14	1:35.867	23.413	41.716	30.738	236.3
15		4:34.663	23.835	41.693	29.135	227.3	16:46:21.339	15	1:33.461	22.992	41.265	29.204	237.3
16		1:32.745	22.860	41.030	28.855	237.3	16:47:54.084	16	1:43.027 P	22.997	41.569	38.461	236.8
17		1:33.452	22.856	41.484	29.112	237.8	16:49:27.536	17	4:28.249	3:17.269	41.708	29.272	230.7
18		1:42.206 P	23.517	42.462	36.227	225.4	16:51:09.742	18	1:34.057	23.611	41.209	29.237	236.3
19		3:13.836	2:02.359	42.341	29.136	226.4	16:54:23.578	19	1:33.533	23.022	41.471	29.040	236.8
20		1:33.325	22.940	41.374	29.011	236.8	16:55:56.903	20	1:33.404	23.071	41.382	28.951	237.3
21		4:33.474	23.017	41.293	29.164	235.8	16:57:30.377	21	1:33.896	22.878	41.951	29.067	238.4
22		1:50.700 P	24.164	44.929	41.607	206.8	16:59:21.077	22	1:59.388 P	25.034	50.098	44.256	180.0





Red Bull Ring
Porsche Carrera Cup France
Free Practice - 2
Lap Analysis



8

Christian Jaquillard

Porsche 911 GT3 Cup **22**

Alessandro Ghiretti

Porsche 911 GT3 Cup

Am

Racing Technology Pro

Martinet by Alméras

Lap	D	Time	Sector 1	Sector 2	Sector 3	T. Spd	Elapsed	Lap	D	Time	Sector 1	Sector 2	Sector 3	T. Spd	Elapsed
1		16:18:53.834	16:17:27.011	52.234	34.589	154.9	16:18:53.834	1		16:22:58.901	16:21:44.462	44.066	30.373	200.7	16:22:58.901
2		1:40.987	24.611	44.756	31.620	193.2	16:20:34.821	2		1:38.824	23.557	45.776	29.491	230.2	16:24:37.725
3		1:37.615	23.778	42.797	31.040	230.2	16:22:12.436	3		1:33.135	22.937	41.393	28.805	235.2	16:26:10.860
4		1:37.215	23.580	42.740	30.895	233.7	16:23:49.651	4		1:32.730	22.964	41.105	28.661	234.2	16:27:43.590
5		1:36.621	23.917	42.296	30.408	231.2	16:25:26.272	5		1:32.596	22.814	40.849	28.933	235.8	16:29:16.186
6		1:36.766	23.439	42.995	30.332	227.8	16:27:03.038	6		1:32.549	22.829	40.886	28.834	235.2	16:30:48.735
7		1:35.992	23.251	42.627	30.114	233.7	16:28:39.030	7		1:32.503	22.796	40.876	28.831	235.8	16:32:21.238
8		1:36.250	23.658	42.361	30.231	233.7	16:30:15.280	8		1:33.244	22.796	41.215	29.233	236.8	16:33:54.482
9		1:36.214	23.595	42.202	30.417	228.8	16:31:51.494	9		1:32.716	22.715	41.037	28.963	235.8	16:35:27.197
10		1:36.810	24.069	42.175	30.566	231.7	16:33:28.304	10		1:32.704	22.842	41.012	28.850	234.7	16:36:59.901
11		1:37.157	24.212	42.411	30.534	228.8	16:35:05.461	11		1:33.043	22.820	41.436	28.787	235.8	16:38:32.944
12		2:06.483 P	25.806	49.247	51.430	159.0	16:37:11.944	12		1:32.509	22.740	40.923	28.846	235.8	16:40:05.453
13		4:51.270	3:35.947	44.278	31.045	166.9	16:42:03.214	13		1:32.702	22.771	40.950	28.981	236.3	16:41:38.155
14		1:36.476	23.735	42.564	30.177	234.7	16:43:39.690	14		1:32.640	22.864	40.983	28.793	236.3	16:43:10.795
15		1:36.588	23.326	42.656	30.606	232.7	16:45:16.278	15		1:32.540	22.790	40.839	28.911	236.3	16:44:43.335
16		1:35.791	23.359	42.125	30.307	236.3	16:46:52.069	16		1:37.303	26.745	41.615	28.943	230.7	16:46:20.638
17		1:35.707	23.418	42.142	30.147	233.7	16:48:27.776	17		1:32.477	22.830	40.829	28.818	235.8	16:47:53.115
18		1:35.484	23.288	42.091	30.105	236.3	16:50:03.260	18		1:32.844	22.823	41.162	28.859	236.3	16:49:25.959
19		1:35.883	23.672	42.407	29.804	231.2	16:51:39.143	19		1:32.722	22.767	41.098	28.857	236.3	16:50:58.681
20		1:34.828	23.211	41.900	29.717	236.8	16:53:13.971	20		1:39.849 P	22.793	41.507	35.549	236.3	16:52:38.530
21		1:35.327	23.134	42.176	30.017	234.7	16:54:49.298	21		2:42.746	1:28.140	45.319	29.287	234.2	16:55:21.276
22		2:23.398 P	36.385	56.995	50.018	151.2	16:57:12.696	22		1:53.950 P	27.118	41.303	45.529	233.2	16:57:15.226

12

Ludovic Loel

Porsche 911 GT3 Cup **24**

Alexandre Leroy

Porsche 911 GT3 Cup

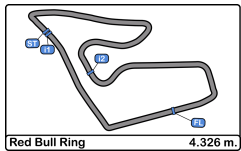
Am

Porsche Lorient Racing Am

TFT Racing

Lap	D	Time	Sector 1	Sector 2	Sector 3	T. Spd	Elapsed	Lap	D	Time	Sector 1	Sector 2	Sector 3	T. Spd	Elapsed
1		16:18:30.797	16:17:07.707	50.081	33.009	145.1	16:18:30.797	1		16:18:34.157	16:17:13.132	48.170	32.855	176.1	16:18:34.157
2		1:41.868	25.809	44.949	31.110	207.2	16:20:12.665	2		1:41.768	25.097	45.313	31.358	167.9	16:20:15.925
3		1:36.041	23.450	42.096	30.495	234.2	16:21:48.706	3		1:39.040	24.198	43.245	31.597	209.3	16:21:54.965
4		1:34.766	23.142	42.042	29.582	235.8	16:23:23.472	4		1:37.469	23.542	43.121	30.787	227.3	16:23:32.415
5		1:34.009	23.164	41.610	29.235	235.8	16:24:57.481	5		1:36.341	23.424	42.404	30.513	232.7	16:25:08.756
6		1:34.045	23.087	41.652	29.306	236.3	16:26:31.526	6		1:35.914	23.499	42.295	30.120	229.2	16:26:44.670
7		1:34.605	23.241	41.662	29.702	235.2	16:28:06.131	7		1:35.835	23.320	42.409	30.106	227.8	16:28:20.505
8		1:33.793	23.149	41.493	29.151	234.2	16:29:39.924	8		1:36.874	23.264	42.094	30.513	233.2	16:29:56.376
9		1:34.307	23.133	41.472	29.702	234.7	16:31:14.231	9		1:44.882 P	24.428	42.284	38.170	231.7	16:31:41.258
10		1:56.413	23.033	41.465	51.915	235.2	16:33:10.644	10		4:51.466	3:38.074	42.826	30.566	216.4	16:36:32.724
11		1:34.683	23.601	41.512	29.570	234.2	16:34:45.327	11		1:36.510	23.994	42.283	30.233	228.8	16:38:09.234
12		1:34.440	23.092	41.898	29.450	234.7	16:36:19.767	12		1:36.202	23.882	42.277	30.043	232.7	16:39:45.436
13		1:34.855	23.029	42.327	29.499	235.8	16:37:54.622	13		1:35.570	23.237	42.119	30.214	233.2	16:41:21.006
14		1:35.215	23.081	41.930	30.204	235.8	16:39:29.837	14		1:35.736	23.343	42.180	30.213	235.2	16:42:56.742
15		1:46.401 P	23.365	43.777	39.259	235.2	16:41:16.238	15		1:45.032 P	23.256	42.535	39.241	235.2	16:44:41.774
16		5:17.405	4:01.452	45.134	30.819	191.8	16:46:33.643	16		3:46.975	2:34.510	42.109	30.356	221.3	16:48:28.749
17		1:35.242	23.392	42.221	29.629	230.7	16:48:08.885	17		1:35.503	23.203	41.949	30.351	236.3	16:50:04.252
18		1:34.121	23.064	41.744	29.313	235.8	16:49:43.006	18		1:35.525	23.331	42.277	29.917	233.7	16:51:39.777
19		1:34.084	23.120	41.437	29.527	235.2	16:51:17.090	19		1:34.866	23.309	41.679	29.878	234.7	16:53:14.643
20		1:34.167	23.069	41.508	29.590	235.8	16:52:51.257	20		1:35.258	23.042	42.047	30.169	236.8	16:54:49.901
21		1:33.581	22.910	41.487	29.184	236.3	16:54:24.838	21		1:34.969	23.266	41.746	29.957	235.8	16:56:24.870
22		1:33.733	22.947	41.436	29.350	236.8	16:55:58.571	22		2:07.990 P	29.634	55.182	43.174	149.1	16:58:32.860
23		1:34.143	23.142	41.566	29.435	236.3	16:57:32.714	23							
24		1:57.530 P	25.974	49.524	42.032	166.9	16:59:30.244	24							





Red Bull Ring
Porsche Carrera Cup France
Free Practice - 2
Lap Analysis



27

Marlon Hernandez

Porsche 911 GT3 Cup

38

Sébastien Dussolliet

Porsche 911 GT3 Cup

Pro							ABM		Pro-Am							ABM	
Lap	D	Time	Sector 1	Sector 2	Sector 3	T. Spd	Elapsed	Lap	D	Time	Sector 1	Sector 2	Sector 3	T. Spd	Elapsed		
1		46:17:57.693	16:16:41.168	45.369	31.156	196.3	16:17:57.693	1		16:18:26.066	16:17:01.522	51.089	33.455	158.1	16:18:26.066		
2		4:36.754	23.855	43.204	29.695	204.9	16:19:34.447	2		1:37.748	24.115	43.399	30.234	213.0	16:20:03.814		
3		1:33.992	22.947	41.609	29.436	236.8	16:21:08.439	3		1:35.242	23.376	42.321	29.545	235.2	16:21:39.056		
4		1:33.714	22.825	41.672	29.217	236.8	16:22:42.153	4		4:35.496	23.048	42.400	30.038	237.3	16:23:14.542		
5		4:33.589	23.066	41.360	29.163	235.8	16:24:15.742	5		1:33.938	23.065	41.711	29.162	236.3	16:24:48.480		
6		4:41.596 P	22.953	41.960	36.683	236.3	16:25:57.338	6		1:34.426	23.098	41.725	29.603	236.8	16:26:22.906		
7		5:19.301	4:06.075	42.483	30.743	215.1	16:31:16.639	7		1:33.951	22.940	41.734	29.277	236.8	16:27:56.857		
8		1:33.736	22.992	41.233	29.511	235.8	16:32:50.375	8		1:41.327	22.974	41.648	36.705	236.8	16:29:38.184		
9		1:33.650	23.073	41.349	29.228	235.8	16:34:24.025	9		6:29.201	5:17.420	42.187	29.594	231.2	16:36:07.385		
10		1:33.381	22.943	41.246	29.192	235.8	16:35:57.406	10		1:36.006	23.077	41.873	31.056	234.7	16:37:43.391		
11		1:38.661	P	22.860	41.231	34.570	236.8	16:37:36.067	11		1:34.376	23.067	41.784	29.525	237.3	16:39:17.767	
12		4:40.637	3:29.729	41.558	29.350	231.2	16:42:16.704	12		1:33.766	22.970	41.591	29.205	236.3	16:40:51.533		
13		1:33.284	23.012	41.184	29.088	235.2	16:43:49.988	13		1:33.702	22.928	41.496	29.278	236.3	16:42:25.235		
14		1:33.390	22.801	41.379	29.210	237.3	16:45:23.378	14		1:34.105	23.047	41.844	29.214	234.7	16:43:59.340		
15		1:33.116	22.834	41.171	29.111	236.8	16:46:56.494	15		1:33.648	22.901	41.564	29.183	237.3	16:45:32.988		
16		1:33.472	22.867	41.339	29.266	235.8	16:48:29.966	16		1:33.925	22.915	41.828	29.182	237.3	16:47:06.913		
17		1:33.767	22.839	41.366	29.562	238.4	16:50:03.733	17		1:34.020	23.076	41.678	29.266	236.8	16:48:40.933		
18		1:33.832	23.202	41.446	29.184	233.7	16:51:37.565	18		1:34.863	22.975	41.563	30.325	236.8	16:50:15.796		
19		1:33.480	22.857	41.181	29.442	237.3	16:53:11.045	19		1:34.227	23.267	41.664	29.296	236.8	16:51:50.023		
20		1:33.063	22.766	41.202	29.095	237.3	16:54:44.108	20		4:34.174	23.154	41.625	29.395	235.8	16:53:24.197		
21		1:33.343	22.775	41.447	29.121	237.3	16:56:17.451	21		1:34.768	23.044	41.821	29.903	237.3	16:54:58.965		
22		1:45.083	P	24.446	43.716	36.921	225.4	16:58:02.534	22		4:34.799	23.278	41.689	29.832	235.8	16:56:33.764	
23									23		2:01.335	P	25.917	50.449	44.969	181.8	16:58:35.099

29

Louis Rousset

Porsche 911 GT3 Cup

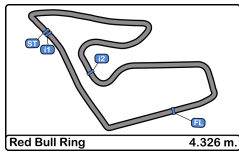
49

Karim Ajlani

Porsche 911 GT3 Cup

Pro							Am		ABM								
Lap	D	Time	Sector 1	Sector 2	Sector 3	T. Spd	Elapsed	Lap	D	Time	Sector 1	Sector 2	Sector 3	T. Spd	Elapsed		
1		16:18:17.871	16:17:01.010	45.085	31.776	190.1	16:18:17.871	1		16:18:43.470	16:17:16.775	51.764	34.931	168.2	16:18:43.470		
2		4:36.974	23.775	42.967	29.332	227.3	16:19:53.945	2		1:49.506	30.495	48.180	30.831	177.6	16:20:32.976		
3		4:33.804	23.024	41.644	29.136	235.2	16:21:27.749	3		1:41.658	23.982	43.219	34.457	227.3	16:22:14.634		
4		1:33.362	22.956	41.371	29.035	236.3	16:23:01.111	4		1:42.127	24.038	47.084	31.005	231.7	16:23:56.761		
5		1:33.434	22.960	41.430	29.044	235.8	16:24:34.545	5		1:35.860	23.431	42.511	29.918	233.2	16:25:32.621		
6		1:33.229	22.877	41.393	28.959	235.8	16:26:07.774	6		1:35.740	23.139	42.602	29.999	234.2	16:27:08.361		
7		1:33.159	22.900	41.316	28.943	235.2	16:27:40.933	7		1:35.463	23.218	42.402	29.843	230.7	16:28:43.824		
8		1:39.500	P	22.917	41.176	35.407	234.7	16:29:20.433	8		1:36.273	23.299	42.005	30.969	234.2	16:30:20.097	
9		4:58.990	3:44.890	44.283	29.817	181.2	16:34:19.423	9		2:24.195	P	23.203	1:14.644	46.348	234.2	16:32:44.292	
10		1:35.308	23.576	41.824	29.908	230.2	16:35:54.731	10		5:00.604	3:47.470	43.150	29.984	158.3	16:37:44.896		
11		1:32.746	22.846	41.082	28.818	236.3	16:39:00.775	11		4:36.932	23.400	42.734	29.798	230.2	16:39:20.828		
12		1:32.874	22.810	41.030	29.034	237.3	16:40:33.649	12		1:35.292	23.191	42.116	29.985	234.7	16:40:56.120		
13		1:35.338	23.738	41.185	30.415	233.7	16:42:08.987	13		1:38.832	23.206	41.748	33.878	234.7	16:42:34.952		
14		1:32.346	22.757	40.797	28.792	236.8	16:43:41.333	14		1:35.247	23.625	42.135	29.487	232.7	16:44:10.199		
15		4:32.738	22.807	41.125	28.806	237.8	16:45:14.071	15		1:37.034	23.191	42.683	31.160	234.2	16:45:47.233		
16		4:32.791	22.985	41.062	28.744	235.8	16:46:46.862	16		1:35.578	23.247	42.476	29.855	234.2	16:47:22.811		
17		1:32.402	22.791	40.938	28.673	237.3	16:48:19.264	17		1:34.335	23.180	41.707	29.448	236.3	16:48:57.146		
18		1:32.393	22.755	40.850	28.788	238.9	16:49:51.657	18		1:34.365	23.054	41.923	29.388	235.2	16:50:31.511		
19		1:32.288	22.710	40.829	28.749	238.9	16:51:23.945	19		1:34.833	23.445	41.733	29.655	236.8	16:52:06.344		
20		1:32.473	22.755	40.888	28.830	238.4	16:52:56.418	20		1:34.436	22.941	41.967	29.528	237.3	16:53:40.780		
21		1:39.749	P	22.627	42.196	34.926	238.9	16:54:36.167	21		2:04.540	P	22.955	42.435	59.150	233.2	16:55:45.320





Red Bull Ring

Porsche Carrera Cup France

Free Practice - 2

Lap Analysis

PORSCHE
CARRERA CUP
FRANCE

53

Arthur Mathieu

Porsche 911 GT3 Cup

59

Maxence Maurice

Porsche 911 GT3 Cup

Pro

Martinet by Alméras

Pro-Am

IMSA LS Group Performance

Lap	D	Time	Sector 1	Sector 2	Sector 3	T. Spd	Elapsed	Lap	D	Time	Sector 1	Sector 2	Sector 3	T. Spd	Elapsed
1		16:18:18.679	16:16:56.434	49.391	32.854	150.2	16:18:18.679	1		16:18:27.476	16:17:03.573	50.537	33.366	133.8	16:18:27.476
2		1:41.026	24.938	45.530	30.558	181.2	16:19:59.705	2		1:39.037	25.059	43.546	30.432	220.8	16:20:06.513
3		1:35.853	23.610	42.623	29.620	222.2	16:21:35.558	3		1:35.630	23.343	42.388	29.899	222.2	16:21:42.143
4		1:35.961	23.496	42.273	30.192	233.7	16:23:11.519	4		1:34.650	23.214	42.026	29.410	234.7	16:23:16.793
5		1:34.346	23.048	42.154	29.144	236.8	16:24:45.865	5		1:36.031	23.265	43.034	29.732	235.2	16:24:52.824
6		1:33.956	22.942	41.727	29.287	235.8	16:26:19.821	6		1:34.892	23.051	41.869	29.972	235.2	16:26:27.716
7		1:33.795	23.020	41.630	29.145	234.7	16:27:53.616	7		1:34.460	23.390	41.783	29.287	229.2	16:28:02.176
8		1:34.074	23.027	41.746	29.301	234.2	16:29:27.690	8		1:34.278	23.098	41.729	29.451	236.3	16:29:36.454
9		1:30.241 P	23.005	41.636	34.570	235.8	16:31:06.901	9		1:33.774	22.948	41.406	29.420	235.2	16:31:10.228
10		4:43.729	3:28.663	44.740	30.326	162.6	16:35:50.630	10		1:40.521 P	23.056	41.695	35.770	235.2	16:32:50.749
11		1:36.364	23.608	42.213	30.543	230.7	16:37:26.994	11		3:36.231	2:22.736	44.033	29.462	232.2	16:36:26.980
12		1:35.843	24.291	42.053	29.499	224.5	16:39:02.837	12		1:33.941	23.105	41.509	29.327	235.2	16:38:00.921
13		1:34.646	23.457	41.785	29.404	235.8	16:40:37.483	13		1:34.468	22.920	41.998	29.550	236.8	16:39:35.389
14		1:36.061	23.719	42.950	29.392	203.0	16:42:13.544	14		1:34.210	22.949	41.756	29.505	236.8	16:41:09.599
15		1:34.080	23.068	41.646	29.366	236.3	16:43:47.624	15		1:34.366	23.151	41.904	29.311	235.2	16:42:43.965
16		1:33.828	22.989	41.745	29.094	237.3	16:45:21.452	16		1:33.784	23.065	41.458	29.261	236.3	16:44:17.749
17		1:36.928	23.052	41.862	32.014	235.8	16:46:58.380	17		1:34.306	23.212	41.656	29.438	235.8	16:45:52.055
18		1:33.971	23.122	41.627	29.222	237.3	16:48:32.351	18		1:34.039	22.968	41.486	29.585	236.3	16:47:26.094
19		1:33.881	22.960	41.552	29.369	237.3	16:50:06.232	19		1:40.574 P	23.185	41.613	35.776	236.3	16:49:06.668
20		1:55.534	23.231	41.909	50.394	238.4	16:52:01.766	20		3:37.268	2:25.955	41.757	29.556	231.2	16:52:43.936
21		1:34.614	23.768	41.738	29.108	233.7	16:53:36.380	21		1:33.702	22.884	41.429	29.389	235.8	16:54:17.638
22		1:33.822	23.042	41.568	29.212	235.2	16:55:10.202	22		1:33.992	22.949	41.413	29.630	235.8	16:55:51.630
23		1:34.185	23.142	41.547	29.496	236.3	16:56:44.387	23		1:33.933	22.985	41.547	29.401	236.3	16:57:25.563
24		1:58.554 P	25.096	50.145	43.313	187.5	16:58:42.941	24		1:53.856 P	23.232	44.267	46.357	195.2	16:59:19.419

56

Frédéric Ancel

Porsche 911 GT3 Cup

66

Gilles Colombani

Porsche 911 GT3 Cup

Pro-Am

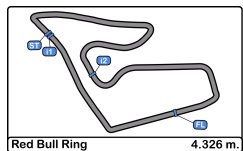
Porsche Lorient Racing

Am

Team Clairot Sport

Lap	D	Time	Sector 1	Sector 2	Sector 3	T. Spd	Elapsed	Lap	D	Time	Sector 1	Sector 2	Sector 3	T. Spd	Elapsed
1		16:18:37.224	16:17:13.874	50.775	32.575	151.2	16:18:37.224	1		16:18:33.595	16:17:12.230	48.482	32.883	183.6	16:18:33.595
2		1:44.164	26.631	46.301	31.232	210.9	16:20:21.388	2		1:41.962	25.333	45.277	31.352	186.5	16:20:15.557
3		1:38.299	23.680	44.036	30.583	226.8	16:21:59.687	3		1:39.038	24.187	43.271	31.580	216.8	16:21:54.595
4		1:36.917	23.427	42.894	30.596	233.7	16:23:36.604	4		1:38.453	23.687	43.764	31.002	226.4	16:23:33.048
5		1:35.044	23.384	41.948	29.712	234.7	16:25:11.648	5		1:37.218	23.652	43.125	30.441	228.8	16:25:10.266
6		1:35.470	23.048	42.343	29.779	236.3	16:26:46.818	6		1:35.601	23.261	42.444	29.896	234.2	16:26:45.867
7		1:34.786	23.274	41.902	29.610	236.3	16:28:21.604	7		1:35.113	23.105	42.209	29.799	236.3	16:28:20.980
8		1:34.923	23.050	42.218	29.655	232.2	16:29:56.527	8		1:46.305 P	23.107	43.851	39.347	233.2	16:30:07.285
9		1:34.243	23.286	41.430	29.527	234.7	16:31:30.770	9		3:50.892	2:31.375	47.586	31.931	191.1	16:33:58.177
10		1:34.816	23.150	41.620	30.046	235.2	16:33:05.586	10		1:45.748	24.124	50.004	31.620	223.1	16:35:43.925
11		1:34.427	23.079	41.779	29.569	235.8	16:34:40.013	11		1:37.265	23.863	43.121	30.281	226.4	16:37:21.190
12		1:34.593	23.438	41.683	29.472	233.7	16:36:14.606	12		1:36.514	23.681	42.806	30.027	229.2	16:38:57.704
13		1:34.510	23.073	41.817	29.620	235.2	16:37:49.116	13		1:35.781	23.736	42.272	29.773	234.2	16:40:33.485
14		1:34.317	23.070	41.716	29.531	236.3	16:39:23.433	14		1:37.220	24.129	43.456	29.635	225.0	16:42:10.705
15		1:35.484	23.060	42.610	29.814	236.3	16:40:58.917	15		1:35.795	23.701	42.727	29.367	232.2	16:43:46.500
16		1:34.754	22.963	42.141	29.650	237.8	16:42:33.671	16		1:34.413	22.994	42.036	29.383	233.7	16:45:20.913
17		1:34.581	22.927	42.066	29.588	235.8	16:44:08.252	17		1:34.735	22.955	42.164	29.616	232.7	16:46:55.648
18		1:34.168	22.976	41.518	29.664	236.3	16:45:42.410	18		1:35.558	23.239	42.617	29.702	235.8	16:48:31.206
19		1:34.204	22.876	41.929	29.486	236.3	16:47:16.701	19		1:34.394	23.051	41.958	29.385	235.2	16:50:05.600
20		1:49.239 P	23.376	43.533	42.330	235.8	16:49:05.940	20		1:37.238	22.957	43.277	31.004	236.3	16:51:42.838
21		1:40.974	2:48.148	42.993	29.833	192.1	16:53:06.914	21		1:34.818	22.992	42.440	29.386	236.8	16:53:17.656
22		1:35.023	23.018	42.184	29.821	236.3	16:54:41.937	22		1:46.707	23.039	41.862	41.806	237.3	16:55:04.363
23		1:34.409	23.129	41.624	29.656	236.8	16:56:16.346	23		1:47.718 P	24.206	43.044	40.468	230.7	16:56:52.081
24		2:06.099 P	29.190	49.903	47.006	147.1	16:58:22.445	24							





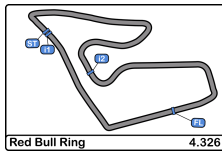
Red Bull Ring
Porsche Carrera Cup France
Free Practice - 2
Lap Analysis



73 Sébastien Poisson Porsche 911 GT3 Cup							76 Louis Perrot Porsche 911 GT3 Cup								
Am							IMSA LS Group Performance								
Lap	D	Time	Sector 1	Sector 2	Sector 3	T. Spd	Elapsed	Lap	D	Time	Sector 1	Sector 2	Sector 3	T. Spd	Elapsed
1		16:18:23.767	16:16:58.563	51.093	34.111	148.5	16:18:23.767	1		16:17:56.699	16:16:40.546	45.387	30.766	193.8	16:17:56.699
2		1:38.628	24.507	43.452	30.669	220.4	16:20:02.395	2		1:36.749	24.536	42.635	29.578	218.1	16:19:33.448
3		1:35.070	23.352	42.300	29.418	233.2	16:21:37.465	3		1:40.039	25.289	45.264	29.486	233.2	16:21:13.487
4		1:34.785	23.055	42.191	29.539	236.3	16:23:12.250	4		1:33.810	22.930	41.594	29.286	236.8	16:22:47.297
5		1:34.907	22.894	42.281	29.632	238.9	16:24:47.057	5		1:33.480	22.886	41.523	29.071	236.8	16:24:20.777
6		1:34.420	23.171	42.047	29.202	236.3	16:26:21.477	6		1:33.626	22.781	41.717	29.128	236.3	16:25:54.403
7		1:34.046	23.035	41.753	29.258	237.8	16:27:55.523	7		1:33.249	22.816	41.367	29.066	236.8	16:27:27.652
8		1:34.241	23.230	41.732	29.279	236.3	16:29:29.764	8		1:33.167	22.786	41.427	28.954	236.3	16:29:00.819
9		1:33.870	23.121	41.510	29.239	238.4	16:31:03.634	9		1:40.288 P	22.886	41.416	35.986	236.3	16:30:41.107
10		1:34.376	23.201	41.707	29.468	236.3	16:32:38.010	10		5:37.444	4:24.057	43.361	30.026	197.0	16:36:18.551
11		1:33.992	22.975	41.720	29.297	236.8	16:34:12.002	11		1:37.867	23.426	44.089	30.352	226.8	16:37:56.418
12		1:43.548 P	23.179	42.057	38.312	235.8	16:35:55.550	12		1:35.953	23.006	43.845	29.102	236.3	16:39:32.371
13		3:53.511	2:41.180	42.519	29.812	225.0	16:39:49.061	13		1:32.785	22.710	41.151	28.924	237.3	16:41:05.156
14		1:35.711	23.237	43.090	29.384	237.8	16:41:24.772	14		1:33.210	22.829	41.311	29.070	235.8	16:42:38.366
15		1:34.392	23.100	41.949	29.343	238.4	16:42:59.164	15		1:32.845	22.729	40.995	29.121	237.3	16:44:11.211
16		1:34.024	22.980	41.719	29.325	238.4	16:44:33.188	16		1:33.209	22.686	41.414	29.109	238.4	16:45:44.420
17		1:34.139	23.109	41.845	29.185	237.3	16:46:07.327	17		1:38.948 P	22.767	41.127	35.054	236.8	16:47:23.368
18		1:34.194	23.062	41.967	29.165	236.3	16:47:41.521	18		3:44.972	2:33.992	41.836	29.144	229.7	16:51:08.340
19		1:33.984	23.002	41.853	29.126	236.8	16:49:15.502	19		1:33.090	22.959	41.272	28.859	235.8	16:52:41.430
20		1:36.009	24.375	42.504	29.130	195.2	16:50:51.511	20		1:32.942	22.729	41.194	29.019	236.3	16:54:14.372
21		1:34.748	22.967	42.113	29.668	238.4	16:52:26.259	21		1:32.946	22.777	41.107	29.062	237.3	16:55:47.318
22		1:34.440	23.062	41.947	29.431	237.3	16:54:00.699	22		1:34.014	23.512	41.388	29.114	235.2	16:57:21.332
23		1:34.722	23.089	42.146	29.487	237.3	16:55:35.421	23		1:55.499 P	24.874	43.656	46.969	190.1	16:59:16.831
24		1:34.251	22.943	41.817	29.491	237.8	16:57:09.672								
25		2:05.621 P	29.385	49.758	46.478	146.1	16:59:15.293								

74 Victor Blugeon Porsche 911 GT3 Cup							77 Jérémie Sarhy Porsche 911 GT3 Cup								
Pro							Racing Technology								
Lap	D	Time	Sector 1	Sector 2	Sector 3	T. Spd	Elapsed	Lap	D	Time	Sector 1	Sector 2	Sector 3	T. Spd	Elapsed
1		16:18:22.043	16:16:56.762	52.097	33.184	159.5	16:18:22.043	1		16:18:11.477	16:16:46.437	51.967	33.073	159.7	16:18:11.477
2		1:39.014	23.635	44.101	31.278	176.4	16:20:01.057	2		1:44.452	28.320	45.813	30.319	186.5	16:19:55.929
3		1:35.775	23.032	42.122	30.621	233.2	16:21:36.832	3		1:35.235	23.212	42.455	29.568	224.5	16:21:31.164
4		1:33.870	22.929	41.777	29.164	236.3	16:23:10.702	4		1:33.406	22.944	41.374	29.088	236.3	16:23:04.570
5		1:33.909	23.022	41.446	29.441	235.2	16:24:44.611	5		1:33.568	22.765	41.659	29.144	236.8	16:24:38.138
6		1:33.220	22.936	41.369	28.915	235.8	16:26:17.831	6		1:33.273	22.903	41.326	29.044	237.8	16:26:11.411
7		1:41.711 P	22.823	41.536	37.352	236.3	16:27:59.542	7		1:32.987	22.868	41.193	28.926	237.8	16:27:44.398
8		5:40.059	4:28.510	41.804	29.745	226.8	16:33:39.601	8		1:33.195	22.935	41.140	29.120	236.8	16:29:17.593
9		1:33.244	22.876	41.382	28.983	235.8	16:35:12.842	9		1:39.919 P	22.832	41.251	35.836	237.3	16:30:57.512
10		1:33.633	22.854	41.288	29.491	236.3	16:36:46.475	10		7:00.207	5:47.884	43.091	29.232	195.2	16:37:57.719
11		1:33.358	22.883	41.351	29.124	236.8	16:38:19.833	11		1:33.210	22.921	41.285	29.004	237.3	16:39:30.929
12		1:34.466	22.927	41.389	30.150	235.2	16:39:54.299	12		2:09.909 P	22.810	1:08.585	38.514	237.8	16:41:40.838
13		1:33.960	22.989	41.821	29.150	235.2	16:41:28.259								
14		1:33.213	22.848	41.385	28.980	236.8	16:43:01.472								
15		1:41.850 P	22.986	41.490	37.374	236.3	16:44:43.322								
16		5:26.924	4:13.039	44.668	29.217	157.6	16:50:10.246								
17		1:35.771	23.080	41.664	31.027	235.2	16:51:46.017								
18		1:33.348	22.974	41.504	28.870	235.8	16:53:19.365								
19		1:33.948	22.946	41.400	29.602	237.3	16:54:53.313								
20		1:33.705	23.312	41.431	28.962	236.3	16:56:27.018								
21		2:14.363 P	27.865	1:04.027	42.471	162.4	16:58:41.381								





Red Bull Ring

Porsche Carrera Cup France

Free Practice - 2

Lap Analysis



78

Dominique Bastien

Porsche 911 GT3 Cup

96

Zakhar Slutskii

Porsche 911 GT3 Cup

Am							Speedlover		Pro						
Lap	D	Time	Sector 1	Sector 2	Sector 3	T. Spd	Elapsed	Lap	D	Time	Sector 1	Sector 2	Sector 3	T. Spd	Elapsed
1		16:18:55.911	16:17:31.263	50.351	34.297	179.4	16:18:55.911	1		16:20:46.312	16:19:33.584	43.030	29.698	214.7	16:20:46.312
2		1:48.193	26.344	48.651	33.198	188.4	16:20:44.104	2		1:34.763	23.172	42.130	29.461	230.2	16:22:21.075
3		1:43.836	24.369	46.662	32.805	206.8	16:22:27.940	3		1:33.569	23.015	41.319	29.235	234.7	16:23:54.644
4		1:43.774	24.723	45.299	33.752	215.5	16:24:11.714	4		1:33.095	22.924	41.190	28.981	234.7	16:25:27.739
5		1:50.795 P	24.547	44.116	42.132	216.4	16:26:02.509	5		1:33.546	22.904	41.574	29.068	236.3	16:27:01.285
6		5:25.724	4:07.367	46.193	32.164	197.0	16:31:28.233	6		1:33.168	22.922	41.196	29.050	234.7	16:28:34.453
7		1:43.766	24.364	45.930	33.472	226.4	16:33:11.999	7		1:33.214	22.985	41.225	29.004	234.7	16:30:07.667
8		1:41.181	24.464	44.883	31.834	199.6	16:34:53.180	8		1:32.676	22.861	41.015	28.800	235.2	16:31:40.343
9		1:40.912	24.509	44.575	31.828	208.8	16:36:34.092	9		1:33.376	22.794	41.388	29.194	235.8	16:33:13.719
10		1:40.089	24.126	44.238	31.725	221.3	16:38:14.181	10		1:33.244	22.841	41.388	29.015	237.3	16:34:46.963
11		1:40.163	24.078	44.425	31.660	220.4	16:39:54.344	11		1:33.122	22.916	41.217	28.989	236.8	16:36:20.085
12		1:53.949 P	24.549	46.818	42.582	215.5	16:41:48.293	12		1:33.747	22.829	41.561	29.357	238.9	16:37:53.832
13		3:40.668	2:17.993	50.337	32.338	187.8	16:45:28.961	13		1:32.047	22.846	41.162	28.939	235.2	16:39:26.779
14		1:42.426	24.453	45.914	32.059	216.8	16:47:11.387	14		1:32.972	22.943	41.052	28.977	236.8	16:40:59.751
15		1:39.291	23.935	44.099	31.257	224.5	16:48:50.678	15		1:43.417 P	22.909	44.061	36.447	237.8	16:42:43.168
16		1:39.435	24.020	44.049	31.366	229.7	16:50:30.113	16		5:43.001	4:30.234	43.117	29.650	208.8	16:48:26.169
17		1:42.928	26.547	45.188	31.193	228.8	16:52:13.041	17		4:33.088	22.988	41.157	28.943	235.8	16:49:59.257
18		1:37.924	23.755	43.595	30.574	232.7	16:53:50.965	18		1:32.301	22.779	40.715	28.807	236.8	16:51:31.558
19		1:37.537	23.640	43.043	30.854	229.2	16:55:28.502	19		1:32.366	22.741	40.898	28.727	237.3	16:53:03.924
20		1:37.662	23.708	43.329	30.625	228.8	16:57:06.164	20		1:32.825	22.791	41.247	28.787	234.7	16:54:36.749
21		2:05.936 P	28.450	52.828	44.658	163.6	16:59:12.100	21		1:32.480	22.772	40.951	28.757	237.3	16:56:09.229
22								22		1:52.119 P	27.156	48.558	36.405	144.7	16:58:01.348

89

Bashar Mardini

Porsche 911 GT3 Cup

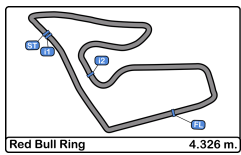
97

Artem Slutskii

Porsche 911 GT3 Cup

Pro-Am							Tsunami RT		Pro						
Lap	D	Time	Sector 1	Sector 2	Sector 3	T. Spd	Elapsed	Lap	D	Time	Sector 1	Sector 2	Sector 3	T. Spd	Elapsed
1		16:18:54.313	16:17:34.080	47.874	32.359	177.0	16:18:54.313	1		16:17:55.658	16:16:39.204	45.182	31.272	201.4	16:17:55.658
2		1:37.244	24.017	43.032	30.195	229.2	16:20:31.557	2		1:36.374	24.401	42.665	29.308	217.3	16:19:32.032
3		1:35.873	23.285	42.255	30.333	233.7	16:22:07.430	3		1:33.316	22.956	41.298	29.062	235.8	16:21:05.348
4		1:34.820	23.174	42.069	29.577	235.8	16:23:42.250	4		1:33.196	22.869	41.410	28.917	235.8	16:22:38.544
5		1:35.239	23.073	41.748	30.418	235.8	16:25:17.489	5		1:33.047	22.812	41.152	29.083	237.3	16:24:11.591
6		1:34.856	23.273	41.901	29.682	235.8	16:26:52.345	6		1:33.010	22.864	41.179	28.967	236.8	16:25:44.601
7		1:47.172 P	24.256	45.032	37.884	230.7	16:28:39.517	7		1:32.946	22.912	41.074	28.960	236.3	16:27:17.547
8		4:17.674	3:02.030	44.642	31.002	188.1	16:32:57.191	8		1:32.624	22.705	40.955	28.964	236.3	16:28:50.171
9		1:34.747	23.561	41.895	29.291	230.7	16:34:31.938	9		1:32.949	22.807	41.109	29.033	236.3	16:30:23.120
10		1:33.804	22.996	41.616	29.192	233.7	16:36:05.742	10		1:32.528	22.685	41.071	28.772	237.3	16:31:55.648
11		1:33.257	22.960	41.168	29.129	234.2	16:39:12.564	11		1:32.917	22.671	41.193	29.053	236.8	16:33:28.565
12		1:33.293	23.048	41.131	29.114	234.7	16:40:45.857	12		1:33.407	23.245	41.263	28.899	235.8	16:35:01.972
13		1:33.138	22.945	41.142	29.051	236.3	16:42:18.995	13		1:34.252	22.874	41.254	30.124	236.8	16:36:36.224
14		1:33.235	22.864	41.305	29.066	235.8	16:43:52.230	14		1:33.223	22.713	41.549	28.961	236.3	16:38:09.447
15		1:46.020 P	22.967	41.758	41.295	235.8	16:45:38.250	15		4:33.403	23.155	41.238	29.010	234.7	16:39:42.850
16		4:14.786	2:58.773	42.587	33.426	225.4	16:49:53.036	16		1:33.064	22.966	41.128	28.970	236.3	16:41:15.914
17		1:33.790	23.145	41.520	29.125	235.2	16:51:26.826	17		1:40.240 P	22.851	41.892	35.497	232.7	16:42:56.154
18		1:33.174	22.918	41.209	29.047	236.3	16:53:00.000	18		5:27.520	4:15.939	42.343	29.238	204.5	16:48:23.674
19		1:33.425	22.879	41.414	29.132	236.3	16:54:33.425	19		1:32.829	22.943	41.138	28.748	234.7	16:49:56.503
20		1:33.442	22.961	41.327	29.154	235.2	16:56:06.867	20		1:32.576	22.766	41.220	28.590	235.8	16:51:29.079
21		1:49.199 P	24.451	42.575	42.173	231.2	16:57:56.066	21		1:32.475	22.833	40.971	28.671	236.8	16:53:01.554
22								22		1:32.614	22.729	41.032	28.853	236.3	16:54:34.168
23								23		1:39.400 P	22.685	41.336	35.379	237.8	16:56:13.568





Red Bull Ring
Porsche Carrera Cup France
Free Practice - 2
Lap Analysis



98

Dorian Boccolacci

Porsche 911 GT3 Cup

911

Christophe Lapierre

Porsche 911 GT3 Cup

Pro

Forestier Racing CLRT

Pro-Am

Martinet by Alméras

Lap	D	Time	Sector 1	Sector 2	Sector 3	T. Spd	Elapsed	Lap	D	Time	Sector 1	Sector 2	Sector 3	T. Spd	Elapsed																																																																																																																																																																																																																
1		16:17:55.122	16:16:35.160	46.623	33.339	209.7	16:17:55.122	1		16:18:32.513	16:17:09.039	50.946	32.528	138.1	16:18:32.513																																																																																																																																																																																																																
2		1:43.269	27.552	45.449	30.268	183.9	16:19:38.391	2		1:41.028	25.796	44.038	31.194	183.9	16:20:13.541																																																																																																																																																																																																																
3		1:34.691	22.894	42.142	29.655	236.8	16:21:13.082	3		1:36.916	23.699	42.754	30.463	226.4	16:21:50.457																																																																																																																																																																																																																
4		1:32.992	22.732	41.030	29.230	237.3	16:22:46.074	4		1:35.375	23.346	42.204	29.825	234.7	16:23:25.832																																																																																																																																																																																																																
5		1:32.860	22.796	41.054	29.010	237.8	16:24:18.934	5		1:35.176	23.279	41.825	30.072	234.7	16:25:01.008																																																																																																																																																																																																																
6		1:33.289	22.623	41.500	29.166	238.4	16:25:52.223	6		1:34.974	23.341	41.654	29.976	233.2	16:26:35.979																																																																																																																																																																																																																
7		1:32.459	22.673	41.062	28.724	237.3	16:27:24.682	7		1:34.899	23.350	41.689	29.860	233.2	16:28:10.878																																																																																																																																																																																																																
8		1:32.607	22.731	40.927	28.949	236.3	16:28:57.289	8		1:44.655 P	23.205	41.618	39.832	234.2	16:29:55.533																																																																																																																																																																																																																
9		1:32.867	22.710	41.266	28.891	237.8	16:30:30.156	9		4:00.323	2:45.945	42.905	31.473	213.4	16:33:55.856																																																																																																																																																																																																																
10		1:32.910	22.838	41.180	28.892	238.4	16:32:03.066	10		1:35.639	24.140	41.672	29.827	232.2	16:35:31.495																																																																																																																																																																																																																
11		1:32.593	22.831	40.917	28.845	236.8	16:33:35.659	11		1:34.245	23.235	41.496	29.514	233.7	16:37:05.740																																																																																																																																																																																																																
12		1:32.830	22.770	41.140	28.920	237.8	16:35:08.489	12		1:34.569	23.301	41.602	29.666	234.2	16:38:40.309																																																																																																																																																																																																																
13		1:33.153	22.748	41.343	29.062	237.3	16:36:41.642	13		1:33.840	23.229	41.246	29.365	234.2	16:40:14.149																																																																																																																																																																																																																
14		1:43.379 P	22.794	41.031	39.554	237.8	16:38:25.021	14		1:34.554	23.219	41.848	29.487	234.2	16:41:48.703																																																																																																																																																																																																																
15		4:12.579	2:56.795	46.102	29.682	205.3	16:42:37.600	15		1:34.187	23.198	41.427	29.562	233.7	16:43:22.890																																																																																																																																																																																																																
16		1:38.493	23.098	46.252	29.143	235.8	16:44:16.093	16		1:34.144	23.191	41.548	29.375	234.2	16:44:57.004																																																																																																																																																																																																																
17		1:32.581	22.905	40.847	28.829	236.3	16:45:48.674	17		1:34.144	23.150	41.674	29.287	235.2	16:46:31.115																																																																																																																																																																																																																
18		1:31.891	22.654	40.567	28.670	238.4	16:47:20.565	18		1:33.917	23.078	41.279	29.560	235.2	16:48:05.032																																																																																																																																																																																																																
19		1:32.531	22.753	40.659	29.119	237.3	16:48:53.096	19		1:33.987	23.094	41.525	29.368	235.2	16:49:39.019																																																																																																																																																																																																																
20		1:31.986	22.668	40.661	28.657	238.4	16:50:25.082	20		1:33.702	23.006	41.549	29.147	235.8	16:51:12.721																																																																																																																																																																																																																
21		1:32.351	22.727	40.638	28.986	237.8	16:51:57.433	21		1:47.558 P	23.010	41.934	42.614	236.3	16:53:00.279																																																																																																																																																																																																																
22		1:32.491	22.597	41.103	28.791	238.9	16:53:29.924	<p>921 Fernando Monje Porsche 911 GT3 Cup</p> <p>Pro Martinet by Alméras</p> <table border="1"> <thead> <tr> <th>Lap</th><th>D</th><th>Time</th><th>Sector 1</th><th>Sector 2</th><th>Sector 3</th><th>T. Spd</th><th>Elapsed</th></tr> </thead> <tbody> <tr><td>1</td><td></td><td>16:18:17.993</td><td>16:16:52.282</td><td>52.510</td><td>33.201</td><td>146.7</td><td>16:18:17.993</td></tr> <tr><td>2</td><td></td><td>1:46.812</td><td>26.860</td><td>48.130</td><td>31.822</td><td>168.4</td><td>16:20:04.805</td></tr> <tr><td>3</td><td></td><td>1:39.404</td><td>23.846</td><td>43.359</td><td>32.199</td><td>199.6</td><td>16:21:44.209</td></tr> <tr><td>4</td><td></td><td>1:37.091</td><td>23.158</td><td>42.072</td><td>31.861</td><td>234.7</td><td>16:23:21.300</td></tr> <tr><td>5</td><td></td><td>1:34.933</td><td>23.064</td><td>42.457</td><td>29.412</td><td>235.8</td><td>16:24:56.233</td></tr> <tr><td>6</td><td></td><td>1:34.628</td><td>23.029</td><td>41.951</td><td>29.648</td><td>236.8</td><td>16:26:30.861</td></tr> <tr><td>7</td><td></td><td>1:42.638 P</td><td>23.103</td><td>41.878</td><td>37.657</td><td>235.8</td><td>16:28:13.499</td></tr> <tr><td>8</td><td></td><td>5:50.250</td><td>4:35.696</td><td>44.456</td><td>30.098</td><td>183.9</td><td>16:34:03.749</td></tr> <tr><td>9</td><td></td><td>1:36.264</td><td>23.454</td><td>43.147</td><td>29.663</td><td>231.7</td><td>16:35:40.013</td></tr> <tr><td>10</td><td></td><td>1:32.548</td><td>22.684</td><td>40.972</td><td>28.862</td><td>238.4</td><td>16:25:41.255</td></tr> <tr><td>11</td><td></td><td>1:32.475</td><td>22.634</td><td>40.939</td><td>28.902</td><td>238.4</td><td>16:27:13.730</td></tr> <tr><td>12</td><td></td><td>1:32.354</td><td>22.617</td><td>40.897</td><td>28.837</td><td>237.8</td><td>16:28:46.081</td></tr> <tr><td>13</td><td></td><td>1:33.132</td><td>22.696</td><td>41.260</td><td>29.176</td><td>238.9</td><td>16:30:19.213</td></tr> <tr><td>14</td><td></td><td>1:32.599</td><td>22.553</td><td>41.031</td><td>29.015</td><td>238.9</td><td>16:31:51.812</td></tr> <tr><td>15</td><td></td><td>1:42.526 P</td><td>23.235</td><td>40.943</td><td>38.348</td><td>237.8</td><td>16:33:34.338</td></tr> <tr><td>16</td><td></td><td>4:53.370</td><td>3:42.604</td><td>41.450</td><td>29.316</td><td>232.7</td><td>16:38:27.708</td></tr> <tr><td>17</td><td></td><td>1:32.845</td><td>22.798</td><td>41.060</td><td>28.987</td><td>237.8</td><td>16:40:00.553</td></tr> <tr><td>18</td><td></td><td>1:34.000</td><td>22.677</td><td>41.900</td><td>29.423</td><td>238.4</td><td>16:41:34.553</td></tr> <tr><td>19</td><td></td><td>1:32.361</td><td>22.624</td><td>40.897</td><td>28.840</td><td>238.4</td><td>16:43:06.914</td></tr> <tr><td>20</td><td></td><td>1:32.702</td><td>22.657</td><td>41.000</td><td>29.045</td><td>238.9</td><td>16:44:39.616</td></tr> <tr><td>21</td><td></td><td>1:32.442</td><td>22.630</td><td>40.843</td><td>28.969</td><td>238.9</td><td>16:46:12.058</td></tr> <tr><td>22</td><td></td><td>1:32.320</td><td>22.654</td><td>40.841</td><td>28.825</td><td>238.9</td><td>16:47:44.378</td></tr> <tr><td>23</td><td></td><td>1:32.454</td><td>22.753</td><td>40.767</td><td>28.934</td><td>239.4</td><td>16:49:16.832</td></tr> <tr><td>24</td><td></td><td>1:32.435</td><td>22.662</td><td>41.012</td><td>28.761</td><td>238.4</td><td>16:50:49.267</td></tr> <tr><td>25</td><td></td><td>1:41.918 P</td><td>22.651</td><td>40.901</td><td>38.366</td><td>238.9</td><td>16:52:31.185</td></tr> </tbody> </table>								Lap	D	Time	Sector 1	Sector 2	Sector 3	T. Spd	Elapsed	1		16:18:17.993	16:16:52.282	52.510	33.201	146.7	16:18:17.993	2		1:46.812	26.860	48.130	31.822	168.4	16:20:04.805	3		1:39.404	23.846	43.359	32.199	199.6	16:21:44.209	4		1:37.091	23.158	42.072	31.861	234.7	16:23:21.300	5		1:34.933	23.064	42.457	29.412	235.8	16:24:56.233	6		1:34.628	23.029	41.951	29.648	236.8	16:26:30.861	7		1:42.638 P	23.103	41.878	37.657	235.8	16:28:13.499	8		5:50.250	4:35.696	44.456	30.098	183.9	16:34:03.749	9		1:36.264	23.454	43.147	29.663	231.7	16:35:40.013	10		1:32.548	22.684	40.972	28.862	238.4	16:25:41.255	11		1:32.475	22.634	40.939	28.902	238.4	16:27:13.730	12		1:32.354	22.617	40.897	28.837	237.8	16:28:46.081	13		1:33.132	22.696	41.260	29.176	238.9	16:30:19.213	14		1:32.599	22.553	41.031	29.015	238.9	16:31:51.812	15		1:42.526 P	23.235	40.943	38.348	237.8	16:33:34.338	16		4:53.370	3:42.604	41.450	29.316	232.7	16:38:27.708	17		1:32.845	22.798	41.060	28.987	237.8	16:40:00.553	18		1:34.000	22.677	41.900	29.423	238.4	16:41:34.553	19		1:32.361	22.624	40.897	28.840	238.4	16:43:06.914	20		1:32.702	22.657	41.000	29.045	238.9	16:44:39.616	21		1:32.442	22.630	40.843	28.969	238.9	16:46:12.058	22		1:32.320	22.654	40.841	28.825	238.9	16:47:44.378	23		1:32.454	22.753	40.767	28.934	239.4	16:49:16.832	24		1:32.435	22.662	41.012	28.761	238.4	16:50:49.267	25		1:41.918 P	22.651	40.901	38.366	238.9	16:52:31.185
Lap	D	Time	Sector 1	Sector 2	Sector 3	T. Spd	Elapsed																																																																																																																																																																																																																								
1		16:18:17.993	16:16:52.282	52.510	33.201	146.7	16:18:17.993																																																																																																																																																																																																																								
2		1:46.812	26.860	48.130	31.822	168.4	16:20:04.805																																																																																																																																																																																																																								
3		1:39.404	23.846	43.359	32.199	199.6	16:21:44.209																																																																																																																																																																																																																								
4		1:37.091	23.158	42.072	31.861	234.7	16:23:21.300																																																																																																																																																																																																																								
5		1:34.933	23.064	42.457	29.412	235.8	16:24:56.233																																																																																																																																																																																																																								
6		1:34.628	23.029	41.951	29.648	236.8	16:26:30.861																																																																																																																																																																																																																								
7		1:42.638 P	23.103	41.878	37.657	235.8	16:28:13.499																																																																																																																																																																																																																								
8		5:50.250	4:35.696	44.456	30.098	183.9	16:34:03.749																																																																																																																																																																																																																								
9		1:36.264	23.454	43.147	29.663	231.7	16:35:40.013																																																																																																																																																																																																																								
10		1:32.548	22.684	40.972	28.862	238.4	16:25:41.255																																																																																																																																																																																																																								
11		1:32.475	22.634	40.939	28.902	238.4	16:27:13.730																																																																																																																																																																																																																								
12		1:32.354	22.617	40.897	28.837	237.8	16:28:46.081																																																																																																																																																																																																																								
13		1:33.132	22.696	41.260	29.176	238.9	16:30:19.213																																																																																																																																																																																																																								
14		1:32.599	22.553	41.031	29.015	238.9	16:31:51.812																																																																																																																																																																																																																								
15		1:42.526 P	23.235	40.943	38.348	237.8	16:33:34.338																																																																																																																																																																																																																								
16		4:53.370	3:42.604	41.450	29.316	232.7	16:38:27.708																																																																																																																																																																																																																								
17		1:32.845	22.798	41.060	28.987	237.8	16:40:00.553																																																																																																																																																																																																																								
18		1:34.000	22.677	41.900	29.423	238.4	16:41:34.553																																																																																																																																																																																																																								
19		1:32.361	22.624	40.897	28.840	238.4	16:43:06.914																																																																																																																																																																																																																								
20		1:32.702	22.657	41.000	29.045	238.9	16:44:39.616																																																																																																																																																																																																																								
21		1:32.442	22.630	40.843	28.969	238.9	16:46:12.058																																																																																																																																																																																																																								
22		1:32.320	22.654	40.841	28.825	238.9	16:47:44.378																																																																																																																																																																																																																								
23		1:32.454	22.753	40.767	28.934	239.4	16:49:16.832																																																																																																																																																																																																																								
24		1:32.435	22.662	41.012	28.761	238.4	16:50:49.267																																																																																																																																																																																																																								
25		1:41.918 P	22.651	40.901	38.366	238.9	16:52:31.185																																																																																																																																																																																																																								
23		1:34.948	22.579	40.737	28.632	238.9	16:55:01.872																																																																																																																																																																																																																								
24		1:33.599	22.750	41.693	29.156	238.9	16:56:35.471																																																																																																																																																																																																																								
25		2:01.202 P	24.499	50.543	46.160	177.3	16:58:36.673																																																																																																																																																																																																																								

99

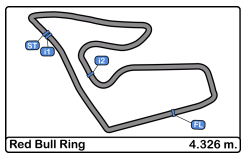
Benjamin Paque

Porsche 911 GT3 Cup

Pro

Forestier Racing CLRT

Lap	D	Time	Sector 1	Sector 2	Sector 3	T. Spd	Elapsed
1		16:17:54.789	16:16:38.312	44.532	31.945	201.4	16:17:54.789
2		1:34.840	23.284	42.140	29.386	233.7	16:19:29.599
3		1:33.640	22.954	41.529	29.127	236.8	16:21:03.209
4		1:32.747	22.708	41.067	28.972	237.8	16:22:35.956
5		1:32.781	22.771	40.960	29.050	238.4	16:24:08.737
6		1:32.548	22.684	40.972	28.862	238.4	16:25:41.255
7		1:32.475	22.634	40.939	28.902	238.4	16:27:13.730
8		1:32.354	22.617	40.897	28.837	237.8	16:28:46.081
9		1:33.132	22.696	41.260	29.176	238.9	16:30:19.213
10		1:32.599	22.553	41.031	29.015	238.9	16:31:51.812
11		1:42.526 P	23.235	40.943	38.348	237.8	16:33:34.338
12		4:53.370	3:42.604	41.450	29.316	232.7	16:38:27.708
13		1:32.845	22.798	41.060	28.987	237.8	16:40:00.553
14		1:34.000	22.677	41.900	29.423	238.4	16:41:34.553
15		1:32.361	22.624	40.897	28.840	238.4	16:43:06.914
16		1:32.702	22.657	41.000	29.045	238.9	16:44:39.616
17		1:32.442	22.630	40.843	28.969	238.9	16:46:12.058
18		1:32.320	22.654	40.841	28.825	238.9	16:47:44.378
19		1:32.454	22.753	40.767	28.934	239.4	16:49:16.832
20		1:32.435	22.662	41.012	28.761	238.4	16:50:49.267
21		1:41.918 P	22.651	40.901	38.366	238.9	16:52:31.185

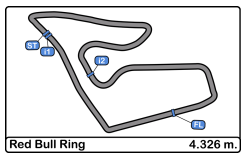


Red Bull Ring
Porsche Carrera Cup France
Free Practice - 2
Best Sectors Results



Sector - 1			Sector - 2			Sector - 3			Ideal Lap vs Best Lap						
Clas	Nº	Driver	Time	Nº	Driver	Time	Nº	Driver	Time	Clas	Nº	Driver	Ideal Lap	Best Lap	Clas
1	1	Marvin Klein	22.548	98	Dorian Boccolacci	40.567	5	Mathys Jaubert	28.530	1	98	Dorian Boccolacci	1:31.778	1:31.891	2
2	99	Benjamin Paque	22.553	5	Mathys Jaubert	40.681	97	Artem Slutskii	28.590	2	5	Mathys Jaubert	1:31.783	1:31.783	1
3	5	Mathys Jaubert	22.572	96	Zakhar Slutskii	40.715	1	Marvin Klein	28.601	3	1	Marvin Klein	1:31.867	1:31.936	3
4	98	Dorian Boccolacci	22.579	1	Marvin Klein	40.718	98	Dorian Boccolacci	28.632	4	99	Benjamin Paque	1:32.081	1:32.320	6
5	29	Louis Rousset	22.627	99	Benjamin Paque	40.767	22	Alessandro Ghiretti	28.661	5	29	Louis Rousset	1:32.097	1:32.288	4
6	97	Artem Slutskii	22.671	29	Louis Rousset	40.797	29	Louis Rousset	28.673	6	96	Zakhar Slutskii	1:32.183	1:32.301	5
7	76	Louis Perrot	22.686	22	Alessandro Ghiretti	40.829	96	Zakhar Slutskii	28.727	7	22	Alessandro Ghiretti	1:32.205	1:32.477	8
8	22	Alessandro Ghiretti	22.715	97	Artem Slutskii	40.955	99	Benjamin Paque	28.761	8	97	Artem Slutskii	1:32.216	1:32.475	7
9	96	Zakhar Slutskii	22.741	76	Louis Perrot	40.995	2	Marc Guillot	28.855	9	76	Louis Perrot	1:32.540	1:32.845	10
10	77	Jérémy Sarhy	22.765	2	Marc Guillot	41.030	76	Louis Perrot	28.859	10	2	Marc Guillot	1:32.741	1:32.745	9
11	27	Marlon Hernandez	22.766	89	Bashar Mardini	41.131	74	Victor Blugeon	28.870	11	77	Jérémy Sarhy	1:32.831	1:32.987	11
12	74	Victor Blugeon	22.823	77	Jérémy Sarhy	41.140	77	Jérémy Sarhy	28.926	12	74	Victor Blugeon	1:32.981	1:33.213	14
13	2	Marc Guillot	22.856	27	Marlon Hernandez	41.171	7	Jérôme Boullery	28.945	13	27	Marlon Hernandez	1:33.025	1:33.063	12
14	89	Bashar Mardini	22.864	7	Jérôme Boullery	41.209	89	Bashar Mardini	29.047	14	7	Jérôme Boullery	1:33.032	1:33.309	15
15	56	Frédéric Ancel	22.876	911	Christophe Lapiere	41.246	921	Fernando Monje	29.056	15	89	Bashar Mardini	1:33.042	1:33.138	13
16	7	Jérôme Boullery	22.878	74	Victor Blugeon	41.288	27	Marlon Hernandez	29.088	16	921	Fernando Monje	1:33.290	1:33.401	16
17	92	Fernando Monje	22.884	921	Fernando Monje	41.350	53	Arthur Mathieu	29.094	17	911	Christophe Lapiere	1:33.399	1:33.840	21
18	59	Maxence Maurice	22.884	59	Maxence Maurice	41.406	73	Sébastien Poisson	29.126	18	12	Ludovic Loeul	1:33.497	1:33.581	17
19	73	Sébastien Poisson	22.894	56	Frédéric Ancel	41.430	911	Christophe Lapiere	29.147	19	73	Sébastien Poisson	1:33.530	1:33.870	22
20	38	Sébastien Dussollet	22.901	12	Ludovic Loeul	41.436	12	Ludovic Loeul	29.151	20	59	Maxence Maurice	1:33.551	1:33.702	19
21	12	Ludovic Loeul	22.910	38	Sébastien Dussollet	41.496	38	Sébastien Dussollet	29.162	21	38	Sébastien Dussollet	1:33.559	1:33.648	18
22	49	Karim Ajlani	22.941	73	Sébastien Poisson	41.510	59	Maxence Maurice	29.261	22	53	Arthur Mathieu	1:33.583	1:33.795	20
23	53	Arthur Mathieu	22.942	53	Arthur Mathieu	41.547	66	Gilles Colombani	29.367	23	56	Frédéric Ancel	1:33.778	1:34.243	23
24	66	Gilles Colombani	22.955	24	Alexandre Leroy	41.679	49	Karim Ajlani	29.388	24	49	Karim Ajlani	1:34.036	1:34.335	24
25	91	Christophe Lapiere	23.006	49	Karim Ajlani	41.707	56	Frédéric Ancel	29.472	25	66	Gilles Colombani	1:34.184	1:34.394	25
26	24	Alexandre Leroy	23.042	66	Gilles Colombani	41.862	8	Christian Jaquillard	29.717	26	24	Alexandre Leroy	1:34.599	1:34.866	27
27	8	Christian Jaquillard	23.134	8	Christian Jaquillard	41.900	24	Alexandre Leroy	29.878	27	8	Christian Jaquillard	1:34.751	1:34.828	26
28	78	Dominique Bastien	23.640	78	Dominique Bastien	43.043	78	Dominique Bastien	30.574	28	78	Dominique Bastien	1:37.257	1:37.537	28

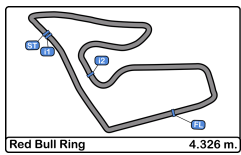




Red Bull Ring
Porsche Carrera Cup France
Free Practice - 2
Best 5 Lap Times

PORSCHE
CARRERA CUP
FRANCE

Cls	N°	Driver	Nat	Cat	Cls	Team	Nat	Vehicle	Best 1		Best 2		Best 3		Best 4		Best 5	
									Time	Lap	Time	Lap	Time	Lap	Time	Lap	Time	Lap
1	5	Mathys Jaubert	FRA	Pro	1	TFT Racing	FRA	Porsche 911 GT3 Cup	1:31.783	18	1:32.145	16	1:32.230	15	1:32.746	5	1:32.888	10
2	98	Dorian Bocolacci	FRA	Pro	2	Forestier Racing CLRT	FRA	Porsche 911 GT3 Cup	1:31.891	18	1:31.986	20	1:32.351	21	1:32.459	7	1:32.491	22
3	1	Marvin Klein	FRA	Pro	3	TFT Racing	FRA	Porsche 911 GT3 Cup	1:31.936	20	1:32.094	18	1:32.164	16	1:32.629	15	1:32.690	8
4	29	Louis Rousset	FRA	Pro	4	Forestier Racing CLRT	FRA	Porsche 911 GT3 Cup	1:32.288	20	1:32.346	15	1:32.393	19	1:32.402	18	1:32.473	21
5	96	Zakhar Slutskii	ISR	Pro	5	Target Compétition	ITA	Porsche 911 GT3 Cup	1:32.301	18	1:32.366	19	1:32.480	21	1:32.676	8	1:32.825	20
6	99	Benjamin Paque	BEL	Pro	6	Forestier Racing CLRT	FRA	Porsche 911 GT3 Cup	1:32.320	18	1:32.361	15	1:32.435	20	1:32.442	17	1:32.454	19
7	97	Artem Slutskii	ISR	Pro	7	Target Compétition	ITA	Porsche 911 GT3 Cup	1:32.475	21	1:32.528	10	1:32.576	20	1:32.614	22	1:32.624	8
8	22	Alessandro Ghiretti	FRA	Pro	8	Martinet by Alméras	FRA	Porsche 911 GT3 Cup	1:32.477	17	1:32.503	7	1:32.509	12	1:32.540	15	1:32.640	14
9	2	Marc Guillot	FRA	Pro-Am	1	HERRERO Racing	FRA	Porsche 911 GT3 Cup	1:32.745	16	1:32.891	10	1:33.075	13	1:33.239	9	1:33.325	20
10	76	Louis Perrot	FRA	Pro	9	IMSA LS Group Performance	FRA	Porsche 911 GT3 Cup	1:32.845	15	1:32.942	20	1:32.946	21	1:33.090	19	1:33.167	8
11	77	Jérémy Sarhy	FRA	Pro	10	Racing Technology	FRA	Porsche 911 GT3 Cup	1:32.987	7	1:33.195	8	1:33.210	11	1:33.273	6	1:33.406	4
12	27	Marlon Hernandez	FRA	Pro	11	ABM	FRA	Porsche 911 GT3 Cup	1:33.063	20	1:33.116	15	1:33.284	13	1:33.343	21	1:33.381	10
13	89	Bashar Mardini	CAN	Pro-Am	2	Tsunami RT	ITA	Porsche 911 GT3 Cup	1:33.138	14	1:33.174	19	1:33.235	15	1:33.257	12	1:33.293	13
14	74	Victor Blugeon	FRA	Pro	12	ABM	FRA	Porsche 911 GT3 Cup	1:33.213	14	1:33.220	6	1:33.348	18	1:33.358	11	1:33.633	10
15	7	Jérôme Boullery	FRA	Pro-Am	3	Racing Technology	FRA	Porsche 911 GT3 Cup	1:33.309	12	1:33.374	6	1:33.404	20	1:33.461	15	1:33.533	19
16	921	Fernando Monje	ESP	Pro	13	Martinet by Alméras	FRA	Porsche 911 GT3 Cup	1:33.401	19	1:33.464	17	1:33.582	18	1:33.632	14	1:33.838	12
17	12	Ludovic Loeul	FRA	Am	1	Porsche Lorient Racing	FRA	Porsche 911 GT3 Cup	1:33.581	21	1:33.793	8	1:34.009	5	1:34.045	6	1:34.084	19
18	38	Sébastien Dussollet	FRA	Pro-Am	4	ABM	FRA	Porsche 911 GT3 Cup	1:33.648	15	1:33.702	13	1:33.766	12	1:33.925	16	1:33.938	5
19	59	Maxence Maurice	FRA	Pro-Am	5	IMSA LS Group Performance	FRA	Porsche 911 GT3 Cup	1:33.702	21	1:33.774	9	1:33.933	23	1:33.941	12	1:33.992	22
20	53	Arthur Mathieu	FRA	Pro	14	Martinet by Alméras	FRA	Porsche 911 GT3 Cup	1:33.795	7	1:33.822	22	1:33.828	16	1:33.881	19	1:33.971	18
21	911	Christophe Lapierre	FRA	Pro-Am	6	Martinet by Alméras	FRA	Porsche 911 GT3 Cup	1:33.840	13	1:33.917	18	1:33.987	19	1:34.187	15	1:34.245	11
22	73	Sébastien Poisson	FRA	Am	2	ABM	FRA	Porsche 911 GT3 Cup	1:33.870	9	1:33.992	11	1:34.024	16	1:34.046	7	1:34.139	17
23	56	Frédéric Ancel	FRA	Pro-Am	7	Porsche Lorient Racing	FRA	Porsche 911 GT3 Cup	1:34.243	9	1:34.317	14	1:34.409	23	1:34.427	11	1:34.510	13
24	49	Karim Ajlani	CHE	Am	3	ABM	FRA	Porsche 911 GT3 Cup	1:34.335	17	1:34.365	18	1:34.436	20	1:34.833	19	1:35.247	14
25	66	Gilles Colombani	FRA	Am	4	Team Clairet Sport	FRA	Porsche 911 GT3 Cup	1:34.394	19	1:34.413	16	1:34.735	17	1:34.818	21	1:35.113	7
26	8	Christian Jaquillard	CHE	Am	5	Racing Technology	FRA	Porsche 911 GT3 Cup	1:34.828	20	1:35.327	21	1:35.484	18	1:35.707	17	1:35.791	16
27	24	Alexandre Leroy	BEL	Am	6	TFT Racing	FRA	Porsche 911 GT3 Cup	1:34.866	19	1:34.969	21	1:35.258	20	1:35.503	17	1:35.525	18
28	78	Dominique Bastien	USA	Am	7	Speedlover	BEL	Porsche 911 GT3 Cup	1:37.537	19	1:37.662	20	1:37.924	18	1:39.291	15	1:39.435	16



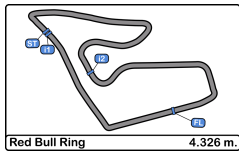
Red Bull Ring
Porsche Carrera Cup France
Free Practice - 2
Best 5 Top Speeds



Top 1 Top 2 Top 3 Top 4 Top 5

Clas	N°	Driver	Nat	Cat	Cls	Team	Nat	Vehicle	Top 1		Top 2		Top 3		Top 4		Top 5		Avg
									Km/h	Lap	Km/h	Lap	Km/h	Lap	Km/h	Lap	Km/h	Lap	
1	99	Benjamin Paque	BEL	Pro	1	Forestier Racing CLRT	FRA	Porsche 911 GT3 Cup	239.4	19	238.9	9	238.9	10	238.9	16	238.9	17	239.0
2	5	Mathys Jaubert	FRA	Pro	2	TFT Racing	FRA	Porsche 911 GT3 Cup	238.9	4	237.8	19	237.3	10	237.3	16	237.3	17	237.7
3	29	Louis Rousset	FRA	Pro	3	Forestier Racing CLRT	FRA	Porsche 911 GT3 Cup	238.9	19	238.9	20	238.9	22	238.4	21	237.8	16	238.6
4	73	Sébastien Poisson	FRA	Am	1	ABM	FRA	Porsche 911 GT3 Cup	238.9	5	238.4	9	238.4	15	238.4	16	238.4	21	238.5
5	96	Zakhar Slutskaa	ISR	Pro	4	Target Compétition	ITA	Porsche 911 GT3 Cup	238.9	12	237.8	15	237.3	10	237.3	19	237.3	21	237.7
6	98	Dorian Bocolacci	FRA	Pro	5	Forestier Racing CLRT	FRA	Porsche 911 GT3 Cup	238.9	22	238.9	23	238.9	24	238.4	6	238.4	10	238.7
7	7	Jérôme Boullery	FRA	Pro-Am	1	Racing Technology	FRA	Porsche 911 GT3 Cup	238.4	21	237.3	7	237.3	8	237.3	15	237.3	20	237.5
8	27	Marlon Hernandez	FRA	Pro	6	ABM	FRA	Porsche 911 GT3 Cup	238.4	17	237.3	14	237.3	19	237.3	20	237.3	21	237.5
9	53	Arthur Mathieu	FRA	Pro	7	Martinet by Alméras	FRA	Porsche 911 GT3 Cup	238.4	20	237.3	16	237.3	18	237.3	19	236.8	5	237.4
10	76	Louis Perrot	FRA	Pro	8	IMSA LS Group Performance	FRA	Porsche 911 GT3 Cup	238.4	16	237.3	13	237.3	15	237.3	21	236.8	4	237.4
11	2	Marc Guillot	FRA	Pro-Am	2	HERRERO Racing	FRA	Porsche 911 GT3 Cup	237.8	17	237.3	16	236.8	10	236.8	14	236.8	20	237.1
12	56	Frédéric Ancel	FRA	Pro-Am	3	Porsche Lorient Racing	FRA	Porsche 911 GT3 Cup	237.8	16	236.8	23	236.3	6	236.3	7	236.3	14	236.7
13	77	Jérémy Sarhy	FRA	Pro	9	Racing Technology	FRA	Porsche 911 GT3 Cup	237.8	6	237.8	7	237.8	12	237.3	9	237.3	11	237.6
14	97	Artem Slutskaa	ISR	Pro	10	Target Compétition	ITA	Porsche 911 GT3 Cup	237.8	23	237.3	5	237.3	10	236.8	6	236.8	11	237.2
15	921	Fernando Monje	ESP	Pro	11	Martinet by Alméras	FRA	Porsche 911 GT3 Cup	237.8	20	237.3	18	237.3	22	236.8	6	236.8	19	237.2
16	1	Marvin Klein	FRA	Pro	12	TFT Racing	FRA	Porsche 911 GT3 Cup	237.3	4	237.3	8	237.3	12	237.3	18	236.8	5	237.2
17	38	Sébastien Dussollet	FRA	Pro-Am	4	ABM	FRA	Porsche 911 GT3 Cup	237.3	4	237.3	11	237.3	15	237.3	16	237.3	21	237.3
18	49	Karim Ajlani	CHE	Am	2	ABM	FRA	Porsche 911 GT3 Cup	237.3	20	236.8	19	236.3	17	235.2	18	234.7	12	236.1
19	66	Gilles Colombani	FRA	Am	3	Team Clairat Sport	FRA	Porsche 911 GT3 Cup	237.3	22	236.8	21	236.3	7	236.3	20	235.8	18	236.5
20	74	Victor Blugeon	FRA	Pro	13	ABM	FRA	Porsche 911 GT3 Cup	237.3	19	236.8	11	236.8	14	236.3	4	236.3	7	236.7
21	8	Christian Jaquillard	CHE	Am	4	Racing Technology	FRA	Porsche 911 GT3 Cup	236.8	20	236.3	16	236.3	18	234.7	14	234.7	21	235.8
22	12	Ludovic Loeul	FRA	Am	5	Porsche Lorient Racing	FRA	Porsche 911 GT3 Cup	236.8	22	236.3	6	236.3	21	236.3	23	235.8	4	236.3
23	22	Alessandro Ghiretti	FRA	Pro	14	Martinet by Alméras	FRA	Porsche 911 GT3 Cup	236.8	8	236.3	13	236.3	14	236.3	15	236.3	18	236.4
24	24	Alexandre Leroy	BEL	Am	6	TFT Racing	FRA	Porsche 911 GT3 Cup	236.8	20	236.3	17	235.8	21	235.2	14	235.2	15	235.9
25	59	Maxence Maurice	FRA	Pro-Am	5	IMSA LS Group Performance	FRA	Porsche 911 GT3 Cup	236.8	13	236.8	14	236.3	8	236.3	16	236.3	18	236.5
26	89	Bashar Mardini	CAN	Pro-Am	6	Tsunami RT	ITA	Porsche 911 GT3 Cup	236.3	14	236.3	19	236.3	20	235.8	4	235.8	5	236.1
27	911	Christophe Lapierre	FRA	Pro-Am	7	Martinet by Alméras	FRA	Porsche 911 GT3 Cup	236.3	21	235.8	20	235.2	17	235.2	18	235.2	19	235.6
28	78	Dominique Bastien	USA	Am	7	Speedlover	BEL	Porsche 911 GT3 Cup	232.7	18	229.7	16	229.2	19	228.8	17	228.8	20	229.8

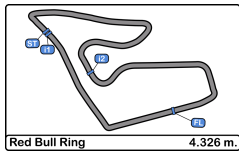




Red Bull Ring
Porsche Carrera Cup France
Free Practice - 2
Fastest Laps Sequence

PORSCHE
CARRERA CUP
FRANCE

Lap	Time of Day	Session Time	N° Driver	Nat	Cat	Team	Nat	Vehicle	Time	Km/h
2	16:19:30.458	3:30.458	1 Marvin Klein		Pro	TFT Racing		Porsche 911 GT3	1:35.156	163.6
3	16:21:03.814	5:03.814	1 Marvin Klein		Pro	TFT Racing		Porsche 911 GT3	1:33.356	166.8
3	16:21:05.348	5:05.348	97 Artem Slutskaa		Pro	Target Compétition		Porsche 911 GT3	1:33.316	166.8
4	16:22:35.956	6:35.956	99 Benjamin Paque		Pro	Forestier Racing CLRT		Porsche 911 GT3	1:32.747	167.9
5	16:26:27.823	10:27.823	5 Mathys Jaubert		Pro	TFT Racing		Porsche 911 GT3	1:32.746	167.9
7	16:27:24.682	11:24.682	98 Dorian Bocolacci		Pro	Forestier Racing CLRT		Porsche 911 GT3	1:32.459	168.4
15	16:43:06.914	27:06.914	99 Benjamin Paque		Pro	Forestier Racing CLRT		Porsche 911 GT3	1:32.361	168.6
15	16:43:41.333	27:41.333	29 Louis Rousset		Pro	Forestier Racing CLRT		Porsche 911 GT3	1:32.346	168.6
18	16:47:20.565	31:20.565	98 Dorian Bocolacci		Pro	Forestier Racing CLRT		Porsche 911 GT3	1:31.891	169.4
18	16:54:26.816	38:26.816	5 Mathys Jaubert		Pro	TFT Racing		Porsche 911 GT3	1:31.783	169.6

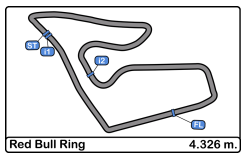


Red Bull Ring
Porsche Carrera Cup France
Free Practice - 2
Event Best Maximum Speed



N°	Driver	Nat	Cat	Clas	Team	Nat	Vehicle	Km/h	Session	
24	Alexandre Leroy		BEL	Am	1	TFT Racing		Porsche 911 GT3	246.0	Private test
77	Jérémy Sarhy		FRA	Pro	1	Racing Technology		Porsche 911 GT3	242.1	Private test
99	Benjamin Paque		BEL	Pro	2	Forestier Racing CLRT		Porsche 911 GT3	242.1	Private test
1	Marvin Klein		FRA	Pro	3	TFT Racing		Porsche 911 GT3	242.1	Private test
59	Maxence Maurice		FRA	Pro-A	1	IMSA LS Group Performance		Porsche 911 GT3	241.6	Private test
76	Louis Perrot		FRA	Pro	4	IMSA LS Group Performance		Porsche 911 GT3	241.6	Private test
73	Sébastien Poisson		FRA	Am	2	ABM		Porsche 911 GT3	241.6	Free Practice - 1
98	Dorian Boccolacci		FRA	Pro	5	Forestier Racing CLRT		Porsche 911 GT3	241.6	Free Practice - 1
97	Artem Slutskii		ISR	Pro	6	Target Compétition		Porsche 911 GT3	241.6	Free Practice - 1
53	Arthur Mathieu		FRA	Pro	7	Martinet by Alméras		Porsche 911 GT3	241.0	Private test
7	Jérôme Boullery		FRA	Pro-A	2	Racing Technology		Porsche 911 GT3	241.0	Free Practice - 1
22	Alessandro Ghiretti		FRA	Pro	8	Martinet by Alméras		Porsche 911 GT3	241.0	Free Practice - 1
21									240.5	Private test
27	Marlon Hernandez		FRA	Pro	9	ABM		Porsche 911 GT3	240.5	Private test
96	Zakhar Slutskii		ISR	Pro	10	Target Compétition		Porsche 911 GT3	240.5	Private test
2	Marc Guillot		FRA	Pro-A	3	HERRERO Racing		Porsche 911 GT3	240.5	Private test
38	Sébastien Dussollet		FRA	Pro-A	4	ABM		Porsche 911 GT3	240.5	Private test
12	Ludovic Loeul		FRA	Am	3	Porsche Lorient Racing		Porsche 911 GT3	240.5	Private test
29	Louis Rousset		FRA	Pro	11	Forestier Racing CLRT		Porsche 911 GT3	240.5	Private test
5	Mathys Jaubert		FRA	Pro	12	TFT Racing		Porsche 911 GT3	240.5	Free Practice - 1
921	Fernando Monje		ESP	Pro	13	Martinet by Alméras		Porsche 911 GT3	240.5	Free Practice - 1
66	Gilles Colombani		FRA	Am	4	Team Clairet Sport		Porsche 911 GT3	240.0	Private test
56	Frédéric Ancel		FRA	Pro-A	5	Porsche Lorient Racing		Porsche 911 GT3	239.4	Private test
89	Bashar Mardini		CAN	Pro-A	6	Tsunami RT		Porsche 911 GT3	239.4	Private test
74	Victor Blugeon		FRA	Pro	14	ABM		Porsche 911 GT3	238.9	Private test
49	Karim Ajlani		CHE	Am	5	ABM		Porsche 911 GT3	238.9	Private test
78	Dominique Bastien		USA	Am	6	Speedlover		Porsche 911 GT3	238.4	Private test
8	Christian Jaquillard		CHE	Am	7	Racing Technology		Porsche 911 GT3	238.4	Free Practice - 1
911	Christophe Lapierre		FRA	Pro-A	7	Martinet by Alméras		Porsche 911 GT3	238.4	Free Practice - 1





Red Bull Ring
Porsche Carrera Cup France
Free Practice - 2
Pit Stop Analysis



1 Marvin Klein Porsche 911 GT3 Cup
 Pro TFT Racing

N°	In Day Time	In Time	Out Time	Pit Time	T. Pit Time	Handicap	Diff.
1	16:24:12.555	16:24:12.555	16:26:56.186	2:43.631	2:43.631		
2	16:33:13.103	16:33:13.103	16:36:08.392	2:55.289	5:38.920		
3	16:40:50.976	16:40:50.976	16:44:14.080	3:23.104	9:02.024		

2 Marc Guillot Porsche 911 GT3 Cup
 Pro-Am HERRERO Racing

N°	In Day Time	In Time	Out Time	Pit Time	T. Pit Time	Handicap	Diff.
1	16:26:54.478	16:26:54.478	16:28:42.997	1:48.519	1:48.519		
2	16:38:22.224	16:38:22.224	16:40:07.268	1:45.044	3:33.563		
3	16:51:04.820	16:51:04.820	16:52:49.762	1:44.942	5:18.505		

5 Mathys Jaubert Porsche 911 GT3 Cup
 Pro TFT Racing

N°	In Day Time	In Time	Out Time	Pit Time	T. Pit Time	Handicap	Diff.
1	16:29:36.508	16:29:36.508	16:33:23.210	3:46.702	3:46.702		
2	16:41:15.542	16:41:15.542	16:44:58.959	3:43.417	7:30.119		

7 Jérôme Boullery Porsche 911 GT3 Cup
 Pro-Am Racing Technology

N°	In Day Time	In Time	Out Time	Pit Time	T. Pit Time	Handicap	Diff.
1	16:29:23.301	16:29:23.301	16:33:20.038	3:56.737	3:56.737		
2	16:45:57.318	16:45:57.318	16:48:57.276	2:59.958	6:56.695		

8 Christian Jaquillard Porsche 911 GT3 Cup
 Am Racing Technology

N°	In Day Time	In Time	Out Time	Pit Time	T. Pit Time	Handicap	Diff.
1	16:37:04.909	16:37:04.909	16:40:20.886	3:15.977	3:15.977		

12 Ludovic Loeul Porsche 911 GT3 Cup
 Am Porsche Lorient Racing

N°	In Day Time	In Time	Out Time	Pit Time	T. Pit Time	Handicap	Diff.
1	16:41:10.977	16:41:10.977	16:44:53.671	3:42.694	3:42.694		

22 Alessandro Ghiretti Porsche 911 GT3 Cup
 Pro Martinet by Alméras

N°	In Day Time	In Time	Out Time	Pit Time	T. Pit Time	Handicap	Diff.
1	16:52:33.781	16:52:33.781	16:53:45.671	1:11.890	1:11.890		

24 Alexandre Leroy Porsche 911 GT3 Cup
 Am TFT Racing

N°	In Day Time	In Time	Out Time	Pit Time	T. Pit Time	Handicap	Diff.
1	16:31:36.345	16:31:36.345	16:34:56.365	3:20.020	3:20.020		
2	16:44:37.116	16:44:37.116	16:46:53.393	2:16.277	5:36.297		

27 Marlon Hernandez Porsche 911 GT3 Cup
 Pro ABM

N°	In Day Time	In Time	Out Time	Pit Time	T. Pit Time	Handicap	Diff.
1	16:25:52.559	16:25:52.559	16:29:41.392	3:48.833	3:48.833		
2	16:37:31.229	16:37:31.229	16:40:44.270	3:13.041	7:01.874		

29 Louis Rousset Porsche 911 GT3 Cup
 Pro Forestier Racing CLRT

N°	In Day Time	In Time	Out Time	Pit Time	T. Pit Time	Handicap	Diff.
1	16:29:15.777	16:29:15.777	16:32:41.886	3:26.109	3:26.109		

38 Sébastien Dussolliet Porsche 911 GT3 Cup
 Pro-Am ABM

N°	In Day Time	In Time	Out Time	Pit Time	T. Pit Time	Handicap	Diff.
1	16:29:33.505	16:29:33.505	16:34:33.183	4:59.678	4:59.678		

49 Karim Ajlani Porsche 911 GT3 Cup
 Am ABM

N°	In Day Time	In Time	Out Time	Pit Time	T. Pit Time	Handicap	Diff.
1	16:32:38.659	16:32:38.659	16:36:01.044	3:22.385	3:22.385		

53 Arthur Mathieu Porsche 911 GT3 Cup
 Pro Martinet by Alméras

N°	In Day Time	In Time	Out Time	Pit Time	T. Pit Time	Handicap	Diff.
1	16:31:02.172	16:31:02.172	16:34:11.523	3:09.351	3:09.351		

56 Frédéric Ancel Porsche 911 GT3 Cup
 Pro-Am Porsche Lorient Racing

N°	In Day Time	In Time	Out Time	Pit Time	T. Pit Time	Handicap	Diff.
1	16:49:00.531	16:49:00.531	16:51:31.048	2:30.517	2:30.517		

59 Maxence Maurice Porsche 911 GT3 Cup
 Pro-Am IMSA LS Group Performance

N°	In Day Time	In Time	Out Time	Pit Time	T. Pit Time	Handicap	Diff.
1	16:32:46.089	16:32:46.089	16:34:51.321	2:05.232	2:05.232		
2	16:49:01.970	16:49:01.970	16:51:10.636	2:08.666	4:13.898		

66 Gilles Colombani Porsche 911 GT3 Cup
 Am Team Clairnet Sport

N°	In Day Time	In Time	Out Time	Pit Time	T. Pit Time	Handicap	Diff.
1	16:30:01.277	16:30:01.277	16:32:14.615	2:13.338	2:13.338		

73 Sébastien Poisson Porsche 911 GT3 Cup
 Am ABM

N°	In Day Time	In Time	Out Time	Pit Time	T. Pit Time	Handicap	Diff.
1	16:35:49.667	16:35:49.667	16:38:14.608	2:24.941	2:24.941		

74 Victor Blugeon Porsche 911 GT3 Cup
 Pro ABM

N°	In Day Time	In Time	Out Time	Pit Time	T. Pit Time	Handicap	Diff.
1	16:27:54.818	16:27:54.818	16:32:05.142	4:10.324	4:10.324		
2	16:44:38.654	16:44:38.654	16:48:28.418	3:49.764	8:00.088		

76 Louis Perrot Porsche 911 GT3 Cup
 Pro IMSA LS Group Performance

N°	In Day Time	In Time	Out Time	Pit Time	T. Pit Time	Handicap	Diff.
1	16:30:36.386	16:30:36.386	16:34:40.610	4:04.224	4:04.224		
2	16:47:18.580	16:47:18.580	16:49:35.683	2:17.103	6:21.327		

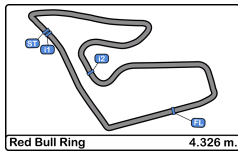
77 Jérémy Sarhy Porsche 911 GT3 Cup
 Pro Racing Technology

N°	In Day Time	In Time	Out Time	Pit Time	T. Pit Time	Handicap	Diff.
1	16:30:51.737	16:30:51.737	16:36:23.138	5:31.401	5:31.401		

78 Dominique Bastien Porsche 911 GT3 Cup
 Am Speedlover

N°	In Day Time	In Time	Out Time	Pit Time	T. Pit Time	Handicap	Diff.
1	16:25:57.137	16:25:57.137	16:29:42.939	3:45.802	3:45.802		
2	16:41:43.685	16:41:43.685	16:43:37.818	1:54.133	5:39.935		





Red Bull Ring
Porsche Carrera Cup France
Free Practice - 2
Pit Stop Analysis



89 Bashar Mardini Porsche 911 GT3 Cup

Pro-Am Tsunami RT

N°	In Day Time	In Time	Out Time	Pit Time	T. Pit Time	Handicap	Diff.
1	16:28:34.880	16:28:34.880	16:31:14.700	2:39.820	2:39.820		
2	16:45:33.625	16:45:33.625	16:48:13.899	2:40.274	5:20.094		

96 Zakhar Slutskii Porsche 911 GT3 Cup

Pro Target Compétition

N°	In Day Time	In Time	Out Time	Pit Time	T. Pit Time	Handicap	Diff.
1	16:42:38.526	16:42:38.526	16:46:50.368	4:11.842	4:11.842		

97 Artem Slutskii Porsche 911 GT3 Cup

Pro Target Compétition

N°	In Day Time	In Time	Out Time	Pit Time	T. Pit Time	Handicap	Diff.
1	16:42:51.213	16:42:51.213	16:46:48.911	3:57.698	3:57.698		

98 Dorian Bocolacci Porsche 911 GT3 Cup

Pro Forestier Racing CLRT

N°	In Day Time	In Time	Out Time	Pit Time	T. Pit Time	Handicap	Diff.
1	16:38:19.813	16:38:19.813	16:40:57.405	2:37.592	2:37.592		

99 Benjamin Paque Porsche 911 GT3 Cup

Pro Forestier Racing CLRT

N°	In Day Time	In Time	Out Time	Pit Time	T. Pit Time	Handicap	Diff.
1	16:33:29.618	16:33:29.618	16:36:54.761	3:25.143	3:25.143		

911 Christophe Lapierre Porsche 911 GT3 Cup

Pro-Am Martinet by Alméras

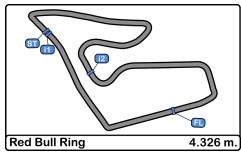
N°	In Day Time	In Time	Out Time	Pit Time	T. Pit Time	Handicap	Diff.
1	16:29:50.541	16:29:50.541	16:32:19.489	2:28.948	2:28.948		

921 Fernando Monje Porsche 911 GT3 Cup

Pro Martinet by Alméras

N°	In Day Time	In Time	Out Time	Pit Time	T. Pit Time	Handicap	Diff.
1	16:28:08.859	16:28:08.859	16:32:24.329	4:15.470	4:15.470		

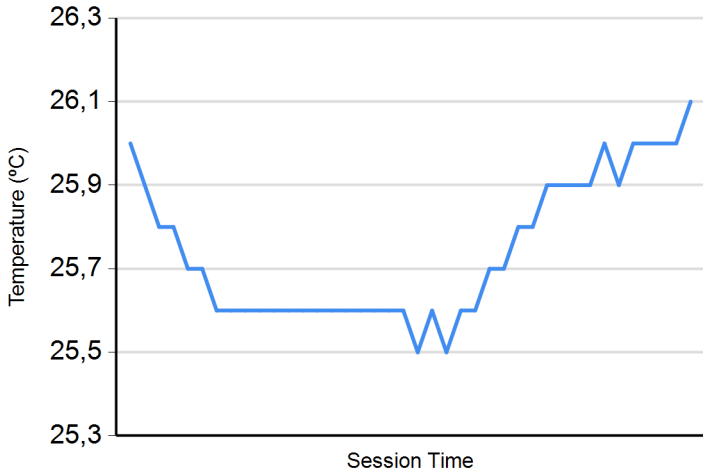




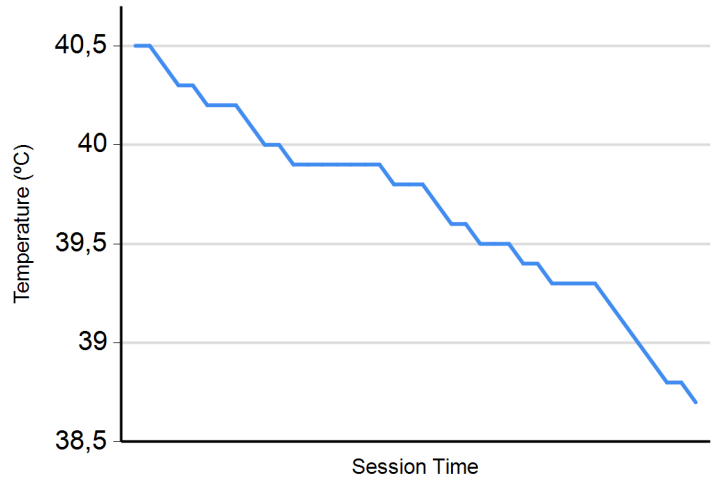
Red Bull Ring
Porsche Carrera Cup France
Free Practice - 2
Weather Report



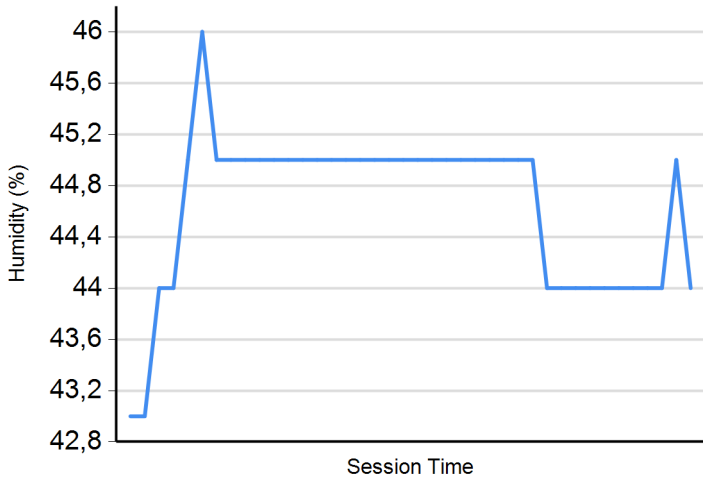
Air Temperature



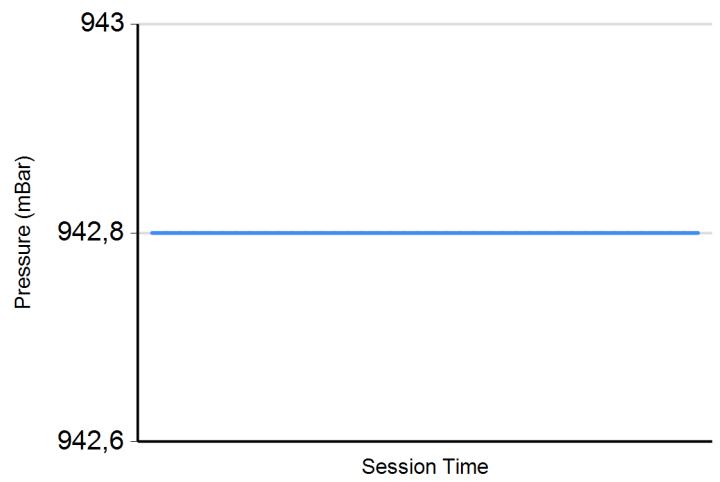
Track Temperature



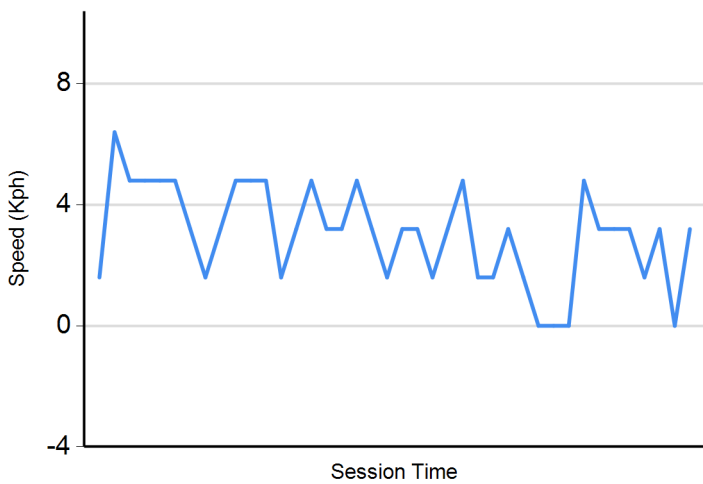
Humidity



Pressure

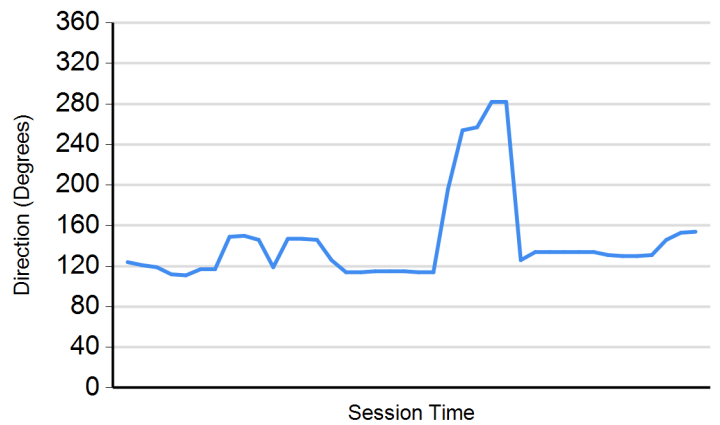


Wind Speed



Wind direction

North = 0°/360° Est = 90° South = 180° West = 270°



Red Bull Ring
Porsche Carrera Cup France
Free Practice - 1 - 2
Combined Results

Cls	N°	Driver	Nat	Cat	Clas	Team	Nat	Vehicle	Laps	FP1	FP2	Best	Gap	Interval	Km/h		
1	98	Dorian Boccia		Pro	1	Forestier Racing CLRT		Porsche 911 GT3 Cup	47	1:31.673	18	1:31.891	18	1:31.673	169.8		
2	5	Mathys Jaubert		Pro	2	TFT Racing		Porsche 911 GT3 Cup	39	1:32.461	16	1:31.783	18	1:31.783	0.110	0.110	169.6
3	22	Alessandro Ghiretti		Pro	3			Porsche 911 GT3 Cup	44	1:31.815	18	1:32.477	17	1:31.815	0.142	0.032	169.6
4	1	Marvin Klein		Pro	4	TFT Racing		Porsche 911 GT3 Cup	43	1:31.833	17	1:31.936	20	1:31.833	0.160	0.018	169.5
5	99	Benjamin Paque		Pro	5	Forestier Racing CLRT		Porsche 911 GT3 Cup	42	1:31.894	20	1:32.320	18	1:31.894	0.221	0.061	169.4
6	96	Zakhar Slutskii		Pro	6			Porsche 911 GT3 Cup	38	1:32.010	10	1:32.301	18	1:32.010	0.337	0.116	169.2
7	97	Artem Slutskii		Pro	7			Porsche 911 GT3 Cup	40	1:32.094	15	1:32.475	21	1:32.094	0.421	0.084	169.1
8	76	Louis Perrot		Pro	8	IMSA LS Group Performance		Porsche 911 GT3 Cup	46	1:32.208	15	1:32.845	15	1:32.208	0.535	0.114	168.8
9	29	Louis Rousset		Pro	9	Forestier Racing CLRT		Porsche 911 GT3 Cup	40	1:33.534	6	1:32.288	20	1:32.288	0.615	0.080	168.7
10	27	Marlon Hernandez		Pro	10	ABM		Porsche 911 GT3 Cup	43	1:32.635	19	1:33.063	20	1:32.635	0.962	0.347	168.1
11	2	Marc Guillot		Pro	1	HERRERO Racing		Porsche 911 GT3 Cup	46	1:32.825	20	1:32.745	16	1:32.745	1.072	0.110	167.9
12	77			Pro	11	Racing Technology		Porsche 911 GT3 Cup	32	1:32.762	19	1:32.987	7	1:32.762	1.089	0.017	167.8
13	7			Pro	2	Racing Technology		Porsche 911 GT3 Cup	44	1:32.763	11	1:33.309	12	1:32.763	1.090	0.001	167.8
14	92	Fernando Monje		Pro	12			Porsche 911 GT3 Cup	45	1:32.841	20	1:33.401	19	1:32.841	1.168	0.078	167.7
15	89	Bashar Mardini		Pro	3	Tsunami RT		Porsche 911 GT3 Cup	46	1:33.268	14	1:33.138	14	1:33.138	1.465	0.297	167.2
16	74	Victor Blugeon		Pro	13	ABM		Porsche 911 GT3 Cup	41	1:33.234	19	1:33.213	14	1:33.213	1.540	0.075	167.0
17	73			Am	1	ABM		Porsche 911 GT3 Cup	49	1:33.363	18	1:33.870	9	1:33.363	1.690	0.150	166.8
18	53	Arthur Mathieu		Pro	14			Porsche 911 GT3 Cup	43	1:33.377	12	1:33.795	7	1:33.377	1.704	0.014	166.7
19	38			Pro	4	ABM		Porsche 911 GT3 Cup	44	1:33.474	13	1:33.648	15	1:33.474	1.801	0.097	166.6
20	59	Maxence Maurice		Pro	5	IMSA LS Group Performance		Porsche 911 GT3 Cup	44	1:33.530	13	1:33.702	21	1:33.530	1.857	0.056	166.5
21	12	Ludovic Loeul		Am	2	Porsche Lorient Racing		Porsche 911 GT3 Cup	43	1:33.706	6	1:33.581	21	1:33.581	1.908	0.051	166.4
22	91	Christophe Lapierre		Pro	6			Porsche 911 GT3 Cup	44	1:33.929	13	1:33.840	13	1:33.840	2.167	0.259	165.9
23	56			Pro	7	Porsche Lorient Racing		Porsche 911 GT3 Cup	44	1:33.938	19	1:34.243	9	1:33.938	2.265	0.098	165.7
24	66	Gilles Colombani		Am	3	Team Clairet Sport		Porsche 911 GT3 Cup	46	1:34.084	21	1:34.394	19	1:34.084	2.411	0.146	165.5
25	24	Alexandre Leroy		Am	4	TFT Racing		Porsche 911 GT3 Cup	44	1:34.197	20	1:34.866	19	1:34.197	2.524	0.113	165.3
26	49	Karim Ajlani		Am	5	ABM		Porsche 911 GT3 Cup	45	1:34.561	13	1:34.335	17	1:34.335	2.662	0.138	165.0
27	8	Christian Jaquillard		Am	6	Racing Technology		Porsche 911 GT3 Cup	45	1:35.561	20	1:34.828	20	1:34.828	3.155	0.493	164.2
28	78	Dominique Bastien		Am	7	Speedlover		Porsche 911 GT3 Cup	44	1:36.229	19	1:37.537	19	1:36.229	4.556	1.401	161.8

*** PENALTIES**

CARS #5 - #8 - #12 - #22 - #38 - #49 - #53 - #56 - #59 - #66 - #73 - #74 - #76 - #77 - 78 - #89 - #96 - #97 - #98 - #99 - #911 - #921 SOME LAP TIMES DELETED DUE TRACK

CARS #2 - #5 - #7 - #12 - #22 - #24 - #27 - #29 - #38 - #49 - #53 - #56 SOME LAP TIMES DELETED DUE TRACK LIMITS

CARS #59 - #66 - #73 - #74 - #76 - #77 - #89 - #96 - #97 - #98 - #99 - #911 - #921 SOME LAP TIMES DELETED DUE TRACK LIMITS

Published at:.....

Race Director:

Timekeeper:

JOB-1605-ESP/M