

Red Bull Ring
Porsche Carrera Cup France
Private test
Provisional Results



Clas	Nº	Driver	Nat	Cat	Clas	Team	Nat	Vehicle	Laps	Best	Time	Gap	Interval	Km/h
1	99	Benjamin Paque		Pro	1	Forestier Racing CLRT		Porsche 911 GT3 Cup	52	50	1:30.710			171.6
2	22	Alessandro Ghiretti		Pro	2	Martinet by Alméras		Porsche 911 GT3 Cup	66	62	1:30.866	0.156	0.156	171.3
3	1	Marvin Klein		Pro	3	TFT Racing		Porsche 911 GT3 Cup	62	35	1:30.889	0.179	0.023	171.3
4	76	Louis Perrot		Pro	4	IMSA LS Group Performance		Porsche 911 GT3 Cup	77	71	1:31.013	0.303	0.124	171.1
5	97	Artem Slutskii		Pro	5	Target Compétition		Porsche 911 GT3 Cup	32	30	1:31.118	0.408	0.105	170.9
6	96	Zakhar Slutskii		Pro	6	Target Compétition		Porsche 911 GT3 Cup	40	31	1:31.343	0.633	0.225	170.4
7	5	Mathys Jaubert		Pro	7	TFT Racing		Porsche 911 GT3 Cup	59	46	1:31.636	0.926	0.293	169.9
8	29	Louis Rousset		Pro	8	Forestier Racing CLRT		Porsche 911 GT3 Cup	64	45	1:31.706	0.996	0.070	169.8
9	77	Jérémy Sarhy		Pro	9	Racing Technology		Porsche 911 GT3 Cup	74	61	1:31.733	1.023	0.027	169.7
10	89	Bashar Mardini		Pro-Am	1	Tsunami RT		Porsche 911 GT3 Cup	70	64	1:31.936	1.226	0.203	169.3
11	27	Marlon Hernandez		Pro	10	ABM		Porsche 911 GT3 Cup	66	52	1:31.983	1.273	0.047	169.3
12	7	Jérôme Boullery		Pro-Am	2	Racing Technology		Porsche 911 GT3 Cup	69	58	1:32.030	1.320	0.047	169.2
13	59	Maxence Maurice		Pro-Am	3	IMSA LS Group Performance		Porsche 911 GT3 Cup	81	41	1:32.062	1.352	0.032	169.1
14	38	Sébastien Dussolliet		Pro-Am	4	ABM		Porsche 911 GT3 Cup	80	75	1:32.198	1.488	0.136	168.9
15	56	Frédéric Ancel		Pro-Am	5	Porsche Lorient Racing		Porsche 911 GT3 Cup	76	68	1:32.309	1.599	0.111	168.7
16	12	Ludovic Loeul		Am	1	Porsche Lorient Racing		Porsche 911 GT3 Cup	76	49	1:32.325	1.615	0.016	168.6
17	74	Victor Blugeon		Pro	11	ABM		Porsche 911 GT3 Cup	59	44	1:32.389	1.679	0.064	168.5
18	53	Arthur Mathieu		Pro	12	Martinet by Alméras		Porsche 911 GT3 Cup	70	48	1:32.420	1.710	0.031	168.5
19	2	Marc Guillot		Pro-Am	6	HERRERO Racing		Porsche 911 GT3 Cup	73	43	1:32.672	1.962	0.252	168.0
20	21	Fernando Monje		Pro	13	Martinet by Alméras		Porsche 911 GT3 Cup	69	44	1:32.815	2.105	0.143	167.7
21	911	Christophe Lapierre		Pro-Am	7	Martinet by Alméras		Porsche 911 GT3 Cup	68	65	1:32.915	2.205	0.100	167.6
22	73	Sébastien Poisson		Am	2	ABM		Porsche 911 GT3 Cup	75	72	1:33.174	2.464	0.259	167.1
23	66	Gilles Colombani		Am	3	Team Clairet Sport		Porsche 911 GT3 Cup	69	60	1:33.305	2.595	0.131	166.9
24	24	Alexandre Leroy		Am	4	TFT Racing		Porsche 911 GT3 Cup	58	41	1:33.772	3.062	0.467	166.0
25	49	Karim Ajlani		Am	5	ABM		Porsche 911 GT3 Cup	70	59	1:34.024	3.314	0.252	165.6
26	78	Dominique Bastien		Am	6	Speedlover		Porsche 911 GT3 Cup	60	43	1:34.739	4.029	0.715	164.3

Published at:.....

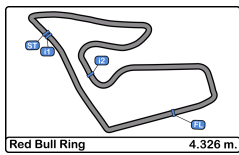
Track Temp: 28.7 °C Air Temp: 19.6 °C Humidity: 68 % Track Status: DRY

Race Director:

Timekeeper:

Luis Garcia
 JOB-1605-ESP/M





Red Bull Ring
Porsche Carrera Cup France
Private test
Provisional Results by Category



Pro														
Clas	Nº	Driver	Nat	Cat	Clas	Team	Nat	Vehicle	Laps	Best	Time	Gap	Interval	Km/h
1	99	Benjamin Paque		Pro	1	Forestier Racing CLRT		Porsche 911 GT3 Cup	52	50	1:30.710			171.6
2	22	Alessandro Ghiretti		Pro	2	Martinet by Alméras		Porsche 911 GT3 Cup	66	62	1:30.866	0.156	0.156	171.3
3	1	Marvin Klein		Pro	3	TFT Racing		Porsche 911 GT3 Cup	62	35	1:30.889	0.179	0.023	171.3
4	76	Louis Perrot		Pro	4	IMSA LS Group Performance		Porsche 911 GT3 Cup	77	71	1:31.013	0.303	0.124	171.1
5	97	Artem Slutskii		Pro	5	Target Compétition		Porsche 911 GT3 Cup	32	30	1:31.118	0.408	0.105	170.9
6	96	Zakhar Slutskii		Pro	6	Target Compétition		Porsche 911 GT3 Cup	40	31	1:31.343	0.633	0.225	170.4
7	5	Mathys Jaubert		Pro	7	TFT Racing		Porsche 911 GT3 Cup	59	46	1:31.636	0.926	0.293	169.9
8	29	Louis Rousset		Pro	8	Forestier Racing CLRT		Porsche 911 GT3 Cup	64	45	1:31.706	0.996	0.070	169.8
9	77	Jérémy Sarhy		Pro	9	Racing Technology		Porsche 911 GT3 Cup	74	61	1:31.733	1.023	0.027	169.7
10	27	Marlon Hernandez		Pro	10	ABM		Porsche 911 GT3 Cup	66	52	1:31.983	1.273	0.250	169.3
11	74	Victor Blugeon		Pro	11	ABM		Porsche 911 GT3 Cup	59	44	1:32.389	1.679	0.406	168.5
12	53	Arthur Mathieu		Pro	12	Martinet by Alméras		Porsche 911 GT3 Cup	70	48	1:32.420	1.710	0.031	168.5
13	21	Fernando Monje		Pro	13	Martinet by Alméras		Porsche 911 GT3 Cup	69	44	1:32.815	2.105	0.395	167.7

Pro-Am														
Clas	Nº	Driver	Nat	Cat	Clas	Team	Nat	Vehicle	Laps	Best	Time	Gap	Interval	Km/h
1	89	Bashar Mardini		Pro-Am	1	Tsunami RT		Porsche 911 GT3 Cup	70	64	1:31.936			169.3
2	7	Jérôme Boullery		Pro-Am	2	Racing Technology		Porsche 911 GT3 Cup	69	58	1:32.030	0.094	0.094	169.2
3	59	Maxence Maurice		Pro-Am	3	IMSA LS Group Performance		Porsche 911 GT3 Cup	81	41	1:32.062	0.126	0.032	169.1
4	38	Sébastien Dussollet		Pro-Am	4	ABM		Porsche 911 GT3 Cup	80	75	1:32.198	0.262	0.136	168.9
5	56	Frédéric Ancel		Pro-Am	5	Porsche Lorient Racing		Porsche 911 GT3 Cup	76	68	1:32.309	0.373	0.111	168.7
6	2	Marc Guillot		Pro-Am	6	HERRERO Racing		Porsche 911 GT3 Cup	73	43	1:32.672	0.736	0.363	168.0
7	911	Christophe Lapiere		Pro-Am	7	Martinet by Alméras		Porsche 911 GT3 Cup	68	65	1:32.915	0.979	0.243	167.6

Am														
Clas	Nº	Driver	Nat	Cat	Clas	Team	Nat	Vehicle	Laps	Best	Time	Gap	Interval	Km/h
1	12	Ludovic Loeul		Am	1	Porsche Lorient Racing		Porsche 911 GT3 Cup	76	49	1:32.325			168.6
2	73	Sébastien Poisson		Am	2	ABM		Porsche 911 GT3 Cup	75	72	1:33.174	0.849	0.849	167.1
3	66	Gilles Colombani		Am	3	Team Clairet Sport		Porsche 911 GT3 Cup	69	60	1:33.305	0.980	0.131	166.9
4	24	Alexandre Leroy		Am	4	TFT Racing		Porsche 911 GT3 Cup	58	41	1:33.772	1.447	0.467	166.0
5	49	Karim Ajlani		Am	5	ABM		Porsche 911 GT3 Cup	70	59	1:34.024	1.699	0.252	165.6
6	78	Dominique Bastien		Am	6	Speedlover		Porsche 911 GT3 Cup	60	43	1:34.739	2.414	0.715	164.3

Published at:.....

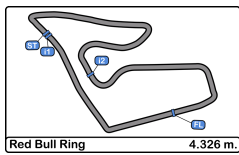
Track Temp: 28.7 °C Air Temp: 19.6 °C Humidity: 68 % Track Status: DRY

Race Director:

Timekeeper:

Luis Garcia
 JOB-1605-ESP/M





Red Bull Ring
Porsche Carrera Cup France
Private test
Provisional Results by Class



Rookie														
Clas	Nº	Driver	Nat	Cat	Clas	Team	Nat	Vehicle	Laps	Best	Time	Gap	Interval	Km/h
1	99	Benjamin Paque		R	1	Forestier Racing CLRT		Porsche 911 GT3 Cup	52	50	1:30.710			171.6
2	5	Mathys Jaubert		R	2	TFT Racing		Porsche 911 GT3 Cup	59	46	1:31.636	0.926	0.926	169.9
3	29	Louis Rousset		R	3	Forestier Racing CLRT		Porsche 911 GT3 Cup	64	45	1:31.706	0.996	0.070	169.8
4	27	Marlon Hernandez		R	4	ABM		Porsche 911 GT3 Cup	66	52	1:31.983	1.273	0.277	169.3
Clas	Nº	Driver	Nat	Cat	Clas	Team	Nat	Vehicle	Laps	Best	Time	Gap	Interval	Km/h
1	22	Alessandro Ghiretti				Martinet by Alméras		Porsche 911 GT3 Cup	66	62	1:30.866			171.3
2	1	Marvin Klein				TFT Racing		Porsche 911 GT3 Cup	62	35	1:30.889	0.023	0.023	171.3
3	76	Louis Perrot				IMSA LS Group Performance		Porsche 911 GT3 Cup	77	71	1:31.013	0.147	0.124	171.1
4	97	Artem Slutskii				Target Compétition		Porsche 911 GT3 Cup	32	30	1:31.118	0.252	0.105	170.9
5	96	Zakhar Slutskii				Target Compétition		Porsche 911 GT3 Cup	40	31	1:31.343	0.477	0.225	170.4
6	77	Jérémy Sarhy				Racing Technology		Porsche 911 GT3 Cup	74	61	1:31.733	0.867	0.390	169.7
7	89	Bashar Mardini				Tsunami RT		Porsche 911 GT3 Cup	70	64	1:31.936	1.070	0.203	169.3
8	7	Jérôme Boullery				Racing Technology		Porsche 911 GT3 Cup	69	58	1:32.030	1.164	0.094	169.2
9	59	Maxence Maurice				IMSA LS Group Performance		Porsche 911 GT3 Cup	81	41	1:32.062	1.196	0.032	169.1
10	38	Sébastien Dussolliet				ABM		Porsche 911 GT3 Cup	80	75	1:32.198	1.332	0.136	168.9
11	56	Frédéric Ancel				Porsche Lorient Racing		Porsche 911 GT3 Cup	76	68	1:32.309	1.443	0.111	168.7
12	12	Ludovic Loeul				Porsche Lorient Racing		Porsche 911 GT3 Cup	76	49	1:32.325	1.459	0.016	168.6
13	74	Victor Blugeon				ABM		Porsche 911 GT3 Cup	59	44	1:32.389	1.523	0.064	168.5
14	53	Arthur Mathieu				Martinet by Alméras		Porsche 911 GT3 Cup	70	48	1:32.420	1.554	0.031	168.5
15	2	Marc Guillot				HERRERO Racing		Porsche 911 GT3 Cup	73	43	1:32.672	1.806	0.252	168.0
16	21	Fernando Monje				Martinet by Alméras		Porsche 911 GT3 Cup	69	44	1:32.815	1.949	0.143	167.7
17	911	Christophe Lapierre				Martinet by Alméras		Porsche 911 GT3 Cup	68	65	1:32.915	2.049	0.100	167.6
18	73	Sébastien Poisson				ABM		Porsche 911 GT3 Cup	75	72	1:33.174	2.308	0.259	167.1
19	66	Gilles Colombani				Team Clairet Sport		Porsche 911 GT3 Cup	69	60	1:33.305	2.439	0.131	166.9
20	24	Alexandre Leroy				TFT Racing		Porsche 911 GT3 Cup	58	41	1:33.772	2.906	0.467	166.0
21	49	Karim Ajlani				ABM		Porsche 911 GT3 Cup	70	59	1:34.024	3.158	0.252	165.6
22	78	Dominique Bastien				Speedlover		Porsche 911 GT3 Cup	60	43	1:34.739	3.873	0.715	164.3

Published at:.....

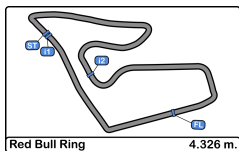
Track Temp: 28.7 °C Air Temp: 19.6 °C Humidity: 68 % Track Status: DRY

Race Director:

Timekeeper:

Luis Garcia
 JOB-1605-ESP/M





Red Bull Ring
Porsche Carrera Cup France
Private test



Provisional 2 Fastest Lap Results

Clas	Nº	Driver	Nat	Cat	Clas	Team	Nat	Vehicle	Laps	Best	Time	Gap	Interval	Km/h
1	22	Alessandro Ghiretti	FRA	Pro	1	Martinet by Alméras	FRA	Porsche 911 GT3 Cup	66	63	1:30.876			171.3
2	99	Benjamin Paque	BEL	Pro	2	Forestier Racing CLRT	FRA	Porsche 911 GT3 Cup	52	51	1:30.915	0.039	0.039	171.6
3	1	Marvin Klein	FRA	Pro	3	TFT Racing	FRA	Porsche 911 GT3 Cup	62	36	1:30.991	0.115	0.076	171.3
4	76	Louis Perrot	FRA	Pro	4	IMSA LS Group Performance	FRA	Porsche 911 GT3 Cup	77	69	1:31.207	0.331	0.216	171.1
5	97	Artem Slutskii	SER	Pro	5	Target Compétition	ITA	Porsche 911 GT3 Cup	32	25	1:31.590	0.714	0.383	170.9
6	5	Mathys Jaubert	FRA	Pro	6	TFT Racing	FRA	Porsche 911 GT3 Cup	59	34	1:31.694	0.818	0.104	169.9
7	77	Jérémy Sarhy	FRA	Pro	7	Racing Technology	FRA	Porsche 911 GT3 Cup	74	63	1:31.767	0.891	0.073	169.7
8	29	Louis Rousset	FRA	Pro	8	Forestier Racing CLRT	FRA	Porsche 911 GT3 Cup	64	44	1:31.788	0.912	0.021	169.8
9	89	Bashar Mardini	CAN	Pro-Am	1	Tsunami RT	ITA	Porsche 911 GT3 Cup	70	68	1:31.997	1.121	0.209	169.3
10	27	Marlon Hernandez	FRA	Pro	9	ABM	FRA	Porsche 911 GT3 Cup	66	51	1:32.021	1.145	0.024	169.3
11	96	Zakhar Slutskii	SER	Pro	10	Target Compétition	ITA	Porsche 911 GT3 Cup	40	9	1:32.023	1.147	0.002	170.4
12	7	Jérôme Boullery	FRA	Pro-Am	2	Racing Technology	FRA	Porsche 911 GT3 Cup	69	63	1:32.050	1.174	0.027	169.2
13	38	Sébastien Dussolliet	FRA	Pro-Am	3	ABM	FRA	Porsche 911 GT3 Cup	80	74	1:32.201	1.325	0.151	168.9
14	59	Maxence Maurice	FRA	Pro-Am	4	IMSA LS Group Performance	FRA	Porsche 911 GT3 Cup	81	60	1:32.380	1.504	0.179	169.1
15	74	Victor Blugeon	FRA	Pro	11	ABM	FRA	Porsche 911 GT3 Cup	59	43	1:32.432	1.556	0.052	168.5
16	53	Arthur Mathieu	FRA	Pro	12	Martinet by Alméras	FRA	Porsche 911 GT3 Cup	70	27	1:32.454	1.578	0.022	168.5
17	12	Ludovic Loeul	FRA	Am	1	Porsche Lorient Racing	FRA	Porsche 911 GT3 Cup	76	47	1:32.492	1.616	0.038	168.6
18	56	Frédéric Ancel	FRA	Pro-Am	5	Porsche Lorient Racing	FRA	Porsche 911 GT3 Cup	76	67	1:32.501	1.625	0.009	168.7
19	2	Marc Guillot	FRA	Pro-Am	6	HERRERO Racing	FRA	Porsche 911 GT3 Cup	73	53	1:32.764	1.888	0.263	168.0
20	21	Fernando Monje	ESP	Pro	13	Martinet by Alméras	FRA	Porsche 911 GT3 Cup	69	26	1:32.841	1.965	0.077	167.7
21	911	Christophe Lapierre	FRA	Pro-Am	7	Martinet by Alméras	FRA	Porsche 911 GT3 Cup	68	67	1:33.029	2.153	0.188	167.6
22	73	Sébastien Poisson	FRA	Am	2	ABM	FRA	Porsche 911 GT3 Cup	75	64	1:33.269	2.393	0.240	167.1
23	66	Gilles Colombani	FRA	Am	3	Team Clairet Sport	FRA	Porsche 911 GT3 Cup	69	61	1:33.558	2.682	0.289	166.9
24	24	Alexandre Leroy	BEL	Am	4	TFT Racing	FRA	Porsche 911 GT3 Cup	58	52	1:33.815	2.939	0.257	166.0
25	49	Karim Ajlani	CHE	Am	5	ABM	FRA	Porsche 911 GT3 Cup	70	30	1:34.026	3.150	0.211	165.6
26	78	Dominique Bastien	USA	Am	6	Speedlover	BEL	Porsche 911 GT3 Cup	60	42	1:35.002	4.126	0.976	164.3

Published at:.....

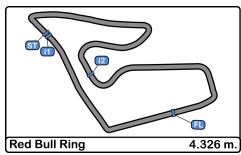
Track Temp: 28.7 °C Air Temp: 19.6 °C Humidity: 68 % Track Status: DRY

Race Director:

Timekeeper:

Luis Garcia
 JOB-1605-ESP/M



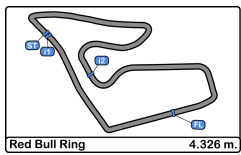


Red Bull Ring
Porsche Carrera Cup France
 Private test
Lap Analysis



1							1								
Pro							Pro								
Lap	D	Time	Sector 1	Sector 2	Sector 3	T. Spd	Elapsed	Lap	D	Time	Sector 1	Sector 2	Sector 3	T. Spd	Elapsed
1		8:36:02.214	8:34:30.800	53.558	37.856	128.2	8:36:02.214	56		1:31.688	22.519	40.647	28.522	239.4	11:42:14.490
2		1:48.300	25.391	48.850	34.059	207.6	8:37:50.514	57		1:31.837	22.543	40.708	28.586	240.5	11:43:46.327
3		1:42.146 P	23.863	42.869	35.414	205.3	8:39:32.660	58		1:32.089	22.599	40.761	28.729	238.9	11:45:18.416
4		4:04.443	2:53.376	42.061	29.006	228.8	8:43:37.103	59		1:32.033	22.724	40.830	28.479	237.3	11:46:50.449
5		1:33.198	22.845	41.713	28.640	237.3	8:45:10.301	60		1:32.310	22.570	40.970	28.770	238.9	11:48:22.759
6		1:32.389	22.619	41.124	28.646	238.4	8:46:42.690	61		1:32.285	22.872	40.856	28.557	238.4	11:49:55.044
7		1:32.629	23.062	40.981	28.586	237.3	8:48:15.319	62		2:08.162 P	24.129	58.792	45.241	150.8	11:52:03.206
2							2								
Pro-Am							Pro-Am								
Lap	D	Time	Sector 1	Sector 2	Sector 3	T. Spd	Elapsed	Lap	D	Time	Sector 1	Sector 2	Sector 3	T. Spd	Elapsed
1		8:29:59.498	8:28:31.064	54.842	33.592	127.9	8:29:59.498	1		1:43.278	24.701	46.952	31.625	187.5	8:31:42.776
2		1:38.111	23.816	43.678	30.617	211.7	8:33:20.887	2		1:36.769	23.408	42.681	30.680	226.4	8:34:57.656
3		1:35.667	23.402	42.290	29.975	234.7	8:36:33.323	3		1:34.809	23.154	41.986	29.669	236.8	8:38:08.132
4		1:45.355 P	23.203	41.866	40.286	236.8	8:39:53.487	4		1:45.514	3:03.267	42.463	29.784	221.7	8:44:09.001
5		1:34.439	23.170	41.612	29.657	236.8	8:45:43.440	5		1:35.395	23.165	42.030	30.200	218.1	8:47:18.835
6		1:33.823	23.067	41.441	29.315	237.3	8:48:52.658	6		1:34.355	22.957	41.791	29.607	238.9	8:50:27.013
7		1:33.925	22.910	41.502	29.513	237.3	8:52:00.938	7		1:33.887	23.078	41.543	29.266	237.8	8:53:34.825
8		1:33.840	22.997	41.530	29.313	238.9	8:55:08.665	8		1:33.840	22.997	41.530	29.313	238.9	8:55:08.665
9		1:33.704	22.899	41.596	29.209	237.3	8:56:42.369	9		1:33.704	22.899	41.596	29.209	237.3	8:56:42.369
10		1:46.015 P	23.046	42.656	40.313	238.4	8:58:28.384	10		1:46.015 P	23.046	42.656	40.313	238.4	8:58:28.384
11		9:46.758	8:19.275	52.076	35.407	152.9	9:08:15.142	11		1:40.849	24.251	46.179	30.419	203.7	9:09:55.991
12		1:35.926	23.371	42.616	29.939	230.7	9:11:31.917	12		1:35.926	23.371	42.616	29.939	230.7	9:11:31.917
13		1:35.241	23.152	42.122	29.967	233.2	9:13:07.158	13		1:35.241	23.152	42.122	29.967	233.2	9:13:07.158
14		1:34.391	23.099	41.776	29.516	237.3	9:14:41.549	14		1:34.391	23.099	41.776	29.516	237.3	9:14:41.549
15		1:34.489	23.048	41.677	29.764	238.9	9:16:16.038	15		1:34.489	23.048	41.677	29.764	238.9	9:16:16.038
16		1:34.207	23.114	41.620	29.473	237.3	9:17:50.245	16		1:34.207	23.114	41.620	29.473	237.3	9:17:50.245
17		1:34.276	23.007	41.683	29.586	239.4	9:19:24.521	17		1:34.276	23.007	41.683	29.586	239.4	9:19:24.521
18		1:46.726 P	23.268	44.502	38.956	206.8	9:21:11.247	18		1:46.726 P	23.268	44.502	38.956	206.8	9:21:11.247
19		36:11.501 P			36:50.457		9:57:22.748	19		36:11.501 P			36:50.457		9:57:22.748
20		2:08.283	48.755	47.926	31.602	182.4	9:59:31.031	20		2:08.283	48.755	47.926	31.602	182.4	9:59:31.031
21		1:36.618	23.498	42.833	30.287	232.7	10:01:07.649	21		1:36.618	23.498	42.833	30.287	232.7	10:01:07.649
22		1:34.911	23.234	42.032	29.645	236.8	10:02:42.560	22		1:34.911	23.234	42.032	29.645	236.8	10:02:42.560
23		1:34.163	23.012	41.767	29.384	237.8	10:04:16.723	23		1:34.163	23.012	41.767	29.384	237.8	10:04:16.723
24		1:35.576	23.720	42.214	29.642	194.9	10:05:52.299	24		1:35.576	23.720	42.214	29.642	194.9	10:05:52.299
25		1:34.289	23.217	41.747	29.325	237.8	10:07:26.588	25		1:34.289	23.217	41.747	29.325	237.8	10:07:26.588
26		1:34.610	23.154	42.011	29.445	237.3	10:09:01.198	26		1:34.610	23.154	42.011	29.445	237.3	10:09:01.198
27		1:43.021 P	23.546	41.929	37.546	237.3	10:10:44.219	27		1:43.021 P	23.546	41.929	37.546	237.3	10:10:44.219
28		10:21.027	9:01.511	48.124	31.392	158.1	10:21:05.246	28		10:21.027	9:01.511	48.124	31.392	158.1	10:21:05.246
29		1:43.955	25.999	46.855	31.101	160.2	10:22:49.201	29		1:43.955	25.999	46.855	31.101	160.2	10:22:49.201
30		1:33.514	23.065	41.448	29.001	237.3	10:24:22.715	30		1:33.514	23.065	41.448	29.001	237.3	10:24:22.715
31		1:48.727 P	22.908	41.074	44.745	237.3	10:26:11.442	31		1:48.727 P	22.908	41.074	44.745	237.3	10:26:11.442
32		3:42.720	2:30.240	42.221	30.259	226.8	10:29:54.162	32		3:42.720	2:30.240	42.221	30.259	226.8	10:29:54.162
33		1:33.285	23.051	41.322	28.912	236.8	10:31:27.447	33		1:33.285	23.051	41.322	28.912	236.8	10:31:27.447
34		1:32.858	22.810	41.119	28.929	238.4	10:33:00.305	34		1:32.858	22.810	41.119	28.929	238.4	10:33:00.305
35		1:32.672	22.775	40.960	28.937	238.4	10:34:32.977	35		1:32.672	22.775	40.960	28.937	238.4	10:34:32.977
36		1:32.853	22.975	41.021	28.857	237.3	10:36:05.830	36		1:32.853	22.975	41.021	28.857	237.3	10:36:05.830





Red Bull Ring
Porsche Carrera Cup France
 Private test
Lap Analysis



2 Marc Guillot Porsche 911 GT3 Cup **5** Mathys Jaubert Porsche 911 GT3 Cup

Pro-Am							HERRERO Racing						Pro						TFT Racing												
Lap	D	Time	Sector 1	Sector 2	Sector 3	T. Spd	Elapsed	Lap	D	Time	Sector 1	Sector 2	Sector 3	T. Spd	Elapsed	Lap	D	Time	Sector 1	Sector 2	Sector 3	T. Spd	Elapsed	Lap	D	Time	Sector 1	Sector 2	Sector 3	T. Spd	Elapsed
45		1:32.850	22.822	40.939	29.089	238.4	10:37:38.680	23		1:32.141	22.735	40.696	28.710	237.8	10:03:29.776																
46		1:50.049 P	25.523	47.962	36.564	194.5	10:39:28.729	24		1:40.629 P	22.853	41.040	36.736	236.8	10:05:10.405																
47		5:16.256	4:05.067	41.971	29.218	227.3	10:44:44.985	25		12:15.944 P	9:56.439	1:16.057	1:03.448	82.2	10:17:26.349																
48		1:33.077	22.895	40.974	29.208	238.4	10:46:18.062	26		3:25.027	2:11.600	43.163	30.264	181.2	10:20:51.376																
49		1:33.150	22.912	41.081	29.157	237.8	10:47:51.212	27		1:34.600	23.012	41.855	29.733	227.8	10:22:25.976																
50		1:33.027	22.710	41.108	29.209	240.5	10:49:24.239	28		1:32.668	22.824	41.050	28.794	237.8	10:23:58.644																
51		1:32.970	22.758	41.132	29.080	239.4	10:50:57.209	29		1:38.666 P	22.708	40.882	35.076	237.8	10:25:37.310																
52		1:33.403	22.935	41.184	29.284	237.8	10:52:30.612	30		8:24.373	6:53.401	52.494	38.478	147.9	10:34:01.683																
53		1:32.764	22.798	40.959	29.007	238.9	10:54:03.376	31		1:37.210	24.686	42.716	29.808	215.5	10:35:38.893																
54		6:21.715 P	5:02.088	42.340	37.287	239.4	11:00:25.091	32		1:34.826	22.955	42.294	29.577	226.8	10:37:13.719																
55		22:14.015 P			22:51.302		11:22:39.106	33		1:31.752	22.617	40.888	28.247	238.4	10:38:45.471																
56		2:09.339 P	42.571	49.158	37.610	201.8	11:24:48.445	34		1:31.694	22.537	40.714	28.443	238.9	10:40:17.165																
57		3:22.555	2:10.120	42.617	29.818	221.3	11:28:11.000	35		1:43.671 P	22.595	44.653	36.423	237.8	10:42:00.836																
58		1:33.450	22.830	41.227	29.393	236.8	11:29:44.450	36		11:21.301	9:57.852	50.542	32.907	151.8	10:53:22.137																
59		1:42.601 P	22.982	42.766	36.853	237.8	11:31:27.051	37		11:23.924 P	9:55.871	48.580	39.473	182.4	11:04:46.061																
60		3:48.323	2:32.512	41.563	34.248	230.2	11:35:15.374	38		14:31.552	13:06.676	51.877	32.999	156.9	11:19:17.613																
61		1:33.540	22.819	41.149	29.572	237.3	11:36:48.914	39		1:36.177	24.955	42.247	28.975	211.3	11:20:53.790																
62		1:32.946	22.779	40.953	29.214	238.9	11:38:21.860	40		1:32.445	22.780	40.998	28.667	236.8	11:22:26.235																
63		1:33.030	22.753	41.048	29.229	237.8	11:39:54.890	41		1:34.206	22.856	40.937	30.413	236.3	11:24:00.441																
64		1:32.948	22.693	41.222	29.033	238.9	11:41:27.838	42		1:32.373	22.810	40.956	28.607	236.3	11:25:32.814																
65		1:33.285	22.799	41.270	29.216	239.4	11:43:01.123	43		1:31.818	22.663	40.651	28.504	236.3	11:27:04.632																
66		1:44.341 P	22.658	42.474	39.209	240.0	11:44:45.464	44		1:31.932	22.706	40.751	28.475	236.3	11:28:36.564																
67		3:40.080	2:27.975	42.686	29.419	227.8	11:48:25.544	45		1:31.811	22.573	40.775	28.463	237.3	11:30:08.375																
68		1:33.114	22.745	41.351	29.018	239.4	11:49:58.658	46		1:31.636	22.693	40.578	28.365	237.8	11:31:40.011																
69		1:33.528	22.708	41.632	29.188	240.0	11:51:32.186	47		1:31.892	22.726	40.672	28.494	237.8	11:33:11.903																
70		1:34.647	22.780	42.259	29.608	237.8	11:53:06.833	48		1:32.215	22.562	40.795	28.858	237.3	11:34:44.118																
71		1:33.521	22.735	41.144	29.642	239.4	11:54:40.354	49		1:31.962	22.676	40.816	28.470	236.8	11:36:16.080																
72		1:33.199	22.816	41.075	29.308	238.9	11:56:13.553	50		1:32.200	22.810	40.812	28.578	235.8	11:37:48.280																
73		1:56.453 P	26.867	48.428	41.158	164.8	11:58:10.006	51		1:32.103	22.699	40.755	28.649	236.8	11:39:20.383																

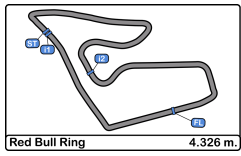
5 Mathys Jaubert Porsche 911 GT3 Cup

Pro							TFT Racing								
Lap	D	Time	Sector 1	Sector 2	Sector 3	T. Spd	Elapsed	Lap	D	Time	Sector 1	Sector 2	Sector 3	T. Spd	Elapsed
1		8:36:02.732	8:34:31.776	53.861	37.095	133.8	8:36:02.732	52		1:32.428	22.696	41.048	28.684	237.3	11:40:52.811
2		1:48.589	27.142	47.023	34.424	143.6	8:37:51.321	53		1:32.164	22.659	40.847	28.658	237.8	11:42:24.975
3		1:43.206 P	23.798	43.305	36.103	201.1	8:39:34.527	54		1:32.306	22.632	41.033	28.641	238.9	11:43:57.281
4		4:09.845	2:56.194	42.767	30.884	218.1	8:43:44.372	55		1:32.189	22.624	40.957	28.608	237.8	11:45:29.470
5		1:35.383	23.480	42.300	29.603	236.3	8:45:19.755	56		1:32.185	22.635	40.955	28.595	238.9	11:47:01.655
6		1:34.124	23.173	41.629	29.322	237.3	8:46:53.879	57		1:32.076	22.614	40.809	28.653	237.8	11:48:33.731
7		1:33.898	22.974	41.379	29.545	237.8	8:48:27.777	58		1:32.319	22.637	41.127	28.555	240.5	11:50:06.050
8		1:33.609	23.051	41.397	29.161	237.3	8:50:01.386	59		1:43.737 P	22.677	41.247	39.813	238.4	11:51:49.787

7 Jérôme Boullery Porsche 911 GT3 Cup

Pro-Am							Racing Technology								
Lap	D	Time	Sector 1	Sector 2	Sector 3	T. Spd	Elapsed	Lap	D	Time	Sector 1	Sector 2	Sector 3	T. Spd	Elapsed
1		8:35:11.064 P	8:33:29.831	55.511	45.722	139.3	8:35:11.064	1		8:35:11.064 P	8:33:29.831	55.511	45.722	139.3	8:35:11.064
2		3:54.781	2:28.137	54.159	32.485	104.1	8:39:05.845	2		3:54.781	2:28.137	54.159	32.485	104.1	8:39:05.845
3		1:39.719	24.387	44.806	30.526	202.6	8:40:45.564	3		1:39.719	24.387	44.806	30.526	202.6	8:40:45.564
4		1:38.638	23.676	44.854	30.108	221.7	8:42:24.202	4		1:38.638	23.676	44.854	30.108	221.7	8:42:24.202
5		1:36.118	23.423	42.658	30.037	227.3	8:44:00.320	5		1:36.118	23.423	42.658	30.037	227.3	8:44:00.320
6		1:35.413	23.223	42.405	29.785	234.2	8:45:35.733	6		1:35.413	23.223	42.405	29.785	234.2	8:45:35.733
7		1:34.810	23.135	42.026	29.649	237.8	8:47:10.543	7		1:34.810	23.135	42.026	29.649	237.8	8:47:10.543
8		1:35.092	23.174	42.050	29.868	237.8	8:48:45.635	8		1:35.092	23.174	42.050	29.868	237.8	8:48:45.635
9		1:46.418 P	23.321	42.034	41.063	236.8	8:50:32.053	9		1:46.418 P	23.321	42.034	41.063	236.8	8:50:32.053
10		4:44.928	3:32.816	42.640	29.472	217.7	8:55:16.981	10		4:44.928	3:32.816	42.640	29.472	217.7	8:55:16.981
11		1:34.412	22.998	42.027	29.387	236.3	8:56:51.393	11		1:34.412	22.998	42.027	29.387	236.3	8:56:51.393
12		1:34.817	23.166	42.165	29.486	237.8	8:58:26.210	12		1:34.817	23.166	42.165	29.486	237.8	8:58:26.210
13		1:36.931	23.034	41.858	32.039	238.4	9:00:03.141	13		1:36.931	23.034	41.858	32.039	238.4	9:00:03.141
14		1:35.998	24.698	41.875	29.425	238.9	9:01:39.139	14		1:35.998	24.698	41.875	29.425	238.9	9:01:39.139





Red Bull Ring
Porsche Carrera Cup France
 Private test
Lap Analysis



7

Jérôme Boullery

Porsche 911 GT3 Cup **12**

Ludovic Loewl

Porsche 911 GT3 Cup

Pro-Am

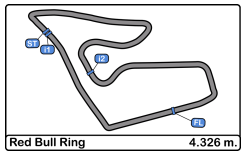
Racing Technology

Am

Porsche Lorient Racing

Lap	D	Time	Sector 1	Sector 2	Sector 3	T. Spd	Elapsed	Lap	D	Time	Sector 1	Sector 2	Sector 3	T. Spd	Elapsed
15		1:34.319	22.921	42.001	29.397	240.0	9:03:13.458	1		8:43:15.655	8:41:47.689	53.650	34.316	147.5	8:43:15.655
16		1:33.979	22.855	41.620	29.504	240.5	9:04:47.437	2		1:42.732	25.866	45.639	31.227	196.0	8:44:58.387
17		1:34.821	23.014	42.418	29.389	237.8	9:06:22.258	3		1:37.243	23.821	43.199	30.223	220.4	8:46:35.630
18		1:41.176 P	23.210	41.807	36.159	239.4	9:08:03.434	4		1:37.347	23.877	43.129	30.341	198.1	8:48:12.977
19		7:49.693	6:37.741	42.559	29.393	218.1	9:15:53.127	5		1:36.803	23.345	43.004	30.454	231.2	8:49:49.780
20		1:34.853	23.095	42.188	29.570	233.2	9:17:27.980	6		1:35.895	23.441	42.168	30.286	227.3	8:51:25.675
21		1:34.306	23.057	41.772	29.477	239.4	9:19:02.286	7		1:35.066	23.144	42.078	29.844	233.2	8:53:00.741
22		1:46.457 P	22.810	42.536	41.111	240.5	9:20:48.743	8		1:34.794	23.102	41.939	29.753	235.8	8:54:35.535
23		21:26.707	20:03.745	51.197	31.765	165.8	9:42:15.450	9		1:35.221	23.021	42.340	29.860	237.3	8:56:10.756
24		1:40.399	24.936	45.424	30.039	190.8	9:43:55.849	10		1:34.539	23.193	41.738	29.608	236.8	8:57:45.295
25		1:34.694	23.214	42.173	29.307	235.8	9:45:30.543	11		1:59.875 P	23.093	52.507	44.275	236.8	8:59:45.170
26		1:33.610	22.760	41.943	28.907	236.8	9:47:04.153	12		5:12.478	4:00.071	42.647	29.760	223.6	9:04:57.648
27		1:33.273	22.740	41.642	28.891	239.4	9:48:37.426	13		1:34.945	23.080	42.001	29.864	234.7	9:06:32.593
28		1:32.838	22.696	41.283	28.859	239.4	9:50:10.264	14		1:34.132	22.884	41.866	29.382	238.4	9:08:06.725
29		1:42.610 P	23.334	41.419	37.857	237.3	9:51:52.874	15		1:34.223	22.956	41.913	29.354	236.8	9:09:40.948
30		6:37.835	5:26.864	41.770	29.201	231.7	9:58:30.709	16		1:33.772	22.855	41.694	29.223	237.3	9:11:14.720
31		1:33.053	22.703	41.484	28.866	238.4	10:00:03.762	17		1:33.365	22.789	41.476	29.100	238.4	9:12:48.085
32		1:32.786	22.816	41.253	28.717	238.9	10:01:36.548	18		1:34.194	22.836	41.380	29.978	238.9	9:14:22.279
33		1:33.325	22.719	41.342	29.264	238.4	10:03:09.873	19		1:33.398	22.852	41.376	29.170	238.9	9:15:55.677
34		1:33.172	22.972	41.366	28.834	236.8	10:04:43.045	20		1:33.333	22.770	41.326	29.237	238.9	9:17:29.010
35		1:33.123	22.785	41.469	28.869	238.4	10:06:16.168	21		1:34.097	22.822	41.835	29.440	239.4	9:19:03.107
36		1:41.777 P	22.726	41.421	37.630	239.4	10:07:57.945	22		1:34.552	22.661	42.122	29.769	240.0	9:20:37.659
37		7:31.990 P	6:03.118	43.995	44.877	227.8	10:15:29.935	23		1:34.536	22.830	42.313	29.393	240.0	9:22:12.195
38		5:25.311	4:13.945	42.296	29.070	216.8	10:20:55.246	24		1:33.416	22.707	41.585	29.124	240.0	9:23:45.611
39		1:58.780	22.770	41.467	54.543	236.3	10:22:54.026	25		2:29.967 P	56.706	47.810	45.451		9:26:15.578
40		1:44.309 P	24.097	41.855	38.357	226.8	10:24:38.335	26		10:44.162 P			11:29.613		9:36:59.740
41		9:10.449	7:53.383	46.702	30.364	156.9	10:33:48.784	27		5:54.157	4:32.908	48.989	32.260	164.1	9:42:53.897
42		1:34.052	23.148	41.621	29.283	236.8	10:35:22.836	28		1:37.280	23.801	43.481	29.998	221.3	9:44:31.177
43		1:33.543	22.732	41.689	29.122	237.8	10:36:56.379	29		1:34.727	23.048	41.968	29.711	236.3	9:46:05.904
44		1:33.476	22.728	41.424	29.324	238.9	10:38:29.855	30		1:34.160	22.966	41.931	29.263	236.8	9:47:40.064
45		1:33.150	22.829	41.269	29.052	238.4	10:40:03.005	31		1:34.600	23.043	42.132	29.425	236.3	9:49:14.664
46		1:32.775	22.622	41.130	29.023	239.4	10:41:35.780	32		1:33.991	22.858	41.827	29.306	237.8	9:50:48.655
47		1:42.122 P	22.631	41.492	37.999	240.5	10:43:17.902	33		1:33.959	22.974	41.652	29.333	237.3	9:52:22.614
48		5:53.016	4:42.248	41.480	29.288	229.7	10:49:10.918	34		1:33.728	22.896	41.614	29.218	237.8	9:53:56.342
49		1:34.922	22.640	43.185	29.097	240.0	10:50:45.840	35		1:33.965	23.082	41.575	29.308	237.8	9:55:30.307
50		1:32.709	22.754	41.207	28.748	240.0	10:52:18.549	36		1:33.459	22.837	41.409	29.213	238.4	9:57:03.766
51		1:33.366	22.725	41.555	29.086	229.7	10:53:51.915	37		1:33.558	22.952	41.541	29.065	237.8	9:58:37.324
52		3:16.635 P	1:55.954	41.494	39.187	239.4	10:57:08.550	38		1:33.107	22.762	41.323	29.022	237.8	10:00:10.431
53		26:57.989	25:31.054	54.289	32.646	144.5	11:24:06.539	39		1:33.569	22.754	41.872	28.943	238.9	10:01:44.000
54		1:41.942	26.396	43.884	31.662	206.8	11:25:48.481	40		1:33.388	22.742	41.504	29.142	237.8	10:03:17.388
55		1:33.403	23.126	41.565	28.712	230.7	11:27:21.884	41		1:33.291	22.753	41.321	29.217	238.9	10:04:50.679
56		1:32.354	22.655	41.121	28.578	237.3	11:28:54.238	42		1:32.957	22.866	41.109	28.982	238.4	10:06:23.636
57		1:32.328	22.483	41.172	28.673	239.4	11:30:26.566	43		1:47.107 P	23.476	43.814	39.817	213.8	10:08:10.743
58		1:32.030	22.552	41.129	28.349	239.4	11:31:58.596	44		6:45.764 P	5:23.535	43.276	38.953	219.5	10:14:56.507
59		1:32.166	22.561	41.026	28.579	239.4	11:33:30.762	45		6:11.049	5:00.030	41.922	29.097	227.8	10:21:07.556
60		1:41.571 P	22.603	40.803	38.165	239.4	11:35:12.333	46		1:33.036	22.658	41.286	29.092	239.4	10:22:40.592
61		4:35.665	3:25.670	41.581	28.414	221.7	11:39:47.998	47		1:32.492	22.644	40.972	28.876	239.4	10:24:13.084
62		1:32.696	22.678	40.794	29.224	237.3	11:41:20.694	48		1:32.579	22.522	40.929	29.128	240.0	10:25:45.663
63		1:32.050	22.727	40.776	28.547	238.4	11:42:52.744	49		1:32.325	22.544	40.908	28.873	240.0	10:27:17.988
64		1:33.576	22.782	42.127	28.667	238.9	11:44:26.320	50		1:42.532 P	22.626	43.432	36.474	239.4	10:29:00.520
65		1:32.427	22.687	41.080	28.660	239.4	11:45:58.747	51		9:08.365 P			9:44.839		10:38:08.885
66		1:32.184	22.553	41.229	28.402	239.4	11:47:30.931	52		6:14.505	5:00.747	42.044	31.714	224.5	10:44:23.390
67		1:32.472	22.836	41.201	28.435	238.9	11:49:03.403	53		1:35.231	22.751	41.160	31.320	237.8	10:45:58.621
68		1:32.396	22.639	41.054	28.703	238.9	11:50:35.799	54		1:33.087	23.319	41.046	28.722	236.3	10:47:31.708
69		1:45.196 P	23.004	41.111	41.081	237.3	11:52:20.995	55		1:44.674	22.661	45.416	36.597	238.4	10:49:16.382





Red Bull Ring
Porsche Carrera Cup France
 Private test
Lap Analysis



12

Ludovic Loeul

Porsche 911 GT3 Cup

21

Fernando Monje

Porsche 911 GT3 Cup

Am

Porsche Lorient Racing

Pro

Martinet by Alm eras

Lap	D	Time	Sector 1	Sector 2	Sector 3	T. Spd	Elapsed	Lap	D	Time	Sector 1	Sector 2	Sector 3	T. Spd	Elapsed
56		1:38.614 P	22.593	41.036	34.985	240.5	10:50:54.996	31		4:25.813	3:08.571	44.799	32.443	202.6	10:20:33.160
57		15:01.194	13:51.104	41.168	28.922	235.2	11:05:56.190	32		1:43.718	25.438	48.754	29.526	147.9	10:22:16.878
58		1:33.343	22.917	41.352	29.074	236.3	11:07:29.533	33		1:35.657	22.946	42.560	30.151	235.8	10:23:52.535
59		1:32.880	22.867	41.346	28.667	237.3	11:09:02.413	34		1:37.407	23.085	43.277	31.045	237.3	10:25:29.942
60		1:32.672	22.807	41.101	28.764	236.8	11:10:35.085	35		1:34.303	22.860	41.801	29.642	238.9	10:27:04.245
61		1:32.909	22.807	41.311	28.791	237.3	11:12:07.994	36		1:34.154	22.817	42.045	29.292	236.8	10:28:38.399
62		1:37.143	24.503	42.273	30.367	223.6	11:13:45.137	37		1:44.118 P	22.657	43.215	38.246	239.4	10:30:22.517
63		1:35.408	23.060	41.631	30.717	236.3	11:15:20.545	38		4:32.127	3:11.180	48.878	32.069	198.8	10:34:54.644
64		1:48.518 P	23.088	45.786	39.644	202.6	11:17:09.063	39		1:38.610	23.572	44.813	30.225	225.0	10:36:33.254
65		4:07.323	2:55.865	42.071	29.387	219.0	11:21:16.386	40		1:33.077	22.812	41.651	28.614	237.8	10:38:06.331
66		1:33.241	22.857	41.329	29.055	237.8	11:22:49.627	41		1:33.553	22.824	41.369	29.360	238.4	10:39:39.884
67		1:33.058	22.862	41.329	28.867	237.3	11:24:22.685	42		1:33.063	22.734	41.415	28.914	239.4	10:41:12.947
68		1:33.516	22.915	41.549	29.052	236.8	11:25:56.201	43		1:36.959	24.444	43.360	29.155	179.4	10:42:49.906
69		1:51.935	22.886	59.845	29.204	237.3	11:27:48.136	44		1:32.815	22.631	41.179	29.005	239.4	10:44:22.721
70		1:45.106 P	23.007	41.626	40.473	235.8	11:29:33.242	45		1:32.938	22.610	41.366	28.962	239.4	10:45:55.659
71		10:53.202 P			11:33.675		11:40:26.444	46		1:41.606 P	22.641	42.550	36.415	220.4	10:47:37.265
72		1:54.378	42.442	42.357	29.579	227.3	11:42:20.822	47		5:47.600	4:32.991	42.930	31.679	228.3	10:53:24.865
73		1:33.414	22.923	41.588	28.903	237.3	11:43:54.236	48		6:32.586 P	5:04.941	45.316	42.329	235.2	10:59:57.451
74		1:33.633	22.906	41.480	29.247	236.8	11:45:27.869	49		16:40.788 P			17:23.117		11:16:38.239
75		1:33.396	22.970	41.397	29.029	238.9	11:47:01.265	50		4:21.133	3:05.500	45.484	30.149	191.8	11:20:59.372
76		1:50.108 P	23.506	44.645	41.957	195.2	11:48:51.373	51		1:35.546	23.718	42.530	29.298	224.0	11:22:34.918

21

Fernando Monje

Porsche 911 GT3 Cup

Pro

Martinet by Alm eras

Lap	D	Time	Sector 1	Sector 2	Sector 3	T. Spd	Elapsed	Lap	D	Time	Sector 1	Sector 2	Sector 3	T. Spd	Elapsed
1		8:34:13.914	8:32:42.337	55.841	35.736	128.1	8:34:13.914	52		1:33.343	22.975	41.309	29.059	237.3	11:24:08.261
2		1:43.213	24.691	46.283	32.239	192.5	8:35:57.127	53		1:32.952	22.865	41.381	28.706	235.8	11:25:41.213
3		1:39.338	23.547	44.925	30.866	233.7	8:37:36.465	54		1:36.093	22.957	42.689	30.447	237.8	11:27:17.306
4		1:35.805	23.296	42.659	29.850	229.7	8:39:12.270	55		1:35.496	22.828	41.612	31.056	237.3	11:28:52.802
5		1:34.488	22.948	42.010	29.530	234.2	8:40:46.758	56		1:35.932	22.862	42.033	31.037	237.3	11:30:28.734
6		1:35.172	22.953	42.726	29.493	228.3	8:42:21.930	57		1:33.061	22.838	41.444	28.779	236.8	11:32:01.795
7		1:34.111	22.923	41.716	29.472	236.8	8:43:56.041	58		1:50.473 P	22.763	47.597	40.113	238.9	11:33:52.268
8		1:36.521	23.102	43.263	30.156	223.6	8:45:32.562	59		5:10.543	3:54.657	45.947	29.939	169.5	11:39:02.811
9		1:33.729	22.769	41.630	29.330	236.8	8:47:06.291	60		1:33.310	23.019	41.344	28.947	236.3	11:40:36.121
10		1:36.211	22.920	42.562	30.729	238.4	8:48:42.502	61		1:33.375	22.856	41.503	29.016	237.8	11:42:09.496
11		1:33.738	22.836	41.533	29.369	237.3	8:50:16.240	62		1:33.146	23.001	41.409	28.736	237.8	11:43:42.642
12		1:45.828 P	23.249	43.493	39.086	203.0	8:52:02.068	63		1:33.015	22.901	41.330	28.784	237.8	11:45:15.657
13		7:44.840	6:24.772	46.414	33.654	195.6	8:59:46.908	64		1:33.344	23.109	41.342	28.893	237.3	11:46:49.001
14		1:39.043	24.371	43.593	31.079	217.3	9:01:25.951	65		1:33.070	22.930	41.475	28.665	238.4	11:48:22.071
15		1:37.938	22.979	45.784	29.175	217.3	9:03:03.889	66		1:35.704	24.400	42.217	29.087	206.5	11:49:57.775
16		1:33.458	22.839	41.553	29.066	234.7	9:04:37.347	67		1:34.112	22.856	42.006	29.250	240.0	11:51:31.887
17		1:33.298	22.681	41.606	29.011	238.9	9:06:10.645	68		1:39.749	22.842	42.817	34.090	235.8	11:53:11.636

22

Alessandro Ghiretti

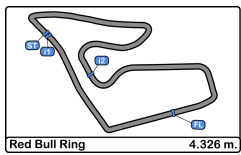
Porsche 911 GT3 Cup

Pro

Martinet by Alm eras

Lap	D	Time	Sector 1	Sector 2	Sector 3	T. Spd	Elapsed	Lap	D	Time	Sector 1	Sector 2	Sector 3	T. Spd	Elapsed
18		1:35.239	22.673	42.868	29.698	239.4	9:07:45.884	1		8:29:40.313	8:28:12.793	53.104	34.416	138.4	8:29:40.313
19		1:33.456	22.759	41.742	28.955	236.3	9:09:19.340	2		1:42.262	25.495	45.736	31.031	175.8	8:31:22.575
20		1:42.763 P	22.998	42.806	36.959	210.1	9:11:02.103	3		1:38.235	24.340	43.926	29.969	203.3	8:33:00.810
21		5:24.824	4:12.039	43.181	29.604	225.4	9:16:26.927	4		1:44.746	25.553	47.886	31.307	140.8	8:34:45.556
22		1:33.457	22.899	41.518	29.040	237.3	9:18:00.384	5		1:34.785	23.397	42.200	29.188	233.2	8:36:20.341
23		1:33.301	22.790	41.676	28.835	240.0	9:19:33.685	6		2:08.465 P	27.318	55.132	46.015	135.3	8:38:28.806
24		1:33.919	22.772	41.592	29.555	239.4	9:21:07.604	7		8:30.809	7:18.872	42.691	29.246	224.0	8:46:59.615
25		1:32.948	22.626	41.401	28.921	240.5	9:22:40.552	8		1:32.998	23.045	41.203	28.750	237.3	8:48:32.613
26		1:32.841	22.669	41.363	28.809	236.3	9:24:13.393	9		1:32.578	22.787	40.958	28.833	238.9	8:50:05.191
27		1:34.641	23.217	41.532	29.892		9:25:48.034	10		1:32.327	22.712	40.807	28.808	238.9	8:51:37.518
28		1:40.580 P	22.661	41.710	36.209	239.4	9:27:28.614	11		1:36.343 P	22.697	40.851	32.795	240.0	8:53:13.861
29		45:04.553 P			45:40.762		10:12:33.167	12		8:55.922	7:45.424	41.710	28.788	228.8	9:02:09.783
30		3:34.180 P	1:44.156	58.194	51.830	213.0	10:16:07.347								





Red Bull Ring
Porsche Carrera Cup France
 Private test
Lap Analysis



22

Alessandro Ghiretti

Porsche 911 GT3 Cup **24**

Alexandre Leroy

Porsche 911 GT3 Cup

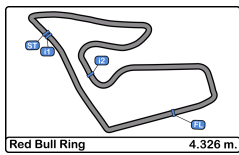
Pro

Martinet by Alméras Am

TFT Racing

Lap	D	Time	Sector 1	Sector 2	Sector 3	T. Spd	Elapsed	Lap	D	Time	Sector 1	Sector 2	Sector 3	T. Spd	Elapsed
13		1:32.334	22.727	40.904	28.703	239.4	9:03:42.117	1		8:36:03.865	8:34:32.678	54.758	36.429	126.7	8:36:03.865
14		1:33.210	22.682	41.549	28.979	227.3	9:05:15.327	2		1:49.040	26.875	48.125	34.040	165.1	8:37:52.905
15		1:32.587	22.590	40.792	29.205	240.5	9:06:47.914	3		1:43.655	25.081	45.941	32.633	202.6	8:39:36.560
16		1:32.505	22.895	40.870	28.740	240.5	9:08:20.419	4		1:39.724	24.465	43.767	31.492	223.6	8:41:16.284
17		1:32.215	22.703	40.850	28.662	240.5	9:09:52.634	5		1:40.327	23.961	43.973	32.393	213.4	8:42:56.611
18		1:36.533 P	22.655	40.669	33.209	240.0	9:11:29.167	6		1:40.218	24.384	43.946	31.888	206.5	8:44:36.829
19		8:01.408	6:39.337	50.648	31.423	192.5	9:19:30.575	7		1:38.525	23.852	43.048	31.625	227.8	8:46:15.354
20		1:35.260	23.136	41.563	30.561	235.2	9:21:05.835	8		1:37.318	23.531	42.654	31.133	231.2	8:47:52.672
21		1:31.692	22.699	40.663	28.330	238.9	9:22:37.527	9		1:36.207	23.499	42.146	30.562	233.2	8:49:28.879
22		1:31.411	22.513	40.534	28.364	239.4	9:24:08.938	10		1:35.910	23.218	42.434	30.258	231.7	8:51:04.789
23		1:31.357	22.933	40.025	28.399		9:25:40.295	11		1:35.833	23.353	42.013	30.467	233.2	8:52:40.622
24		1:38.435 P	22.518	40.542	35.375	239.4	9:27:18.730	12		1:36.563	23.631	42.412	30.520	235.8	8:54:17.185
25		31:51.253 P			32:26.628		9:59:09.983	13		1:47.941 P	24.411	42.203	41.327	226.8	8:56:05.126
26		1:52.398	39.546	43.124	29.728	217.3	10:01:02.381	14		7:02.802	5:49.929	42.680	30.193	215.1	9:03:07.928
27		1:32.843	22.799	41.255	28.789	236.3	10:02:35.224	15		1:36.032	23.386	42.260	30.386	235.2	9:04:43.960
28		1:31.995	22.620	40.692	28.683	238.9	10:04:07.219	16		1:35.465	23.510	42.078	29.877	236.3	9:06:19.425
29		1:31.946	22.677	40.816	28.453	237.8	10:05:39.165	17		1:36.111	23.280	42.703	30.128	236.8	9:07:55.536
30		1:31.754	22.585	40.692	28.477	238.4	10:07:10.919	18		1:35.760	23.476	42.231	30.053	236.3	9:09:31.296
31		1:31.331	22.575	40.543	28.213	238.9	10:08:42.250	19		1:35.232	23.305	41.848	30.079	236.3	9:11:06.528
32		1:37.065 P	23.031	41.075	32.959	237.8	10:10:19.315	20		1:35.470	23.441	42.116	29.913	235.8	9:12:41.998
33		5:06.952 P	3:42.045	41.989	42.918	225.0	10:15:26.267	21		1:45.697 P	23.435	45.127	37.135	236.8	9:14:27.695
34		4:52.216	3:41.791	41.696	28.729	232.7	10:20:18.483	22		31:24.748	30:10.618	43.956	30.174	214.7	9:45:52.443
35		1:31.924	22.739	40.724	28.461	237.3	10:21:50.407	23		1:35.707	23.518	42.397	29.792	235.2	9:47:28.150
36		1:32.008	22.693	40.782	28.533	238.9	10:23:22.415	24		1:35.021	23.310	41.871	29.840	235.8	9:49:03.171
37		1:39.343 P	23.973	41.066	34.304	235.8	10:25:01.758	25		1:34.819	23.213	41.815	29.791	237.8	9:50:37.990
38		4:33.064	3:07.565	52.460	33.039	137.0	10:29:34.822	26		1:36.891	23.525	42.800	30.566	235.8	9:52:14.881
39		1:34.373	23.405	41.859	29.109	234.7	10:31:09.195	27		1:35.101	23.060	42.163	29.878	236.8	9:53:49.982
40		1:35.164	22.545	43.026	29.593	238.9	10:32:44.359	28		1:34.794	23.179	42.001	29.614	236.3	9:55:24.776
41		1:31.425	22.574	40.460	28.391	238.9	10:34:15.784	29		1:35.100	23.208	41.817	30.075	236.8	9:56:59.876
42		1:31.131	22.487	40.388	28.256	238.9	10:35:46.915	30		1:45.560 P	23.223	41.880	40.457	238.4	9:58:45.436
43		1:31.360	22.427	40.562	28.371	239.4	10:37:18.275	31		9:51.582	8:18.919	55.480	37.183	164.8	10:08:37.018
44		1:48.301 P	23.498	45.816	38.987	203.3	10:39:06.576	32		1:53.967	29.380	47.701	36.886	192.1	10:10:30.985
45		33:33.529 P			34:12.516		11:12:40.105	33		1:35.874	23.986	42.192	29.696	233.7	10:12:06.859
46		1:54.485	41.876	43.292	29.317	198.5	11:14:34.590	34		1:49.434	23.147	54.061	32.226	233.2	10:13:56.293
47		1:32.598	22.915	41.029	28.654	236.8	11:16:07.188	35		2:09.681 P	23.196	55.253	51.232	232.7	10:16:05.974
48		1:31.609	22.698	40.563	28.348	237.3	11:17:38.797	36		5:43.586	4:29.361	44.305	29.920	200.0	10:21:49.560
49		1:32.553	22.587	41.141	28.825	238.4	11:19:11.350	37		1:37.118	25.152	42.055	29.911	227.8	10:23:26.678
50		1:31.343	22.573	40.465	28.305	238.4	11:20:42.693	38		1:34.734	23.430	41.660	29.644	234.7	10:25:01.412
51		1:40.591 P	22.524	41.012	37.055	240.0	11:22:23.284	39		1:34.705	23.110	41.640	29.955	236.8	10:26:36.117
52		4:37.524	3:27.874	41.056	28.594	234.7	11:27:00.808	40		1:35.898	24.143	42.083	29.672	201.1	10:28:12.015
53		1:31.554	22.644	40.504	28.406	237.3	11:28:32.362	41		1:33.772	23.047	41.298	29.427	235.2	10:29:45.787
54		1:31.671	22.552	40.659	28.460	238.4	11:30:04.033	42		1:34.552	23.173	41.694	29.685	235.8	10:31:20.339
55		1:37.677 P	22.561	40.879	34.237	238.9	11:31:41.710	43		1:34.056	23.070	41.475	29.511	238.4	10:32:54.395
56		3:20.668	2:10.550	41.291	28.827	234.7	11:35:02.378	44		1:34.668	22.885	41.598	30.185	234.2	10:34:29.063
57		1:31.550	22.678	40.550	28.322	237.8	11:36:33.928	45		1:43.968 P	23.301	41.919	38.748	235.8	10:36:13.031
58		1:36.305 P	22.552	40.658	33.095	238.9	11:38:10.233	46		28:52.712	27:42.054	41.188	29.470	236.8	11:05:05.743
59		3:26.246	2:11.008	45.345	29.893	173.3	11:41:36.479	47		1:45.482 P	23.245	41.412	40.825	235.8	11:06:51.225
60		1:34.369	23.468	42.079	28.822	233.7	11:43:10.848	48		15:16.372	13:51.969	51.586	32.817	164.6	11:22:07.597
61		1:31.226	22.475	40.489	28.262	238.9	11:44:42.074	49		1:53.598	30.112	52.033	31.453	186.5	11:24:01.195
62		1:30.866	22.448	40.291	28.127	238.4	11:46:12.940	50		1:35.710	23.535	42.323	29.852	234.7	11:25:36.905
63		1:30.876	22.526	40.232	28.118	238.4	11:47:43.816	51		1:34.502	23.411	41.429	29.662	234.7	11:27:11.407
64		2:02.298	22.530	1:00.873	38.895	222.6	11:49:46.114	52		1:33.815	23.061	41.345	29.409	236.8	11:28:45.222
65		1:52.541	29.017	54.110	29.414	171.7	11:51:38.655	53		2:53.833 P	22.918	1:45.478	45.437	237.3	11:31:39.055
66		1:37.477 P	22.595	40.327	34.555	238.4	11:53:16.132	54		6:34.348	5:21.609	42.791	29.948	219.0	11:38:13.403
								55		1:37.019	23.210	44.249	29.560	223.6	11:39:50.422





Red Bull Ring
Porsche Carrera Cup France
 Private test
Lap Analysis



24

Alexandre Leroy

Porsche 911 GT3 Cup

27

Marlon Hernandez

Porsche 911 GT3 Cup

Am

TFT Racing

Pro

ABM

Lap D	Time	Sector 1	Sector 2	Sector 3	T. Spd	Elapsed	Lap D	Time	Sector 1	Sector 2	Sector 3	T. Spd	Elapsed
56	1:34.563	23.055	41.959	29.549	236.8	11:41:24.985	49	1:32.211	22.720	40.853	28.638	237.8	10:46:10.597
57	1:34.618	23.307	41.537	29.774	236.8	11:42:59.603	50	1:32.133	22.604	40.950	28.579	238.4	10:47:42.730
58	1:44.700 P	23.294	42.020	39.386	235.2	11:44:44.303	51	1:32.021	22.604	40.638	28.779	239.4	10:49:14.751

27

Marlon Hernandez

Porsche 911 GT3 Cup

Pro

ABM

Lap D	Time	Sector 1	Sector 2	Sector 3	T. Spd	Elapsed	Lap D	Time	Sector 1	Sector 2	Sector 3	T. Spd	Elapsed
1	8:34:59.436	8:33:28.664	53.764	37.008	155.6	8:34:59.436	52	1:31.983	22.685	40.655	28.643	239.4	10:50:46.734
2	1:49.924	28.869	47.625	33.430	205.7	8:36:49.360	53	1:37.462 P	22.724	41.023	33.715	240.5	10:52:24.196
3	1:45.453	27.500	46.202	31.751	193.2	8:38:34.813	54	13:58.892 P	12:42.966	41.847	34.079	238.4	11:06:23.088
4	1:35.520	23.374	42.608	29.538	229.2	8:40:10.333	55	14:30.276 P			15:04.355		11:20:53.364
5	1:34.626	23.153	42.120	29.353	234.7	8:41:44.959	56	2:30.514	1:18.911	42.226	29.377	213.0	11:23:23.878
6	1:34.167	23.210	41.738	29.219	236.8	8:43:19.126	57	1:33.543	23.032	41.430	29.081	236.8	11:24:57.421
7	1:33.983	23.026	41.826	29.131	227.3	8:44:53.109	58	1:32.643	22.879	40.932	28.832	237.8	11:26:30.064
8	1:33.617	22.961	41.553	29.103	238.9	8:46:26.726	59	1:32.848	22.941	40.981	28.926	236.8	11:28:02.912
9	1:40.178 P	22.927	41.835	35.416	237.3	8:48:06.904	60	1:33.067	23.147	41.049	28.871	237.3	11:29:35.979
10	4:37.118	3:25.901	42.019	29.198	231.2	8:52:44.022	61	1:33.046	23.010	41.153	28.883	237.8	11:31:09.025
11	1:33.748	22.952	41.612	29.184	237.8	8:54:17.770	62	1:32.167	22.726	40.756	28.685	239.4	11:32:41.192
12	1:33.923	23.109	41.752	29.062	238.4	8:55:51.693	63	1:32.203	22.653	40.856	28.694	238.9	11:34:13.395
13	1:33.587	22.874	41.643	29.070	237.8	8:57:25.280	64	1:35.367	22.771	41.028	31.568	237.8	11:35:48.762
14	1:33.558	22.915	41.455	29.188	238.4	8:58:58.838	65	1:33.294	22.804	41.557	28.933	238.9	11:37:22.056
15	1:39.344 P	22.886	41.725	34.733	238.4	9:00:38.182	66	1:39.110 P	22.788	41.098	35.224	238.9	11:39:01.166

29

Louis Rousset

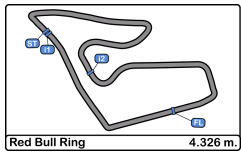
Porsche 911 GT3 Cup

Pro

Forestier Racing CLRT

Lap D	Time	Sector 1	Sector 2	Sector 3	T. Spd	Elapsed	Lap D	Time	Sector 1	Sector 2	Sector 3	T. Spd	Elapsed
1	8:30:34.717	8:29:05.882	54.224	34.611	145.7	8:30:34.717	1	8:30:34.717	8:29:05.882	54.224	34.611	145.7	8:30:34.717
2	1:44.319	26.108	46.490	31.721	183.0	8:32:19.036	2	1:44.319	26.108	46.490	31.721	183.0	8:32:19.036
3	1:40.003	24.597	44.663	30.743	166.6	8:33:59.039	3	1:40.003	24.597	44.663	30.743	166.6	8:33:59.039
4	1:36.877	23.590	42.935	30.352	216.0	8:35:35.916	4	1:36.877	23.590	42.935	30.352	216.0	8:35:35.916
5	2:08.999 P	23.171	57.341	48.487	220.4	8:37:44.915	5	2:08.999 P	23.171	57.341	48.487	220.4	8:37:44.915
6	4:21.629	3:09.449	42.445	29.735	221.3	8:42:06.544	6	4:21.629	3:09.449	42.445	29.735	221.3	8:42:06.544
7	1:34.487	23.220	41.701	29.566	234.7	8:43:41.031	7	1:34.487	23.220	41.701	29.566	234.7	8:43:41.031
8	1:34.110	23.034	41.802	29.274	233.7	8:45:15.141	8	1:34.110	23.034	41.802	29.274	233.7	8:45:15.141
9	1:33.560	22.896	41.378	29.286	236.3	8:46:48.701	9	1:33.560	22.896	41.378	29.286	236.3	8:46:48.701
10	1:34.039	22.909	41.818	29.312	237.8	8:48:22.740	10	1:34.039	22.909	41.818	29.312	237.8	8:48:22.740
11	1:33.259	22.750	41.432	29.077	238.9	8:49:55.999	11	1:33.259	22.750	41.432	29.077	238.9	8:49:55.999
12	1:46.659 P	22.787	45.115	38.757	238.9	8:51:42.658	12	1:46.659 P	22.787	45.115	38.757	238.9	8:51:42.658
13	4:14.753	3:00.051	44.496	30.206	209.3	8:55:57.411	13	4:14.753	3:00.051	44.496	30.206	209.3	8:55:57.411
14	1:35.007	23.344	42.103	29.560	223.1	8:57:32.418	14	1:35.007	23.344	42.103	29.560	223.1	8:57:32.418
15	1:33.110	22.850	41.225	29.035	235.8	8:59:05.528	15	1:33.110	22.850	41.225	29.035	235.8	8:59:05.528
16	1:33.007	22.892	41.061	29.054	237.8	9:00:38.535	16	1:33.007	22.892	41.061	29.054	237.8	9:00:38.535
17	1:33.062	22.817	41.299	28.946	238.9	9:02:11.597	17	1:33.062	22.817	41.299	28.946	238.9	9:02:11.597
18	1:32.633	22.693	41.215	28.725	238.9	9:03:44.230	18	1:32.633	22.693	41.215	28.725	238.9	9:03:44.230
19	1:32.443	22.565	40.938	28.940	238.9	9:05:16.673	19	1:32.443	22.565	40.938	28.940	238.9	9:05:16.673
20	1:42.429 P	22.875	43.297	36.257	208.8	9:06:59.102	20	1:42.429 P	22.875	43.297	36.257	208.8	9:06:59.102
21	28:21.699	27:09.935	42.290	29.474	226.8	9:35:20.801	21	28:21.699	27:09.935	42.290	29.474	226.8	9:35:20.801
22	1:33.412	22.792	41.583	29.037	236.8	9:36:54.213	22	1:33.412	22.792	41.583	29.037	236.8	9:36:54.213
23	1:33.051	22.785	41.368	28.898	237.8	9:38:27.264	23	1:33.051	22.785	41.368	28.898	237.8	9:38:27.264
24	1:33.119	22.709	41.152	29.258	237.8	9:40:00.383	24	1:33.119	22.709	41.152	29.258	237.8	9:40:00.383
25	1:32.958	22.855	41.086	29.017	238.4	9:41:33.341	25	1:32.958	22.855	41.086	29.017	238.4	9:41:33.341
26	1:32.675	22.766	41.005	28.904	238.4	9:43:06.016	26	1:32.675	22.766	41.005	28.904	238.4	9:43:06.016
27	1:44.774 P	22.626	41.008	41.140	238.4	9:44:50.790	27	1:44.774 P	22.626	41.008	41.140	238.4	9:44:50.790
28	4:19.310	3:03.102	45.643	30.565	178.5	9:49:10.100	28	4:19.310	3:03.102	45.643	30.565	178.5	9:49:10.100
29	1:35.698	23.880	42.440	29.378	222.2	9:50:45.798	29	1:35.698	23.880	42.440	29.378	222.2	9:50:45.798
30	2:16.100	22.785	1:22.018	31.297	236.8	9:53:01.898	30	2:16.100	22.785	1:22.018	31.297	236.8	9:53:01.898
31	1:35.058	22.939	41.311	30.808	237.3	9:54:36.956	31	1:35.058	22.939	41.311	30.808	237.3	9:54:36.956
32	1:33.958	23.591	41.539	28.828	217.3	9:56:10.914	32	1:33.958	23.591	41.539	28.828	217.3	9:56:10.914
33	1:32.021	22.625	40.771	28.625	238.9	9:57:42.935	33	1:32.021	22.625	40.771	28.625	238.9	9:57:42.935





Red Bull Ring
Porsche Carrera Cup France
 Private test
Lap Analysis



29

Louis Rousset

Porsche 911 GT3 Cup

38

Sébastien Dussolliet

Porsche 911 GT3 Cup

Pro

Forestier Racing CLRT

Pro-Am

ABM

Lap D	Time	Sector 1	Sector 2	Sector 3	T. Spd	Elapsed	Lap D	Time	Sector 1	Sector 2	Sector 3	T. Spd	Elapsed
34	1:44.009 P	22.570	40.744	40.695	239.4	9:59:26.944	21	1:42.947 P	22.922	41.831	38.194	232.2	9:09:01.931
35	1:06:32.626	1:05:22.898	40.983	28.745	238.9	11:05:59.570	22	19:30.416 P			20:08.610		9:28:32.347
36	1:42.522 P	22.749	43.224	36.549	239.4	11:07:42.092	23	2:13.649	49.641	51.308	32.700	156.2	9:30:45.996
37	3:49.607	2:33.788	45.913	29.906	187.1	11:11:31.699	24	1:39.122	24.308	44.139	30.675	204.9	9:32:25.118
38	1:36.970	23.645	43.690	29.635	201.4	11:13:08.669	25	1:35.651	23.468	42.562	29.621	225.0	9:34:00.769
39	1:34.060	23.005	42.045	29.010	235.2	11:14:42.729	26	1:34.656	23.260	41.977	29.419	233.7	9:35:35.425
40	1:32.375	22.699	40.874	28.802	238.4	11:16:15.104	27	1:34.803	23.095	42.197	29.511	234.2	9:37:10.228
41	1:31.965	22.637	40.817	28.511	240.0	11:17:47.069	28	1:34.216	23.109	41.932	29.175	234.7	9:38:44.444
42	1:32.199	22.737	40.945	28.517	238.9	11:19:19.268	29	1:34.066	23.054	41.799	29.213	235.8	9:40:18.510
43	1:32.020	22.675	40.757	28.588	239.4	11:20:51.288	30	1:34.220	23.016	41.959	29.245	231.2	9:41:52.730
44	1:31.788	22.586	40.689	28.513	240.0	11:22:23.076	31	1:33.808	23.051	41.665	29.092	236.3	9:43:26.538
45	1:31.706	22.634	40.692	28.380	240.0	11:23:54.782	32	1:33.533	23.043	41.484	29.006	237.3	9:45:00.071
46	1:43.013 P	22.585	43.465	36.963	229.2	11:25:37.795	33	1:33.604	22.832	41.713	29.059	236.8	9:46:33.675
47	5:48.678	4:38.064	41.433	29.181	233.2	11:31:26.473	34	1:34.006	22.852	41.658	29.496	238.9	9:48:07.681
48	1:32.151	22.709	40.855	28.587	238.4	11:32:58.624	35	1:33.776	23.116	41.683	28.977	238.9	9:49:41.457
49	1:31.994	22.652	40.815	28.527	239.4	11:34:30.618	36	1:33.588	23.043	41.516	29.029	238.4	9:51:15.045
50	1:32.053	22.761	40.700	28.592	238.4	11:36:02.671	37	1:33.508	22.869	41.593	29.046	239.4	9:52:48.553
51	1:32.970	22.694	41.039	29.237	239.4	11:37:35.641	38	1:33.308	22.782	41.567	28.959	236.3	9:54:21.861
52	1:32.155	22.612	40.849	28.694	238.4	11:39:07.796	39	1:33.027	22.787	41.282	28.958	239.4	9:55:54.888
53	1:32.064	22.639	40.846	28.579	238.4	11:40:39.860	40	1:45.056 P	22.948	43.879	38.229	237.8	9:57:39.944
54	1:32.422	22.667	41.033	28.722	239.4	11:42:12.282	41	6:45.764	5:34.187	42.513	29.064	221.3	10:04:25.708
55	1:32.392	22.742	40.893	28.757	239.4	11:43:44.674	42	1:33.597	22.818	41.617	29.162	238.9	10:05:59.305
56	1:32.591	22.667	41.193	28.731	240.5	11:45:17.265	43	1:35.388	22.813	43.372	29.203	237.8	10:07:34.693
57	1:32.586	22.703	41.149	28.734	239.4	11:46:49.851	44	1:33.560	22.974	41.558	29.028	238.4	10:09:08.253
58	1:32.716	22.677	41.189	28.850	239.4	11:48:22.567	45	1:33.444	22.819	41.620	29.005	237.8	10:10:41.697
59	1:33.277	22.779	41.647	28.851	239.4	11:49:55.844	46	1:43.250 P	22.883	41.594	38.773	238.9	10:12:24.947
60	1:32.964	22.730	41.218	29.016	239.4	11:51:28.808	47	9:21.445	8:08.699	42.869	29.877	221.7	10:21:46.392
61	1:32.636	22.731	41.125	28.780	238.9	11:53:01.444	48	1:34.417	23.113	41.976	29.328	237.3	10:23:20.809
62	1:32.424	22.643	40.973	28.808	239.4	11:54:33.868	49	1:33.400	22.813	41.590	28.997	238.9	10:24:54.209
63	1:32.763	22.832	41.044	28.887	238.9	11:56:06.631	50	1:44.241 P	22.823	41.545	39.873	239.4	10:26:38.450
64	1:59.543 P	26.123	47.458	45.962	154.0	11:58:06.174	51	15:47.568 P			16:27.441		10:42:26.018

38

Sébastien Dussolliet

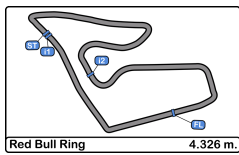
Porsche 911 GT3 Cup

Pro-Am

ABM

Lap D	Time	Sector 1	Sector 2	Sector 3	T. Spd	Elapsed	Lap D	Time	Sector 1	Sector 2	Sector 3	T. Spd	Elapsed
1	8:34:24.766	8:32:48.521	58.616	37.629	113.4	8:34:24.766	52	2:01.821	47.738	44.360	29.723	200.0	10:44:27.839
2	1:47.650	26.946	48.267	32.437	164.3	8:36:12.416	53	1:35.775	23.086	43.267	29.422	235.2	10:46:03.614
3	1:41.357	25.102	45.141	31.114	181.5	8:37:53.773	54	1:33.871	23.139	41.720	29.012	237.3	10:47:37.485
4	1:38.814	24.491	44.167	30.156	194.5	8:39:32.587	55	1:34.107	23.067	41.838	29.202	229.2	10:49:11.592
5	1:36.341	23.695	42.875	29.771	224.0	8:41:08.928	56	1:33.304	22.791	41.522	28.991	240.5	10:50:44.896
6	1:36.418	23.593	43.115	29.710	217.3	8:42:45.346	57	1:33.215	22.855	41.262	29.098	238.4	10:52:18.111
7	1:35.527	23.510	42.355	29.662	232.7	8:44:20.873	58	1:34.409	22.892	42.311	29.206	237.8	10:53:52.520
8	1:35.429	23.401	42.431	29.597	227.8	8:45:56.302	59	4:50.815 P	3:31.170	41.564	38.081	238.9	10:58:43.335
9	1:35.822	23.972	42.284	29.566	230.7	8:47:32.124	60	10:46.951	9:35.119	42.533	29.299	228.8	11:09:30.286
10	1:35.008	23.442	42.158	29.408	234.7	8:49:07.132	61	1:34.091	22.896	41.899	29.296	237.3	11:11:04.377
11	1:34.596	23.141	42.006	29.449	229.7	8:50:41.728	62	1:33.640	22.855	41.572	29.213	237.8	11:12:38.017
12	1:34.554	23.275	42.017	29.262	230.2	8:52:16.282	63	1:33.452	22.885	41.452	29.115	237.8	11:14:11.469
13	1:34.409	22.945	42.097	29.367	231.7	8:53:50.691	64	1:33.361	22.799	41.434	29.128	238.4	11:15:44.830
14	1:34.032	23.029	41.821	29.182	231.2	8:55:24.723	65	1:44.803 P	22.859	44.020	37.924	238.9	11:17:29.633
15	1:46.596 P	23.058	42.190	41.348	228.3	8:57:11.319	66	6:23.640	5:11.469	42.634	29.537	228.8	11:23:53.273
16	3:51.082	2:39.443	42.205	29.434	226.8	9:01:02.401	67	1:34.247	23.561	41.664	29.022	228.8	11:25:27.520
17	1:34.196	23.167	41.758	29.271	227.8	9:02:36.597	68	1:41.371 P	22.745	41.592	37.034	237.8	11:27:08.891
18	1:33.955	23.088	41.619	29.248	232.2	9:04:10.552	69	4:01.787	2:34.506	52.851	34.430	144.0	11:31:10.678
19	1:34.180	23.165	41.890	29.125	229.7	9:05:44.732	70	1:34.255	23.318	41.824	29.113	230.2	11:32:44.933
20	1:34.252	23.149	41.870	29.233	230.2	9:07:18.984	71	1:32.616	22.764	41.052	28.800	238.9	11:34:17.549
							72	1:32.517	22.830	41.091	28.596	238.9	11:35:50.066
							73	1:32.925	22.844	41.052	29.029	239.4	11:37:22.991
							74	1:32.201	22.709	40.936	28.556	238.9	11:38:55.192
							75	1:32.198	22.672	40.813	28.713	240.0	11:40:27.390





Red Bull Ring
Porsche Carrera Cup France
 Private test
Lap Analysis



38 Sébastien Dussollet Porsche 911 GT3 Cup **49** Karim Ajlani Porsche 911 GT3 Cup

Pro-Am							ABM								
Lap	D	Time	Sector 1	Sector 2	Sector 3	T. Spd	Elapsed	Lap	D	Time	Sector 1	Sector 2	Sector 3	T. Spd	Elapsed
76		1:43.677 P	23.301	42.599	37.777	211.3	11:42:11.067	47		1:36.391	24.622	42.120	29.649	233.2	10:51:52.114
77		7:27.970	6:15.803	41.892	30.275	232.7	11:49:39.037	48		1:34.143	22.962	41.799	29.382	236.3	10:53:26.257
78		1:33.749	22.926	41.260	29.563	237.8	11:51:12.786	49		4:55.981 P	3:33.263	41.924	40.794	237.3	10:58:22.238
79		1:32.509	22.784	41.060	28.665	238.9	11:52:45.295	50		6:30.259	5:15.732	44.078	30.449	198.8	11:04:52.497
80		1:41.422 P	22.756	41.083	37.583	239.4	11:54:26.717	51		1:36.939	23.340	44.041	29.558	233.2	11:06:29.436

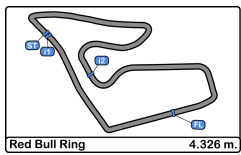
49 Karim Ajlani Porsche 911 GT3 Cup

Am							ABM								
Lap	D	Time	Sector 1	Sector 2	Sector 3	T. Spd	Elapsed	Lap	D	Time	Sector 1	Sector 2	Sector 3	T. Spd	Elapsed
1		8:36:17.634	8:34:40.424	57.992	39.218	135.3	8:36:17.634	52		1:34.450	23.104	41.713	29.633	237.3	11:08:03.886
2		1:53.760	26.705	51.377	35.678	149.7	8:38:11.394	53		1:34.435	22.924	41.988	29.523	236.8	11:09:38.321
3		1:41.888	24.507	45.381	32.000	197.0	8:39:53.282	54		1:45.309 P	24.012	42.585	38.712	210.5	11:11:23.630
4		1:38.976	24.100	43.977	30.899	216.4	8:41:32.258	55		6:47.250	5:09.185	55.278	42.787	188.8	11:18:10.880
5		1:38.734	24.000	43.603	31.131	216.8	8:43:10.992	56		2:02.516	31.993	52.697	37.826	194.9	11:20:13.396
6		1:37.314	23.613	43.332	30.369	220.4	8:44:48.306	57		1:35.353	23.293	42.078	29.982	234.7	11:21:48.749
7		1:36.346	23.434	42.658	30.254	233.7	8:46:24.652	58		1:34.324	23.099	41.662	29.563	235.8	11:23:23.073
8		1:38.593	23.863	44.162	30.568	227.3	8:48:03.245	59		1:34.024	22.993	41.639	29.392	236.3	11:24:57.097
9		1:36.121	23.321	42.399	30.401	232.2	8:49:39.366	60		1:40.501	25.078	44.937	30.486	200.0	11:26:37.598
10		1:38.019	23.714	44.288	30.017	231.2	8:51:17.385	61		1:52.995 P	25.786	46.732	40.477	184.9	11:28:30.593
11		1:45.112 P	23.459	43.957	37.696	232.2	8:53:02.497	62		13:47.393 P			14:27.870		11:42:17.986
12		4:47.213	3:33.825	43.313	30.075	153.1	8:57:49.710	63		3:04.182	1:48.486	45.971	29.725	180.6	11:45:22.168
13		1:38.536	23.984	42.967	31.585	215.1	8:59:28.246	64		1:34.627	23.037	42.155	29.435	234.7	11:46:56.795
14		1:36.435	23.625	42.574	30.236	234.2	9:01:04.681	65		1:36.477	24.892	41.899	29.686	218.1	11:48:33.272
15		1:35.172	23.263	42.165	29.744	236.3	9:02:39.853	66		1:34.712	22.815	42.620	29.277	238.9	11:50:07.984
16		1:35.908	23.196	42.700	30.012	236.8	9:04:15.761	67		1:36.933	23.141	42.398	31.394	236.8	11:51:44.917
17		1:35.940	23.380	42.426	30.134	235.2	9:05:51.701	68		1:34.566	23.221	41.617	29.728	235.2	11:53:19.483
18		1:36.004	23.261	42.712	30.031	236.8	9:07:27.705	69		1:34.760	23.109	41.521	30.130	236.8	11:54:54.243
19		1:35.237	23.277	42.008	29.952	234.2	9:09:02.942	70		2:04.606 P	24.797	48.257	51.552	208.4	11:56:58.849

53 Arthur Mathieu Porsche 911 GT3 Cup

Pro							Martinet by Alméras								
Lap	D	Time	Sector 1	Sector 2	Sector 3	T. Spd	Elapsed	Lap	D	Time	Sector 1	Sector 2	Sector 3	T. Spd	Elapsed
1		8:36:09.664	8:34:48.616	49.136	31.912	156.7	8:36:09.664	1		8:36:09.664	8:34:48.616	49.136	31.912	156.7	8:36:09.664
2		1:37.942	23.788	43.858	30.296	228.3	8:37:47.606	2		1:37.942	23.788	43.858	30.296	228.3	8:37:47.606
3		1:35.340	23.387	42.158	29.795	235.2	8:39:22.946	3		1:35.340	23.387	42.158	29.795	235.2	8:39:22.946
4		1:35.229	23.293	42.195	29.741	235.8	8:40:58.175	4		1:35.229	23.293	42.195	29.741	235.8	8:40:58.175
5		1:34.494	23.346	41.904	29.244	235.2	8:42:32.669	5		1:34.494	23.346	41.904	29.244	235.2	8:42:32.669
6		1:33.655	22.816	41.572	29.267	238.4	8:44:06.324	6		1:33.655	22.816	41.572	29.267	238.4	8:44:06.324
7		1:34.110	22.951	41.970	29.189	236.8	8:45:40.434	7		1:34.110	22.951	41.970	29.189	236.8	8:45:40.434
8		1:33.521	22.880	41.450	29.191	237.8	8:47:13.955	8		1:33.521	22.880	41.450	29.191	237.8	8:47:13.955
9		1:33.658	22.904	41.586	29.168	237.3	8:48:47.613	9		1:33.658	22.904	41.586	29.168	237.3	8:48:47.613
10		1:33.793	22.939	41.453	29.401	238.9	8:50:21.406	10		1:33.793	22.939	41.453	29.401	238.9	8:50:21.406
11		1:33.203	22.849	41.248	29.106	237.8	8:51:54.609	11		1:33.203	22.849	41.248	29.106	237.8	8:51:54.609
12		1:39.826 P	23.240	41.733	34.853	238.4	8:53:34.435	12		1:39.826 P	23.240	41.733	34.853	238.4	8:53:34.435
13		6:37.793	5:25.938	42.545	29.310	226.8	9:00:12.228	13		6:37.793	5:25.938	42.545	29.310	226.8	9:00:12.228
14		1:33.621	23.120	41.612	28.889	237.3	9:01:45.849	14		1:33.621	23.120	41.612	28.889	237.3	9:01:45.849
15		1:33.494	22.774	41.614	29.106	239.4	9:03:19.343	15		1:33.494	22.774	41.614	29.106	239.4	9:03:19.343
16		1:33.200	22.695	41.462	29.043	239.4	9:04:52.543	16		1:33.200	22.695	41.462	29.043	239.4	9:04:52.543
17		1:34.288	22.976	41.824	29.488	240.0	9:06:26.831	17		1:34.288	22.976	41.824	29.488	240.0	9:06:26.831
18		1:37.925	26.638	42.270	29.017	228.8	9:08:04.756	18		1:37.925	26.638	42.270	29.017	228.8	9:08:04.756
19		1:33.704	22.994	41.499	29.211	238.4	9:09:38.460	19		1:33.704	22.994	41.499	29.211	238.4	9:09:38.460
20		1:39.150 P	22.780	41.934	34.436	238.4	9:11:17.610	20		1:39.150 P	22.780	41.934	34.436	238.4	9:11:17.610
21		6:56.078	5:37.141	48.616	30.321	160.9	9:18:13.688	21		6:56.078	5:37.141	48.616	30.321	160.9	9:18:13.688
22		1:35.397	23.282	43.067	29.048	219.9	9:19:49.085	22		1:35.397	23.282	43.067	29.048	219.9	9:19:49.085
23		1:33.310	22.922	41.456	28.932	238.9	9:21:22.395	23		1:33.310	22.922	41.456	28.932	238.9	9:21:22.395
24		1:32.714	22.505	41.303	28.906	240.5	9:22:55.109	24		1:32.714	22.505	41.303	28.906	240.5	9:22:55.109
25		1:33.687	22.708	42.078	28.901	224.0	9:24:28.796	25		1:33.687	22.708	42.078	28.901	224.0	9:24:28.796
26		1:32.879	23.211	40.950	28.718		9:26:01.675	26		1:32.879	23.211	40.950	28.718		9:26:01.675
27		1:32.454	22.682	41.086	28.686	239.4	9:27:34.129	27		1:32.454	22.682	41.086	28.686	239.4	9:27:34.129





Red Bull Ring
Porsche Carrera Cup France
 Private test
Lap Analysis



53

Arthur Mathieu

Porsche 911 GT3 Cup

56

Frédéric Ancel

Porsche 911 GT3 Cup

Pro

Martinet by Alméras

Pro-Am

Porsche Lorient Racing

Lap	D	Time	Sector 1	Sector 2	Sector 3	T. Spd	Elapsed	Lap	D	Time	Sector 1	Sector 2	Sector 3	T. Spd	Elapsed
28		1:37.320 P	23.057	41.198	33.065	238.4	9:29:11.449	9		1:36.858	24.062	42.908	29.888	232.7	8:57:14.956
29		43:18.462 P			43:51.527		10:12:29.911	10		1:36.352	23.470	42.988	29.894	236.3	8:58:51.308
30		3:39.516 P	1:53.549	52.941	53.026	206.5	10:16:09.427	11		1:36.500	23.315	43.259	29.926	236.3	9:00:27.808
31		4:20.268	3:07.634	43.029	29.605	224.0	10:20:29.695	12		1:35.134	23.336	41.829	29.969	237.3	9:02:02.942
32		1:33.734	23.191	41.639	28.904	233.7	10:22:03.429	13		1:35.241	23.234	42.112	29.895	234.7	9:03:38.183
33		1:33.624	22.996	41.444	29.184	235.8	10:23:37.053	14		1:35.253	23.172	42.246	29.835	235.8	9:05:13.436
34		1:33.375	23.008	41.206	29.161	237.8	10:25:10.428	15		1:34.523	23.004	41.961	29.558	225.9	9:06:47.959
35		1:33.423	22.904	41.463	29.056	237.3	10:26:43.851	16		1:35.145	23.718	41.727	29.700	233.2	9:08:23.104
36		1:34.387	23.482	41.529	29.376	237.3	10:28:18.238	17		1:46.561 P	24.081	42.537	39.943	230.7	9:10:09.665
37		1:38.457 P	23.026	41.131	34.300	237.8	10:29:56.695	18		6:26.855	5:13.543	43.398	29.914	208.0	9:16:36.520
38		4:25.948	3:15.511	41.501	28.936	235.2	10:34:22.643	19		1:35.147	23.195	42.222	29.730	235.2	9:18:11.667
39		1:33.069	22.729	41.248	29.092	237.3	10:35:55.712	20		1:35.007	23.070	42.270	29.667	235.2	9:19:46.674
40		1:32.701	22.912	41.122	28.667	237.3	10:37:28.413	21		1:34.493	23.298	41.822	29.373	235.2	9:21:21.167
41		1:33.015	22.675	41.375	28.965	237.8	10:39:01.428	22		1:33.711	22.839	41.545	29.327	238.9	9:22:54.878
42		1:33.129	22.773	41.231	29.125	238.9	10:40:34.557	23		1:35.198	22.786	42.772	29.640	225.0	9:24:30.076
43		1:33.516	22.946	41.664	28.906	234.7	10:42:08.073	24		1:34.168	23.408	41.613	29.147		9:26:04.244
44		1:38.064 P	22.810	41.378	33.876	238.4	10:43:46.137	25		1:45.658 P	23.336	42.232	40.090	223.6	9:27:49.902
45		5:02.049	3:44.566	46.469	31.014	173.3	10:48:48.186	26		12:37.192 P			13:17.282		9:40:27.094
46		1:37.095	23.314	43.574	30.207	234.2	10:50:25.281	27		5:12.796	3:52.172	48.332	32.292	156.0	9:45:39.890
47		1:32.619	22.839	41.074	28.706	238.4	10:51:57.900	28		1:37.224	23.856	42.905	30.463	228.3	9:47:17.114
48		1:32.420	22.745	40.939	28.736	238.4	10:53:30.320	29		1:37.069	23.502	43.271	30.296	234.7	9:48:54.183
49		9:20.732 P	8:04.870	41.125	34.737	238.9	11:02:51.052	30		1:34.793	23.191	41.991	29.611	235.8	9:50:28.976
50		13:54.040 P			14:28.777		11:16:45.092	31		1:34.619	23.103	41.774	29.742	235.2	9:52:03.595
51		2:19.606	1:06.509	44.122	28.975	182.4	11:19:04.698	32		1:33.939	23.014	41.507	29.418	236.8	9:53:37.534
52		1:33.908	22.966	41.023	29.919	235.8	11:20:38.606	33		1:33.593	22.898	41.376	29.319	236.3	9:55:11.127
53		1:32.991	22.894	41.129	28.968	236.3	11:22:11.597	34		1:33.636	22.939	41.410	29.287	237.3	9:56:44.763
54		1:33.696	23.531	41.299	28.866	238.9	11:23:45.293	35		1:34.186	22.984	41.887	29.315	236.3	9:58:18.949
55		1:36.224	26.200	41.141	28.883	234.2	11:25:21.517	36		1:33.839	22.978	41.502	29.359	235.8	9:59:52.788
56		1:33.060	22.749	41.134	29.177	237.3	11:26:54.577	37		1:33.660	22.870	41.447	29.343	237.3	10:01:26.448
57		1:34.562	22.823	41.495	30.244	237.3	11:28:29.139	38		1:47.479 P	23.049	41.595	42.835	236.3	10:03:13.927
58		1:33.689	23.406	41.226	29.057	236.8	11:30:02.828	39		6:42.939	5:30.268	43.193	29.478	203.0	10:09:56.866
59		1:35.426	24.582	41.730	29.114	204.9	11:31:38.254	40		1:34.011	23.310	41.392	29.309	235.8	10:11:30.877
60		1:37.756 P	22.754	41.171	33.831	237.8	11:33:16.010	41		1:33.584	22.961	41.333	29.290	236.3	10:13:04.461
61		5:56.066	4:43.654	43.244	29.168	221.7	11:39:12.076	42		1:59.878 P	22.864	48.812	48.202	237.3	10:15:04.339
62		1:40.436	22.762	48.485	29.189	237.8	11:40:52.512	43		8:03.243	6:48.732	44.697	29.814	211.7	10:23:07.582
63		1:34.032	23.658	41.375	28.999	238.4	11:42:26.544	44		1:34.385	23.200	41.872	29.313	235.8	10:24:41.967
64		1:33.276	22.915	41.412	28.949	238.9	11:43:59.820	45		1:34.606	23.414	41.535	29.657	225.9	10:26:16.573
65		1:33.551	22.697	41.586	29.268	239.4	11:45:33.371	46		1:34.139	22.982	41.473	29.684	236.8	10:27:50.712
66		1:33.775	22.840	41.320	29.615	238.4	11:47:07.146	47		1:33.772	22.897	41.702	29.173	237.3	10:29:24.484
67		1:33.661	23.496	41.218	28.947	240.0	11:48:40.807	48		1:34.331	23.650	41.604	29.077	239.4	10:30:58.815
68		1:33.048	22.698	41.479	28.871	239.4	11:50:13.855	49		1:33.443	22.788	41.449	29.206	238.4	10:32:32.258
69		1:33.806	22.870	41.633	29.303	238.4	11:51:47.661	50		1:33.611	23.030	41.294	29.287	238.9	10:34:05.869
70		1:39.015 P	22.863	41.791	34.361	235.2	11:53:26.676	51		1:33.821	22.977	41.205	29.639	238.4	10:35:39.690

56

Frédéric Ancel

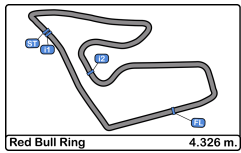
Porsche 911 GT3 Cup

Pro-Am

Porsche Lorient Racing

52		1:43.659 P	23.249	41.655	38.755	232.7	10:37:23.349
53		5:37.666 P			6:16.421		10:43:01.015
54		3:39.210	2:26.112	43.357	29.741	209.7	10:46:40.225
55		1:34.065	23.184	41.637	29.244	233.2	10:48:14.290
56		1:34.089	23.054	41.517	29.518	234.7	10:49:48.379
57		1:46.419 P	23.043	42.320	41.056	236.3	10:51:34.798
58		14:27.871	13:17.923	41.121	28.827	236.8	11:06:02.669
59		1:32.763	22.846	41.072	28.845	237.3	11:07:35.432
60		1:33.031	22.802	41.340	28.889	237.3	11:09:08.463
61		1:32.598	22.811	40.974	28.813	236.8	11:10:41.061
62		1:33.074	22.811	41.278	28.985	236.8	11:12:14.135
63		1:32.709	22.781	41.007	28.921	237.3	11:13:46.844





Red Bull Ring
Porsche Carrera Cup France
 Private test
Lap Analysis



56

Frédéric Ancel

Porsche 911 GT3 Cup

59

Maxence Maurice

Porsche 911 GT3 Cup

Pro-Am

Porsche Lorient Racing

Pro-Am

IMSA LS Group Performance

Lap D	Time	Sector 1	Sector 2	Sector 3	T. Spd	Elapsed	Lap D	Time	Sector 1	Sector 2	Sector 3	T. Spd	Elapsed
64	1:45.085 P	23.145	42.137	39.803	236.3	11:15:31.929	39	1:32.710	22.826	41.040	28.844	238.9	10:07:22.786
65	4:47.077	3:35.711	42.223	29.143	223.1	11:20:19.006	40	1:32.540	22.967	40.671	28.902	238.9	10:08:55.326
66	1:34.086	22.843	41.927	29.316	235.2	11:21:53.092	41	1:32.062	22.677	40.777	28.608	240.0	10:10:27.388
67	1:32.501	22.623	40.989	28.889	237.8	11:23:25.593	42	1:41.665 P	22.901	40.997	37.767	239.4	10:12:09.053
68	1:32.309	22.695	40.747	28.867	237.8	11:24:57.902	43	9:23.530	8:10.823	42.998	29.709	215.5	10:21:32.583
69	1:33.235	22.638	41.021	29.576	231.7	11:26:31.137	44	1:33.588	23.058	41.426	29.104	237.3	10:23:06.171
70	1:46.310 P	22.591	40.786	42.933	238.4	11:28:17.447	45	1:33.225	23.014	41.296	28.915	237.3	10:24:39.396
71	6:35.807	5:20.211	43.263	32.333	189.4	11:34:53.254	46	1:32.910	23.016	41.018	28.876	237.8	10:26:12.306
72	1:34.389	23.349	41.753	29.287	233.7	11:36:27.643	47	1:32.877	22.744	40.890	29.243	238.4	10:27:45.183
73	1:33.807	23.284	41.283	29.240	235.8	11:38:01.450	48	1:34.158	23.389	41.543	29.226	237.8	10:29:19.341
74	1:33.811	22.815	41.658	29.338	237.8	11:39:35.261	49	1:33.249	22.937	41.352	28.960	240.0	10:30:52.590
75	1:33.863	22.874	41.692	29.297	236.3	11:41:09.124	50	1:33.570	22.913	41.460	29.197	240.0	10:32:26.160
76	1:58.739 P	25.680	47.160	45.899	191.8	11:43:07.863	51	2:22.344 P	23.051	1:22.812	36.481	240.0	10:34:48.504

59

Maxence Maurice

Porsche 911 GT3 Cup

Pro-Am

IMSA LS Group Performance

Lap D	Time	Sector 1	Sector 2	Sector 3	T. Spd	Elapsed	Lap D	Time	Sector 1	Sector 2	Sector 3	T. Spd	Elapsed
1	8:31:53.951	8:30:07.625	1:04.780	41.546	120.2	8:31:53.951	52	6:45.504	5:30.315	45.203	29.986	191.1	10:41:34.008
2	2:09.925	40.179	52.606	37.140	113.3	8:34:03.876	53	1:34.605	23.178	42.260	29.167	236.3	10:43:08.613
3	1:38.733	24.337	43.631	30.765	207.2	8:35:42.609	54	1:33.972	23.089	41.687	29.196	238.4	10:44:42.585
4	1:38.172	24.088	43.274	30.810	234.7	8:37:20.781	55	1:33.204	23.016	41.233	28.955	238.4	10:46:15.789
5	1:43.377 P	23.270	42.370	37.737	236.3	8:39:04.158	56	1:33.285	22.914	41.218	29.153	238.4	10:47:49.074
6	3:58.500	1:59.366	1:26.985	32.149	230.2	8:43:02.658	57	1:39.186 P	23.012	41.442	34.732	238.9	10:49:28.260
7	1:43.401 P	23.757	43.296	36.348	227.3	8:44:46.059	58	16:45.572	15:35.439	41.228	28.905	235.8	11:06:13.832
8	3:41.875	2:10.918	57.087	33.870	164.8	8:48:27.934	59	1:32.732	22.977	40.957	28.798	237.8	11:07:46.564
9	1:41.074	25.012	44.852	31.210	201.8	8:50:09.008	60	1:32.380	22.874	40.902	28.604	237.8	11:09:18.944
10	1:35.276	23.640	41.850	29.786	236.8	8:51:44.284	61	1:32.383	22.769	41.074	28.540	237.8	11:10:51.327
11	1:34.546	23.445	41.465	29.636	237.8	8:53:18.830	62	1:32.845	22.785	40.799	29.261	238.4	11:12:24.172
12	1:33.485	23.096	41.194	29.195	238.9	8:54:52.315	63	1:38.986 P	22.852	40.824	35.310	237.8	11:14:03.158
13	1:33.548	23.069	41.464	29.015	238.9	8:56:25.863	64	7:36.680	6:25.125	42.139	29.416	218.1	11:21:39.838
14	1:33.826	23.157	41.255	29.414	238.9	8:57:59.689	65	1:33.319	23.355	41.079	28.885	235.8	11:23:13.157
15	1:46.191 P	23.423	41.119	41.649	237.8	8:59:45.880	66	1:32.783	22.815	41.092	28.876	236.8	11:24:45.940
16	3:55.604	2:44.456	41.564	29.584	223.6	9:03:41.484	67	1:33.017	22.814	41.237	28.966	237.8	11:26:18.957
17	1:34.333	23.065	41.541	29.727	240.0	9:05:15.817	68	1:33.795	22.885	42.111	28.799	215.1	11:27:52.752
18	1:33.287	22.918	41.164	29.205	241.6	9:06:49.104	69	1:32.658	22.928	40.969	28.761	236.8	11:29:25.410
19	1:34.103	22.961	41.497	29.645	235.2	9:08:23.207	70	1:34.957	22.820	42.444	29.693	236.3	11:31:00.367
20	1:37.797	23.603	44.464	29.730	237.8	9:10:01.004	71	1:32.817	22.807	41.137	28.873	237.8	11:32:33.184
21	1:34.080	23.115	41.808	29.157	238.9	9:11:35.084	72	1:34.870	22.830	43.255	28.785	237.8	11:34:08.054
22	1:33.637	22.943	41.417	29.277	240.0	9:13:08.721	73	1:40.355	22.969	41.052	36.334	238.4	11:35:48.409
23	1:39.152 P	23.201	41.167	34.784	239.4	9:14:47.873	74	1:33.099	22.995	41.297	28.807	237.8	11:37:21.508
24	5:46.919	4:33.542	43.886	29.491	219.5	9:20:34.792	75	1:32.550	22.843	40.883	28.824	237.3	11:38:54.058
25	1:33.928	23.330	41.406	29.192	238.9	9:22:08.720	76	1:33.174	22.823	41.024	29.327	237.3	11:40:27.232
26	1:33.770	23.202	41.530	29.038	238.4	9:23:42.490	77	1:33.547	23.350	41.192	29.005	233.7	11:42:00.779
27	1:33.092	22.738	41.492	28.862	239.4	9:25:15.582	78	1:33.174	22.877	41.507	28.790	237.3	11:43:33.953
28	1:35.610	23.338	43.143	29.129		9:26:51.192	79	1:39.481 P	22.867	41.152	35.462	238.4	11:45:13.434
29	1:33.588	22.927	41.623	29.038	238.9	9:28:24.780	80	5:57.857	4:46.451	42.100	29.306	219.0	11:51:11.291
30	1:33.324	22.960	41.231	29.133	238.4	9:29:58.104	81	1:42.462 P	23.056	41.598	37.808	235.8	11:52:53.753

66

Gilles Colombani

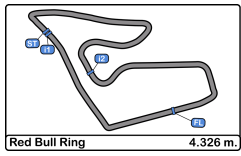
Porsche 911 GT3 Cup

Am

Team Clairet Sport

Lap D	Time	Sector 1	Sector 2	Sector 3	T. Spd	Elapsed	Lap D	Time	Sector 1	Sector 2	Sector 3	T. Spd	Elapsed
1	8:34:18.015	8:32:41.177	59.482	37.356	103.9	8:34:18.015	1	8:34:18.015	8:32:41.177	59.482	37.356	103.9	8:34:18.015
2	1:47.676	27.178	47.579	32.919	187.1	8:36:05.691	2	1:47.676	27.178	47.579	32.919	187.1	8:36:05.691
3	1:39.459	24.105	43.955	31.399	229.2	8:37:45.150	3	1:39.459	24.105	43.955	31.399	229.2	8:37:45.150
4	1:39.456	23.769	43.444	32.243	231.7	8:39:24.606	4	1:39.456	23.769	43.444	32.243	231.7	8:39:24.606
5	1:36.530	23.625	42.675	30.230	235.2	8:41:01.136	5	1:36.530	23.625	42.675	30.230	235.2	8:41:01.136
6	1:35.101	23.325	41.974	29.802	236.3	8:42:36.237	6	1:35.101	23.325	41.974	29.802	236.3	8:42:36.237
7	1:46.296 P	23.226	42.038	41.032	238.4	8:44:22.533	7	1:46.296 P	23.226	42.038	41.032	238.4	8:44:22.533
8	3:58.203	2:44.619	43.095	30.489	216.0	8:48:20.736	8	3:58.203	2:44.619	43.095	30.489	216.0	8:48:20.736





Red Bull Ring
Porsche Carrera Cup France
 Private test
Lap Analysis



66

Gilles Colombani

Porsche 911 GT3 Cup

66

Gilles Colombani

Porsche 911 GT3 Cup

Am

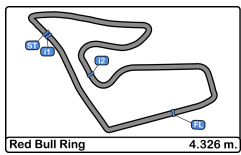
Team Claret Sport

Am

Team Claret Sport

Lap	D	Time	Sector 1	Sector 2	Sector 3	T. Spd	Elapsed	Lap	D	Time	Sector 1	Sector 2	Sector 3	T. Spd	Elapsed
9		1:37.279	23.298	43.939	30.042	234.7	8:49:58.015	64		5:36.874	4:21.402	45.022	30.450	200.7	11:49:27.824
10		1:34.548	23.163	41.730	29.655	237.8	8:51:32.563	65		1:41.088	23.743	47.239	30.106	233.2	11:51:08.912
11		1:33.961	22.825	41.541	29.595	238.9	8:53:06.524	66		1:34.147	22.953	41.670	29.524	234.2	11:52:43.059
12		1:34.548	22.975	41.672	29.901	233.7	8:54:41.072	67		1:34.149	22.941	41.783	29.425	237.3	11:54:17.208
13		1:47.711 P	22.983	41.676	43.052	237.3	8:56:28.783	68		1:34.464	23.445	41.656	29.363	235.8	11:55:51.672
14		23:25.855	22:07.398	46.289	32.168	206.1	9:19:54.638	69		1:52.658 P	23.353	41.971	47.334	235.8	11:57:44.330
15		1:41.294	24.195	44.100	32.999	219.9	9:21:35.932	73 Sébastien Poisson Porsche 911 GT3 Cup							
16		1:38.778	23.750	43.516	31.512	234.7	9:23:14.710	Am ABM							
17		1:37.535	23.640	42.881	31.014	228.8	9:24:52.245	Lap	D	Time	Sector 1	Sector 2	Sector 3	T. Spd	Elapsed
18		1:36.902	23.810	42.076	31.016		9:26:29.147	1		8:34:22.953	8:32:47.231	58.344	37.378	105.0	8:34:22.953
19		1:36.426	23.295	42.486	30.645	235.2	9:28:05.573	2		1:51.456	29.933	48.609	32.914	165.3	8:36:14.409
20		1:36.029	23.275	42.253	30.501	235.8	9:29:41.602	3		1:41.346	24.410	45.193	31.743	208.8	8:37:55.755
21		1:36.555	23.456	42.814	30.285	237.8	9:31:18.157	4		1:39.611	23.734	44.875	31.002	209.7	8:39:35.366
22		1:41.664	22.924	47.133	31.607	238.4	9:32:59.821	5		1:38.011	23.733	43.808	30.470	216.0	8:41:13.377
23		1:36.294	23.371	42.585	30.338	227.8	9:34:36.115	6		1:36.293	23.321	42.961	30.011	224.0	8:42:49.670
24		1:36.685	23.422	43.409	29.854	232.7	9:36:12.800	7		1:35.948	23.552	42.539	29.857	229.7	8:44:25.618
25		1:34.421	22.761	41.960	29.700	240.0	9:37:47.221	8		1:35.379	23.329	42.427	29.623	233.2	8:46:00.997
26		1:34.608	22.798	42.091	29.719	238.4	9:39:21.829	9		1:35.525	23.350	42.226	29.949	236.8	8:47:36.522
27		1:34.755	23.102	41.974	29.679	231.2	9:40:56.584	10		1:47.645 P	23.589	42.249	41.807	224.0	8:49:24.167
28		1:54.023 P	23.109	41.978	48.936	229.2	9:42:50.607	11		6:09.604	4:56.006	43.718	29.880	210.1	8:55:33.771
29		8:22.298	6:56.017	49.626	36.655	181.2	9:51:12.905	12		1:35.700	23.334	42.608	29.758	230.2	8:57:09.471
30		1:43.847	26.281	46.710	30.856	202.6	9:52:56.752	13		1:35.288	23.497	42.135	29.656	235.2	8:58:44.759
31		1:35.482	23.160	42.516	29.806	233.2	9:54:32.234	14		1:34.762	23.265	41.902	29.595	236.3	9:00:19.521
32		1:51.526	40.116	41.689	29.721	228.8	9:56:23.760	15		1:34.758	23.082	42.065	29.611	232.7	9:01:54.279
33		1:54.076 P	22.931	41.621	49.524	238.9	9:58:17.836	16		1:34.397	22.994	41.912	29.491	236.8	9:03:28.676
34		8:16.618 P			9:06.142		10:06:34.454	17		1:33.837	22.849	41.783	29.205	234.7	9:05:02.513
35		4:25.132	3:11.926	43.084	30.122	206.5	10:10:59.586	18		1:35.576	23.744	42.503	29.329	192.1	9:06:38.089
36		1:34.718	22.936	42.071	29.711	236.3	10:12:34.304	19		1:35.138	22.753	42.018	30.367	237.8	9:08:13.227
37		6:15.388 P	22.928	5:06.712	45.748	237.8	10:18:49.692	20		1:34.068	22.775	41.840	29.453	238.4	9:09:47.295
38		5:44.250	4:29.991	43.588	30.671	202.2	10:24:33.942	21		1:34.731	22.855	42.155	29.721	238.4	9:11:22.026
39		1:36.003	23.424	42.534	30.045	230.2	10:26:09.945	22		1:44.464 P	23.644	42.281	38.539	219.5	9:13:06.490
40		1:35.072	22.962	42.077	30.033	237.3	10:27:45.017	23		10:53.158	9:41.172	42.585	29.401	220.8	9:23:59.648
41		1:36.753	24.527	42.136	30.090	233.7	10:29:21.770	24		1:35.531	24.002	41.899	29.630		9:25:35.179
42		1:34.009	22.770	41.624	29.615	238.4	10:30:55.779	25		1:34.525	22.951	42.057	29.517	235.8	9:27:09.704
43		1:34.916	22.874	41.642	30.400	239.4	10:32:30.695	26		1:55.933	43.891	42.699	29.343	219.0	9:29:05.637
44		1:34.015	22.988	41.694	29.333	240.0	10:34:04.710	27		1:47.989 P	23.032	42.630	42.327	235.8	9:30:53.626
45		1:34.811	22.921	42.069	29.821	230.7	10:35:39.521	28		27:57.566 P			28:39.893		9:58:51.192
46		1:35.439	23.265	42.731	29.443	225.0	10:37:14.960	29		2:05.354	47.786	46.936	30.632	194.2	10:00:56.546
47		1:33.678	22.785	41.539	29.354	239.4	10:38:48.638	30		1:35.241	23.323	42.381	29.537	234.7	10:02:31.787
48		1:33.643	22.679	41.478	29.486	240.0	10:40:22.281	31		1:35.383	23.543	42.163	29.677	234.7	10:04:07.170
49		1:34.174	22.888	41.344	29.942	238.9	10:41:56.455	32		1:35.193	23.785	41.982	29.426	238.9	10:05:42.363
50		2:08.912 P	27.834	52.720	48.358	147.7	10:44:05.367	33		1:36.111	23.010	43.474	29.627	239.4	10:07:18.474
51		36:33.360	35:16.276	44.826	32.258	196.0	11:20:38.727	34		1:33.833	22.934	41.866	29.033	240.0	10:08:52.307
52		1:40.626	24.595	42.683	33.348	230.7	11:22:19.353	35		1:33.936	23.039	41.724	29.173	240.0	10:10:26.243
53		1:41.194	24.011	45.996	31.187	213.0	11:24:00.547	36		1:35.301	22.893	43.093	29.315	238.9	10:12:01.544
54		1:36.026	23.878	42.294	29.854	236.3	11:25:36.573	37		1:34.182	23.057	41.971	29.154	238.9	10:13:35.726
55		1:47.593 P	24.600	42.522	40.471	225.9	11:27:24.166	38		1:49.869 P	23.133	43.194	43.542	238.4	10:15:25.595
56		4:28.890	3:08.606	46.803	33.481	187.8	11:31:53.056	39		10:40.475	9:12.639	54.452	33.384	131.5	10:26:06.070
57		1:42.615	25.511	45.904	31.200	205.7	11:33:35.671	40		1:36.662	23.948	43.158	29.556	223.6	10:27:42.732
58		1:37.067	23.321	41.732	32.014	235.8	11:35:12.738	41		1:34.695	23.212	42.189	29.294	237.3	10:29:17.427
59		1:34.983	23.274	41.827	29.882	230.2	11:36:47.721	42		1:34.169	23.034	41.971	29.164	235.2	10:30:51.596
60		1:33.305	22.952	41.220	29.133	235.8	11:38:21.026	43		1:33.961	22.982	41.804	29.175	236.3	10:32:25.557
61		1:33.558	22.788	41.388	29.382	236.3	11:39:54.584	44		1:33.935	22.980	41.692	29.263	237.8	10:33:59.492
62		1:45.717	22.736	52.354	30.627	238.9	11:41:40.301	45		2:00.101 P	23.876	57.677	38.548	237.8	10:35:59.593
63		2:10.649 P	23.600	1:05.851	41.198	232.7	11:43:50.950								





Red Bull Ring
Porsche Carrera Cup France
 Private test
Lap Analysis



73

Sébastien Poisson

Porsche 911 GT3 Cup

74

Victor Blugeon

Porsche 911 GT3 Cup

Am							ABM		Pro		ABM				
Lap	D	Time	Sector 1	Sector 2	Sector 3	T. Spd	Elapsed	Lap	D	Time	Sector 1	Sector 2	Sector 3	T. Spd	Elapsed
46		4:14.555	3:00.252	44.225	30.078	194.2	10:40:14.148	22		1:33.292	22.781	41.569	28.942	238.9	9:23:39.596
47		1:36.171	24.637	42.482	29.052	228.3	10:41:50.319	23		1:33.704	22.786	41.783	29.135	238.9	9:25:13.300
48		1:34.917	23.054	42.564	29.299	238.9	10:43:25.236	24		1:33.155	23.301	40.850	29.004		9:26:46.455
49		1:34.289	23.041	42.122	29.126	236.3	10:44:59.525	25		1:41.225 P	23.057	41.429	36.739	235.8	9:28:27.680
50		1:33.570	22.808	41.814	28.948	238.9	10:46:33.095	26		1:02:17.599 P			1:02:54.338		10:30:45.279
51		1:33.809	22.916	41.792	29.101	238.4	10:48:06.904	27		2:17.179	51.717	51.947	33.515	170.3	10:33:02.458
52		1:34.342	22.918	41.941	29.483	239.4	10:49:41.246	28		1:35.718	23.328	42.887	29.503	216.8	10:34:38.176
53		1:33.691	22.890	41.716	29.085	241.0	10:51:14.937	29		1:34.359	23.152	41.905	29.302	235.2	10:36:12.535
54		1:34.310	22.936	42.143	29.231	240.0	10:52:49.247	30		1:33.943	23.016	41.636	29.291	236.8	10:37:46.478
55		1:34.326	22.853	41.890	29.583	240.0	10:54:23.573	31		1:33.861	22.941	41.658	29.262	236.3	10:39:20.339
56		1:44.367 P	22.929	41.840	39.598	241.0	10:56:07.940	32		1:36.758	23.314	44.261	29.183	235.2	10:40:57.097
57		28:46.809 P			29:26.407		11:24:54.749	33		1:33.364	22.814	41.386	29.164	236.8	10:42:30.461
58		3:14.719	1:48.570	52.328	33.821	179.4	11:28:09.468	34		1:40.439 P	23.104	41.397	35.938	236.8	10:44:10.900
59		1:38.121	25.689	42.996	29.436	215.1	11:29:47.589	35		7:00.893	5:48.790	42.727	29.376	197.8	10:51:11.793
60		1:34.126	22.911	41.880	29.335	236.8	11:31:21.715	36		1:33.792	22.998	41.565	29.229	235.8	10:52:45.585
61		1:33.419	22.887	41.255	29.277	238.4	11:32:55.134	37		1:33.312	22.912	41.400	29.000	236.8	10:54:18.897
62		1:33.444	22.961	41.326	29.157	238.9	11:34:28.578	38		1:39.974 P	23.002	41.686	35.286	235.8	10:55:58.871
63		1:33.319	22.923	41.571	28.825	237.3	11:36:01.897	39		8:51.972 P	7:31.329	41.555	39.088	226.8	11:04:50.843
64		1:33.269	22.714	41.446	29.109	237.8	11:37:35.166	40		4:46.729	3:28.314	48.598	29.817	169.5	11:09:37.572
65		1:46.723 P	24.183	41.594	40.946	236.3	11:39:21.889	41		1:34.343	23.003	41.897	29.443	233.2	11:11:11.915
66		4:28.999	3:17.964	42.021	29.014	231.2	11:43:50.888	42		1:32.986	22.816	41.305	28.865	236.3	11:12:44.901
67		1:33.625	22.841	41.679	29.105	238.9	11:45:24.513	43		1:32.432	22.795	41.057	28.580	237.3	11:14:17.333
68		1:33.455	22.984	41.430	29.041	240.0	11:46:57.968	44		1:32.389	22.760	40.922	28.707	237.8	11:15:49.722
69		1:33.691	22.776	41.815	29.100	240.0	11:48:31.659	45		1:32.557	22.911	40.815	28.831	237.8	11:17:22.279
70		1:33.583	22.818	41.561	29.204	240.0	11:50:05.242	46		1:32.519	22.752	41.069	28.698	237.8	11:18:54.798
71		1:34.013	22.823	41.696	29.494	240.0	11:51:39.255	47		1:32.910	22.787	41.079	29.044	236.8	11:20:27.708
72		1:33.174	22.698	41.420	29.056	241.0	11:53:12.429	48		1:40.391 P	22.821	41.099	36.471	238.9	11:22:08.099
73		1:33.798	22.976	41.903	28.919	239.4	11:54:46.227	49		13:08.638 P			13:45.109		11:35:16.737
74		1:34.128	22.845	42.306	28.977	239.4	11:56:20.355	50		2:37.160	1:26.029	42.046	29.085	218.6	11:37:53.897
75		1:56.766 P	25.978	47.325	43.463	169.2	11:58:17.121	51		1:33.223	23.029	41.271	28.923	234.7	11:39:27.120

74

Victor Blugeon

Porsche 911 GT3 Cup

Pro

ABM

Lap	D	Time	Sector 1	Sector 2	Sector 3	T. Spd	Elapsed	Lap	D	Time	Sector 1	Sector 2	Sector 3	T. Spd	Elapsed
1		8:35:28.451	8:33:55.949	57.449	35.053	142.1	8:35:28.451	52		1:32.819	22.867	41.079	28.873	235.8	11:40:59.939
2		1:53.218	28.658	49.786	34.774	181.5	8:37:21.669	53		1:32.784	22.784	41.065	28.935	235.8	11:42:32.723
3		1:40.131	23.864	45.933	30.334	216.0	8:39:01.800	54		1:33.620	23.621	41.081	28.918	237.3	11:44:06.343
4		1:36.966	23.789	42.925	30.252	223.6	8:40:38.766	55		1:32.746	22.804	41.096	28.846	237.3	11:45:39.089
5		1:35.698	23.391	42.583	29.724	228.8	8:42:14.464	56		1:32.932	22.783	41.360	28.789	238.4	11:47:12.021
6		1:35.047	23.350	42.109	29.588	233.2	8:43:49.511	57		1:33.326	22.833	41.452	29.041	237.8	11:48:45.347
7		1:43.786 P	23.301	42.025	38.460	227.3	8:45:33.297	58		1:32.760	22.700	41.102	28.958	238.9	11:50:18.107
8		2:00.155 P	41.945	42.020	36.190	225.0	8:47:33.452	59		1:40.104 P	22.848	41.186	36.070	237.8	11:51:58.211

76

Louis Perrot

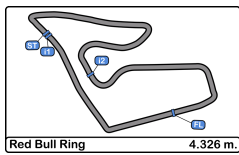
Porsche 911 GT3 Cup

Pro

IMSA LS Group Performance

Lap	D	Time	Sector 1	Sector 2	Sector 3	T. Spd	Elapsed	Lap	D	Time	Sector 1	Sector 2	Sector 3	T. Spd	Elapsed
1		8:30:44.373	8:29:12.022	54.802	37.549	132.5	8:30:44.373	1		8:30:44.373	8:29:12.022	54.802	37.549	132.5	8:30:44.373
2		1:44.933	28.751	45.133	31.049	188.8	8:32:29.306	2		1:44.933	28.751	45.133	31.049	188.8	8:32:29.306
3		1:37.757	23.931	43.972	29.854	194.9	8:34:07.063	3		1:37.757	23.931	43.972	29.854	194.9	8:34:07.063
4		1:35.569	23.221	42.481	29.867	216.4	8:35:42.632	4		1:35.569	23.221	42.481	29.867	216.4	8:35:42.632
5		1:34.419	23.140	42.114	29.165	236.3	8:37:17.051	5		1:34.419	23.140	42.114	29.165	236.3	8:37:17.051
6		1:33.602	22.873	41.705	29.024	237.8	8:38:50.653	6		1:33.602	22.873	41.705	29.024	237.8	8:38:50.653
7		1:33.660	22.915	41.352	29.393	238.4	8:40:24.313	7		1:33.660	22.915	41.352	29.393	238.4	8:40:24.313
8		1:33.005	22.832	41.266	28.907	237.8	8:41:57.318	8		1:33.005	22.832	41.266	28.907	237.8	8:41:57.318
9		1:33.058	22.830	41.269	28.959	238.4	8:43:30.376	9		1:33.058	22.830	41.269	28.959	238.4	8:43:30.376
10		1:32.801	22.763	41.149	28.889	239.4	8:45:03.177	10		1:32.801	22.763	41.149	28.889	239.4	8:45:03.177
11		1:33.059	22.747	41.291	29.021	240.0	8:46:36.236	11		1:33.059	22.747	41.291	29.021	240.0	8:46:36.236
12		1:45.451 P	23.012	41.438	41.001	234.2	8:48:21.687	12		1:45.451 P	23.012	41.438	41.001	234.2	8:48:21.687
13		4:50.629	3:39.085	42.401	29.143	189.4	8:53:12.316	13		4:50.629	3:39.085	42.401	29.143	189.4	8:53:12.316





Red Bull Ring
Porsche Carrera Cup France
 Private test
Lap Analysis



76

Louis Perrot

Porsche 911 GT3 Cup

76

Louis Perrot

Porsche 911 GT3 Cup

Pro

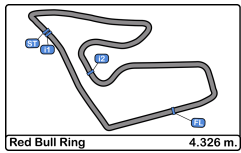
IMSA LS Group Performance

Pro

IMSA LS Group Performance

Lap	D	Time	Sector 1	Sector 2	Sector 3	T. Spd	Elapsed	Lap	D	Time	Sector 1	Sector 2	Sector 3	T. Spd	Elapsed
14		1:32.739	22.736	41.273	28.730	238.4	8:54:45.055	69		1:31.207	22.470	40.545	28.192	238.9	11:39:30.580
15		1:32.706	22.703	41.196	28.807	239.4	8:56:17.761	70		1:31.454	22.602	40.524	28.328	238.9	11:41:02.034
16		1:32.679	22.615	41.172	28.892	239.4	8:57:50.440	71		1:31.013	22.394	40.287	28.332	241.0	11:42:33.047
17		1:32.529	22.799	41.059	28.671	238.9	8:59:22.969	72		1:31.415	22.477	40.544	28.394	240.5	11:44:04.462
18		1:32.403	22.571	41.123	28.709	240.0	9:00:55.372	73		1:31.486	22.464	40.515	28.507	239.4	11:45:35.948
19		1:37.150	22.685	43.807	30.658	236.8	9:02:32.522	74		1:31.505	22.449	40.716	28.340	241.0	11:47:07.453
20		1:40.434	23.722	47.841	28.871	237.8	9:04:12.956	75		1:31.602	22.500	40.564	28.538	241.0	11:48:39.055
21		1:32.693	22.653	41.362	28.678	239.4	9:05:45.649	76		1:31.660	22.571	40.642	28.447	240.5	11:50:10.715
22		1:43.064 P	22.708	43.125	37.231	210.9	9:07:28.713	77		1:41.808 P	22.567	41.096	38.145	240.5	11:51:52.523
23		4:48.074	3:36.291	42.643	29.140	204.5	9:12:16.787	77 Jérémie Sarhy Porsche 911 GT3 Cup							
24		1:33.095	22.699	41.573	28.823	238.9	9:13:49.882								
25		1:32.532	22.710	41.188	28.634	240.0	9:15:22.414	Pro Racing Technology							
26		1:32.807	22.838	41.301	28.668	239.4	9:16:55.221								
27		1:32.319	22.560	40.985	28.774	239.4	9:18:27.540	1		8:30:22.160	8:28:47.749	58.706	35.705	144.0	8:30:22.160
28		1:32.442	22.600	41.052	28.790	241.0	9:19:59.982	2		1:51.677	32.237	47.627	31.813	177.3	8:32:13.837
29		1:33.743	22.561	41.905	29.277	241.0	9:21:33.725	3		1:39.944	24.634	44.849	30.461	184.9	8:33:53.781
30		1:41.985 P	22.521	42.951	36.513	241.6	9:23:15.710	4		1:37.062	24.044	43.237	29.781	210.9	8:35:30.843
31		37:21.836	35:53.365	52.735	35.736	161.4	10:00:37.546	5		1:35.534	23.511	42.304	29.719	228.8	8:37:06.377
32		1:45.931	29.324	45.992	30.615	183.0	10:02:23.477	6		1:34.979	23.185	42.329	29.465	235.8	8:38:41.356
33		1:34.109	23.383	41.756	28.970	226.8	10:03:57.586	7		1:34.514	23.056	41.982	29.476	239.4	8:40:15.870
34		1:31.883	22.571	40.784	28.528	239.4	10:05:29.469	8		1:33.882	22.942	41.590	29.350	240.0	8:41:49.752
35		1:32.067	22.677	40.995	28.395	238.4	10:07:01.536	9		1:43.243 P	23.021	41.728	38.494	239.4	8:43:32.995
36		1:31.217	22.385	40.503	28.329	240.5	10:08:32.753	10		3:44.045	2:32.894	42.132	29.019	201.1	8:47:17.040
37		1:32.631	22.445	41.901	28.285	240.0	10:10:05.384	11		1:33.659	23.101	41.630	28.928	237.8	8:48:50.699
38		1:31.626	22.456	40.662	28.508	241.0	10:11:37.010	12		1:33.733	23.051	41.574	29.108	238.4	8:50:24.432
39		1:31.373	22.448	40.472	28.453	240.5	10:13:08.383	13		1:33.505	22.982	41.382	29.141	238.9	8:51:57.937
40		1:34.334	22.459	41.851	30.024	241.0	10:14:42.717	14		1:33.640	22.892	41.426	29.322	240.5	8:53:31.577
41		2:45.655 P	28.008	1:12.997	1:04.650	121.6	10:17:28.372	15		1:33.390	22.975	41.600	28.815	240.0	8:55:04.967
42		8:51.343	7:36.594	43.278	31.471	219.5	10:26:19.715	16		1:32.890	22.815	41.259	28.816	241.0	8:56:37.857
43		1:32.441	22.828	41.034	28.579	237.8	10:27:52.156	17		1:32.890	22.718	41.465	28.707	240.5	8:58:10.747
44		1:32.525	22.562	41.044	28.919	240.0	10:29:24.681	18		1:43.438 P	22.729	41.344	39.365	241.0	8:59:54.185
45		1:32.343	22.964	40.845	28.534	240.0	10:30:57.024	19		3:38.809	2:27.176	42.501	29.132	187.1	9:03:32.994
46		1:32.796	22.678	41.010	29.108	241.0	10:32:29.820	20		1:33.460	22.692	41.648	29.120	241.0	9:05:06.454
47		1:32.163	22.557	41.001	28.605	240.5	10:34:01.983	21		1:32.605	22.791	41.102	28.712	241.0	9:06:39.059
48		1:40.461 P	22.550	40.990	36.921	240.5	10:35:42.444	22		1:33.313	22.628	41.393	29.292	242.1	9:08:12.372
49		5:12.970	4:02.160	41.891	28.919	205.3	10:40:55.414	23		1:33.117	22.671	41.271	29.175	241.0	9:09:45.489
50		1:32.774	22.614	41.296	28.864	238.9	10:42:28.188	24		1:32.670	22.749	41.161	28.760	241.6	9:11:18.159
51		1:32.828	23.164	41.064	28.600	237.8	10:44:01.016	25		1:34.135	22.710	42.191	29.234	241.6	9:12:52.294
52		1:32.028	22.584	40.787	28.657	239.4	10:45:33.044	26		1:32.618	22.640	41.108	28.870	241.0	9:14:24.912
53		1:31.997	22.562	41.095	28.340	240.0	10:47:05.041	27		1:51.236 P	24.261	47.829	39.146	172.8	9:16:16.148
54		1:32.071	22.461	40.980	28.630	241.6	10:48:37.112	28		25:55.135	24:25.265	53.599	36.271	126.9	9:42:11.283
55		1:32.074	22.613	40.744	28.717	241.0	10:50:09.186	29		1:43.895	28.386	45.645	29.864	204.1	9:43:55.178
56		1:38.637 P	22.552	40.748	35.337	240.5	10:51:47.823	30		1:34.057	23.027	41.738	29.292	237.8	9:45:29.235
57		21:06.885	19:54.013	43.853	29.019	201.1	11:12:54.708	31		1:33.563	22.911	41.739	28.913	236.8	9:47:02.798
58		1:34.013	23.768	41.534	28.711	232.2	11:14:28.721	32		1:33.243	22.882	41.483	28.878	238.9	9:48:36.041
59		1:33.449	22.705	41.167	29.577	238.9	11:16:02.170	33		1:32.769	22.810	41.120	28.839	238.9	9:50:08.810
60		1:32.461	22.753	41.038	28.670	238.9	11:17:34.631	34		1:32.201	22.655	40.911	28.635	240.0	9:51:41.011
61		1:32.403	22.633	41.083	28.687	238.9	11:19:07.034	35		1:32.229	22.638	40.890	28.701	240.0	9:53:13.240
62		1:32.391	22.593	40.914	28.884	240.5	11:20:39.425	36		1:31.993	22.549	40.804	28.640	240.5	9:54:45.233
63		1:32.499	22.540	40.980	28.979	241.0	11:22:11.924	37		1:46.428 P	24.119	41.068	41.241	237.3	9:56:31.661
64		1:32.203	22.747	40.793	28.663	238.9	11:23:44.127	38		10:01.943	8:49.801	43.016	29.126	190.1	10:06:33.604
65		1:40.680 P	22.701	41.165	36.814	238.9	11:25:24.807	39		1:32.937	22.818	41.327	28.792	237.8	10:08:06.541
66		9:17.149	7:54.135	49.467	33.547	179.4	11:34:41.956	40		1:34.313	22.676	42.930	28.707	238.9	10:09:40.854
67		1:41.184	28.441	42.870	29.873	197.0	11:36:23.140	41		1:32.357	22.600	40.947	28.810	239.4	10:11:13.211
68		1:36.233	22.850	41.128	32.255	238.4	11:37:59.373	42		1:32.174	22.629	40.807	28.738	240.0	10:12:45.385





Red Bull Ring
Porsche Carrera Cup France
 Private test
Lap Analysis



77

Jérémy Sarhy

Porsche 911 GT3 Cup

78

Dominique Bastien

Porsche 911 GT3 Cup

Pro Racing Technology Am Speedlover

Lap D	Time	Sector 1	Sector 2	Sector 3	T. Spd	Elapsed	Lap D	Time	Sector 1	Sector 2	Sector 3	T. Spd	Elapsed
43	1:44.434 P	22.744	40.889	40.801	239.4	10:14:29.819	20	1:36.559	23.384	43.068	30.107	234.7	9:55:37.611
44	6:29.881	5:16.888	43.596	29.397	169.5	10:20:59.700	21	1:36.485	23.604	42.632	30.249	234.7	9:57:14.096
45	1:33.028	22.757	41.108	29.163	238.9	10:22:32.728	22	1:35.648	23.262	42.340	30.046	236.3	9:58:49.744
46	1:32.252	22.683	40.794	28.775	240.0	10:24:04.980	23	1:45.187	24.140	48.779	32.268	227.8	10:00:34.931
47	1:43.111 P	22.658	41.011	39.442	240.0	10:25:48.091	24	1:36.721	23.449	42.873	30.399	235.2	10:02:11.652
48	7:07.336	5:56.298	42.027	29.011	201.4	10:32:55.427	25	1:39.422	23.369	45.338	30.715	231.7	10:03:51.074
49	1:32.903	22.694	41.195	29.014	240.0	10:34:28.330	26	1:37.610	23.234	43.605	30.771	236.3	10:05:28.684
50	1:32.110	22.534	40.929	28.647	240.0	10:36:00.440	27	1:36.588	23.317	43.406	29.865	227.3	10:07:05.272
51	1:32.073	22.595	40.765	28.713	241.0	10:37:32.513	28	1:36.655	23.109	43.036	30.510	231.7	10:08:41.927
52	1:41.777 P	22.732	41.732	37.313	239.4	10:39:14.290	29	1:50.574 P	23.215	43.892	43.467	237.3	10:10:32.501
53	6:27.045	5:15.220	42.883	28.942	189.1	10:45:41.335	30	17:02.785	15:45.824	46.161	30.800	200.0	10:27:35.286
54	1:32.265	22.704	40.970	28.591	238.9	10:47:13.600	31	1:37.550	23.835	43.276	30.439	229.7	10:29:12.836
55	1:32.526	22.612	40.901	29.013	240.0	10:48:46.126	32	1:36.964	23.453	43.026	30.485	235.2	10:30:49.800
56	1:42.753 P	22.586	41.109	39.058	240.5	10:50:28.879	33	1:40.123	23.502	44.976	31.645	234.2	10:32:29.923
57	21:16.259	19:46.991	54.692	34.576	124.2	11:11:45.138	34	1:39.326	26.040	43.219	30.067	221.3	10:34:09.249
58	1:46.236	28.189	47.823	30.224	196.0	11:13:31.374	35	1:36.656	23.415	42.934	30.307	233.7	10:35:45.905
59	1:33.928	23.245	41.679	29.004	235.2	11:15:05.302	36	1:36.385	23.332	43.022	30.031	225.9	10:37:22.290
60	1:32.068	22.675	40.967	28.426	238.9	11:16:37.370	37	1:35.737	23.191	42.700	29.846	237.8	10:38:58.027
61	1:31.733	22.628	40.513	28.592	239.4	11:18:09.103	38	1:36.038	23.224	43.159	29.655	236.8	10:40:34.065
62	1:32.109	22.662	40.896	28.551	238.9	11:19:41.212	39	1:36.123	23.107	43.248	29.768	237.3	10:42:10.188
63	1:31.767	22.481	40.753	28.533	239.4	11:21:12.979	40	1:35.918	23.165	42.623	30.130	238.4	10:43:46.106
64	1:45.022 P	22.599	40.672	41.751	238.9	11:22:58.001	41	1:36.428	23.654	43.318	29.456	236.3	10:45:22.534
65	14:01.876	12:50.556	42.436	28.884	181.5	11:36:59.877	42	1:35.002	23.237	42.266	29.499	235.8	10:46:57.536
66	1:31.883	22.643	40.800	28.440	236.3	11:38:31.760	43	1:34.739	23.098	42.180	29.461	237.3	10:48:32.275
67	1:32.697	22.677	41.352	28.668	237.8	11:40:04.457	44	1:52.176 P	23.194	42.678	46.304	236.8	10:50:24.451
68	1:41.392 P	22.665	40.639	38.088	238.4	11:41:45.849	45	32:10.640 P			32:56.944		11:22:35.091
69	5:06.007	3:54.560	42.719	28.728	196.0	11:46:51.856	46	2:09.006	48.237	48.383	32.386	176.7	11:24:44.097
70	1:32.027	22.572	40.879	28.576	239.4	11:48:23.883	47	1:41.280	25.848	44.950	30.482	211.7	11:26:25.377
71	1:39.490 P	22.571	40.833	36.086	240.0	11:50:03.373	48	1:37.390	23.450	42.736	31.204	234.7	11:28:02.767
72	4:00.199	2:49.813	41.663	28.723	206.5	11:54:03.572	49	1:36.058	23.684	42.426	29.948	234.7	11:29:38.825
73	1:32.367	22.701	40.907	28.759	237.8	11:55:35.939	50	1:36.364	23.267	43.271	29.826	236.8	11:31:15.189
74	1:46.651 P	22.727	40.838	43.086	238.9	11:57:22.590	51	1:35.211	23.203	42.211	29.797	236.8	11:32:50.400
							52	2:41.100	23.297	42.048	1:35.755	236.8	11:35:31.500
							53	2:16.635 P	33.632	55.585	47.418	164.8	11:37:48.135
							54	7:13.495	5:48.484	52.025	32.986	128.7	11:45:01.630
							55	1:40.430	24.739	44.962	30.729	213.8	11:46:42.060
							56	1:37.793	24.121	43.302	30.370	233.7	11:48:19.853
							57	1:43.283	23.609	48.763	30.911	226.4	11:50:03.136
							58	1:51.479	23.609	51.902	35.968	228.3	11:51:54.615
							59	1:37.286	23.842	43.428	30.016	232.7	11:53:31.901
							60	1:52.849 P	23.612	44.333	44.904	231.2	11:55:24.750

78

Dominique Bastien

Porsche 911 GT3 Cup

Am Speedlover

Lap D	Time	Sector 1	Sector 2	Sector 3	T. Spd	Elapsed	Lap D	Time	Sector 1	Sector 2	Sector 3	T. Spd	Elapsed
1	9:01:07.725	8:59:31.914	57.917	37.894	152.9	9:01:07.725	56	1:37.793	24.121	43.302	30.370	233.7	11:48:19.853
2	1:53.199	27.359	51.790	34.050	173.9	9:03:00.924	57	1:43.283	23.609	48.763	30.911	226.4	11:50:03.136
3	1:48.613	26.122	49.363	33.128	192.8	9:04:49.537	58	1:51.479	23.609	51.902	35.968	228.3	11:51:54.615
4	1:44.708	26.810	46.601	31.297	200.7	9:06:34.245	59	1:37.286	23.842	43.428	30.016	232.7	11:53:31.901
5	1:43.628	24.418	47.601	31.609	217.3	9:08:17.873	60	1:52.849 P	23.612	44.333	44.904	231.2	11:55:24.750
6	1:44.462	25.973	45.063	33.426	216.0	9:10:02.335							
7	1:40.404	24.086	45.172	31.146	212.1	9:11:42.739							
8	1:41.491	24.366	44.737	32.388	227.3	9:13:24.230							
9	1:39.467	23.758	43.901	31.808	223.1	9:15:03.697							
10	1:39.823	24.127	44.656	31.040	232.2	9:16:43.520							
11	1:38.816	23.748	44.161	30.907	229.7	9:18:22.336							
12	1:40.724	24.317	43.878	32.529	215.5	9:20:03.060							
13	1:38.771	23.727	43.609	31.435	232.2	9:21:41.831							
14	1:38.494	24.127	43.633	30.734	232.7	9:23:20.325							
15	1:57.071 P	24.243	45.371	47.457	209.7	9:25:17.396							
16	23:45.456	22:25.354	47.952	32.150	182.4	9:49:02.852							
17	1:41.806	25.393	45.166	31.247	229.2	9:50:44.658							
18	1:39.566	23.711	44.131	31.724	211.7	9:52:24.224							
19	1:36.828	23.442	43.213	30.173	235.2	9:54:01.052							

89

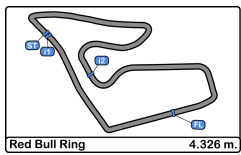
Bashar Mardini

Porsche 911 GT3 Cup

Pro-Am Tsunami RT

Lap D	Time	Sector 1	Sector 2	Sector 3	T. Spd	Elapsed
1	8:39:27.453	8:37:53.977	54.941	38.535	144.0	8:39:27.453
2	1:44.441	27.263	46.844	30.334	210.9	8:41:11.894
3	1:35.697	23.358	42.733	29.606	232.7	8:42:47.591
4	1:34.458	23.190	41.761	29.507	235.8	8:44:22.049
5	1:34.377	23.125	41.975	29.277	237.3	8:45:56.426
6	2:09.075	22.960	1:15.976	30.139	238.4	8:48:05.501
7	1:36.020	23.068	42.169	30.783	235.2	8:49:41.521
8	1:33.951	23.143	41.747	29.061	237.3	8:51:15.472
9	1:33.086	22.809	41.336	28.941	237.8	8:52:48.558
10	1:43.830 P	22.802	41.440	39.588	238.9	8:54:32.388





Red Bull Ring
Porsche Carrera Cup France
 Private test
Lap Analysis



89

Bashar Mardini

Porsche 911 GT3 Cup

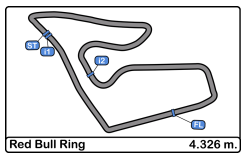
89

Bashar Mardini

Porsche 911 GT3 Cup

Pro-Am							Tsunami RT							Pro-Am							Tsunami RT						
Lap	D	Time	Sector 1	Sector 2	Sector 3	T. Spd	Elapsed	Lap	D	Time	Sector 1	Sector 2	Sector 3	T. Spd	Elapsed	Lap	D	Time	Sector 1	Sector 2	Sector 3	T. Spd	Elapsed				
11		5:18.744	4:07.222	42.288	29.234	224.0	8:59:51.132	66		1:33.166	22.746	41.698	28.722	235.8	11:47:52.846												
12		1:33.662	22.858	41.669	29.135	237.3	9:01:24.794	67		1:32.946	22.649	41.257	29.040	239.4	11:49:25.792												
13		1:33.277	22.857	41.243	29.177	237.3	9:02:58.071	68		1:31.997	22.599	40.884	28.514	238.4	11:50:57.789												
14		1:33.411	22.867	41.549	28.995	238.4	9:04:31.482	69		1:32.051	22.644	40.830	28.577	237.3	11:52:29.840												
15		1:32.969	22.854	41.300	28.815	237.8	9:06:04.451	70		2:13.668 P	27.491	57.274	48.903	142.6	11:54:43.508												
16		1:33.296	22.859	41.433	29.004	238.9	9:07:37.747	96							Zakhar Slutskii												
17		1:45.161 P	22.910	41.685	40.566	238.4	9:09:22.908	Pro							Target Compétition												
18		11:33.296	10:06.493	52.895	33.908	127.9	9:20:56.204	Lap	D	Time	Sector 1	Sector 2	Sector 3	T. Spd	Elapsed												
19		1:37.830	24.959	43.347	29.524	222.2	9:22:34.034	1		9:02:46.972	9:01:29.404	46.868	30.700	178.8	9:02:46.972												
20		1:33.314	22.954	41.489	28.871	236.3	9:24:07.348	2		1:37.331	23.479	44.627	29.225	224.5	9:04:24.303												
21		1:32.715	23.388	40.700	28.627		9:25:40.063	3		1:32.962	23.008	41.208	28.746	237.3	9:05:57.265												
22		1:34.910	23.761	41.537	29.612	233.2	9:27:14.973	4		1:32.414	22.654	40.986	28.774	237.3	9:07:29.679												
23		1:32.315	22.720	40.900	28.695	237.8	9:28:47.288	5		1:38.773 P	22.686	41.254	34.833	236.3	9:09:08.452												
24		1:32.169	22.828	40.856	28.485	237.3	9:30:19.457	6		3:46.897	2:36.694	41.291	28.912	218.6	9:12:55.349												
25		2:09.780 P	22.654	1:05.012	42.114	238.4	9:32:29.237	7		1:33.144	22.644	41.519	28.981	238.4	9:14:28.493												
26		4:40.982 P			5:23.096		9:37:10.219	8		1:32.543	22.613	41.108	28.822	236.8	9:16:01.036												
27		40:43.188 P			46:06.284		10:17:53.407	9		1:32.023	22.625	40.837	28.561	238.4	9:17:33.059												
28		3:06.820	1:47.390	48.464	30.966	177.3	10:21:00.227	10		1:32.615	22.755	40.945	28.915	238.9	9:19:05.674												
29		1:35.305	24.035	42.072	29.198	231.7	10:22:35.532	11		1:32.191	22.623	40.859	28.709	240.0	9:20:37.865												
30		1:33.149	23.040	41.286	28.823	235.2	10:24:08.681	12		1:32.744	22.772	41.245	28.727	235.8	9:22:10.609												
31		1:32.555	22.831	41.176	28.548	237.3	10:25:41.236	13		1:32.509	22.545	41.010	28.954	238.9	9:23:43.118												
32		1:32.789	22.959	41.168	28.662	237.8	10:27:14.025	14		1:33.411	22.556	42.012	28.843	240.0	9:25:16.529												
33		1:32.573	22.897	40.994	28.682	236.3	10:28:46.598	15		1:32.105	22.957	40.567	28.581		9:26:48.634												
34		1:33.772	22.815	41.840	29.117	237.3	10:30:20.370	16		1:32.329	22.619	41.088	28.622	238.4	9:28:20.963												
35		1:33.066	22.846	41.149	29.071	236.8	10:31:53.436	17		1:32.255	22.689	40.883	28.683	238.4	9:29:53.218												
36		1:41.666 P	22.883	41.105	37.678	236.8	10:33:35.102	18		1:32.439	22.591	41.086	28.762	238.9	9:31:25.657												
37		7:47.748	6:35.755	42.781	29.212	220.4	10:41:22.850	19		1:50.713 P	22.555	53.088	35.070	238.9	9:33:16.370												
38		1:33.327	22.948	41.459	28.920	237.3	10:42:56.177	20		29:33.570	28:18.380	45.239	29.951	204.9	10:02:49.940												
39		1:32.879	22.806	41.171	28.902	237.3	10:44:29.056	21		1:34.371	23.073	42.340	28.958	234.7	10:04:24.311												
40		1:32.659	22.768	41.117	28.774	238.4	10:46:01.715	22		1:32.834	22.783	41.288	28.763	237.8	10:05:57.145												
41		1:32.965	22.896	41.139	28.930	237.3	10:47:34.680	23		1:32.055	22.571	40.898	28.586	238.9	10:07:29.200												
42		1:33.565	22.786	41.712	29.067	237.8	10:49:08.245	24		1:32.179	22.566	40.957	28.656	237.3	10:09:01.379												
43		1:32.557	22.793	41.078	28.686	238.4	10:50:40.802	25		1:38.119 P	22.589	40.923	34.607	240.5	10:10:39.498												
44		1:32.473	22.718	41.081	28.674	237.8	10:52:13.275	26		9:59.728	8:44.559	45.263	29.906	177.6	10:20:39.226												
45		1:32.639	22.798	41.165	28.676	237.3	10:53:45.914	27		1:33.524	23.272	41.630	28.622	234.2	10:22:12.750												
46		3:37.767 P	2:15.760	42.847	39.160	218.6	10:57:23.681	28		1:37.048	22.645	40.997	33.406	238.4	10:23:49.798												
47		8:53.354	7:41.315	42.952	29.087	207.6	11:06:17.035	29		1:36.820	22.586	45.457	28.777	238.9	10:25:26.618												
48		1:32.993	22.821	41.377	28.795	237.8	11:07:50.028	30		1:32.143	22.573	40.933	28.637	237.8	10:26:58.761												
49		1:32.608	22.700	41.197	28.711	237.8	11:09:22.636	31		1:31.343	22.476	40.630	28.237	238.9	10:28:30.104												
50		1:32.414	22.656	41.014	28.744	238.9	11:10:55.050	32		1:42.962 P	22.668	40.844	39.450	239.4	10:30:13.066												
51		1:41.252 P	22.728	41.170	37.354	238.4	11:12:36.302	33		1:13:58.206 P			1:14:37.656		11:44:11.272												
52		4:14.238	2:55.374	47.299	31.565	168.7	11:16:50.540	34		2:15.839	1:03.935	42.518	29.386	213.4	11:46:27.111												
53		1:39.994	23.284	45.889	30.821	234.7	11:18:30.534	35		1:32.879	22.802	41.357	28.720	236.3	11:47:59.990												
54		1:32.351	22.848	40.908	28.595	237.3	11:20:02.885	36		1:32.443	22.695	41.182	28.566	238.9	11:49:32.433												
55		1:34.584	22.588	40.803	31.193	237.8	11:21:37.469	37		1:39.215 P	22.594	40.995	35.626	237.8	11:51:11.648												
56		1:32.115	22.726	40.812	28.577	238.4	11:23:09.584	38		3:23.290	2:13.414	41.154	28.722	233.2	11:54:34.938												
57		1:47.498 P	22.519	42.886	42.093	239.4	11:24:57.082	39		1:32.385	22.697	41.038	28.650	238.4	11:56:07.323												
58		7:35.415 P			8:17.508		11:32:32.497	40		1:44.007 P	25.653	41.278	37.076	194.5	11:57:51.330												
59		4:31.708	3:09.908	50.429	31.371	165.8	11:37:04.205																				
60		1:34.702	23.522	42.171	29.009	227.8	11:38:38.907																				
61		1:32.290	22.764	40.898	28.628	237.3	11:40:11.197																				
62		1:32.239	22.753	40.911	28.575	237.8	11:41:43.436																				
63		1:32.161	22.770	40.806	28.585	237.8	11:43:15.597																				
64		1:31.936	22.713	40.803	28.420	238.9	11:44:47.533																				
65		1:32.147	22.704	40.630	28.813	239.4	11:46:19.680																				





Red Bull Ring
Porsche Carrera Cup France
 Private test
Lap Analysis



97

Artem Slutskii

Porsche 911 GT3 Cup **99**

Benjamin Paque

Porsche 911 GT3 Cup

Pro

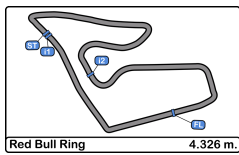
Target Compétition

Pro

Forestier Racing CLRT

Lap	D	Time	Sector 1	Sector 2	Sector 3	T. Spd	Elapsed	Lap	D	Time	Sector 1	Sector 2	Sector 3	T. Spd	Elapsed
1		9:00:23.448	8:59:00.191	52.172	31.085	113.3	9:00:23.448	1		8:36:32.584	8:34:45.506	1:07.448	39.630	104.2	8:36:32.584
2		1:34.588	23.582	41.943	29.063	230.2	9:01:58.036	2		1:54.310	29.147	49.435	35.728	177.6	8:38:26.894
3		1:32.610	22.867	40.989	28.754	237.8	9:03:30.646	3		1:48.479	28.131	49.654	30.694	180.6	8:40:15.373
4		1:32.679	22.576	41.267	28.836	239.4	9:05:03.325	4		1:38.315	24.898	43.991	29.426	200.3	8:41:53.688
5		1:39.499 P	22.733	41.009	35.757	238.9	9:06:42.824	5		1:33.415	22.848	41.628	28.939	223.1	8:43:27.103
6		3:58.703	2:48.295	41.679	28.729	230.2	9:10:41.527	6		2:02.291 P	24.875	54.843	42.573	147.7	8:45:29.394
7		1:32.421	22.757	41.001	28.663	237.3	9:12:13.948	7		3:20.180	2:05.952	42.380	31.848	215.5	8:48:49.574
8		1:32.523	22.647	40.982	28.894	238.9	9:13:46.471	8		1:32.796	22.686	41.361	28.749	232.2	8:50:22.370
9		1:32.109	22.525	40.987	28.597	239.4	9:15:18.580	9		1:32.328	22.633	40.809	28.886	239.4	8:51:54.698
10		1:32.023	22.538	40.882	28.603	239.4	9:16:50.603	10		1:31.915	22.585	40.698	28.632	240.5	8:53:26.613
11		1:32.216	22.545	40.902	28.769	238.4	9:18:22.819	11		1:31.919	22.527	40.709	28.683	241.0	8:54:58.532
12		1:32.756	23.276	40.878	28.602	238.9	9:19:55.575	12		1:31.552	22.454	40.580	28.518	240.5	8:56:30.084
13		1:32.064	22.713	40.804	28.547	238.9	9:21:27.639	13		1:45.405 P	23.286	42.314	39.805	237.8	8:58:15.489
14		1:32.068	22.675	40.909	28.484	239.4	9:22:59.707	14		6:58.407	5:47.008	42.328	29.071	207.2	9:05:13.896
15		1:32.121	22.582	40.952	28.587	238.9	9:24:31.828	15		1:32.542	22.694	41.271	28.577	239.4	9:06:46.438
16		1:32.400	23.009	40.474	28.917		9:26:04.228	16		1:32.237	22.539	40.867	28.831	241.6	9:08:18.675
17		1:32.689	23.150	40.936	28.603	239.4	9:27:36.917	17		1:31.867	22.719	40.653	28.495	241.0	9:09:50.542
18		1:33.456	22.606	41.958	28.892	240.0	9:29:10.373	18		1:31.801	22.337	40.709	28.755	242.1	9:11:22.343
19		1:32.222	22.623	40.689	28.910	238.9	9:30:42.595	19		1:41.698 P	22.457	40.555	38.686	241.0	9:13:04.041
20		1:37.973 P	22.605	41.130	34.238	238.9	9:32:20.568	20		35:07.519	33:49.267	47.919	30.333	197.4	9:48:11.560
21		30:16.078	28:57.716	49.124	29.238	136.0	10:02:36.646	21		1:36.955	23.848	42.341	30.766	208.0	9:49:48.515
22		1:33.263	23.153	41.459	28.651	234.2	10:04:09.909	22		1:32.290	22.719	40.922	28.649	241.0	9:51:20.805
23		1:34.540	22.563	42.813	29.164	240.0	10:05:44.449	23		1:32.081	22.516	40.936	28.629	241.0	9:52:52.886
24		1:32.049	22.506	40.852	28.691	239.4	10:07:16.498	24		1:31.627	22.362	40.759	28.506	241.6	9:54:24.513
25		1:31.590	22.488	40.672	28.430	238.4	10:08:48.088	25		1:31.792	22.463	40.719	28.610	241.6	9:55:56.305
26		1:46.822 P	22.395	41.118	43.309	239.4	10:10:34.910	26		1:46.013 P	22.545	44.703	38.765	242.1	9:57:42.318
27		9:59.614	8:46.674	43.841	29.099	193.2	10:20:34.524	27		6:04.165	4:53.144	42.271	28.750	216.8	10:03:46.483
28		1:31.912	22.659	40.836	28.417	236.8	10:22:06.436	28		1:31.695	22.556	40.767	28.372	240.5	10:05:18.178
29		1:34.800	22.308	44.078	28.414	241.0	10:23:41.236	29		1:31.577	22.508	40.691	28.378	240.5	10:06:49.755
30		1:31.118	22.471	40.336	28.311	239.4	10:25:12.354	30		1:31.260	22.435	40.364	28.461	241.6	10:08:21.015
31		1:31.746	22.466	40.564	28.716	240.0	10:26:44.100	31		1:44.400 P	22.492	43.027	38.881	241.0	10:10:05.415
32		1:43.632 P	22.511	45.574	35.547	237.3	10:28:27.732	32		11:53.597	10:36.522	42.223	34.852	224.0	10:21:59.012
								33		1:34.935	22.563	43.750	28.622	239.4	10:23:33.947
								34		1:31.724	22.513	40.752	28.459	240.0	10:25:05.671
								35		1:31.794	22.426	40.615	28.753	241.0	10:26:37.465
								36		1:31.583	22.351	40.475	28.757	240.5	10:28:09.048
								37		1:43.150 P	22.572	40.611	39.967	240.0	10:29:52.198
								38		25:01.250	23:43.866	46.272	31.112	192.5	10:54:53.448
								39		9:23.224 P	8:00.476	41.387	41.361	240.5	11:04:16.672
								40		4:34.834	3:24.832	41.584	28.418	224.0	11:08:51.506
								41		1:33.437	23.543	41.569	28.325	235.8	11:10:24.943
								42		1:31.011	22.519	40.312	28.180	240.0	11:11:55.954
								43		1:31.826	22.584	40.754	28.488	231.2	11:13:27.780
								44		1:30.973	22.505	40.190	28.278	239.4	11:14:58.753
								45		1:43.467 P	22.500	43.803	37.164	240.0	11:16:42.220
								46		9:41.115	8:24.285	46.692	30.138	192.1	11:26:23.335
								47		1:36.056	22.938	43.732	29.386	223.6	11:27:59.391
								48		1:31.435	22.567	40.442	28.426	238.4	11:29:30.826
								49		1:34.380	22.422	40.430	31.528	239.4	11:31:05.206
								50		1:30.710	22.451	40.107	28.152	240.5	11:32:35.916
								51		1:30.915	22.419	40.219	28.277	240.5	11:34:06.831
								52		1:48.948 P	22.479	40.435	46.034	239.4	11:35:55.779





Red Bull Ring
Porsche Carrera Cup France
 Private test
Lap Analysis



911

Christophe Lapierre

Porsche 911 GT3 Cup

911

Christophe Lapierre

Porsche 911 GT3 Cup

Pro-Am

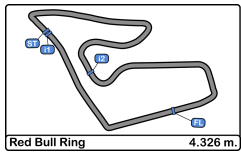
Martinet by Alm eras

Pro-Am

Martinet by Alm eras

Lap	D	Time	Sector 1	Sector 2	Sector 3	T. Spd	Elapsed	Lap	D	Time	Sector 1	Sector 2	Sector 3	T. Spd	Elapsed
1		8:33:02.843	8:31:37.910	50.778	34.155	150.8	8:33:02.843	56		1:33.621	22.983	41.488	29.150	235.2	11:26:16.031
2		1:44.155	25.161	47.272	31.722	181.5	8:34:46.998	57		2:00.871 P	24.318	50.889	45.664	185.2	11:28:16.902
3		1:38.893	23.910	44.106	30.877	206.1	8:36:25.891	58		6:37.345	5:21.263	43.882	32.200	170.3	11:34:54.247
4		1:38.539	24.061	43.708	30.770	181.8	8:38:04.430	59		1:34.125	23.067	41.636	29.422	231.2	11:36:28.372
5		1:37.005	23.718	42.934	30.353	222.6	8:39:41.435	60		1:33.660	23.039	41.348	29.273	234.2	11:38:02.032
6		1:36.487	23.519	42.519	30.449	228.3	8:41:17.922	61		1:54.268	22.859	1:02.122	29.287	233.2	11:39:56.300
7		1:37.223	23.484	43.227	30.512	213.8	8:42:55.145	62		1:40.845	25.674	45.170	30.001	172.5	11:41:37.145
8		1:36.263	23.710	42.362	30.191	226.8	8:44:31.408	63		1:35.947	23.632	42.627	29.688	206.5	11:43:13.092
9		1:35.585	23.413	42.037	30.135	230.2	8:46:06.993	64		1:33.260	22.865	41.378	29.017	232.7	11:44:46.352
10		1:49.750 P	23.306	42.571	43.873	219.9	8:47:56.743	65		1:32.915	22.958	41.010	28.947	236.8	11:46:19.267
11		4:05.207	2:51.215	43.052	30.940	195.6	8:52:01.950	66		1:39.575	22.956	43.817	32.802	236.8	11:47:58.842
12		1:35.912	23.766	42.275	29.871	223.6	8:53:37.862	67		1:33.029	22.985	41.062	28.982	236.8	11:49:31.871
13		1:35.307	23.354	42.163	29.790	227.8	8:55:13.169	68		2:08.986 P	31.175	54.068	43.743	116.2	11:51:40.857
14		1:34.991	23.342	41.797	29.852	228.3	8:56:48.160								
15		1:35.135	23.452	42.111	29.572	228.3	8:58:23.295								
16		1:40.384	23.150	41.903	35.331	221.7	9:00:03.679								
17		1:38.788	26.706	42.237	29.845	203.7	9:01:42.467								
18		1:34.803	23.267	41.850	29.686	225.4	9:03:17.270								
19		1:44.373 P	23.026	41.991	39.356	228.8	9:05:01.643								
20		6:27.598	5:09.359	47.932	30.307	149.5	9:11:29.241								
21		1:35.537	23.293	42.486	29.758	227.3	9:13:04.778								
22		1:34.695	23.327	41.701	29.667	231.2	9:14:39.473								
23		1:34.301	23.090	41.589	29.622	233.2	9:16:13.774								
24		1:34.444	22.949	41.813	29.682	231.7	9:17:48.218								
25		1:34.246	23.165	41.536	29.545	231.2	9:19:22.464								
26		1:46.862 P	23.335	41.784	41.743	233.2	9:21:09.326								
27		36:49.656 P			37:31.399		9:57:58.982								
28		3:57.570	2:35.562	49.921	32.087	125.1	10:01:56.552								
29		1:38.359	25.230	42.848	30.281	206.8	10:03:34.911								
30		1:35.950	23.222	42.337	30.391	234.7	10:05:10.861								
31		1:34.994	23.267	41.900	29.827	231.7	10:06:45.855								
32		1:34.050	23.019	41.766	29.265	234.2	10:08:19.905								
33		1:34.019	23.086	41.543	29.390	232.2	10:09:53.924								
34		1:33.970	22.962	41.510	29.498	229.7	10:11:27.894								
35		1:33.646	22.962	41.490	29.194	233.7	10:13:01.540								
36		1:50.695 P	23.038	45.638	42.019	228.8	10:14:52.235								
37		5:38.975	4:26.378	42.497	30.100	218.1	10:20:31.210								
38		1:34.479	23.313	41.867	29.299	230.7	10:22:05.689								
39		1:38.102	22.946	45.474	29.682	236.3	10:23:43.791								
40		1:33.587	22.987	41.379	29.221	232.2	10:25:17.378								
41		1:34.007	23.057	41.415	29.535	231.2	10:26:51.385								
42		1:34.127	23.062	41.475	29.590	233.2	10:28:25.512								
43		1:46.618 P	23.410	41.516	41.692	231.2	10:30:12.130								
44		31:42.184 P			32:23.876		11:01:54.314								
45		3:34.704	2:22.344	42.191	30.169	231.7	11:05:29.018								
46		1:35.054	23.469	41.956	29.629	232.7	11:07:04.072								
47		1:43.717 P	23.274	41.769	38.674	233.2	11:08:47.789								
48		4:55.747	3:37.531	46.296	31.920	174.4	11:13:43.536								
49		1:35.438	23.551	42.364	29.523	218.1	11:15:18.974								
50		1:34.378	23.257	41.502	29.619	234.2	11:16:53.352								
51		1:34.153	23.109	41.657	29.387	234.7	11:18:27.505								
52		1:33.554	23.002	41.131	29.421	234.7	11:20:01.059								
53		1:33.901	23.109	41.393	29.399	234.7	11:21:34.960								
54		1:33.472	23.131	41.317	29.024	235.2	11:23:08.432								
55		1:33.978	22.952	41.296	29.730	235.8	11:24:42.410								





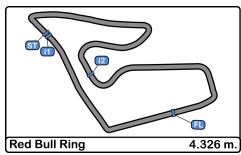
Red Bull Ring
Porsche Carrera Cup France
Private test



Best Sectors Results

Sector - 1			Sector - 2			Sector - 3			Ideal Lap vs Best Lap						
Clas	Nº	Driver	Time	Nº	Driver	Time	Nº	Driver	Time	Clas	Nº	Driver	Ideal Lap	Best Lap	Clas
1	97	Artem Slutskii	22.308	22	Alessandro Ghiretti	40.025	22	Alessandro Ghiretti	28.118	1	22	Alessandro Ghiretti	1:30.570	1:30.866	2
2	99	Benjamin Paque	22.337	99	Benjamin Paque	40.107	99	Benjamin Paque	28.152	2	99	Benjamin Paque	1:30.596	1:30.710	1
3	1	Marvin Klein	22.370	1	Marvin Klein	40.181	76	Louis Perrot	28.192	3	1	Marvin Klein	1:30.754	1:30.889	3
4	76	Louis Perrot	22.385	76	Louis Perrot	40.287	1	Marvin Klein	28.203	4	76	Louis Perrot	1:30.864	1:31.013	4
5	22	Alessandro Ghiretti	22.427	97	Artem Slutskii	40.336	96	Zakhar Slutskii	28.237	5	97	Artem Slutskii	1:30.955	1:31.118	5
6	96	Zakhar Slutskii	22.476	77	Jérémy Sarhy	40.513	5	Mathys Jaubert	28.247	6	96	Zakhar Slutskii	1:31.280	1:31.343	6
7	77	Jérémy Sarhy	22.481	5	Mathys Jaubert	40.530	97	Artem Slutskii	28.311	7	5	Mathys Jaubert	1:31.314	1:31.636	7
8	7	Jérôme Boullery	22.483	96	Zakhar Slutskii	40.567	7	Jérôme Boullery	28.349	8	77	Jérémy Sarhy	1:31.420	1:31.733	9
9	53	Arthur Mathieu	22.505	89	Bashar Mardini	40.630	29	Louis Rousset	28.380	9	89	Bashar Mardini	1:31.569	1:31.936	10
10	89	Bashar Mardini	22.519	27	Marlon Hernandez	40.638	89	Bashar Mardini	28.420	10	7	Jérôme Boullery	1:31.608	1:32.030	12
11	12	Ludovic Loeul	22.522	59	Maxence Maurice	40.671	77	Jérémy Sarhy	28.426	11	29	Louis Rousset	1:31.634	1:31.706	8
12	5	Mathys Jaubert	22.537	29	Louis Rousset	40.689	59	Maxence Maurice	28.540	12	27	Marlon Hernandez	1:31.803	1:31.983	11
13	29	Louis Rousset	22.565	56	Frédéric Ancel	40.747	38	Sébastien Dussollet	28.556	13	59	Maxence Maurice	1:31.888	1:32.062	13
14	27	Marlon Hernandez	22.586	7	Jérôme Boullery	40.776	27	Marlon Hernandez	28.579	14	53	Arthur Mathieu	1:31.992	1:32.420	18
15	56	Frédéric Ancel	22.591	38	Sébastien Dussollet	40.813	74	Victor Blugeon	28.580	15	38	Sébastien Dussollet	1:32.041	1:32.198	14
16	21	Fernando Monje	22.610	74	Victor Blugeon	40.815	21	Fernando Monje	28.614	16	74	Victor Blugeon	1:32.095	1:32.389	17
17	2	Marc Guillot	22.658	53	Arthur Mathieu	40.820	53	Arthur Mathieu	28.667	17	12	Ludovic Loeul	1:32.097	1:32.325	16
18	38	Sébastien Dussollet	22.672	12	Ludovic Loeul	40.908	12	Ludovic Loeul	28.667	18	56	Frédéric Ancel	1:32.151	1:32.309	15
19	59	Maxence Maurice	22.677	2	Marc Guillot	40.939	56	Frédéric Ancel	28.813	19	21	Fernando Monje	1:32.403	1:32.815	20
20	66	Gilles Colombani	22.679	911	Christophe Lapierre	41.010	73	Sébastien Poisson	28.825	20	2	Marc Guillot	1:32.454	1:32.672	19
21	73	Sébastien Poisson	22.698	21	Fernando Monje	41.179	2	Marc Guillot	28.857	21	73	Sébastien Poisson	1:32.778	1:33.174	22
22	74	Victor Blugeon	22.700	24	Alexandre Leroy	41.188	911	Christophe Lapierre	28.947	22	911	Christophe Lapierre	1:32.816	1:32.915	21
23	49	Karim Ajlani	22.815	66	Gilles Colombani	41.220	66	Gilles Colombani	29.133	23	66	Gilles Colombani	1:33.032	1:33.305	23
24	91	Christophe Lapierre	22.859	73	Sébastien Poisson	41.255	49	Karim Ajlani	29.204	24	24	Alexandre Leroy	1:33.482	1:33.772	24
25	24	Alexandre Leroy	22.885	49	Karim Ajlani	41.479	24	Alexandre Leroy	29.409	25	49	Karim Ajlani	1:33.498	1:34.024	25
26	78	Dominique Bastien	23.098	78	Dominique Bastien	42.048	78	Dominique Bastien	29.456	26	78	Dominique Bastien	1:34.602	1:34.739	26



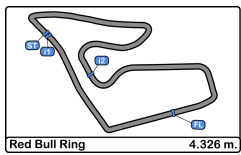


Red Bull Ring
Porsche Carrera Cup France
Private test
Best 5 Lap Times

PORSCHE
CARRERA CUP
FRANCE

Cls	N°	Driver	Nat	Cat	Cls	Team	Nat	Vehicle	Best 1		Best 2		Best 3		Best 4		Best 5	
									Time	Lap	Time	Lap	Time	Lap	Time	Lap	Time	Lap
1	99	Benjamin Paque	BEL	Pro	1	Forestier Racing CLRT	FRA	Porsche 911 GT3 Cup	1:30.710	50	1:30.915	51	1:30.973	44	1:31.011	42	1:31.260	30
2	22	Alessandro Ghiretti	FRA	Pro	2	Martinet by Alméras	FRA	Porsche 911 GT3 Cup	1:30.866	62	1:30.876	63	1:31.131	42	1:31.226	61	1:31.331	31
3	1	Marvin Klein	FRA	Pro	3	TFT Racing	FRA	Porsche 911 GT3 Cup	1:30.889	35	1:30.991	36	1:31.059	21	1:31.096	34	1:31.215	46
4	76	Louis Perrot	FRA	Pro	4	IMSA LS Group Performance	FRA	Porsche 911 GT3 Cup	1:31.013	71	1:31.207	69	1:31.217	36	1:31.373	39	1:31.415	72
5	97	Artem Slutskii	ISR	Pro	5	Target Compétition	ITA	Porsche 911 GT3 Cup	1:31.118	30	1:31.590	25	1:31.746	31	1:31.912	28	1:32.023	10
6	96	Zakhar Slutskii	ISR	Pro	6	Target Compétition	ITA	Porsche 911 GT3 Cup	1:31.343	31	1:32.023	9	1:32.055	23	1:32.105	15	1:32.143	30
7	5	Mathys Jaubert	FRA	Pro	7	TFT Racing	FRA	Porsche 911 GT3 Cup	1:31.636	46	1:31.694	34	1:31.752	33	1:31.811	45	1:31.818	43
8	29	Louis Rousset	FRA	Pro	8	Forestier Racing CLRT	FRA	Porsche 911 GT3 Cup	1:31.706	45	1:31.788	44	1:31.965	41	1:31.994	49	1:32.020	43
9	77	Jérémy Sarhy	FRA	Pro	9	Racing Technology	FRA	Porsche 911 GT3 Cup	1:31.733	61	1:31.767	63	1:31.883	66	1:31.993	36	1:32.027	70
10	89	Bashar Mardini	CAN	Pro-Am	1	Tsunami RT	ITA	Porsche 911 GT3 Cup	1:31.936	64	1:31.997	68	1:32.051	69	1:32.115	56	1:32.147	65
11	27	Marlon Hernandez	FRA	Pro	10	ABM	FRA	Porsche 911 GT3 Cup	1:31.983	52	1:32.021	51	1:32.133	50	1:32.167	62	1:32.203	63
12	7	Jérôme Boullery	FRA	Pro-Am	2	Racing Technology	FRA	Porsche 911 GT3 Cup	1:32.030	58	1:32.050	63	1:32.166	59	1:32.184	66	1:32.328	57
13	59	Maxence Maurice	FRA	Pro-Am	3	IMSA LS Group Performance	FRA	Porsche 911 GT3 Cup	1:32.062	41	1:32.380	60	1:32.383	61	1:32.461	38	1:32.540	40
14	38	Sébastien Dussolliet	FRA	Pro-Am	4	ABM	FRA	Porsche 911 GT3 Cup	1:32.198	75	1:32.201	74	1:32.509	79	1:32.517	72	1:32.616	71
15	56	Frédéric Ancel	FRA	Pro-Am	5	Porsche Lorient Racing	FRA	Porsche 911 GT3 Cup	1:32.309	68	1:32.501	67	1:32.577	6	1:32.598	61	1:32.709	63
16	12	Ludovic Loel	FRA	Am	1	Porsche Lorient Racing	FRA	Porsche 911 GT3 Cup	1:32.325	49	1:32.492	47	1:32.579	48	1:32.672	60	1:32.880	59
17	74	Victor Blugeon	FRA	Pro	11	ABM	FRA	Porsche 911 GT3 Cup	1:32.389	44	1:32.432	43	1:32.519	46	1:32.557	45	1:32.746	55
18	53	Arthur Mathieu	FRA	Pro	12	Martinet by Alméras	FRA	Porsche 911 GT3 Cup	1:32.420	48	1:32.454	27	1:32.619	47	1:32.701	40	1:32.714	24
19	2	Marc Guillot	FRA	Pro-Am	6	HERRERO Racing	FRA	Porsche 911 GT3 Cup	1:32.672	43	1:32.764	53	1:32.850	45	1:32.853	44	1:32.858	42
20	21	Fernando Monje	ESP	Pro	13	Martinet by Alméras	FRA	Porsche 911 GT3 Cup	1:32.815	44	1:32.841	26	1:32.938	45	1:32.948	25	1:32.952	53
21	911	Christophe Lapierre	FRA	Pro-Am	7	Martinet by Alméras	FRA	Porsche 911 GT3 Cup	1:32.915	65	1:33.029	67	1:33.260	64	1:33.472	54	1:33.554	52
22	73	Sébastien Poisson	FRA	Am	2	ABM	FRA	Porsche 911 GT3 Cup	1:33.174	72	1:33.269	64	1:33.319	63	1:33.419	61	1:33.444	62
23	66	Gilles Colombani	FRA	Am	3	Team Clairet Sport	FRA	Porsche 911 GT3 Cup	1:33.305	60	1:33.558	61	1:33.643	48	1:33.678	47	1:33.961	11
24	24	Alexandre Leroy	BEL	Am	4	TFT Racing	FRA	Porsche 911 GT3 Cup	1:33.772	41	1:33.815	52	1:34.056	43	1:34.502	51	1:34.552	42
25	49	Karim Ajlani	CHE	Am	5	ABM	FRA	Porsche 911 GT3 Cup	1:34.024	59	1:34.026	30	1:34.143	48	1:34.180	29	1:34.189	39
26	78	Dominique Bastien	USA	Am	6	Speedlover	BEL	Porsche 911 GT3 Cup	1:34.739	43	1:35.002	42	1:35.211	51	1:35.648	22	1:35.737	37





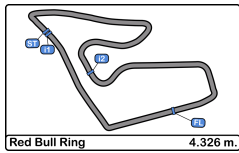
Red Bull Ring
Porsche Carrera Cup France
Private test
Best 5 Top Speeds



Top 1 Top 2 Top 3 Top 4 Top 5

Clas	N°	Driver	Nat	Cat	Cls	Team	Nat	Vehicle	Top 1		Top 2		Top 3		Top 4		Top 5		Avg
									Km/h	Lap	Km/h	Lap	Km/h	Lap	Km/h	Lap	Km/h	Lap	
1	24	Alexandre Leroy	BEL	Am	1	TFT Racing	FRA	Porsche 911 GT3 Cup	246.0	46	238.4	30	238.4	43	237.8	25	237.3	53	239.6
2	1	Marvin Klein	FRA	Pro	1	TFT Racing	FRA	Porsche 911 GT3 Cup	242.1	19	242.1	20	240.5	15	240.5	21	240.5	40	241.1
3	77	Jérémy Sarhy	FRA	Pro	2	Racing Technology	FRA	Porsche 911 GT3 Cup	242.1	22	241.6	24	241.6	25	241.0	16	241.0	18	241.5
4	99	Benjamin Paque	BEL	Pro	3	Forestier Racing CLRT	FRA	Porsche 911 GT3 Cup	242.1	18	242.1	26	241.6	16	241.6	24	241.6	25	241.8
5	59	Maxence Maurice	FRA	Pro-Am	1	IMSA LS Group Performance	FRA	Porsche 911 GT3 Cup	241.6	18	240.0	17	240.0	22	240.0	33	240.0	38	240.3
6	76	Louis Perrot	FRA	Pro	4	IMSA LS Group Performance	FRA	Porsche 911 GT3 Cup	241.6	30	241.6	54	241.0	28	241.0	29	241.0	38	241.2
7	7	Jérôme Boullery	FRA	Pro-Am	2	Racing Technology	FRA	Porsche 911 GT3 Cup	241.0	52	240.5	16	240.5	22	240.5	47	240.0	15	240.5
8	53	Arthur Mathieu	FRA	Pro	5	Martinet by Alméras	FRA	Porsche 911 GT3 Cup	241.0	49	240.5	24	240.0	17	240.0	49	240.0	49	240.3
9	73	Sébastien Poisson	FRA	Am	2	ABM	FRA	Porsche 911 GT3 Cup	241.0	53	241.0	56	241.0	72	240.0	34	240.0	35	240.6
10	97	Artem Slutski	ISR	Pro	6	Target Compétition	ITA	Porsche 911 GT3 Cup	241.0	29	240.0	18	240.0	23	240.0	31	239.4	4	240.1
11	2	Marc Guillot	FRA	Pro-Am	3	HERRERO Racing	FRA	Porsche 911 GT3 Cup	240.5	50	240.0	66	240.0	69	239.4	25	239.4	51	239.8
12	5	Mathys Jaubert	FRA	Pro	7	TFT Racing	FRA	Porsche 911 GT3 Cup	240.5	58	238.9	14	238.9	34	238.9	37	238.9	54	239.2
13	12	Ludovic Loeul	FRA	Am	3	Porsche Lorient Racing	FRA	Porsche 911 GT3 Cup	240.5	56	240.0	22	240.0	23	240.0	24	240.0	48	240.1
14	21	Fernando Monje	ESP	Pro	8	Martinet by Alméras	FRA	Porsche 911 GT3 Cup	240.5	25	240.0	23	240.0	67	239.4	18	239.4	24	239.8
15	22	Alessandro Ghiretti	FRA	Pro	9	Martinet by Alméras	FRA	Porsche 911 GT3 Cup	240.5	15	240.5	16	240.5	17	240.0	11	240.0	18	240.3
16	27	Marlon Hernandez	FRA	Pro	10	ABM	FRA	Porsche 911 GT3 Cup	240.5	28	240.5	53	240.0	29	239.4	20	239.4	21	240.0
17	29	Louis Rousset	FRA	Pro	11	Forestier Racing CLRT	FRA	Porsche 911 GT3 Cup	240.5	56	240.0	41	240.0	44	240.0	45	239.4	34	240.0
18	38	Sébastien Dussolliet	FRA	Pro-Am	4	ABM	FRA	Porsche 911 GT3 Cup	240.5	56	240.0	59	240.0	59	240.0	75	239.4	37	240.0
19	96	Zakhar Slutski	ISR	Pro	12	Target Compétition	ITA	Porsche 911 GT3 Cup	240.5	25	240.0	11	240.0	14	239.4	32	238.9	10	239.7
20	66	Gilles Colombani	FRA	Am	4	Team Clairet Sport	FRA	Porsche 911 GT3 Cup	240.0	25	240.0	44	240.0	48	239.4	43	239.4	47	239.7
21	56	Frédéric Ancel	FRA	Pro-Am	5	Porsche Lorient Racing	FRA	Porsche 911 GT3 Cup	239.4	48	238.9	5	238.9	22	238.9	50	238.4	49	238.9
22	89	Bashar Mardini	CAN	Pro-Am	6	Tsunami RT	ITA	Porsche 911 GT3 Cup	239.4	57	239.4	65	239.4	67	238.9	10	238.9	16	239.2
23	49	Karim Ajlani	CHE	Am	5	ABM	FRA	Porsche 911 GT3 Cup	238.9	66	237.8	49	237.3	29	237.3	30	237.3	49	237.7
24	74	Victor Blugeon	FRA	Pro	13	ABM	FRA	Porsche 911 GT3 Cup	238.9	22	238.9	23	238.9	48	238.9	58	238.4	56	238.8
25	78	Dominique Bastien	USA	Am	6	Speedlover	BEL	Porsche 911 GT3 Cup	238.4	40	237.8	37	237.3	29	237.3	39	237.3	43	237.6
26	911	Christophe Lapierre	FRA	Pro-Am	7	Martinet by Alméras	FRA	Porsche 911 GT3 Cup	236.8	65	236.8	66	236.8	67	236.3	39	235.8	55	236.5

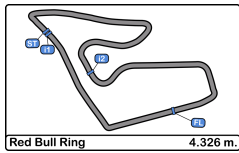




Red Bull Ring
Porsche Carrera Cup France
Private test
Fastest Laps Sequence

PORSCHE
CARRERA CUP
FRANCE

Lap	Time of Day	Session Time	N° Driver	Nat	Cat	Team	Nat	Vehicle	Time	Km/h
2	8:31:22.575	6:22.575	22 Alessandro Ghiretti	FRA	Pro	Martinet by Alméras	FRA	Porsche 911 GT3	1:42.262	152.2
3	8:33:00.810	8:00.810	22 Alessandro Ghiretti	FRA	Pro	Martinet by Alméras	FRA	Porsche 911 GT3	1:38.235	158.5
3	8:33:20.887	8:20.887	2 Marc Guillot	FRA	Pro-Am	HERRERO Racing	FRA	Porsche 911 GT3	1:38.111	158.7
3	8:34:07.063	9:07.063	76 Louis Perrot	FRA	Pro	IMSA LS Group Performance	FRA	Porsche 911 GT3	1:37.757	159.3
4	8:34:57.656	9:57.656	2 Marc Guillot	FRA	Pro-Am	HERRERO Racing	FRA	Porsche 911 GT3	1:36.769	160.9
4	8:35:42.632	10:42.632	76 Louis Perrot	FRA	Pro	IMSA LS Group Performance	FRA	Porsche 911 GT3	1:35.569	162.9
5	8:36:20.341	11:20.341	22 Alessandro Ghiretti	FRA	Pro	Martinet by Alméras	FRA	Porsche 911 GT3	1:34.785	164.3
5	8:37:17.051	12:17.051	76 Louis Perrot	FRA	Pro	IMSA LS Group Performance	FRA	Porsche 911 GT3	1:34.419	164.9
6	8:38:50.653	13:50.653	76 Louis Perrot	FRA	Pro	IMSA LS Group Performance	FRA	Porsche 911 GT3	1:33.602	166.3
8	8:41:57.318	16:57.318	76 Louis Perrot	FRA	Pro	IMSA LS Group Performance	FRA	Porsche 911 GT3	1:33.005	167.4
5	8:44:11.677	19:11.677	56 Frédéric Ancel	FRA	Pro-Am	Porsche Lorient Racing	FRA	Porsche 911 GT3	1:32.808	167.8
10	8:45:03.177	20:03.177	76 Louis Perrot	FRA	Pro	IMSA LS Group Performance	FRA	Porsche 911 GT3	1:32.801	167.8
6	8:45:44.254	20:44.254	56 Frédéric Ancel	FRA	Pro-Am	Porsche Lorient Racing	FRA	Porsche 911 GT3	1:32.577	168.2
6	8:46:42.690	21:42.690	1 Marvin Klein	FRA	Pro	TFT Racing	FRA	Porsche 911 GT3	1:32.389	168.5
9	8:51:19.916	26:19.916	1 Marvin Klein	FRA	Pro	TFT Racing	FRA	Porsche 911 GT3	1:31.718	169.7
12	8:56:30.084	31:30.084	99 Benjamin Paque	BEL	Pro	Forestier Racing CLRT	FRA	Porsche 911 GT3	1:31.552	170.1
19	9:20:00.564	55:00.564	1 Marvin Klein	FRA	Pro	TFT Racing	FRA	Porsche 911 GT3	1:31.223	170.7
21	9:23:04.243	58:04.243	1 Marvin Klein	FRA	Pro	TFT Racing	FRA	Porsche 911 GT3	1:31.059	171.0
35	10:41:46.031	2:16:46.031	1 Marvin Klein	FRA	Pro	TFT Racing	FRA	Porsche 911 GT3	1:30.889	171.3
50	11:32:35.916	3:07:35.916	99 Benjamin Paque	BEL	Pro	Forestier Racing CLRT	FRA	Porsche 911 GT3	1:30.710	171.6

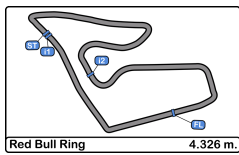


Red Bull Ring
Porsche Carrera Cup France
Private test

PORSCHE
CARRERA CUP
FRANCE

Event Best Maximum Speed

N°	Driver	Nat	Cat	Clas	Team	Nat	Vehicle	Km/h	Session
24	Alexandre Leroy		BEL	Am 1	TFT Racing		Porsche 911 GT3	246.0	Private test
77	Jérémy Sarhy		FRA	Pro 1	Racing Technology		Porsche 911 GT3	242.1	Private test
1	Marvin Klein		FRA	Pro 2	TFT Racing		Porsche 911 GT3	242.1	Private test
99	Benjamin Paque		BEL	Pro 3	Forestier Racing CLRT		Porsche 911 GT3	242.1	Private test
59	Maxence Maurice		FRA	Pro-3	IMSA LS Group Performance		Porsche 911 GT3	241.6	Private test
76	Louis Perrot		FRA	Pro 4	IMSA LS Group Performance		Porsche 911 GT3	241.6	Private test
97	Artem Slutskii		ISR	Pro 5	Target Compétition		Porsche 911 GT3	241.0	Private test
73	Sébastien Poisson		FRA	Am 2	ABM		Porsche 911 GT3	241.0	Private test
7	Jérôme Boullery		FRA	Pro-3	Racing Technology		Porsche 911 GT3	241.0	Private test
53	Arthur Mathieu		FRA	Pro 6	Martinet by Alméras		Porsche 911 GT3	241.0	Private test
22	Alessandro Ghiretti		FRA	Pro 7	Martinet by Alméras		Porsche 911 GT3	240.5	Private test
21	Fernando Monje		ESP	Pro 8	Martinet by Alméras		Porsche 911 GT3	240.5	Private test
96	Zakhar Slutskii		ISR	Pro 9	Target Compétition		Porsche 911 GT3	240.5	Private test
2	Marc Guillot		FRA	Pro-3	HERRERO Racing		Porsche 911 GT3	240.5	Private test
38	Sébastien Dussollet		FRA	Pro-3	ABM		Porsche 911 GT3	240.5	Private test
12	Ludovic Loeul		FRA	Am 3	Porsche Lorient Racing		Porsche 911 GT3	240.5	Private test
27	Marlon Hernandez		FRA	Pro 10	ABM		Porsche 911 GT3	240.5	Private test
29	Louis Rousset		FRA	Pro 11	Forestier Racing CLRT		Porsche 911 GT3	240.5	Private test
5	Mathys Jaubert		FRA	Pro 12	TFT Racing		Porsche 911 GT3	240.5	Private test
66	Gilles Colombani		FRA	Am 4	Team Clairet Sport		Porsche 911 GT3	240.0	Private test
56	Frédéric Ancel		FRA	Pro-3	Porsche Lorient Racing		Porsche 911 GT3	239.4	Private test
89	Bashar Mardini		CAN	Pro-3	Tsunami RT		Porsche 911 GT3	239.4	Private test
49	Karim Ajlani		CHE	Am 5	ABM		Porsche 911 GT3	238.9	Private test
74	Victor Blugeon		FRA	Pro 13	ABM		Porsche 911 GT3	238.9	Private test
78	Dominique Bastien		USA	Am 6	Speedlover		Porsche 911 GT3	238.4	Private test
911	Christophe Lapierre		FRA	Pro-3	Martinet by Alméras		Porsche 911 GT3	236.8	Private test



Red Bull Ring
Porsche Carrera Cup France
 Private test
Pit Stop Analysis



1 Marvin Klein Porsche 911 GT3 Cup
 Pro TFT Racing

N°	In Day Time	In Time	Out Time	Pit Time	T. Pit Time	Handicap	Diff.
1	8:39:28.030	8:39:28.030	8:42:04.214	2:36.184	2:36.184		
2	8:52:53.327	8:52:53.327	8:59:37.076	6:43.749	9:19.933		
3	9:07:27.364	9:07:27.364	9:13:30.996	6:03.632	15:23.565		
4	9:24:46.048	9:24:46.048	10:04:05.596	39:19.548	54:43.113		
5	10:05:56.008	10:05:56.008	10:14:23.789	8:27.781	1:03:10.894		
6	10:17:19.056	10:17:19.056	10:19:06.692	1:47.636	1:04:58.530		
7	10:27:04.166	10:27:04.166	10:31:59.579	4:55.413	1:09:53.943		
8	10:45:03.957	10:45:03.957	10:51:24.577	6:20.620	1:16:14.563		
9	11:02:45.074	11:02:45.074	11:17:15.680	14:30.606	1:30:45.169		

2 Marc Guillot Porsche 911 GT3 Cup
 Pro-Am HERRERO Racing

N°	In Day Time	In Time	Out Time	Pit Time	T. Pit Time	Handicap	Diff.
1	8:39:48.805	8:39:48.805	8:42:34.041	2:45.236	2:45.236		
2	8:58:23.508	8:58:23.508	9:06:19.320	7:55.812	10:41.048		
3	9:21:06.171	9:21:06.171	9:57:47.138	36:40.967	47:22.015		
4	10:10:39.331	10:10:39.331	10:19:16.139	8:36.808	55:58.823		
5	10:26:06.574	10:26:06.574	10:28:19.508	2:12.934	58:11.757		
6	10:39:23.895	10:39:23.895	10:43:11.668	3:47.773	1:01:59.530		
7	11:00:20.366	11:00:20.366	11:22:57.908	22:37.542	1:24:37.072		
8	11:24:43.640	11:24:43.640	11:26:36.516	1:52.876	1:26:29.948		
9	11:31:22.297	11:31:22.297	11:33:37.840	2:15.543	1:28:45.491		
10	11:44:40.496	11:44:40.496	11:46:51.391	2:10.895	1:30:56.386		

5 Mathys Jaubert Porsche 911 GT3 Cup
 Pro TFT Racing

N°	In Day Time	In Time	Out Time	Pit Time	T. Pit Time	Handicap	Diff.
1	8:39:29.867	8:39:29.867	8:42:08.426	2:38.559	2:38.559		
2	8:53:15.799	8:53:15.799	9:33:31.430	40:15.631	42:54.190		
3	9:43:03.570	9:43:03.570	9:52:03.527	8:59.957	51:54.147		
4	10:05:05.760	10:05:05.760	10:14:25.556	9:19.796	1:01:13.943		
5	10:17:20.724	10:17:20.724	10:19:08.342	1:47.618	1:03:01.561		
6	10:25:32.663	10:25:32.663	10:32:03.828	6:31.165	1:09:32.726		
7	10:41:56.211	10:41:56.211	10:51:26.468	9:30.257	1:19:02.983		
8	11:04:41.361	11:04:41.361	11:17:17.472	12:36.111	1:31:39.094		

7 Jérôme Boullery Porsche 911 GT3 Cup
 Pro-Am Racing Technology

N°	In Day Time	In Time	Out Time	Pit Time	T. Pit Time	Handicap	Diff.
1	8:35:05.952	8:35:05.952	8:37:11.711	2:05.759	2:05.759		
2	8:50:27.405	8:50:27.405	8:53:42.168	3:14.763	5:20.522		
3	9:07:58.701	9:07:58.701	9:14:17.868	6:19.167	11:39.689		
4	9:20:43.397	9:20:43.397	9:40:23.047	19:39.650	31:19.339		
5	9:51:47.745	9:51:47.745	9:56:57.288	5:09.543	36:28.882		
6	10:07:53.122	10:07:53.122	10:13:38.551	5:45.429	42:14.311		
7	10:15:23.796	10:15:23.796	10:19:17.567	3:53.771	46:08.082		
8	10:24:33.094	10:24:33.094	10:32:06.550	7:33.456	53:41.538		
9	10:43:12.129	10:43:12.129	10:47:37.490	4:25.361	58:06.899		
10	10:57:03.040	10:57:03.040	11:22:08.259	25:05.219	1:23:12.118		
11	11:35:07.167	11:35:07.167	11:38:15.832	3:08.665	1:26:20.783		

12 Ludovic Loeul Porsche 911 GT3 Cup
 Am Porsche Lorient Racing

N°	In Day Time	In Time	Out Time	Pit Time	T. Pit Time	Handicap	Diff.
1	8:40:46.511	8:40:46.511	8:41:14.233	27.722	27.722		
2	8:59:38.285	8:59:38.285	9:03:17.231	3:38.946	4:06.668		
3	9:26:09.841	9:26:09.841	9:41:04.441	14:54.600	19:01.268		
4	9:36:59.872	9:36:59.872	10:13:08.846	36:08.974	40:15.642		
5	10:08:05.656	10:08:05.656	10:19:33.827	11:28.171	15:34.839		
6	10:14:51.791	10:14:51.791	10:42:46.676	27:54.885	32:01.553		
7	10:28:55.606	10:28:55.606	10:56:00.443	27:04.837	31:11.505		
8	10:50:50.295	10:50:50.295	11:19:38.416	28:48.121	32:54.789		
9	11:17:04.091	11:17:04.091	11:40:44.878	23:40.787	27:47.455		

21 Fernando Monje Porsche 911 GT3 Cup
 Pro Martinet by Alméras

N°	In Day Time	In Time	Out Time	Pit Time	T. Pit Time	Handicap	Diff.
1	8:51:57.456	8:51:57.456	8:58:02.550	6:05.094	6:05.094		
2	9:10:57.475	9:10:57.475	9:14:49.166	3:51.691	9:56.785		
3	9:27:23.945	9:27:23.945	10:13:50.295	46:26.350	56:23.135		
4	10:12:33.276	10:12:33.276	10:18:50.376	6:17.100	16:13.885		
5	10:16:01.633	10:16:01.633	10:33:06.421	17:04.788	27:01.573		
6	10:30:17.752	10:30:17.752	10:51:43.954	21:26.202	31:22.987		
7	10:47:32.648	10:47:32.648	11:19:15.879	31:43.231	41:40.016		
8	10:59:51.459	10:59:51.459	11:37:18.344	37:26.885	47:23.670		

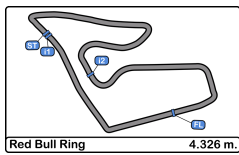
22 Alessandro Ghiretti Porsche 911 GT3 Cup
 Pro Martinet by Alméras

N°	In Day Time	In Time	Out Time	Pit Time	T. Pit Time	Handicap	Diff.
1	8:38:24.063	8:38:24.063	8:45:25.847	7:01.784	7:01.784		
2	8:53:08.975	8:53:08.975	9:00:38.040	7:29.065	14:30.849		
3	9:11:24.504	9:11:24.504	9:17:39.503	6:14.999	20:45.848		
4	9:27:13.836	9:27:13.836	9:59:27.511	32:13.675	52:59.523		
5	10:10:14.623	10:10:14.623	10:13:40.323	3:25.700	56:25.223		
6	10:15:21.565	10:15:21.565	10:18:46.424	3:24.859	59:50.082		
7	10:24:56.563	10:24:56.563	10:27:37.300	2:40.737	1:02:30.819		
8	10:39:01.604	10:39:01.604	11:12:57.738	33:56.134	1:36:26.953		
9	11:22:18.430	11:22:18.430	11:25:29.875	3:11.445	1:39:38.398		
10	11:31:37.019	11:31:37.019	11:33:31.255	1:54.236	1:41:32.634		
11	11:38:05.458	11:38:05.458	11:39:52.579	1:47.121	1:43:19.755		

24 Alexandre Leroy Porsche 911 GT3 Cup
 Am TFT Racing

N°	In Day Time	In Time	Out Time	Pit Time	T. Pit Time	Handicap	Diff.
1	8:55:59.275	8:55:59.275	9:01:30.226	5:30.951	5:30.951		
2	9:14:23.037	9:14:23.037	9:44:11.778	29:48.741	35:19.692		
3	9:58:39.646	9:58:39.646	10:06:34.929	7:55.283	43:14.975		
4	10:15:59.815	10:15:59.815	10:20:07.266	4:07.451	47:22.426		
5	10:36:07.091	10:36:07.091	10:56:53.664	20:46.573	1:08:08.999		
6	11:06:45.534	11:06:45.534	11:20:12.123	13:26.589	1:21:35.588		
7	11:06:45.534	11:06:45.534	11:36:36.215	29:50.681	1:37:59.680		





Red Bull Ring
Porsche Carrera Cup France
 Private test
Pit Stop Analysis



27 Marlon Hernandez Porsche 911 GT3 Cup

Pro		ABM					
N°	In Day Time	In Time	Out Time	Pit Time	T. Pit Time	Handicap	Diff.
1	8:48:02.251	8:48:02.251	8:51:11.115	3:08.864	3:08.864		
2	9:00:33.493	9:00:33.493	9:03:39.359	3:05.866	6:14.730		
3	9:13:23.246	9:13:23.246	9:21:53.432	8:30.186	14:44.916		
4	9:34:23.640	9:34:23.640	10:03:08.106	28:44.466	43:29.382		
5	10:14:03.234	10:14:03.234	10:19:34.580	5:31.346	49:00.728		
6	10:27:22.372	10:27:22.372	10:32:07.451	4:45.079	53:45.807		
7	10:38:21.382	10:38:21.382	10:41:21.999	3:00.617	56:46.424		
8	10:52:19.555	10:52:19.555	11:00:06.742	7:47.187	1:04:33.611		
9	11:06:18.237	11:06:18.237	11:21:50.021	15:31.784	1:20:05.395		

29 Louis Rousset Porsche 911 GT3 Cup

Pro		Forestier Racing CLRT					
N°	In Day Time	In Time	Out Time	Pit Time	T. Pit Time	Handicap	Diff.
1	8:37:40.100	8:37:40.100	8:40:31.764	2:51.664	2:51.664		
2	8:51:38.006	8:51:38.006	8:54:18.913	2:40.907	5:32.571		
3	9:06:54.241	9:06:54.241	9:33:47.083	26:52.842	32:25.413		
4	9:44:46.089	9:44:46.089	9:47:28.459	2:42.370	35:07.783		
5	9:59:21.960	9:59:21.960	10:56:38.314	57:16.354	1:32:24.137		
6	11:07:37.333	11:07:37.333	11:09:51.603	2:14.270	1:34:38.407		
7	11:07:37.333	11:07:37.333	11:09:51.603	2:14.270	1:34:38.407		
8	11:25:33.130	11:25:33.130	11:29:53.859	4:20.729	1:38:59.136		

38 Sébastien Dussollet Porsche 911 GT3 Cup

Pro-Am		ABM					
N°	In Day Time	In Time	Out Time	Pit Time	T. Pit Time	Handicap	Diff.
1	8:57:06.391	8:57:06.391	8:59:27.913	2:21.522	2:21.522		
2	9:08:57.192	9:08:57.192	9:28:52.144	19:54.952	22:16.474		
3	9:57:35.126	9:57:35.126	10:02:49.249	5:14.123	27:30.597		
4	10:12:20.159	10:12:20.159	10:20:09.391	7:49.232	35:19.829		
5	10:26:32.204	10:26:32.204	10:42:48.534	16:16.330	51:36.159		
6	10:58:38.369	10:58:38.369	11:07:55.230	9:16.861	1:00:53.020		
7	11:17:24.687	11:17:24.687	11:22:18.600	4:53.913	1:05:46.933		
8	11:27:04.286	11:27:04.286	11:29:12.465	2:08.179	1:07:55.112		
9	11:42:06.441	11:42:06.441	11:48:04.142	5:57.701	1:13:52.813		

49 Karim Ajlani Porsche 911 GT3 Cup

Am		ABM					
N°	In Day Time	In Time	Out Time	Pit Time	T. Pit Time	Handicap	Diff.
1	8:52:57.859	8:52:57.859	8:56:09.214	3:11.355	3:11.355		
2	9:12:39.611	9:12:39.611	9:20:56.121	8:16.510	11:27.865		
3	9:39:09.748	9:39:09.748	10:24:27.544	45:17.796	56:45.661		
4	10:41:27.510	10:41:27.510	10:45:21.373	3:53.863	1:00:39.524		
5	10:58:16.924	10:58:16.924	11:03:12.314	4:55.390	1:05:34.914		
6	11:11:17.781	11:11:17.781	11:16:04.150	4:46.369	1:10:21.283		
7	11:11:17.781	11:11:17.781	11:43:37.358	32:19.577	1:37:54.491		

53 Arthur Mathieu Porsche 911 GT3 Cup

Pro		Martinet by Alméras					
N°	In Day Time	In Time	Out Time	Pit Time	T. Pit Time	Handicap	Diff.
1	8:53:29.794	8:53:29.794	8:58:38.361	5:08.567	5:08.567		
2	9:11:12.945	9:11:12.945	9:16:28.179	5:15.234	10:23.801		
3	9:29:06.824	9:29:06.824	10:14:01.138	44:54.314	55:18.115		
4	10:16:03.932	10:16:03.932	10:18:55.082	2:51.150	58:09.265		
5	10:29:51.992	10:29:51.992	10:32:50.335	2:58.343	1:01:07.608		
6	10:43:41.494	10:43:41.494	10:47:05.386	3:23.892	1:04:31.500		
7	11:02:46.434	11:02:46.434	11:17:29.079	14:42.645	1:19:14.145		
8	11:33:11.383	11:33:11.383	11:37:37.619	4:26.236	1:23:40.381		

56 Frédéric Ancel Porsche 911 GT3 Cup

Pro-Am		Porsche Lorient Racing					
N°	In Day Time	In Time	Out Time	Pit Time	T. Pit Time	Handicap	Diff.
1	8:47:21.102	8:47:21.102	8:53:49.282	6:28.180	6:28.180		
2	9:10:04.755	9:10:04.755	9:14:56.279	4:51.524	11:19.704		
3	9:27:44.997	9:27:44.997	9:43:48.153	16:03.156	27:22.860		
4	10:03:09.258	10:03:09.258	10:08:17.755	5:08.497	32:31.357		
5	10:14:59.215	10:14:59.215	10:21:28.275	6:29.060	39:00.417		
6	10:37:18.628	10:37:18.628	10:45:01.205	7:42.577	46:42.994		
7	10:51:30.018	10:51:30.018	10:56:10.875	4:40.857	51:23.851		
8	11:15:26.952	11:15:26.952	11:18:42.715	3:15.763	54:39.614		
9	11:28:12.380	11:28:12.380	11:33:08.362	4:55.982	59:35.596		

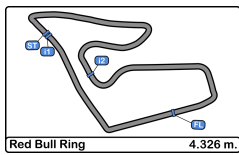
59 Maxence Maurice Porsche 911 GT3 Cup

Pro-Am		IMSA LS Group Performance					
N°	In Day Time	In Time	Out Time	Pit Time	T. Pit Time	Handicap	Diff.
1	8:38:59.491	8:38:59.491	8:40:41.647	1:42.156	1:42.156		
2	8:44:41.398	8:44:41.398	8:46:27.896	1:46.498	3:28.654		
3	8:59:38.866	8:59:38.866	9:02:08.062	2:29.196	5:57.850		
4	9:14:43.222	9:14:43.222	9:18:57.230	4:14.008	10:11.858		
5	9:34:39.679	9:34:39.679	9:57:30.498	22:50.819	33:02.677		
6	10:12:02.220	10:12:02.220	10:19:56.836	7:54.616	40:57.293		
7	10:34:43.853	10:34:43.853	10:39:54.497	5:10.644	46:07.937		
8	10:49:23.403	10:49:23.403	10:59:34.178	10:10.775	56:18.712		
9	11:13:58.507	11:13:58.507	11:20:05.515	6:07.008	1:02:25.720		
10	11:45:08.740	11:45:08.740	11:49:37.494	4:28.754	1:06:54.474		

66 Gilles Colombani Porsche 911 GT3 Cup

Am		Team Clairét Sport					
N°	In Day Time	In Time	Out Time	Pit Time	T. Pit Time	Handicap	Diff.
1	8:44:16.342	8:44:16.342	8:46:43.157	2:26.815	2:26.815		
2	8:56:21.023	8:56:21.023	9:18:04.023	21:43.000	24:09.815		
3	9:42:43.600	9:42:43.600	9:49:18.063	6:34.463	30:44.278		
4	9:58:07.897	9:58:07.897	10:09:20.640	11:12.743	41:57.021		
5	10:18:42.563	10:18:42.563	10:22:54.875	4:12.312	46:09.333		
6	10:43:57.066	10:43:57.066	11:18:58.384	35:01.318	1:21:10.651		
7	11:27:18.146	11:27:18.146	11:30:05.200	2:47.054	1:23:57.705		
8	11:43:44.863	11:43:44.863	11:47:49.080	4:04.217	1:28:01.922		





Red Bull Ring
Porsche Carrera Cup France
 Private test
Pit Stop Analysis



73 Sébastien Poisson Porsche 911 GT3 Cup

Am		ABM					
N°	In Day Time	In Time	Out Time	Pit Time	T. Pit Time	Handicap	Diff.
1	8:49:18.843	8:49:18.843	8:53:56.948	4:38.105	4:38.105		
2	9:13:01.795	9:13:01.795	9:22:24.911	9:23.116	14:01.221		
3	9:30:47.960	9:30:47.960	9:59:13.810	28:25.850	42:27.071		
4	10:15:20.945	10:15:20.945	10:24:10.301	8:49.356	51:16.427		
5	10:35:54.989	10:35:54.989	10:38:35.382	2:40.393	53:56.820		
6	10:56:03.173	10:56:03.173	11:26:12.284	30:09.111	1:24:05.931		
7	11:39:16.714	11:39:16.714	11:42:16.867	3:00.153	1:27:06.084		

74 Victor Blugeon Porsche 911 GT3 Cup

Pro		ABM					
N°	In Day Time	In Time	Out Time	Pit Time	T. Pit Time	Handicap	Diff.
1	8:45:28.645	8:45:28.645	8:45:52.687	24.042	24.042		
2	8:47:28.778	8:47:28.778	8:51:29.893	4:01.115	4:25.157		
3	9:04:04.010	9:04:04.010	9:14:13.182	10:09.172	14:34.329		
4	9:28:22.709	9:28:22.709	10:31:08.358	1:02:45.649	1:17:19.978		
5	10:44:05.866	10:44:05.866	10:49:36.341	5:30.475	1:22:50.453		
6	10:55:54.193	10:55:54.193	10:58:27.332	2:33.139	1:25:23.592		
7	11:04:44.610	11:04:44.610	11:07:52.090	3:07.480	1:28:31.072		
8	11:22:03.173	11:22:03.173	11:36:19.963	14:16.790	1:42:47.862		

76 Louis Perrot Porsche 911 GT3 Cup

Pro		IMSA LS Group Performance					
N°	In Day Time	In Time	Out Time	Pit Time	T. Pit Time	Handicap	Diff.
1	8:48:16.341	8:48:16.341	8:51:37.519	3:21.178	3:21.178		
2	9:07:24.079	9:07:24.079	9:10:41.989	3:17.910	6:39.088		
3	9:23:11.070	9:23:11.070	9:58:35.814	35:24.744	42:03.832		
4	10:17:22.269	10:17:22.269	10:24:43.018	7:20.749	49:24.581		
5	10:35:37.761	10:35:37.761	10:39:21.544	3:43.783	53:08.364		
6	10:51:43.105	10:51:43.105	11:11:17.986	19:34.881	1:12:43.245		
7	11:25:20.180	11:25:20.180	11:32:50.601	7:30.421	1:20:13.666		

77 Jérémy Sarhy Porsche 911 GT3 Cup

Pro		Racing Technology					
N°	In Day Time	In Time	Out Time	Pit Time	T. Pit Time	Handicap	Diff.
1	8:43:27.519	8:43:27.519	8:45:43.411	2:15.892	2:15.892		
2	8:59:47.756	8:59:47.756	9:01:58.066	2:10.310	4:26.202		
3	9:16:10.240	9:16:10.240	9:40:12.804	24:02.564	28:28.766		
4	9:56:24.218	9:56:24.218	10:04:57.679	8:33.461	37:02.227		
5	10:14:23.575	10:14:23.575	10:19:21.808	4:58.233	42:00.460		
6	10:25:41.668	10:25:41.668	10:31:20.170	5:38.502	47:38.962		
7	10:39:08.911	10:39:08.911	10:44:07.415	4:58.504	52:37.466		
8	10:50:22.729	10:50:22.729	11:09:46.803	19:24.074	1:12:01.540		
9	11:22:50.551	11:22:50.551	11:35:25.109	12:34.558	1:24:36.098		
10	11:41:40.130	11:41:40.130	11:45:17.538	3:37.408	1:28:13.506		
11	11:49:58.018	11:49:58.018	11:52:31.181	2:33.163	1:30:46.669		

78 Dominique Bastien Porsche 911 GT3 Cup

Am		Speedlover					
N°	In Day Time	In Time	Out Time	Pit Time	T. Pit Time	Handicap	Diff.
1	9:25:12.286	9:25:12.286	9:47:12.661	22:00.375	22:00.375		
2	10:10:27.879	10:10:27.879	10:25:51.190	15:23.311	37:23.686		
3	10:50:19.545	10:50:19.545	11:22:54.967	32:35.422	1:09:59.108		
4	11:37:43.123	11:37:43.123	11:43:04.971	5:21.848	1:15:20.956		

89 Bashar Mardini Porsche 911 GT3 Cup

Pro-Am		Tsunami RT					
N°	In Day Time	In Time	Out Time	Pit Time	T. Pit Time	Handicap	Diff.
1	8:54:27.729	8:54:27.729	8:58:16.855	3:49.126	3:49.126		
2	9:09:18.227	9:09:18.227	9:18:49.514	9:31.287	13:20.413		
3	9:32:24.549	9:32:24.549	10:19:11.452	46:46.903	1:00:07.316		
4	10:33:30.461	10:33:30.461	10:39:48.312	6:17.851	1:06:25.167		
5	10:57:19.051	10:57:19.051	11:04:38.862	7:19.811	1:13:44.978		
6	11:12:31.682	11:12:31.682	11:14:58.479	2:26.797	1:16:11.775		
7	11:24:51.513	11:24:51.513	11:35:07.910	10:16.397	1:26:28.172		

96 Zakhar Slutskii Porsche 911 GT3 Cup

Pro		Target Compétition					
N°	In Day Time	In Time	Out Time	Pit Time	T. Pit Time	Handicap	Diff.
1	9:09:03.838	9:09:03.838	9:11:22.665	2:18.827	2:18.827		
2	9:33:11.613	9:33:11.613	10:01:09.822	27:58.209	30:17.036		
3	10:10:34.827	10:10:34.827	10:18:59.463	8:24.636	38:41.672		
4	10:30:07.157	10:30:07.157	11:44:52.756	1:14:45.599	1:53:27.271		
5	11:51:07.038	11:51:07.038	11:53:03.272	1:56.234	1:55:23.505		

97 Artem Slutskii Porsche 911 GT3 Cup

Pro		Target Compétition					
N°	In Day Time	In Time	Out Time	Pit Time	T. Pit Time	Handicap	Diff.
1	9:06:38.184	9:06:38.184	9:09:09.517	2:31.333	2:31.333		
2	9:32:15.895	9:32:15.895	10:00:53.025	28:37.130	31:08.463		
3	10:10:29.883	10:10:29.883	10:18:57.953	8:28.070	39:36.533		

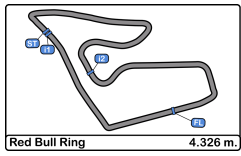
99 Benjamin Paque Porsche 911 GT3 Cup

Pro		Forestier Racing CLRT					
N°	In Day Time	In Time	Out Time	Pit Time	T. Pit Time	Handicap	Diff.
1	8:45:24.742	8:45:24.742	8:47:11.542	1:46.800	1:46.800		
2	8:58:10.818	8:58:10.818	9:03:36.339	5:25.521	7:12.321		
3	9:12:59.373	9:12:59.373	9:46:28.061	33:28.688	40:41.009		
4	9:57:37.447	9:57:37.447	10:02:10.550	4:33.103	45:14.112		
5	10:10:00.769	10:10:00.769	10:20:19.166	10:18.397	55:32.509		
6	10:29:47.363	10:29:47.363	10:53:08.705	23:21.342	1:18:53.851		
7	11:04:12.013	11:04:12.013	11:07:16.700	3:04.687	1:21:58.538		
8	11:16:37.349	11:16:37.349	11:24:40.650	8:03.301	1:30:01.839		

911 Christophe Lapierre Porsche 911 GT3 Cup

Pro-Am		Martinet by Alméras					
N°	In Day Time	In Time	Out Time	Pit Time	T. Pit Time	Handicap	Diff.
1	8:47:52.131	8:47:52.131	8:50:25.750	2:33.619	2:33.619		
2	9:04:56.948	9:04:56.948	9:09:45.263	4:48.315	7:21.934		
3	9:21:04.157	9:21:04.157	10:00:04.498	39:00.341	46:22.275		
4	10:14:47.376	10:14:47.376	10:18:56.638	4:09.262	50:31.537		
5	10:30:06.173	10:30:06.173	11:02:12.707	32:06.534	1:22:38.071		
6	11:08:42.999	11:08:42.999	11:11:58.798	3:15.799	1:25:53.870		
7	11:08:42.999	11:08:42.999	11:33:14.943	24:31.944	1:47:10.015		

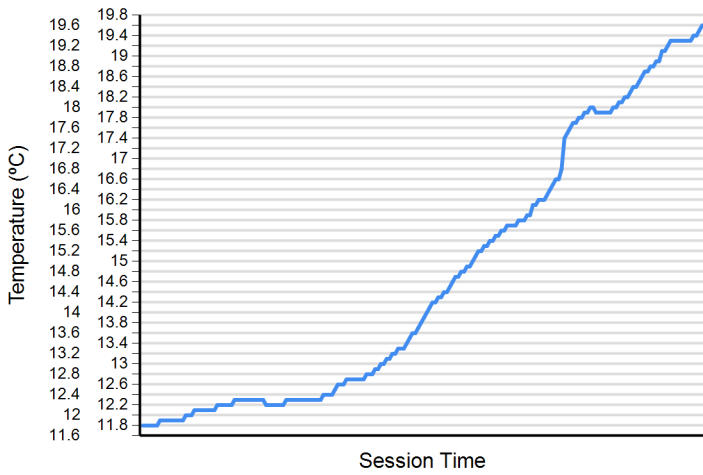




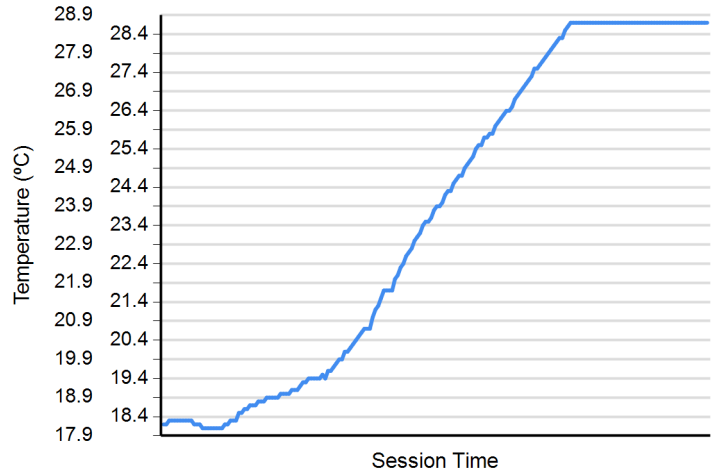
Red Bull Ring
Porsche Carrera Cup France
Private test
Weather Report

PORSCHE
CARRERA CUP
FRANCE

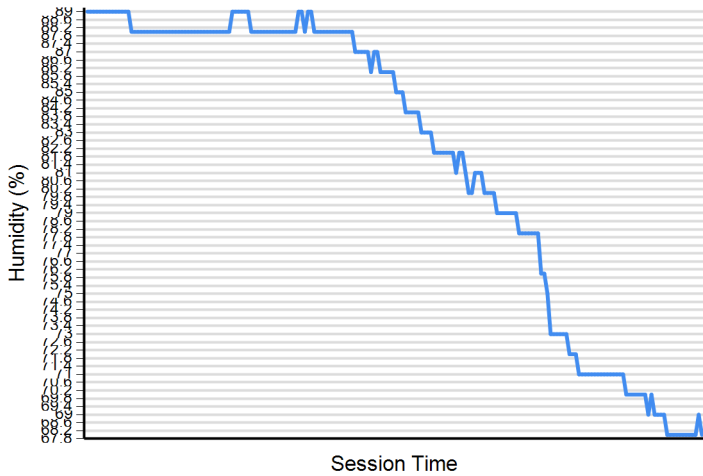
Air Temperature



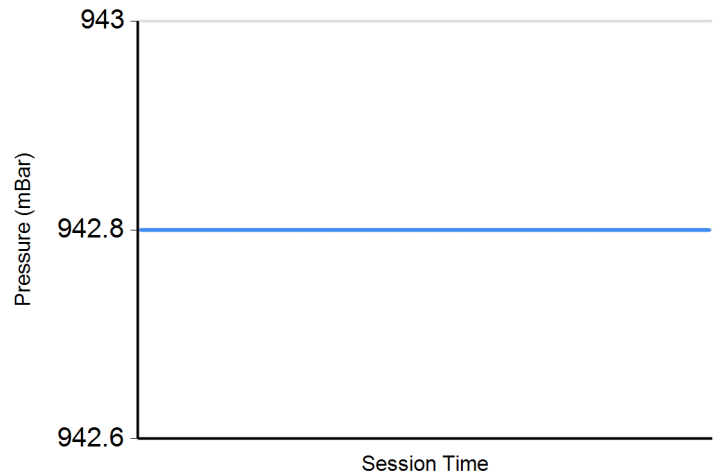
Track Temperature



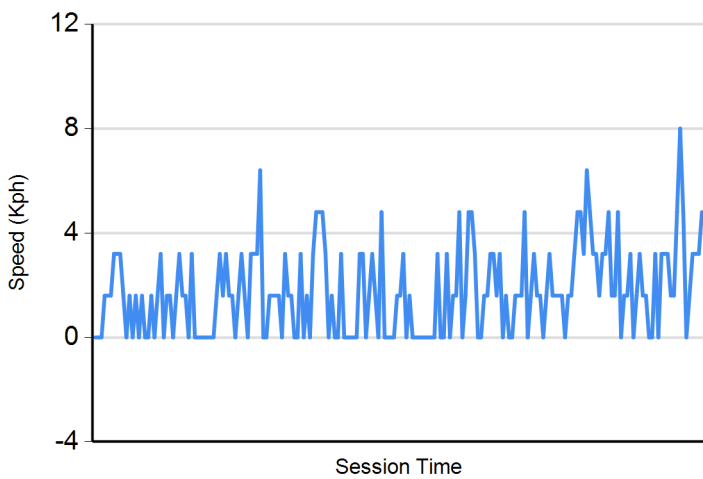
Humidity



Pressure



Wind Speed



Wind direction

North = 0°/360° Est = 90° South = 180° West = 270°

