

Red Bull Ring
Euroformula Open
Race - 3
Provisional Results



Clas	Nº	Driver	Nat	Cat	Clas	Team	Nat	Vehicle	Laps	Total Time	Gap	Interval	Km/h	Best	Time	Km/h		
1	73	Cian Shields		GBR		Team Motopark		DEU	Dallara F320 Spiess	20	28:27.648			182.3	6	1:24.761	183.7	
2	19	Noel Leon		MEX		Team Motopark		DEU	Dallara F320 Spiess	20	28:30.050	2.402	2.402	182.1	11	1:24.707	183.8	
3	69	Joshua Dufek		CHE		CryptoTower Racing Team		JPN	Dallara F320 Spiess	20	28:37.787	10.139	7.737	181.3	9	1:24.977	183.2	
4	5	Charlie Wurz		AUT		CryptoTower Racing Team		JPN	Dallara F320 Spiess	20	28:40.843	13.195	3.056	180.9	4	1:25.173	182.8	
5	84 *	Francesco Simonazzi		ITA		BVM Racing		ITA	Dallara F320 Spiess	20	28:43.490	15.842	2.647	180.7	12	1:25.013	183.1	
6	23 *	Bryce Aron		USA		Team Motopark		DEU	Dallara F320 Spiess	20	28:44.302	16.654	0.812	180.6	5	1:25.027	183.1	
7	26	Jakob Bergmeister		DEU	R	1	Team Motopark		DEU	Dallara F320 Spiess	20	28:48.051	20.403	3.749	180.2	5	1:25.267	182.6
8	212	Paolo Brajnik		SRB	GC	1	NV Racing		SRB	Dallara F320 Spiess	20	29:15.793	48.145	27.742	177.3	3	1:26.842	179.3
9	7	Vladimir Netusil		CZE	GC	2	Effective Racing		CZE	Dallara F320 HWA	20	29:18.745	51.097	2.952	177.0	6	1:26.392	180.2

Fastest lap Noel Leon in 1:24.707 at 183.8 Km/h in lap 11

*** PENALTIES**

CAR #23 - 2 SECONDS TIME PENALTY ADDED TO RACE TIME ABUSING TRACK LIMITS

CAR #84 - 2 SECONDS TIME PENALTY ADDED TO RACE TIME ABUSING TRACK LIMITS

Published at:.....

Track Temp: **40.9 °C** Air Temp: **28.9 °C** Humidity: **39 %** Track Status: **DRY**

Race Director:

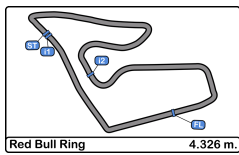
Neus Santamaría Sanromà

DPB-0819-ESP/CAT

Timekeeper:

Luis Garcia
 JOB-1605-ESP/M





Red Bull Ring
Euroformula Open
Race - 3
Provisional Results by Category



Rookie																		
Clas	Nº	Driver	Nat	Cat	Clas	Team	Nat	Vehicle	Laps	Total Time	Gap	Interval	Km/h	Best	Time	Km/h		
1	26	Jakob Bergmeister		DEU	R	1	Team Motopark		DEU	Dallara F320 Spiess	20	28:48.051			180.2	5	1:25.267	182.6

GC																		
Clas	Nº	Driver	Nat	Cat	Clas	Team	Nat	Vehicle	Laps	Total Time	Gap	Interval	Km/h	Best	Time	Km/h		
1	212	Paolo Brajnik		SRB	GC	1	NV Racing		SRB	Dallara F320 Spiess	20	29:15.793			177.3	3	1:26.842	179.3
2	7	Vladimir Netusil		CZE	GC	2	Effective Racing		CZE	Dallara F320 HWA	20	29:18.745	2.952	2.952	177.0	6	1:26.392	180.2

Clas	Nº	Driver	Nat	Cat	Clas	Team	Nat	Vehicle	Laps	Total Time	Gap	Interval	Km/h	Best	Time	Km/h	
1	73	Cian Shields		GBR		Team Motopark		DEU	Dallara F320 Spiess	20	28:27.648			182.3	6	1:24.761	183.7
2	19	Noel Leon		MEX		Team Motopark		DEU	Dallara F320 Spiess	20	28:30.050	2.402	2.402	182.1	11	1:24.707	183.8
3	69	Joshua Dufek		CHE		CryptoTower Racing Team		JPN	Dallara F320 Spiess	20	28:37.787	10.139	7.737	181.3	9	1:24.977	183.2
4	5	Charlie Wurz		AUT		CryptoTower Racing Team		JPN	Dallara F320 Spiess	20	28:40.843	13.195	3.056	180.9	4	1:25.173	182.8
5	84 *	Francesco Simonazzi		ITA		BVM Racing		ITA	Dallara F320 Spiess	20	28:43.490	15.842	2.647	180.7	12	1:25.013	183.1
6	23 *	Bryce Aron		USA		Team Motopark		DEU	Dallara F320 Spiess	20	28:44.302	16.654	0.812	180.6	5	1:25.027	183.1

Fastest lap Noel Leon in 1:24.707 at 183.8 Km/h in lap 11

*** PENALTIES**

CAR #23 - 2 SECONDS TIME PENALTY ADDED TO RACE TIME ABUSING TRACK LIMITS

CAR #84 - 2 SECONDS TIME PENALTY ADDED TO RACE TIME ABUSING TRACK LIMITS

Published at:.....

Track Temp: **40.9 °C** Air Temp: **28.9 °C** Humidity: **39 %** Track Status: **DRY**

Race Director:

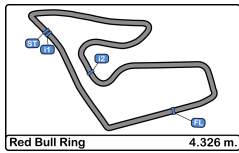
Neus Santamaría Sanromà

DPB-0819-ESP/CAT

Timekeeper:

Luis Garcia
 JOB-1605-ESP/M





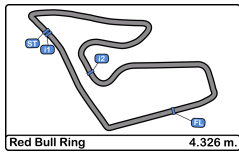
Red Bull Ring
Euroformula Open
Race - 3



Provisional Classification by Driver Fastest Lap

Clas	Nº	Driver	Nat	Cat	Clas	Team	Nat	Vehicle	Laps	Best	Time	Gap	Interval	Km/h
1	19	Noel Leon	MEX			Team Motopark	DEU	Dallara F320 Spiess	20	11	1:24.707			183.8
2	73	Cian Shields	GBR			Team Motopark	DEU	Dallara F320 Spiess	20	6	1:24.761	0.054	0.054	183.7
3	69	Joshua Dufek	CHE			CryptoTower Racing Team	JPN	Dallara F320 Spiess	20	9	1:24.977	0.270	0.216	183.2
4	84	Francesco Simonazzi	ITA			BVM Racing	ITA	Dallara F320 Spiess	20	12	1:25.013	0.306	0.036	183.1
5	23	Bryce Aron	USA			Team Motopark	DEU	Dallara F320 Spiess	20	5	1:25.027	0.320	0.014	183.1
6	5	Charlie Wurz	AUT			CryptoTower Racing Team	JPN	Dallara F320 Spiess	20	4	1:25.173	0.466	0.146	182.8
7	26	Jakob Bergmeister	DEU	R	1	Team Motopark	DEU	Dallara F320 Spiess	20	5	1:25.267	0.560	0.094	182.6
8	7	Vladimir Netusil	CZE	GC	1	Effective Racing	CZE	Dallara F320 HWA	20	6	1:26.392	1.685	1.125	180.2
9	212	Paolo Brajnik	SRB	GC	2	NV Racing	SRB	Dallara F320 Spiess	20	3	1:26.842	2.135	0.450	179.3





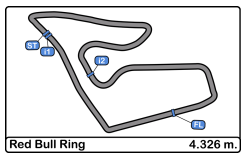
Red Bull Ring
Euroformula Open
Race - 3



Distance and Speed Average

Clas	Nº	Driver	Nat	Cat	Clas	Team	Nat	Vehicle	Laps	Distance	Total Time	Km/h	
1	73	Cian Shields		GBR		Team Motopark		Dallara F320 Spiess	20	86.52	28:27.648	182.3	
2	19	Noel Leon		MEX		Team Motopark		Dallara F320 Spiess	20	86.52	28:30.050	182.1	
3	69	Joshua Dufek		CHE		CryptoTower Racing Team		Dallara F320 Spiess	20	86.52	28:37.787	181.3	
4	5	Charlie Wurz		AUT		CryptoTower Racing Team		Dallara F320 Spiess	20	86.52	28:40.843	180.9	
5	84	Francesco Simonazzi		ITA		BVM Racing		Dallara F320 Spiess	20	86.52	28:43.490	180.7	
6	23	Bryce Aron		USA		Team Motopark		Dallara F320 Spiess	20	86.52	28:44.302	180.6	
7	26	Jakob Bergmeister		DEU	R	1	Team Motopark		Dallara F320 Spiess	20	86.52	28:48.051	180.2
8	212	Paolo Brajnik		SRB	GC	1	NV Racing		Dallara F320 Spiess	20	86.52	29:15.793	177.3
9	7	Vladimir Netusil		CZE	GC	2	Effective Racing		Dallara F320 HWA	20	86.52	29:18.745	177.0





Red Bull Ring
Euroformula Open
Race - 3
Lap Analysis



5

Charlie Wurz

Dallara F320 Spiess **19**

Noel Leon

Dallara F320 Spiess

CryptoTower Racing Team

Team Motopark

Lap	D	Time	Sector 1	Sector 2	Sector 3	T. Spd	Elapsed	Lap	D	Time	Sector 1	Sector 2	Sector 3	T. Spd	Elapsed
1		1:33.510	26.988	40.382	26.140	216.4	1:33.510	1		1:32.522	26.793	39.820	25.909	211.7	1:32.522
2		1:26.529	22.311	38.767	25.451	219.9	3:00.039	2		1:25.929	22.219	38.254	25.456	223.1	2:58.451
3		1:25.464	22.156	38.170	25.138	222.6	4:25.503	3		1:25.404	22.127	37.959	25.318	224.5	4:23.855
4		1:25.173	22.111	37.942	25.120	223.1	5:50.676	4		1:25.558	21.990	38.302	25.266	225.9	5:49.413
5		1:25.195	21.955	38.083	25.157	225.4	7:15.871	5		1:25.162	21.966	37.970	25.226	225.9	7:14.575
6		1:25.563	21.913	38.251	25.399	224.5	8:41.434	6		1:24.898	22.010	38.016	24.872	225.4	8:39.473
7		1:25.412	21.910	38.103	25.399	224.0	10:06.846	7		1:24.894	22.133	37.808	24.953	220.8	10:04.367
8		1:26.243	21.903	38.827	25.513	224.5	11:33.089	8		1:25.018	21.998	37.962	25.058	221.7	11:29.385
9		1:25.574	21.988	38.215	25.371	226.4	12:58.663	9		1:24.902	21.909	38.173	24.820	225.0	12:54.287
10		1:25.389	21.990	38.049	25.350	225.0	14:24.052	10		1:24.817	22.065	37.794	24.958	220.8	14:19.104
11		1:25.575	22.101	38.361	25.113	221.3	15:49.627	11		1:24.707	22.066	37.779	24.862	220.4	15:43.811
12		1:25.224	22.134	37.908	25.182	219.9	17:14.851	12		1:24.791	22.064	37.817	24.910	220.8	17:08.602
13		1:25.318	22.106	38.062	25.150	219.5	18:40.169	13		1:24.880	22.061	37.795	25.024	220.8	18:33.482
14		1:26.359	22.048	37.927	26.384	220.8	20:06.528	14		1:25.012	22.140	37.874	24.998	220.4	19:58.494
15		1:25.641	22.137	38.043	25.461	220.4	21:32.169	15		1:25.119	22.183	37.893	25.043	220.8	21:23.613
16		1:25.611	22.130	38.044	25.437	220.4	22:57.780	16		1:25.202	22.098	37.986	25.118	219.9	22:48.815
17		1:25.303	22.057	37.962	25.284	221.3	24:23.083	17		1:25.165	22.117	37.951	25.097	219.5	24:13.980
18		1:25.693	22.039	38.300	25.354	224.0	25:48.776	18		1:25.247	22.175	37.935	25.137	220.8	25:39.227
19		1:25.949	22.128	38.430	25.391	225.0	27:14.725	19		1:25.387	22.228	37.911	25.248	219.9	27:04.614
20		1:26.118	22.069	38.557	25.492	223.6	28:40.843	20		1:25.436	22.193	37.972	25.271	219.9	28:30.050

7

Vladimir Netusil

Dallara F320 HWA **23**

Bryce Aron

Dallara F320 Spiess

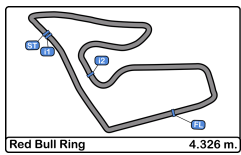
GC

Effective Racing

Team Motopark

Lap	D	Time	Sector 1	Sector 2	Sector 3	T. Spd	Elapsed	Lap	D	Time	Sector 1	Sector 2	Sector 3	T. Spd	Elapsed
1		1:34.834	28.037	40.558	26.239	219.0	1:34.834	1		1:31.585	26.494	39.551	25.540	219.5	1:31.585
2		1:27.758	22.397	39.062	26.299	223.1	3:02.592	2		1:25.712	22.199	38.232	25.281	222.6	2:57.297
3		1:27.007	22.571	38.770	25.666	220.8	4:29.599	3		1:25.358	22.118	38.065	25.175	222.2	4:22.655
4		1:34.794	22.373	46.790	25.631	221.3	6:04.393	4		1:25.123	22.201	37.900	25.022	221.3	5:47.778
5		1:26.632	22.443	38.625	25.564	219.0	7:31.025	5		1:25.027	22.151	37.786	25.090	221.3	7:12.805
6		1:26.392	22.367	38.408	25.617	218.6	8:57.417	6		1:25.086	22.071	37.885	25.130	221.7	8:37.891
7		1:26.610	22.371	38.628	25.611	218.6	10:24.027	7		1:25.502	22.120	38.129	25.253	220.8	10:03.393
8		1:26.812	22.322	38.832	25.658	219.5	11:50.839	8		1:25.563	22.178	38.084	25.301	220.4	11:28.956
9		1:26.816	22.370	38.818	25.628	218.6	13:17.655	9		1:26.319	22.142	39.002	25.175	219.0	12:55.275
10		1:26.822	22.319	38.772	25.731	218.6	14:44.477	10		1:25.403	22.223	37.972	25.208	221.3	14:20.678
11		1:26.680	22.541	38.622	25.517	219.0	16:11.157	11		1:25.605	22.201	37.999	25.405	220.4	15:46.283
12		1:26.970	22.444	38.737	25.789	219.0	17:38.127	12		1:25.707	22.283	38.088	25.336	220.4	17:11.990
13		1:27.232	22.499	38.899	25.834	219.0	19:05.359	13		1:25.874	22.190	38.172	25.512	220.4	18:37.864
14		1:27.174	22.372	38.879	25.923	219.5	20:32.533	14		1:25.924	22.282	38.143	25.499	219.5	20:03.788
15		1:27.315	22.476	38.927	25.912	219.5	21:59.848	15		1:26.944	22.822	38.477	25.645	224.5	21:30.732
16		1:27.297	22.583	38.853	25.861	219.9	23:27.145	16		1:26.061	22.173	38.328	25.560	222.6	22:56.793
17		1:28.284	22.577	39.684	26.023	219.0	24:55.429	17		1:25.765	22.234	38.146	25.385	221.7	24:22.558
18		1:27.735	22.472	39.237	26.026	219.0	26:23.164	18		1:25.803	22.279	38.140	25.384	220.4	25:48.361
19		1:27.497	22.548	39.110	25.839	219.5	27:50.661	19		1:25.878	22.282	38.151	25.445	220.8	27:14.239
20		1:28.084	22.620	39.243	26.221	219.0	29:18.745	20		1:28.063	22.439	38.793	26.831	220.4	28:42.302





Red Bull Ring
Euroformula Open
Race - 3
Lap Analysis



26

Jakob Bergmeister

Dallara F320 Spiess **73**

Cian Shields

Dallara F320 Spiess

Rookie

Team Motopark

Team Motopark

Lap	D	Time	Sector 1	Sector 2	Sector 3	T. Spd	Elapsed	Lap	D	Time	Sector 1	Sector 2	Sector 3	T. Spd	Elapsed
1		1:32.215	26.683	39.654	25.878	220.8	1:32.215	1		1:30.906	26.491	39.056	25.359	216.4	1:30.906
2		1:25.962	22.159	38.316	25.487	222.6	2:58.177	2		1:25.629	22.318	38.047	25.264	219.5	2:56.535
3		1:25.371	22.080	37.950	25.341	222.2	4:23.548	3		1:25.244	22.260	37.883	25.101	219.5	4:21.779
4		1:25.536	22.069	38.231	25.236	223.1	5:49.084	4		1:24.912	22.173	37.770	24.969	219.5	5:46.691
5		1:25.267	22.059	37.856	25.352	222.2	7:14.351	5		1:25.007	22.176	37.697	25.134	219.9	7:11.698
6		1:26.110	22.166	38.648	25.296	220.8	8:40.461	6		1:24.761	22.103	37.654	25.004	219.9	8:36.459
7		1:25.574	22.039	38.051	25.484	223.1	10:06.035	7		1:24.841	22.079	37.847	24.915	220.4	10:01.300
8		1:26.665	22.300	38.861	25.504	219.9	11:32.700	8		1:24.907	22.152	37.760	24.995	220.4	11:26.207
9		1:25.530	22.152	37.970	25.408	222.6	12:58.230	9		1:24.960	22.173	37.765	25.022	220.4	12:51.167
10		1:25.555	22.118	37.936	25.501	221.7	14:23.785	10		1:24.893	22.169	37.751	24.973	219.9	14:16.060
11		1:27.103	22.372	39.082	25.649	219.5	15:50.888	11		1:24.856	22.115	37.766	24.975	220.4	15:40.916
12		1:26.400	22.201	38.780	25.419	221.3	17:17.288	12		1:25.156	22.319	37.801	25.036	219.9	17:06.072
13		1:25.919	22.098	38.376	25.445	222.2	18:43.207	13		1:25.087	22.182	37.869	25.036	220.4	18:31.159
14		1:25.849	22.223	38.107	25.519	220.4	20:09.056	14		1:25.081	22.265	37.794	25.022	219.9	19:56.240
15		1:26.961	22.255	38.189	26.517	220.8	21:36.017	15		1:25.014	22.134	37.775	25.105	220.4	21:21.254
16		1:26.432	22.329	38.289	25.814	219.9	23:02.449	16		1:25.119	22.202	37.847	25.070	219.9	22:46.373
17		1:26.551	22.315	38.682	25.554	219.9	24:29.000	17		1:25.268	22.184	37.906	25.178	220.4	24:11.641
18		1:25.791	22.256	38.072	25.463	220.4	25:54.791	18		1:25.228	22.216	37.821	25.191	219.9	25:36.869
19		1:26.164	22.321	38.248	25.595	220.4	27:20.955	19		1:25.232	22.198	37.905	25.129	219.9	27:02.101
20		1:27.096	22.364	38.495	26.237	219.5	28:48.051	20		1:25.547	22.213	37.936	25.398	219.9	28:27.648

69

Joshua Dufek

Dallara F320 Spiess **84**

Francesco Simonazzi

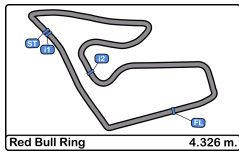
Dallara F320 Spiess

CryptoTower Racing Team

BVM Racing

Lap	D	Time	Sector 1	Sector 2	Sector 3	T. Spd	Elapsed	Lap	D	Time	Sector 1	Sector 2	Sector 3	T. Spd	Elapsed
1		1:32.930	26.874	39.869	26.187	212.1	1:32.930	1		1:33.082	27.837	39.353	25.892	220.4	1:33.082
2		1:26.571	22.697	38.573	25.301	217.7	2:59.501	2		1:27.402	22.571	39.212	25.619	223.6	3:00.484
3		1:25.417	22.151	38.054	25.212	220.8	4:24.918	3		1:25.437	22.107	38.089	25.241	225.0	4:25.921
4		1:25.288	22.135	37.960	25.193	221.3	5:50.206	4		1:25.132	21.979	37.908	25.245	225.0	5:51.053
5		1:25.060	22.140	37.830	25.090	221.7	7:15.266	5		1:25.181	22.060	38.020	25.101	225.4	7:16.234
6		1:25.606	22.095	38.125	25.386	223.1	8:40.872	6		1:25.489	21.961	38.047	25.481	225.9	8:41.723
7		1:25.401	21.934	38.130	25.337	226.4	10:06.273	7		1:25.508	22.136	37.955	25.417	224.0	10:07.231
8		1:25.596	22.108	38.313	25.175	224.0	11:31.869	8		1:26.222	21.848	38.766	25.608	225.4	11:33.453
9		1:24.977	22.155	37.836	24.986	220.4	12:56.846	9		1:25.620	21.992	38.108	25.520	225.9	12:59.073
10		1:25.179	22.102	37.896	25.181	220.8	14:22.025	10		1:25.354	21.951	38.027	25.376	225.4	14:24.427
11		1:25.282	22.077	37.990	25.215	221.7	15:47.307	11		1:26.683	22.056	38.930	25.697	224.5	15:51.110
12		1:25.237	22.053	38.008	25.176	222.6	17:12.544	12		1:25.013	22.047	37.983	24.983	225.0	17:16.123
13		1:25.643	21.985	38.216	25.442	225.0	18:38.187	13		1:25.134	22.079	37.899	25.156	220.8	18:41.257
14		1:25.838	22.248	38.330	25.260	224.5	20:04.025	14		1:25.656	22.203	37.986	25.467	219.9	20:06.913
15		1:25.873	22.418	38.100	25.355	219.0	21:29.898	15		1:25.816	22.166	38.286	25.364	223.6	21:32.729
16		1:25.562	22.343	38.009	25.210	219.5	22:55.460	16		1:25.452	22.094	37.967	25.391	222.6	22:58.181
17		1:25.440	22.292	37.941	25.207	219.5	24:20.900	17		1:25.479	22.120	38.013	25.346	224.5	24:23.660
18		1:25.520	22.323	38.070	25.127	219.5	25:46.420	18		1:25.752	22.230	38.229	25.293	221.7	25:49.412
19		1:25.764	22.288	38.195	25.281	219.5	27:12.184	19		1:25.910	22.172	38.074	25.664	222.6	27:15.322
20		1:25.603	22.183	38.071	25.349	219.5	28:37.787	20		1:26.168	22.164	38.389	25.615	222.2	28:41.490





Red Bull Ring
Euroformula Open
Race - 3
Lap Analysis



212

Paolo Brajnik

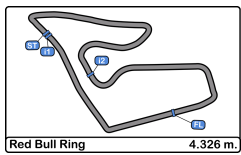
Dallara F320 Spiess

GC

NV Racing

Lap	D	Time	Sector 1	Sector 2	Sector 3	T. Spd	Elapsed
1		1:34.235	28.034	39.876	26.325	220.4	1:34.235
2		1:27.444	22.410	38.758	26.276	222.6	3:01.679
3		1:26.842	22.343	38.411	26.088	221.7	4:28.521
4		1:27.373	22.572	38.656	26.145	219.9	5:55.894
5		1:27.088	22.556	38.513	26.019	219.5	7:22.982
6		1:27.044	22.330	38.545	26.169	220.4	8:50.026
7		1:27.458	22.589	38.694	26.175	219.0	10:17.484
8		1:27.563	22.473	38.754	26.336	219.5	11:45.047
9		1:27.085	22.371	38.582	26.132	219.5	13:12.132
10		1:27.394	22.509	38.629	26.256	219.5	14:39.526
11		1:27.835	22.461	39.056	26.318	219.5	16:07.361
12		1:27.191	22.491	38.585	26.115	219.5	17:34.552
13		1:27.767	22.656	38.752	26.359	219.0	19:02.319
14		1:27.692	22.656	38.840	26.196	218.6	20:30.011
15		1:27.186	22.565	38.648	25.973	218.6	21:57.197
16		1:27.405	22.494	38.594	26.317	219.0	23:24.602
17		1:27.514	22.638	38.613	26.263	218.6	24:52.116
18		1:27.441	22.661	38.710	26.070	218.6	26:19.557
19		1:27.785	22.513	38.844	26.428	218.6	27:47.342
20		1:28.451	22.818	39.034	26.599	217.7	29:15.793





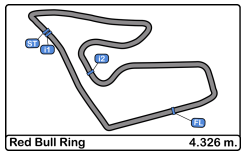
Red Bull Ring
Euroformula Open
Race - 3



Analysis by Lap

Num	Lap Time	Gap	Num	Lap Time	Gap	Num	Lap Time	Gap	Num	Lap Time	Gap
Lap 1			Lap 6			Lap 11			Lap 16		
73	1:30.906		73	1:24.761		73	1:24.856		73	1:25.119	
23	1:31.585	00.679	23	1:25.086	01.432	19	1:24.707	02.895	19	1:25.202	02.442
26	1:32.215	01.309	19	1:24.898	03.014	23	1:25.605	05.367	69	1:25.562	09.087
19	1:32.522	01.616	26	1:26.110	04.002	69	1:25.282	06.391	23	1:26.061	10.420
69	1:32.930	02.024	69	1:25.606	04.413	5	1:25.575	08.711	5	1:25.611	11.407
84	1:33.082	02.176	5	1:25.563	04.975	26	1:27.103	09.972	84	1:25.452	11.808
5	1:33.510	02.604	84	1:25.489	05.264	84	1:26.683	10.194	26	1:26.432	16.076
212	1:34.235	03.329	212	1:27.044	13.567	212	1:27.835	26.445	212	1:27.405	38.229
7	1:34.834	03.928	7	1:26.392	20.958	7	1:26.680	30.241	7	1:27.297	40.772
Lap 2			Lap 7			Lap 12			Lap 17		
73	1:25.629		73	1:24.841		73	1:25.156		73	1:25.268	
23	1:25.712	00.762	23	1:25.502	02.093	19	1:24.791	02.530	19	1:25.165	02.339
26	1:25.962	01.642	19	1:24.894	03.067	23	1:25.707	05.918	69	1:25.440	09.259
19	1:25.929	01.916	26	1:25.574	04.735	69	1:25.237	06.472	23	1:25.765	10.917
69	1:26.571	02.966	69	1:25.401	04.973	5	1:25.224	08.779	5	1:25.303	11.442
5	1:26.529	03.504	5	1:25.412	05.546	84	1:25.013	10.051	84	1:25.479	12.019
84	1:27.402	03.949	84	1:25.508	05.931	26	1:26.400	11.216	26	1:26.551	17.359
212	1:27.444	05.144	212	1:27.458	16.184	212	1:27.191	28.480	212	1:27.514	40.475
7	1:27.758	06.057	7	1:26.610	22.727	7	1:26.970	32.055	7	1:28.284	43.788
Lap 3			Lap 8			Lap 13			Lap 18		
73	1:25.244		73	1:24.907		73	1:25.087		73	1:25.228	
23	1:25.358	00.876	23	1:25.563	02.749	19	1:24.880	02.323	19	1:25.247	02.358
26	1:25.371	01.769	19	1:25.018	03.178	23	1:25.874	06.705	69	1:25.520	09.551
19	1:25.404	02.076	69	1:25.596	05.662	69	1:25.643	07.028	23	1:25.803	11.492
69	1:25.417	03.139	26	1:26.665	06.493	5	1:25.318	09.010	5	1:25.693	11.907
5	1:25.464	03.724	5	1:26.243	06.882	84	1:25.134	10.098	84	1:25.752	12.543
84	1:25.437	04.142	84	1:26.222	07.246	26	1:25.919	12.048	26	1:25.791	17.922
212	1:26.842	06.742	212	1:27.563	18.840	212	1:27.767	31.160	212	1:27.441	42.688
7	1:27.007	07.820	7	1:26.812	24.632	7	1:27.232	34.200	7	1:27.735	46.295
Lap 4			Lap 9			Lap 14			Lap 19		
73	1:24.912		73	1:24.960		73	1:25.081		73	1:25.232	
23	1:25.123	01.087	19	1:24.902	03.120	19	1:25.012	02.254	19	1:25.387	02.513
26	1:25.536	02.393	23	1:26.319	04.108	23	1:25.924	07.548	69	1:25.764	10.083
19	1:25.558	02.722	69	1:24.977	05.679	69	1:25.838	07.785	23	1:25.878	12.138
69	1:25.288	03.515	26	1:25.530	07.063	5	1:26.359	10.288	5	1:25.949	12.624
5	1:25.173	03.985	5	1:25.574	07.496	84	1:25.656	10.673	84	1:25.910	13.221
84	1:25.132	04.362	84	1:25.620	07.906	26	1:25.849	12.816	26	1:26.164	18.854
212	1:27.373	09.203	212	1:27.085	20.965	212	1:27.692	33.771	212	1:27.785	45.241
7	1:34.794	17.702	7	1:26.816	26.488	7	1:27.174	36.293	7	1:27.497	48.560
Lap 5			Lap 10			Lap 15			Lap 20		
73	1:25.007		73	1:24.893		73	1:25.014		73	1:25.547	
23	1:25.027	01.107	19	1:24.817	03.044	19	1:25.119	02.359	19	1:25.436	02.402
26	1:25.267	02.653	23	1:25.403	04.618	69	1:25.873	08.644	69	1:25.603	10.139
19	1:25.162	02.877	69	1:25.179	05.965	23	1:26.944	09.478	5	1:26.118	13.195
69	1:25.060	03.568	26	1:25.555	07.725	5	1:25.641	10.915	84	1:26.168	13.842
5	1:25.195	04.173	5	1:25.389	07.992	84	1:25.816	11.475	23	1:28.063	14.654
84	1:25.181	04.536	84	1:25.354	08.367	26	1:26.961	14.763	26	1:27.096	20.403
212	1:27.088	11.284	212	1:27.394	23.466	212	1:27.186	35.943	212	1:28.451	48.145
7	1:26.632	19.327	7	1:26.822	28.417	7	1:27.315	38.594	7	1:28.084	51.097



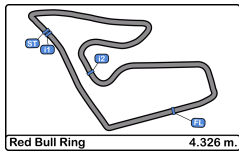


Red Bull Ring
Euroformula Open
Race - 3
Best Sectors Results



Sector - 1			Sector - 2			Sector - 3			Ideal Lap vs Best Lap						
Clas	Nº	Driver	Time	Nº	Driver	Time	Nº	Driver	Time	Clas	Nº	Driver	Ideal Lap	Best Lap	Clas
1	84	Francesco Simonazzi	21.848	73	Cian Shields	37.654	19	Noel Leon	24.820	1	19	Noel Leon	1:24.508	1:24.707	1
2	5	Charlie Wurz	21.903	19	Noel Leon	37.779	73	Cian Shields	24.915	2	73	Cian Shields	1:24.648	1:24.761	2
3	19	Noel Leon	21.909	23	Bryce Aron	37.786	84	Francesco Simonazzi	24.983	3	84	Francesco Simonazzi	1:24.730	1:25.013	4
4	69	Joshua Dufek	21.934	69	Joshua Dufek	37.830	69	Joshua Dufek	24.986	4	69	Joshua Dufek	1:24.750	1:24.977	3
5	26	Jakob Bergmeister	22.039	26	Jakob Bergmeister	37.856	23	Bryce Aron	25.022	5	23	Bryce Aron	1:24.879	1:25.027	5
6	23	Bryce Aron	22.071	84	Francesco Simonazzi	37.899	5	Charlie Wurz	25.113	6	5	Charlie Wurz	1:24.924	1:25.173	6
7	73	Cian Shields	22.079	5	Charlie Wurz	37.908	26	Jakob Bergmeister	25.236	7	26	Jakob Bergmeister	1:25.131	1:25.267	7
8	7	Vladimir Netusil	22.319	7	Vladimir Netusil	38.408	7	Vladimir Netusil	25.517	8	7	Vladimir Netusil	1:26.244	1:26.392	8
9	21	Paolo Brajnik	22.330	212	Paolo Brajnik	38.411	212	Paolo Brajnik	25.973	9	212	Paolo Brajnik	1:26.714	1:26.842	9



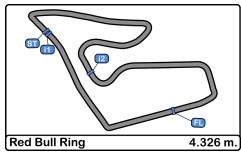


Red Bull Ring
Euroformula Open
Race - 3
Leader Sequence



N°	Driver	Nat	Cat	Clas	Team	Nat	Vehicle	Start Lap	End Lap	Laps	Total Laps
73	Cian Shields				Team Motopark		Dallara F320 Spiess	1	20	20	20



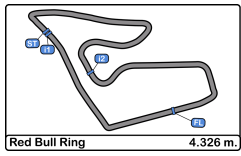


Red Bull Ring
Euroformula Open
Race - 3
Best 5 Lap Times



Cls	N°	Driver	Nat	Cat	Cls	Team	Nat	Vehicle	Best 1		Best 2		Best 3		Best 4		Best 5	
									Time	Lap	Time	Lap	Time	Lap	Time	Lap	Time	Lap
1	19	Noel Leon	MEX			Team Motopark	DEU	Dallara F320 Spiess	1:24.707	11	1:24.791	12	1:24.817	10	1:24.880	13	1:24.894	7
2	73	Cian Shields	GBR			Team Motopark	DEU	Dallara F320 Spiess	1:24.761	6	1:24.841	7	1:24.856	11	1:24.893	10	1:24.907	8
3	69	Joshua Dufek	CHE			CryptoTower Racing	JPN	Dallara F320 Spiess	1:24.977	9	1:25.060	5	1:25.179	10	1:25.237	12	1:25.282	11
4	84	Francesco Simonazzi	ITA			BVM Racing	ITA	Dallara F320 Spiess	1:25.013	12	1:25.132	4	1:25.134	13	1:25.181	5	1:25.354	10
5	23	Bryce Aron	USA			Team Motopark	DEU	Dallara F320 Spiess	1:25.027	5	1:25.086	6	1:25.123	4	1:25.358	3	1:25.403	10
6	5	Charlie Wurz	AUT			CryptoTower Racing	JPN	Dallara F320 Spiess	1:25.173	4	1:25.195	5	1:25.224	12	1:25.303	17	1:25.318	13
7	26	Jakob Bergmeister	DEU	R	1	Team Motopark	DEU	Dallara F320 Spiess	1:25.267	5	1:25.371	3	1:25.530	9	1:25.536	4	1:25.555	10
8	7	Vladimir Netusil	CZE	GC	1	Effective Racing	CZE	Dallara F320 HWA	1:26.392	6	1:26.610	7	1:26.632	5	1:26.680	11	1:26.812	8
9	212	Paolo Brajnik	SRB	GC	2	NV Racing	SRB	Dallara F320 Spiess	1:26.842	3	1:27.044	6	1:27.085	9	1:27.088	5	1:27.186	15



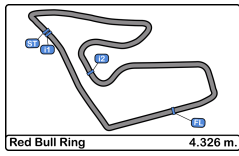


Red Bull Ring
Euroformula Open
Race - 3
Best 5 Top Speeds



Clas	Nº	Driver	Nat	Cat	Cls	Team	Nat	Vehicle	Top 1		Top 2		Top 3		Top 4		Top 5		Avg	
									Km/h	Lap	Km/h	Lap	Km/h	Lap	Km/h	Lap	Km/h	Lap		
1	5	Charlie Wurz		AUT		CryptoTower Racing Team		Dallara F320 Spiess	226.4	9	225.4	5	225.0	10	225.0	19	224.5	6	225.2	
2	69	Joshua Dufek		CHE		CryptoTower Racing Team		Dallara F320 Spiess	226.4	7	225.0	13	224.5	14	224.0	8	223.1	6	224.6	
3	19	Noel Leon		MEX		Team Motopark		Dallara F320 Spiess	225.9	4	225.9	5	225.4	6	225.0	9	224.5	3	225.3	
4	84	Francesco Simonazzi		ITA		BVM Racing		Dallara F320 Spiess	225.9	6	225.9	9	225.4	5	225.4	8	225.4	10	225.6	
5	23	Bryce Aron		USA		Team Motopark		Dallara F320 Spiess	224.5	15	222.6	2	222.6	16	222.2	3	221.7	6	222.7	
6	7	Vladimir Netusil		CZE	GC	1	Effective Racing		Dallara F320 HWA	223.1	2	221.3	4	220.8	3	219.9	16	219.5	8	220.9
7	26	Jakob Bergmeister		DEU	R	1	Team Motopark		Dallara F320 Spiess	223.1	4	223.1	7	222.6	2	222.6	9	222.2	3	222.7
8	212	Paolo Brajnik		SRB	GC	2	NV Racing		Dallara F320 Spiess	222.6	2	221.7	3	220.4	1	220.4	6	219.9	4	221.0
9	73	Cian Shields		GBR		Team Motopark		Dallara F320 Spiess	220.4	7	220.4	8	220.4	9	220.4	11	220.4	13	220.4	



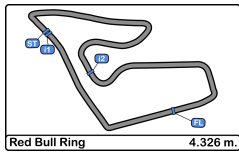


Red Bull Ring
Euroformula Open
Race - 3
Fastest Laps Sequence



Lap	Time of Day	Session Time	Nº Driver	Nat	Cat	Team	Nat	Vehicle	Time	Km/h
2	16:15:47.195	2:56.195	73 Cian Shields		GER	Team Motopark		DEU Dallara F320 Spiess	1:25.629	181.8
3	16:17:12.439	4:21.439	73 Cian Shields		GER	Team Motopark		DEU Dallara F320 Spiess	1:25.244	182.6
4	16:18:37.351	5:46.351	73 Cian Shields		GER	Team Motopark		DEU Dallara F320 Spiess	1:24.912	183.4
6	16:21:27.119	8:36.119	73 Cian Shields		GER	Team Motopark		DEU Dallara F320 Spiess	1:24.761	183.7
11	16:28:34.471	15:43.471	19 Noel Leon		MEX	Team Motopark		DEU Dallara F320 Spiess	1:24.707	183.8



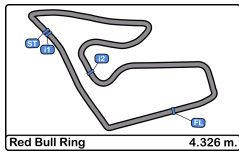


Red Bull Ring
Euroformula Open
Race - 3
Event Best Maximum Speed



N°	Driver	Nat	Cat	Clas	Team	Nat	Vehicle	Km/h	Session
84	Francesco Simonazzi		ITA		BVM Racing		Dallara F320 Spiess	229.2	Race - 2
19	Noel Leon		MEX		Team Motopark		Dallara F320 Spiess	229.2	Race - 2
26	Jakob Bergmeister		DEU	R 1	Team Motopark		Dallara F320 Spiess	227.8	Race - 1
73	Cian Shields		GBR		Team Motopark		Dallara F320 Spiess	227.8	Race - 2
69	Joshua Dufek		CHE		CryptoTower Racing Team		Dallara F320 Spiess	226.4	Race - 2
5	Charlie Wurz		AUT		CryptoTower Racing Team		Dallara F320 Spiess	226.4	Race - 3
7	Vladimir Netusil		CZE	GC 1	Effective Racing		Dallara F320 HWA	225.0	Race - 1
212	Paolo Brajnik		SRB	GC 2	NV Racing		Dallara F320 Spiess	224.5	Race - 2
23	Bryce Aron		USA		Team Motopark		Dallara F320 Spiess	224.5	Race - 3





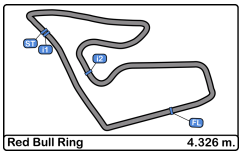
Red Bull Ring
Euroformula Open
Race - 3
Lap Chart



LAP

Nr	Pos	Grid	1	2	3	4	5	6	7	8	9	10	11	12	13	14	15	16	17	18	19	20
26	1	26	73	73	73	73	73	73	73	73	73	73	73	73	73	73	73	73	73	73	73	73
23	2	23	23	23	23	23	23	23	23	23	19	19	19	19	19	19	19	19	19	19	19	19
73	3	73	26	26	26	26	26	19	19	19	23	23	23	23	23	23	69	69	69	69	69	69
5	4	5	19	19	19	19	19	26	26	69	69	69	69	69	69	23	23	23	23	23	5	5
69	5	69	69	69	69	69	69	69	69	26	26	26	5	5	5	5	5	5	5	5	5	84
19	6	19	84	5	5	5	5	5	5	5	5	5	26	84	84	84	84	84	84	84	84	23
7	7	7	5	84	84	84	84	84	84	84	84	84	84	26	26	26	26	26	26	26	26	26
212	8	212	212	212	212	212	212	212	212	212	212	212	212	212	212	212	212	212	212	212	212	212
84	9	84	7	7	7	7	7	7	7	7	7	7	7	7	7	7	7	7	7	7	7	7

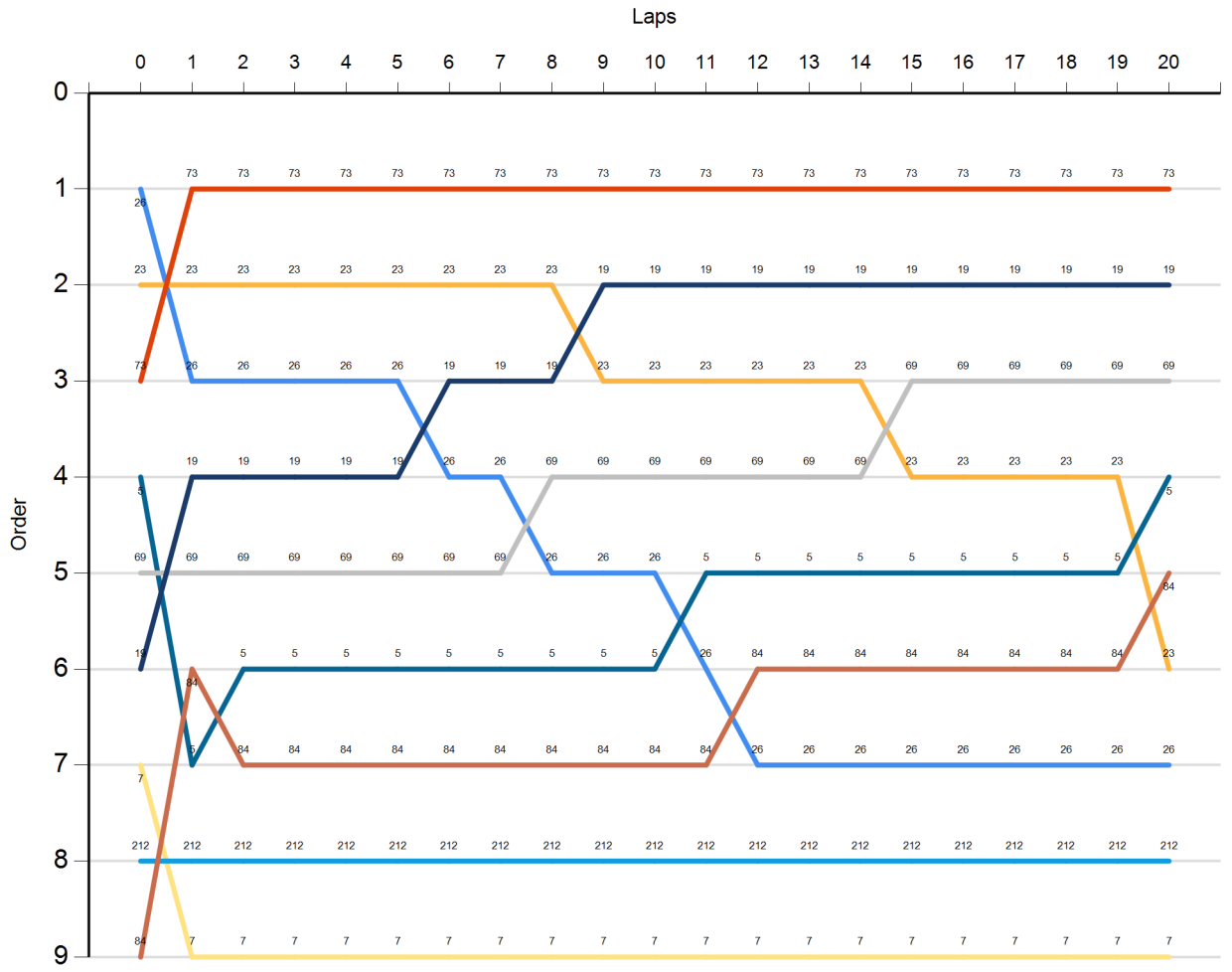


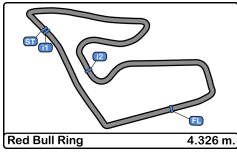


Red Bull Ring
Euroformula Open
Race - 3
Graphic Lap Chart



- 26
- 23
- 73
- 5
- 69
- 19
- 7
- 212
- 84



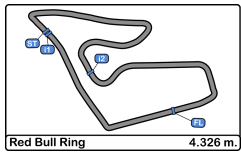


Red Bull Ring
Euroformula Open
Race - 3
Pit Stop Analysis



Or d.	Nr.	In Day	Time	Driver	Nat	Cat	Team	Nat	Vehicle	In Time	Stop N°	Pit Time	Handicap	Dif.
----------	-----	--------	------	--------	-----	-----	------	-----	---------	---------	---------	----------	----------	------

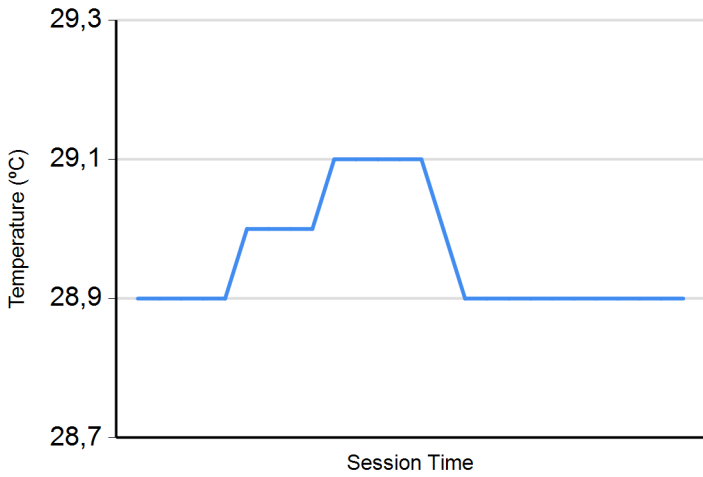




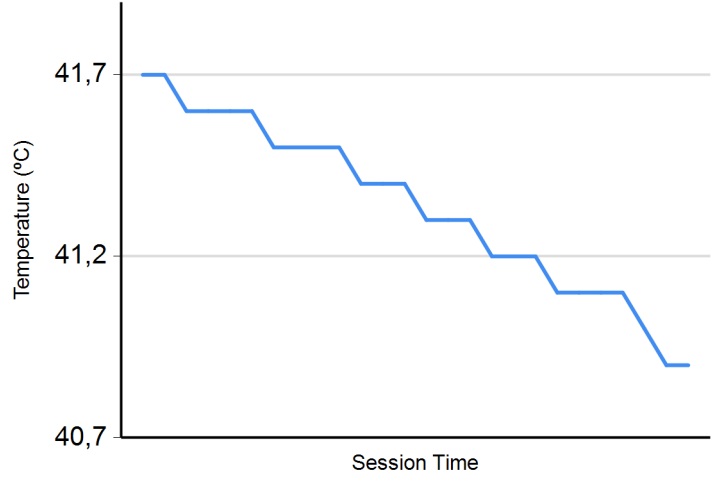
Red Bull Ring
Euroformula Open
Race - 3
Weather Report



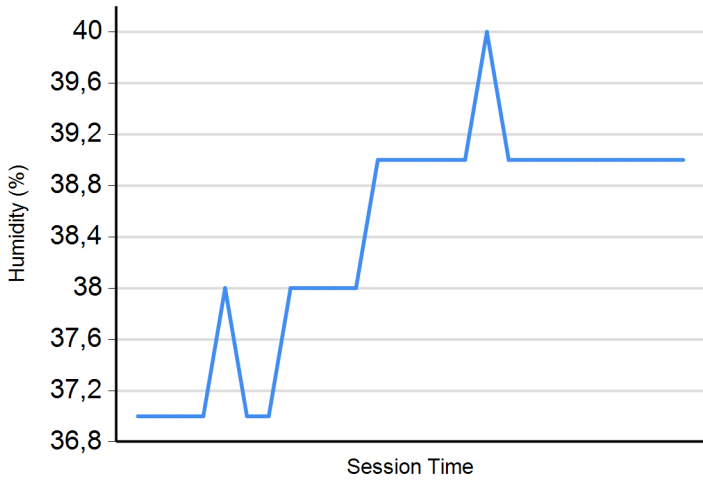
Air Temperature



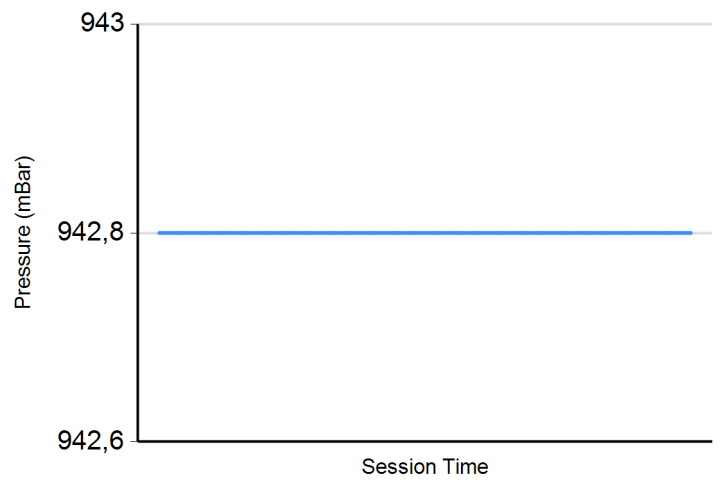
Track Temperature



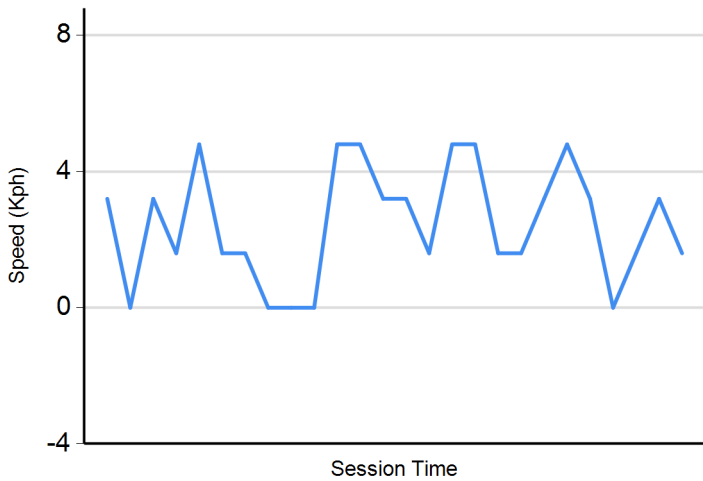
Humidity



Pressure



Wind Speed



Wind direction

North = 0°/360° Est = 90° South = 180° West = 270°

