

Red Bull Ring
Euroformula Open
Race - 2
Provisional Results



| Clas | Nº | Driver | Nat | Cat | Clas | Team | Nat | Vehicle | Laps | Total Time | Gap | Interval | Km/h | Best | Time | Km/h |
|------|----|---------------------|-----|-----|------|-------------------------|-----|---------------------|------|------------------|--------|----------|-------|------|----------|-------|
| 1 | 19 | Noel Leon | MEX | | | Team Motopark | DEU | Dallara F320 Spiess | 20 | 28:20.456 | | | 183.1 | 12 | 1:23.695 | 186.0 |
| 2 | 84 | Francesco Simonazzi | ITA | | | BVM Racing | ITA | Dallara F320 Spiess | 20 | 28:21.570 | 1.114 | 1.114 | 183.0 | 7 | 1:24.108 | 185.1 |
| 3 | 5 | Charlie Wurz | AUT | | | CryptoTower Racing Team | JPN | Dallara F320 Spiess | 20 | 28:22.820 | 2.364 | 1.250 | 182.9 | 7 | 1:24.089 | 185.2 |
| 4 | 69 | Joshua Dufek | CHE | | | CryptoTower Racing Team | JPN | Dallara F320 Spiess | 20 | 28:23.199 | 2.743 | 0.379 | 182.8 | 12 | 1:23.970 | 185.4 |
| 5 | 73 | Cian Shields | GBR | | | Team Motopark | DEU | Dallara F320 Spiess | 20 | 28:31.169 | 10.713 | 7.970 | 182.0 | 10 | 1:24.700 | 183.8 |
| 6 | 23 | Bryce Aron | USA | | | Team Motopark | DEU | Dallara F320 Spiess | 20 | 28:40.979 | 20.523 | 9.810 | 180.9 | 7 | 1:24.266 | 184.8 |
| 7 | 26 | Jakob Bergmeister | DEU | R | 1 | Team Motopark | DEU | Dallara F320 Spiess | 20 | 28:42.074 | 21.618 | 1.095 | 180.8 | 13 | 1:25.147 | 182.9 |
| 8 | 7 | Vladimir Netusil | CZE | GC | 1 | Effective Racing | CZE | Dallara F320 HWA | 20 | 29:00.565 | 40.109 | 18.491 | 178.9 | 5 | 1:25.879 | 181.3 |

Not classified: (Requirements: 75% of number laps of leader = 15 Laps)

| | | | | | | | | | | | | | | | | |
|-----|---------------|-----|----|--|--|-----------|-----|---------------------|---|------------------|---------|---------|-------|---|----------|-------|
| 212 | Paolo Brajnik | SRB | GC | | | NV Racing | SRB | Dallara F320 Spiess | 7 | 11:36.096 | 13 Laps | 13 Laps | 156.6 | 3 | 1:25.717 | 181.6 |
|-----|---------------|-----|----|--|--|-----------|-----|---------------------|---|------------------|---------|---------|-------|---|----------|-------|

Fastest lap Noel Leon in 1:23.695 at 186.0 Km/h in lap 12

Published at:.....

Track Temp: **30.1 °C** Air Temp: **18.9 °C** Humidity: **67 %** Track Status: **DRY**

Race Director:

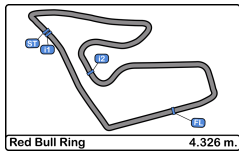
Neus Santamaría Sanromà

DPB-0819-ESP/CAT

Timekeeper:

Luis Garcia
 JOB-1605-ESP/M





Red Bull Ring
Euroformula Open
Race - 2
Provisional Results by Category



Rookie

| Clas | Nº | Driver | Nat | Cat | Clas | Team | Nat | Vehicle | Laps | Total Time | Gap | Interval | Km/h | Best | Time | Km/h |
|------|----|-------------------|-----|-----|------|---------------|-----|---------------------|------|------------|-----|----------|-------|------|----------|-------|
| 1 | 26 | Jakob Bergmeister | | R | 1 | Team Motopark | | Dallara F320 Spiess | 20 | 28:42.074 | | | 180.8 | 13 | 1:25.147 | 182.9 |

GC

| Clas | Nº | Driver | Nat | Cat | Clas | Team | Nat | Vehicle | Laps | Total Time | Gap | Interval | Km/h | Best | Time | Km/h |
|------|----|------------------|-----|-----|------|------------------|-----|------------------|------|------------|-----|----------|-------|------|----------|-------|
| 1 | 7 | Vladimir Netusil | | GC | 1 | Effective Racing | | Dallara F320 HWA | 20 | 29:00.565 | | | 178.9 | 5 | 1:25.879 | 181.3 |

Not classified: (Requirements: 75% of number laps of leader = 15 Laps)

| | | | | | | | | | | | | | | | |
|-----|---------------|--|----|---|-----------|--|---------------------|---|-----------|---------|---------|-------|---|----------|-------|
| 212 | Paolo Brajnik | | GC | 2 | NV Racing | | Dallara F320 Spiess | 7 | 11:36.096 | 13 Laps | 13 Laps | 156.6 | 3 | 1:25.717 | 181.6 |
|-----|---------------|--|----|---|-----------|--|---------------------|---|-----------|---------|---------|-------|---|----------|-------|

| Clas | Nº | Driver | Nat | Cat | Clas | Team | Nat | Vehicle | Laps | Total Time | Gap | Interval | Km/h | Best | Time | Km/h |
|------|----|---------------------|-----|-----|------|-------------------------|-----|---------------------|------|------------|--------|----------|-------|------|----------|-------|
| 1 | 19 | Noel Leon | | | | Team Motopark | | Dallara F320 Spiess | 20 | 28:20.456 | | | 183.1 | 12 | 1:23.695 | 186.0 |
| 2 | 84 | Francesco Simonazzi | | | | BVM Racing | | Dallara F320 Spiess | 20 | 28:21.570 | 1.114 | 1.114 | 183.0 | 7 | 1:24.108 | 185.1 |
| 3 | 5 | Charlie Wurz | | | | CryptoTower Racing Team | | Dallara F320 Spiess | 20 | 28:22.820 | 2.364 | 1.250 | 182.9 | 7 | 1:24.089 | 185.2 |
| 4 | 69 | Joshua Dufek | | | | CryptoTower Racing Team | | Dallara F320 Spiess | 20 | 28:23.199 | 2.743 | 0.379 | 182.8 | 12 | 1:23.970 | 185.4 |
| 5 | 73 | Cian Shields | | | | Team Motopark | | Dallara F320 Spiess | 20 | 28:31.169 | 10.713 | 7.970 | 182.0 | 10 | 1:24.700 | 183.8 |
| 6 | 23 | Bryce Aron | | | | Team Motopark | | Dallara F320 Spiess | 20 | 28:40.979 | 20.523 | 9.810 | 180.9 | 7 | 1:24.266 | 184.8 |

Fastest lap Noel Leon in 1:23.695 at 186.0 Km/h in lap 12

Published at:.....

Track Temp: 30.1 °C Air Temp: 18.9 °C Humidity: 67 % Track Status: DRY

Race Director:

Neus Santamaría Sanromà

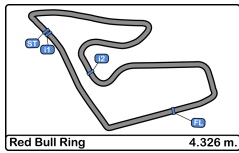
DPB-0819-ESP/CAT

Timekeeper:

Luis Garcia

JOB-1605-ESP/M





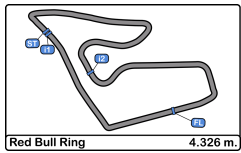
Red Bull Ring
Euroformula Open
Race - 2



Provisional Classification by Driver Fastest Lap

| Clas | Nº | Driver | Nat | Cat | Clas | Team | Nat | Vehicle | Laps | Best | Time | Gap | Interval | Km/h |
|------|-----|---------------------|-----|-----|------|-------------------------|-----|---------------------|------|------|----------|-------|----------|-------|
| 1 | 19 | Noel Leon | MEX | | | Team Motopark | DEU | Dallara F320 Spiess | 20 | 12 | 1:23.695 | | | 186.0 |
| 2 | 69 | Joshua Dufek | CHE | | | CryptoTower Racing Team | ESP | Dallara F320 Spiess | 20 | 12 | 1:23.970 | 0.275 | 0.275 | 185.4 |
| 3 | 5 | Charlie Wurz | AUT | | | CryptoTower Racing Team | ESP | Dallara F320 Spiess | 20 | 7 | 1:24.089 | 0.394 | 0.119 | 185.2 |
| 4 | 84 | Francesco Simonazzi | ITA | | | BVM Racing | ITA | Dallara F320 Spiess | 20 | 7 | 1:24.108 | 0.413 | 0.019 | 185.1 |
| 5 | 23 | Bryce Aron | USA | | | Team Motopark | DEU | Dallara F320 Spiess | 20 | 7 | 1:24.266 | 0.571 | 0.158 | 184.8 |
| 6 | 73 | Cian Shields | GBR | | | Team Motopark | DEU | Dallara F320 Spiess | 20 | 10 | 1:24.700 | 1.005 | 0.434 | 183.8 |
| 7 | 26 | Jakob Bergmeister | DEU | R | 1 | Team Motopark | DEU | Dallara F320 Spiess | 20 | 13 | 1:25.147 | 1.452 | 0.447 | 182.9 |
| 8 | 212 | Paolo Brajnik | SRB | GC | 1 | NV Racing | SRB | Dallara F320 Spiess | 7 | 3 | 1:25.717 | 2.022 | 0.570 | 181.6 |
| 9 | 7 | Vladimir Netusil | CZE | GC | 2 | Effective Racing | CZE | Dallara F320 HWA | 20 | 5 | 1:25.879 | 2.184 | 0.162 | 181.3 |





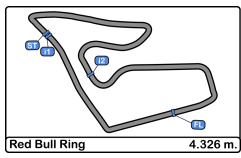
Red Bull Ring
Euroformula Open
Race - 2



Distance and Speed Average

| Clas | Nº | Driver | Nat | Cat | Clas | Team | Nat | Vehicle | Laps | Distance | Total Time | Km/h |
|------|-----|---------------------|-----|-----|------|-------------------------|-----|---------------------|------|----------|------------|-------|
| 1 | 19 | Noel Leon | MEX | | | Team Motopark | DEU | Dallara F320 Spiess | 20 | 86.52 | 28:20.456 | 183.1 |
| 2 | 84 | Francesco Simonazzi | ITA | | | BVM Racing | ITA | Dallara F320 Spiess | 20 | 86.52 | 28:21.570 | 183.0 |
| 3 | 5 | Charlie Wurz | AUT | | | CryptoTower Racing Team | JPN | Dallara F320 Spiess | 20 | 86.52 | 28:22.820 | 182.9 |
| 4 | 69 | Joshua Dufek | CHE | | | CryptoTower Racing Team | JPN | Dallara F320 Spiess | 20 | 86.52 | 28:23.199 | 182.8 |
| 5 | 73 | Cian Shields | GBR | | | Team Motopark | DEU | Dallara F320 Spiess | 20 | 86.52 | 28:31.169 | 182.0 |
| 6 | 23 | Bryce Aron | USA | | | Team Motopark | DEU | Dallara F320 Spiess | 20 | 86.52 | 28:40.979 | 180.9 |
| 7 | 26 | Jakob Bergmeister | DEU | R | 1 | Team Motopark | DEU | Dallara F320 Spiess | 20 | 86.52 | 28:42.074 | 180.8 |
| 8 | 7 | Vladimir Netusil | CZE | GC | 1 | Effective Racing | CZE | Dallara F320 HWA | 20 | 86.52 | 29:00.565 | 178.9 |
| 9 | 212 | Paolo Brajnik | SRB | GC | 2 | NV Racing | SRB | Dallara F320 Spiess | 7 | 30.28 | 11:36.096 | 156.6 |





Red Bull Ring
Euroformula Open
Race - 2
Lap Analysis



5

Charlie Wurz

Dallara F320 Spiess **19**

Noel Leon

Dallara F320 Spiess

CryptoTower Racing Team

Team Motopark

| Lap | D | Time | Sector 1 | Sector 2 | Sector 3 | T. Spd | Elapsed | Lap | D | Time | Sector 1 | Sector 2 | Sector 3 | T. Spd | Elapsed |
|-----|---|----------|----------|----------|----------|--------|-----------|-----|---|----------|----------|----------|----------|--------|-----------|
| 1 | | 1:30.399 | 26.236 | 38.770 | 25.393 | 217.3 | 1:30.399 | 1 | | 1:32.193 | 26.462 | 39.688 | 26.043 | 212.5 | 1:32.193 |
| 2 | | 1:25.184 | 22.153 | 37.817 | 25.214 | 221.3 | 2:55.583 | 2 | | 1:25.950 | 22.153 | 38.589 | 25.208 | 226.4 | 2:58.143 |
| 3 | | 1:24.887 | 22.049 | 37.812 | 25.026 | 221.3 | 4:20.470 | 3 | | 1:25.605 | 21.862 | 38.431 | 25.312 | 226.4 | 4:23.748 |
| 4 | | 1:24.742 | 21.986 | 37.845 | 24.911 | 221.7 | 5:45.212 | 4 | | 1:25.790 | 21.807 | 38.512 | 25.471 | 228.8 | 5:49.538 |
| 5 | | 1:24.192 | 21.931 | 37.466 | 24.795 | 222.2 | 7:09.404 | 5 | | 1:25.811 | 22.095 | 38.757 | 24.959 | 221.7 | 7:15.349 |
| 6 | | 1:24.274 | 21.918 | 37.466 | 24.890 | 221.7 | 8:33.678 | 6 | | 1:24.715 | 21.964 | 37.915 | 24.836 | 226.4 | 8:40.064 |
| 7 | | 1:24.089 | 21.850 | 37.467 | 24.772 | 222.6 | 9:57.767 | 7 | | 1:25.007 | 21.846 | 38.307 | 24.854 | 227.8 | 10:05.071 |
| 8 | | 1:24.327 | 21.823 | 37.633 | 24.871 | 224.5 | 11:22.094 | 8 | | 1:23.746 | 21.800 | 37.432 | 24.514 | 223.1 | 11:28.817 |
| 9 | | 1:26.440 | 21.895 | 38.979 | 25.566 | 224.5 | 12:48.534 | 9 | | 1:23.800 | 21.823 | 37.412 | 24.565 | 222.6 | 12:52.617 |
| 10 | | 1:24.549 | 21.901 | 37.601 | 25.047 | 224.0 | 14:13.083 | 10 | | 1:23.705 | 21.879 | 37.307 | 24.519 | 223.6 | 14:16.322 |
| 11 | | 1:24.783 | 21.995 | 37.712 | 25.076 | 222.6 | 15:37.866 | 11 | | 1:23.696 | 21.813 | 37.350 | 24.533 | 223.1 | 15:40.018 |
| 12 | | 1:24.646 | 21.966 | 37.711 | 24.969 | 222.6 | 17:02.512 | 12 | | 1:23.695 | 21.823 | 37.321 | 24.551 | 224.0 | 17:03.713 |
| 13 | | 1:24.494 | 21.962 | 37.634 | 24.898 | 222.6 | 18:27.006 | 13 | | 1:23.757 | 21.742 | 37.381 | 24.634 | 224.0 | 18:27.470 |
| 14 | | 1:24.537 | 21.970 | 37.652 | 24.915 | 222.6 | 19:51.543 | 14 | | 1:24.583 | 21.961 | 37.662 | 24.960 | 225.9 | 19:52.053 |
| 15 | | 1:24.701 | 21.972 | 37.707 | 25.022 | 222.6 | 21:16.244 | 15 | | 1:24.541 | 21.769 | 37.767 | 25.005 | 228.8 | 21:16.594 |
| 16 | | 1:26.096 | 21.985 | 38.930 | 25.181 | 221.3 | 22:42.340 | 16 | | 1:24.921 | 21.761 | 38.269 | 24.891 | 229.2 | 22:41.515 |
| 17 | | 1:25.005 | 21.907 | 37.917 | 25.181 | 224.5 | 24:07.345 | 17 | | 1:24.461 | 22.023 | 37.702 | 24.736 | 223.6 | 24:05.976 |
| 18 | | 1:25.015 | 21.993 | 37.998 | 25.024 | 223.1 | 25:32.360 | 18 | | 1:24.686 | 22.001 | 37.853 | 24.832 | 223.1 | 25:30.662 |
| 19 | | 1:24.986 | 22.030 | 37.872 | 25.084 | 222.2 | 26:57.346 | 19 | | 1:24.758 | 21.880 | 37.934 | 24.944 | 223.6 | 26:55.420 |
| 20 | | 1:25.474 | 22.113 | 38.020 | 25.341 | 221.3 | 28:22.820 | 20 | | 1:25.036 | 21.939 | 38.212 | 24.885 | 226.4 | 28:20.456 |

7

Vladimir Netusil

Dallara F320 HWA **23**

Bryce Aron

Dallara F320 Spiess

GC

Effective Racing

Team Motopark

| Lap | D | Time | Sector 1 | Sector 2 | Sector 3 | T. Spd | Elapsed | Lap | D | Time | Sector 1 | Sector 2 | Sector 3 | T. Spd | Elapsed |
|-----|---|----------|----------|----------|----------|--------|-----------|-----|---|----------|----------|----------|----------|--------|-----------|
| 1 | | 1:34.799 | 28.117 | 40.685 | 25.997 | 215.5 | 1:34.799 | 1 | | 1:29.295 | 25.655 | 38.243 | 25.397 | 217.3 | 1:29.295 |
| 2 | | 1:26.837 | 22.401 | 38.787 | 25.649 | 223.1 | 3:01.636 | 2 | | 1:24.971 | 22.169 | 37.817 | 24.985 | 219.9 | 2:54.266 |
| 3 | | 1:26.158 | 22.290 | 38.372 | 25.496 | 222.6 | 4:27.794 | 3 | | 1:24.656 | 22.028 | 37.666 | 24.962 | 220.4 | 4:18.922 |
| 4 | | 1:26.288 | 22.389 | 38.508 | 25.391 | 222.2 | 5:54.082 | 4 | | 1:24.557 | 22.045 | 37.601 | 24.911 | 220.4 | 5:43.479 |
| 5 | | 1:25.879 | 22.226 | 38.330 | 25.323 | 221.7 | 7:19.961 | 5 | | 1:24.549 | 21.912 | 37.670 | 24.967 | 220.8 | 7:08.028 |
| 6 | | 1:27.008 | 22.388 | 39.064 | 25.556 | 221.3 | 8:46.969 | 6 | | 1:24.646 | 22.047 | 37.699 | 24.900 | 220.8 | 8:32.674 |
| 7 | | 1:26.424 | 22.350 | 38.660 | 25.414 | 221.3 | 10:13.393 | 7 | | 1:24.266 | 21.882 | 37.576 | 24.808 | 220.8 | 9:56.940 |
| 8 | | 1:26.015 | 22.268 | 38.412 | 25.335 | 220.8 | 11:39.408 | 8 | | 1:24.555 | 22.071 | 37.664 | 24.820 | 222.2 | 11:21.495 |
| 9 | | 1:26.196 | 22.389 | 38.400 | 25.407 | 219.9 | 13:05.604 | 9 | | 1:24.389 | 22.055 | 37.563 | 24.771 | 220.8 | 12:45.884 |
| 10 | | 1:26.211 | 22.294 | 38.472 | 25.445 | 220.4 | 14:31.815 | 10 | | 1:24.549 | 22.060 | 37.574 | 24.915 | 220.4 | 14:10.433 |
| 11 | | 1:26.340 | 22.416 | 38.619 | 25.305 | 219.9 | 15:58.155 | 11 | | 1:24.749 | 22.074 | 37.693 | 24.982 | 219.9 | 15:35.182 |
| 12 | | 1:26.218 | 22.334 | 38.398 | 25.486 | 219.9 | 17:24.373 | 12 | | 1:24.318 | 21.982 | 37.485 | 24.851 | 220.4 | 16:59.500 |
| 13 | | 1:26.229 | 22.295 | 38.641 | 25.293 | 220.4 | 18:50.602 | 13 | | 1:24.610 | 21.942 | 37.711 | 24.957 | 220.4 | 18:24.110 |
| 14 | | 1:26.435 | 22.268 | 38.666 | 25.501 | 220.8 | 20:17.037 | 14 | | 1:24.287 | 22.000 | 37.561 | 24.726 | 220.8 | 19:48.397 |
| 15 | | 1:26.618 | 22.374 | 38.746 | 25.498 | 220.4 | 21:43.655 | 15 | | 1:24.500 | 22.008 | 37.619 | 24.873 | 221.7 | 21:12.897 |
| 16 | | 1:26.780 | 22.488 | 38.917 | 25.375 | 219.9 | 23:10.435 | 16 | | 1:24.525 | 22.063 | 37.641 | 24.821 | 221.3 | 22:37.422 |
| 17 | | 1:26.933 | 22.460 | 38.782 | 25.691 | 219.9 | 24:37.368 | 17 | | 1:24.911 | 22.058 | 37.774 | 25.079 | 221.3 | 24:02.333 |
| 18 | | 1:27.422 | 22.461 | 39.023 | 25.938 | 219.9 | 26:04.790 | 18 | | 1:47.001 | 22.171 | 59.333 | 25.497 | 219.9 | 25:49.334 |
| 19 | | 1:28.045 | 22.598 | 39.293 | 26.154 | 219.9 | 27:32.835 | 19 | | 1:26.261 | 22.474 | 38.513 | 25.274 | 218.6 | 27:15.595 |
| 20 | | 1:27.730 | 22.572 | 39.044 | 26.114 | 219.9 | 29:00.565 | 20 | | 1:25.384 | 22.223 | 37.971 | 25.190 | 221.7 | 28:40.979 |





Red Bull Ring
Euroformula Open
Race - 2
Lap Analysis



26

Jakob Bergmeister

Dallara F320 Spiess **73**

Cian Shields

Dallara F320 Spiess

Rookie

Team Motopark

Team Motopark

| Lap D | Time | Sector 1 | Sector 2 | Sector 3 | T. Spd | Elapsed | Lap D | Time | Sector 1 | Sector 2 | Sector 3 | T. Spd | Elapsed |
|-------|-----------------|---------------|---------------|---------------|--------|-----------|-------|-----------------|---------------|---------------|---------------|--------|-----------|
| 1 | 1:33.482 | 28.223 | 39.461 | 25.798 | 215.5 | 1:33.482 | 1 | 1:32.655 | 26.889 | 39.454 | 26.312 | 223.6 | 1:32.655 |
| 2 | 1:26.023 | 22.255 | 38.249 | 25.519 | 223.1 | 2:59.505 | 2 | 1:25.940 | 22.089 | 38.412 | 25.439 | 226.4 | 2:58.595 |
| 3 | 1:25.578 | 22.253 | 37.925 | 25.400 | 222.2 | 4:25.083 | 3 | 1:25.580 | 22.005 | 38.052 | 25.523 | 225.0 | 4:24.175 |
| 4 | 1:25.491 | 22.120 | 37.882 | 25.489 | 223.6 | 5:50.574 | 4 | 1:25.659 | 21.942 | 38.102 | 25.615 | 225.4 | 5:49.834 |
| 5 | 1:26.206 | 22.102 | 38.312 | 25.792 | 224.5 | 7:16.780 | 5 | 1:25.967 | 21.961 | 38.742 | 25.264 | 227.8 | 7:15.801 |
| 6 | 1:25.765 | 22.036 | 37.930 | 25.799 | 223.6 | 8:42.545 | 6 | 1:24.935 | 21.932 | 37.781 | 25.222 | 226.4 | 8:40.736 |
| 7 | 1:25.562 | 22.211 | 37.900 | 25.451 | 222.6 | 10:08.107 | 7 | 1:25.978 | 21.892 | 37.955 | 26.131 | 225.0 | 10:06.714 |
| 8 | 1:25.609 | 22.091 | 37.972 | 25.546 | 223.1 | 11:33.716 | 8 | 1:24.851 | 22.264 | 37.565 | 25.022 | 224.0 | 11:31.565 |
| 9 | 1:25.319 | 22.048 | 37.881 | 25.390 | 223.6 | 12:59.035 | 9 | 1:24.894 | 21.972 | 37.574 | 25.348 | 223.6 | 12:56.459 |
| 10 | 1:25.232 | 22.096 | 37.832 | 25.304 | 222.2 | 14:24.267 | 10 | 1:24.700 | 22.048 | 37.622 | 25.030 | 222.6 | 14:21.159 |
| 11 | 1:25.858 | 22.139 | 38.018 | 25.701 | 223.1 | 15:50.125 | 11 | 1:24.811 | 22.054 | 37.637 | 25.120 | 222.6 | 15:45.970 |
| 12 | 1:25.419 | 22.182 | 37.901 | 25.336 | 220.8 | 17:15.544 | 12 | 1:24.837 | 22.134 | 37.710 | 24.993 | 222.2 | 17:10.807 |
| 13 | 1:25.147 | 22.188 | 37.737 | 25.222 | 221.7 | 18:40.691 | 13 | 1:24.724 | 22.021 | 37.559 | 25.144 | 222.2 | 18:35.531 |
| 14 | 1:25.409 | 22.094 | 37.844 | 25.471 | 222.6 | 20:06.100 | 14 | 1:25.481 | 22.337 | 37.783 | 25.361 | 221.7 | 20:01.012 |
| 15 | 1:26.189 | 22.034 | 38.458 | 25.697 | 223.1 | 21:32.289 | 15 | 1:24.877 | 22.018 | 37.680 | 25.179 | 222.2 | 21:25.889 |
| 16 | 1:25.619 | 22.260 | 37.916 | 25.443 | 219.5 | 22:57.908 | 16 | 1:24.964 | 22.102 | 37.676 | 25.186 | 222.2 | 22:50.853 |
| 17 | 1:25.629 | 22.119 | 37.836 | 25.674 | 222.2 | 24:23.537 | 17 | 1:25.056 | 22.019 | 37.924 | 25.113 | 221.7 | 24:15.909 |
| 18 | 1:26.334 | 22.198 | 38.565 | 25.571 | 220.8 | 25:49.871 | 18 | 1:25.249 | 22.070 | 37.767 | 25.412 | 222.2 | 25:41.158 |
| 19 | 1:26.587 | 22.109 | 38.910 | 25.568 | 225.0 | 27:16.458 | 19 | 1:25.033 | 22.120 | 37.744 | 25.169 | 221.3 | 27:06.191 |
| 20 | 1:25.616 | 22.063 | 38.029 | 25.524 | 223.6 | 28:42.074 | 20 | 1:24.978 | 22.090 | 37.673 | 25.215 | 222.2 | 28:31.169 |

69

Joshua Dufek

Dallara F320 Spiess **84**

Francesco Simonazzi

Dallara F320 Spiess

CryptoTower Racing Team

BVM Racing

| Lap D | Time | Sector 1 | Sector 2 | Sector 3 | T. Spd | Elapsed | Lap D | Time | Sector 1 | Sector 2 | Sector 3 | T. Spd | Elapsed |
|-------|-----------------|---------------|---------------|---------------|--------|-----------|-------|---------------------|---------------|---------------|---------------|--------|-----------|
| 1 | 1:31.918 | 26.318 | 39.704 | 25.896 | 218.1 | 1:31.918 | 1 | 1:31.059 | 26.294 | 39.285 | 25.480 | 219.9 | 1:31.059 |
| 2 | 1:25.787 | 22.141 | 38.482 | 25.164 | 222.2 | 2:57.705 | 2 | 1:25.468 | 21.950 | 38.255 | 25.263 | 225.0 | 2:56.527 |
| 3 | 1:25.707 | 21.954 | 38.598 | 25.155 | 223.1 | 4:23.412 | 3 | 1:24.797 | 22.000 | 37.913 | 24.884 | 224.0 | 4:21.324 |
| 4 | 1:25.915 | 21.972 | 38.537 | 25.406 | 222.2 | 5:49.327 | 4 | 1:24.432 | 21.790 | 37.789 | 24.853 | 225.0 | 5:45.756 |
| 5 | 1:25.664 | 22.329 | 38.351 | 24.984 | 219.5 | 7:14.991 | 5 | 1:24.174 | 21.678 | 37.705 | 24.788 | 226.4 | 7:09.927 |
| 6 | 1:24.793 | 22.021 | 37.839 | 24.933 | 222.2 | 8:39.784 | 6 | 1:24.259 | 21.796 | 37.671 | 24.792 | 225.9 | 8:34.186 |
| 7 | 1:25.815 | 21.920 | 38.517 | 25.378 | 222.6 | 10:05.599 | 7 | 1:24.108 | 21.727 | 37.578 | 24.803 | 226.4 | 9:58.294 |
| 8 | 1:24.340 | 21.784 | 37.721 | 24.835 | 225.9 | 11:29.939 | 8 | 1:24.174 | 21.682 | 37.709 | 24.783 | 228.3 | 11:22.468 |
| 9 | 1:24.179 | 21.848 | 37.491 | 24.840 | 224.0 | 12:54.118 | 9 | 1:25.188 | 21.685 | 38.594 | 24.909 | 229.2 | 12:47.656 |
| 10 | 1:24.070 | 21.849 | 37.442 | 24.779 | 223.6 | 14:18.188 | 10 | 1:24.286 | 21.950 | 37.536 | 24.800 | 222.6 | 14:11.942 |
| 11 | 1:24.000 | 21.820 | 37.556 | 24.624 | 223.6 | 15:42.188 | 11 | 1:24.366 | 21.904 | 37.658 | 24.804 | 222.2 | 15:36.308 |
| 12 | 1:23.970 | 21.878 | 37.397 | 24.695 | 222.6 | 17:06.158 | 12 | 1:24.230 | 21.895 | 37.531 | 24.804 | 222.6 | 17:00.538 |
| 13 | 1:24.064 | 21.859 | 37.597 | 24.608 | 222.6 | 18:30.222 | 13 | 1:24.265 | 21.807 | 37.571 | 24.887 | 222.6 | 18:24.803 |
| 14 | 1:24.460 | 21.828 | 37.750 | 24.882 | 223.6 | 19:54.682 | 14 | 1:24.484 | 21.838 | 37.742 | 24.904 | 224.5 | 19:49.287 |
| 15 | 1:24.328 | 21.913 | 37.620 | 24.795 | 223.1 | 21:19.010 | 15 | 1:24.271 | 21.867 | 37.564 | 24.840 | 223.6 | 21:13.558 |
| 16 | 1:24.582 | 22.024 | 37.696 | 24.862 | 222.6 | 22:43.592 | 16 | 1:24.428 | 21.910 | 37.640 | 24.878 | 225.0 | 22:37.986 |
| 17 | 1:24.632 | 21.876 | 37.776 | 24.980 | 224.5 | 24:08.224 | 17 | 1:24.664 | 21.903 | 37.768 | 24.993 | 225.0 | 24:02.650 |
| 18 | 1:24.742 | 21.842 | 37.913 | 24.987 | 225.0 | 25:32.966 | 18 | 1:26.429 | 22.025 | 38.734 | 25.670 | 226.8 | 25:29.079 |
| 19 | 1:24.810 | 21.809 | 38.125 | 24.876 | 226.4 | 26:57.776 | 19 | 1:25.998 | 22.330 | 38.317 | 25.351 | 218.1 | 26:55.077 |
| 20 | 1:25.423 | 22.069 | 38.006 | 25.348 | 225.4 | 28:23.199 | 20 | 1:26.493 | 22.248 | 38.742 | 25.503 | 219.5 | 28:21.570 |

212

Paolo Brajnik

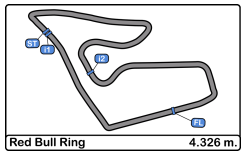
Dallara F320 Spiess

GC

NV Racing

| Lap D | Time | Sector 1 | Sector 2 | Sector 3 | T. Spd | Elapsed |
|-------|-----------------|---------------|---------------|---------------|--------|-----------|
| 1 | 1:34.076 | 28.000 | 40.225 | 25.851 | 221.3 | 1:34.076 |
| 2 | 1:26.424 | 22.197 | 38.537 | 25.690 | 224.5 | 3:00.500 |
| 3 | 1:25.717 | 22.057 | 38.103 | 25.557 | 224.0 | 4:26.217 |
| 4 | 1:26.008 | 22.115 | 38.148 | 25.745 | 223.1 | 5:52.225 |
| 5 | 1:25.722 | 22.088 | 38.051 | 25.583 | 223.6 | 7:17.947 |
| 6 | 2:34.557 | 22.205 | 1:42.789 | 29.563 | 223.1 | 9:52.504 |
| 7 | 1:43.592 P | 23.383 | 43.099 | 37.110 | 218.6 | 11:36.096 |





Red Bull Ring
Euroformula Open
Race - 2
Analysis by Lap



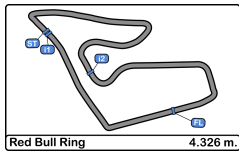
| Num | Lap Time | Gap |
|--------------|----------|--------|
| Lap 1 | | |
| 23 | 1:29.295 | |
| 5 | 1:30.399 | 01.104 |
| 84 | 1:31.059 | 01.764 |
| 69 | 1:31.918 | 02.623 |
| 19 | 1:32.193 | 02.898 |
| 73 | 1:32.655 | 03.360 |
| 26 | 1:33.482 | 04.187 |
| 212 | 1:34.076 | 04.781 |
| 7 | 1:34.799 | 05.504 |
| Lap 2 | | |
| 23 | 1:24.971 | |
| 5 | 1:25.184 | 01.317 |
| 84 | 1:25.468 | 02.261 |
| 69 | 1:25.787 | 03.439 |
| 19 | 1:25.950 | 03.877 |
| 73 | 1:25.940 | 04.329 |
| 26 | 1:26.023 | 05.239 |
| 212 | 1:26.424 | 06.234 |
| 7 | 1:26.837 | 07.370 |
| Lap 3 | | |
| 23 | 1:24.656 | |
| 5 | 1:24.887 | 01.548 |
| 84 | 1:24.797 | 02.402 |
| 69 | 1:25.707 | 04.490 |
| 19 | 1:25.605 | 04.826 |
| 73 | 1:25.580 | 05.253 |
| 26 | 1:25.578 | 06.161 |
| 212 | 1:25.717 | 07.295 |
| 7 | 1:26.158 | 08.872 |
| Lap 4 | | |
| 23 | 1:24.557 | |
| 5 | 1:24.742 | 01.733 |
| 84 | 1:24.432 | 02.277 |
| 69 | 1:25.915 | 05.848 |
| 19 | 1:25.790 | 06.059 |
| 73 | 1:25.659 | 06.355 |
| 26 | 1:25.491 | 07.095 |
| 212 | 1:26.008 | 08.746 |
| 7 | 1:26.288 | 10.603 |
| Lap 5 | | |
| 23 | 1:24.549 | |
| 5 | 1:24.192 | 01.376 |
| 84 | 1:24.171 | 01.899 |
| 69 | 1:25.664 | 06.963 |
| 19 | 1:25.811 | 07.321 |
| 73 | 1:25.967 | 07.773 |
| 26 | 1:26.206 | 08.752 |
| 212 | 1:25.722 | 09.919 |
| 7 | 1:25.879 | 11.933 |

| Num | Lap Time | Gap |
|---------------|----------|----------|
| Lap 6 | | |
| 23 | 1:24.646 | |
| 5 | 1:24.274 | 01.004 |
| 84 | 1:24.259 | 01.512 |
| 69 | 1:24.793 | 07.110 |
| 19 | 1:24.715 | 07.390 |
| 73 | 1:24.935 | 08.062 |
| 26 | 1:25.765 | 09.871 |
| 7 | 1:27.008 | 14.295 |
| 212 | 2:34.557 | 1:19.830 |
| Lap 7 | | |
| 23 | 1:24.266 | |
| 5 | 1:24.089 | 00.827 |
| 84 | 1:24.108 | 01.354 |
| 19 | 1:25.007 | 08.131 |
| 69 | 1:25.815 | 08.659 |
| 73 | 1:25.978 | 09.774 |
| 26 | 1:25.562 | 11.167 |
| 7 | 1:26.424 | 16.453 |
| Lap 8 | | |
| 23 | 1:24.555 | |
| 5 | 1:24.327 | 00.599 |
| 84 | 1:24.174 | 00.973 |
| 19 | 1:23.746 | 07.322 |
| 69 | 1:24.340 | 08.444 |
| 73 | 1:24.851 | 10.070 |
| 26 | 1:25.609 | 12.221 |
| 212 | 1:43.592 | 1 Lap |
| 7 | 1:26.015 | 17.913 |
| Lap 9 | | |
| 23 | 1:24.389 | |
| 84 | 1:25.188 | 01.772 |
| 5 | 1:26.440 | 02.650 |
| 19 | 1:23.800 | 06.733 |
| 69 | 1:24.179 | 08.234 |
| 73 | 1:24.894 | 10.575 |
| 26 | 1:25.319 | 13.151 |
| 7 | 1:26.196 | 19.720 |
| Lap 10 | | |
| 23 | 1:24.549 | |
| 84 | 1:24.286 | 01.509 |
| 5 | 1:24.549 | 02.650 |
| 19 | 1:23.705 | 05.889 |
| 69 | 1:24.070 | 07.755 |
| 73 | 1:24.700 | 10.726 |
| 26 | 1:25.232 | 13.834 |
| 7 | 1:26.211 | 21.382 |
| Lap 11 | | |
| 23 | 1:24.749 | |
| 84 | 1:24.366 | 01.126 |

| Num | Lap Time | Gap |
|---------------|----------|--------|
| Lap 12 | | |
| 23 | 1:24.318 | |
| 84 | 1:24.230 | 01.038 |
| 5 | 1:24.646 | 03.012 |
| 19 | 1:23.695 | 04.213 |
| 69 | 1:23.970 | 06.658 |
| 73 | 1:24.837 | 11.307 |
| 26 | 1:25.419 | 16.044 |
| 7 | 1:26.218 | 24.873 |
| Lap 13 | | |
| 23 | 1:24.610 | |
| 84 | 1:24.265 | 00.693 |
| 5 | 1:24.494 | 02.896 |
| 19 | 1:23.757 | 03.360 |
| 69 | 1:24.064 | 06.112 |
| 73 | 1:24.724 | 11.421 |
| 26 | 1:25.147 | 16.581 |
| 7 | 1:26.229 | 26.492 |
| Lap 14 | | |
| 23 | 1:24.287 | |
| 84 | 1:24.484 | 00.890 |
| 5 | 1:24.537 | 03.146 |
| 19 | 1:24.583 | 03.656 |
| 69 | 1:24.460 | 06.285 |
| 73 | 1:25.481 | 12.615 |
| 26 | 1:25.409 | 17.703 |
| 7 | 1:26.435 | 28.640 |
| Lap 15 | | |
| 23 | 1:24.500 | |
| 84 | 1:24.271 | 00.661 |
| 5 | 1:24.701 | 03.347 |
| 19 | 1:24.541 | 03.697 |
| 69 | 1:24.328 | 06.113 |
| 73 | 1:24.877 | 12.992 |
| 26 | 1:26.189 | 19.392 |
| 7 | 1:26.618 | 30.758 |
| Lap 16 | | |
| 23 | 1:24.525 | |
| 84 | 1:24.428 | 00.564 |
| 19 | 1:24.921 | 04.093 |
| 5 | 1:26.096 | 04.918 |
| 69 | 1:24.582 | 06.170 |
| 73 | 1:24.964 | 13.431 |
| 26 | 1:25.619 | 20.486 |

| Num | Lap Time | Gap |
|---------------|----------|--------|
| Lap 17 | | |
| 23 | 1:24.911 | |
| 84 | 1:24.664 | 00.317 |
| 19 | 1:24.461 | 03.643 |
| 5 | 1:25.005 | 05.012 |
| 69 | 1:24.632 | 05.891 |
| 73 | 1:25.056 | 13.576 |
| 26 | 1:25.629 | 21.204 |
| 7 | 1:26.933 | 35.035 |
| Lap 18 | | |
| 84 | 1:26.429 | |
| 19 | 1:24.686 | 01.583 |
| 5 | 1:25.015 | 03.281 |
| 69 | 1:24.742 | 03.887 |
| 73 | 1:25.249 | 12.079 |
| 23 | 1:47.001 | 20.255 |
| 26 | 1:26.334 | 20.792 |
| 7 | 1:27.422 | 35.711 |
| Lap 19 | | |
| 84 | 1:25.998 | |
| 19 | 1:24.758 | 00.343 |
| 5 | 1:24.986 | 02.269 |
| 69 | 1:24.810 | 02.699 |
| 73 | 1:25.033 | 11.114 |
| 23 | 1:26.261 | 20.518 |
| 26 | 1:26.587 | 21.381 |
| 7 | 1:28.045 | 37.758 |
| Lap 20 | | |
| 19 | 1:25.036 | |
| 84 | 1:26.493 | 01.114 |
| 5 | 1:25.474 | 02.364 |
| 69 | 1:25.423 | 02.743 |
| 73 | 1:24.978 | 10.713 |
| 23 | 1:25.384 | 20.523 |
| 26 | 1:25.616 | 21.618 |
| 7 | 1:27.730 | 40.109 |



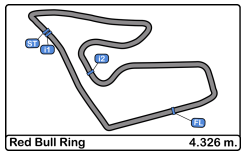


Red Bull Ring
Euroformula Open
Race - 2
Best Sectors Results



| Sector - 1 | | | | Sector - 2 | | | | Sector - 3 | | | | Ideal Lap vs Best Lap | | | |
|------------|----|---------------------|--------|------------|---------------------|--------|-----|---------------------|--------|------|-----|-----------------------|-----------|----------|------|
| Clas | Nº | Driver | Time | Nº | Driver | Time | Nº | Driver | Time | Clas | Nº | Driver | Ideal Lap | Best Lap | Clas |
| 1 | 84 | Francesco Simonazzi | 21.678 | 19 | Noel Leon | 37.307 | 19 | Noel Leon | 24.514 | 1 | 19 | Noel Leon | 1:23.563 | 1:23.695 | 1 |
| 2 | 19 | Noel Leon | 21.742 | 69 | Joshua Dufek | 37.397 | 69 | Joshua Dufek | 24.608 | 2 | 69 | Joshua Dufek | 1:23.789 | 1:23.970 | 2 |
| 3 | 69 | Joshua Dufek | 21.784 | 5 | Charlie Wurz | 37.466 | 23 | Bryce Aron | 24.726 | 3 | 84 | Francesco Simonazzi | 1:23.992 | 1:24.108 | 4 |
| 4 | 5 | Charlie Wurz | 21.823 | 23 | Bryce Aron | 37.485 | 5 | Charlie Wurz | 24.772 | 4 | 5 | Charlie Wurz | 1:24.061 | 1:24.089 | 3 |
| 5 | 23 | Bryce Aron | 21.882 | 84 | Francesco Simonazzi | 37.531 | 84 | Francesco Simonazzi | 24.783 | 5 | 23 | Bryce Aron | 1:24.093 | 1:24.266 | 5 |
| 6 | 73 | Cian Shields | 21.892 | 73 | Cian Shields | 37.559 | 73 | Cian Shields | 24.993 | 6 | 73 | Cian Shields | 1:24.444 | 1:24.700 | 6 |
| 7 | 26 | Jakob Bergmeister | 22.034 | 26 | Jakob Bergmeister | 37.737 | 26 | Jakob Bergmeister | 25.222 | 7 | 26 | Jakob Bergmeister | 1:24.993 | 1:25.147 | 7 |
| 8 | 21 | Paolo Brajnik | 22.057 | 212 | Paolo Brajnik | 38.051 | 7 | Vladimir Netusil | 25.293 | 8 | 212 | Paolo Brajnik | 1:25.665 | 1:25.717 | 8 |
| 9 | 7 | Vladimir Netusil | 22.226 | 7 | Vladimir Netusil | 38.330 | 212 | Paolo Brajnik | 25.557 | 9 | 7 | Vladimir Netusil | 1:25.849 | 1:25.879 | 9 |



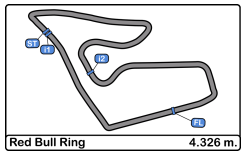


Red Bull Ring
Euroformula Open
Race - 2
Leader Sequence



| N° | Driver | Nat | Cat | Clas | Team | Nat | Vehicle | Start Lap | End Lap | Laps | Total Laps |
|----|---------------------|-----|-----|------|---------------|-----|---------------------|-----------|---------|------|------------|
| 23 | Bryce Aron | | USA | | Team Motopark | | Dallara F320 Spiess | 1 | 17 | 17 | 17 |
| 84 | Francesco Simonazzi | | ITA | | BVM Racing | | Dallara F320 Spiess | 18 | 19 | 2 | 2 |
| 19 | Noel Leon | | MEX | | Team Motopark | | Dallara F320 Spiess | 20 | 20 | 1 | 1 |



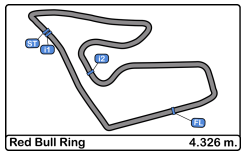


Red Bull Ring
Euroformula Open
Race - 2
Best 5 Lap Times



| Cls | N° | Driver | Nat | Cat | Cls | Team | Nat | Vehicle | Best 1 | | Best 2 | | Best 3 | | Best 4 | | Best 5 | |
|-----|-----|---------------------|-----|-----|-----|--------------------|-----|---------------------|----------|-----|----------|-----|----------|-----|----------|-----|----------|-----|
| | | | | | | | | | Time | Lap | Time | Lap | Time | Lap | Time | Lap | Time | Lap |
| 1 | 19 | Noel Leon | MEX | | | Team Motopark | DEU | Dallara F320 Spiess | 1:23.695 | 12 | 1:23.696 | 11 | 1:23.705 | 10 | 1:23.746 | 8 | 1:23.757 | 13 |
| 2 | 69 | Joshua Dufek | CHE | | | CryptoTower Racing | JPN | Dallara F320 Spiess | 1:23.970 | 12 | 1:24.000 | 11 | 1:24.064 | 13 | 1:24.070 | 10 | 1:24.179 | 9 |
| 3 | 5 | Charlie Wurz | AUT | | | CryptoTower Racing | JPN | Dallara F320 Spiess | 1:24.089 | 7 | 1:24.192 | 5 | 1:24.274 | 6 | 1:24.327 | 8 | 1:24.494 | 13 |
| 4 | 84 | Francesco Simonazzi | ITA | | | BVM Racing | ITA | Dallara F320 Spiess | 1:24.108 | 7 | 1:24.174 | 8 | 1:24.230 | 12 | 1:24.259 | 6 | 1:24.265 | 13 |
| 5 | 23 | Bryce Aron | USA | | | Team Motopark | DEU | Dallara F320 Spiess | 1:24.266 | 7 | 1:24.287 | 14 | 1:24.318 | 12 | 1:24.389 | 9 | 1:24.500 | 15 |
| 6 | 73 | Cian Shields | GBR | | | Team Motopark | DEU | Dallara F320 Spiess | 1:24.700 | 10 | 1:24.724 | 13 | 1:24.811 | 11 | 1:24.837 | 12 | 1:24.851 | 8 |
| 7 | 26 | Jakob Bergmeister | DEU | R | 1 | Team Motopark | DEU | Dallara F320 Spiess | 1:25.147 | 13 | 1:25.232 | 10 | 1:25.319 | 9 | 1:25.409 | 14 | 1:25.419 | 12 |
| 8 | 212 | Paolo Brajnik | SRB | GC | 1 | NV Racing | SRB | Dallara F320 Spiess | 1:25.717 | 3 | 1:25.722 | 5 | 1:26.008 | 4 | 1:26.424 | 2 | 1:34.076 | 1 |
| 9 | 7 | Vladimir Netusil | CZE | GC | 2 | Effective Racing | CZE | Dallara F320 HWA | 1:25.879 | 5 | 1:26.015 | 8 | 1:26.158 | 3 | 1:26.196 | 9 | 1:26.211 | 10 |



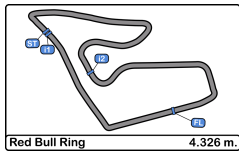


Red Bull Ring
Euroformula Open
Race - 2
Best 5 Top Speeds



| Clas | Nº | Driver | Nat | Cat | Cls | Team | Nat | Vehicle | Top 1 | | Top 2 | | Top 3 | | Top 4 | | Top 5 | | Avg |
|------|-----|---------------------|-----|-----|-----|-------------------------|-----|---------------------|-------|-----|-------|-----|-------|-----|-------|-----|-------|-----|-------|
| | | | | | | | | | Km/h | Lap | Km/h | Lap | Km/h | Lap | Km/h | Lap | Km/h | Lap | |
| 1 | 19 | Noel Leon | | | | Team Motopark | | Dallara F320 Spiess | 229.2 | 16 | 228.8 | 4 | 228.8 | 15 | 227.8 | 7 | 226.4 | 2 | 228.2 |
| 2 | 84 | Francesco Simonazzi | | | | BVM Racing | | Dallara F320 Spiess | 229.2 | 9 | 228.3 | 8 | 226.8 | 18 | 226.4 | 5 | 226.4 | 7 | 227.4 |
| 3 | 73 | Cian Shields | | | | Team Motopark | | Dallara F320 Spiess | 227.8 | 5 | 226.4 | 2 | 226.4 | 6 | 225.4 | 4 | 225.0 | 3 | 226.2 |
| 4 | 69 | Joshua Dufek | | | | CryptoTower Racing Team | | Dallara F320 Spiess | 226.4 | 19 | 225.9 | 8 | 225.4 | 20 | 225.0 | 18 | 224.5 | 17 | 225.4 |
| 5 | 26 | Jakob Bergmeister | | R | 1 | Team Motopark | | Dallara F320 Spiess | 225.0 | 19 | 224.5 | 5 | 223.6 | 4 | 223.6 | 6 | 223.6 | 9 | 224.0 |
| 6 | 5 | Charlie Wurz | | | | CryptoTower Racing Team | | Dallara F320 Spiess | 224.5 | 8 | 224.5 | 9 | 224.5 | 17 | 224.0 | 10 | 223.1 | 18 | 224.1 |
| 7 | 212 | Paolo Brajnik | | GC | 1 | NV Racing | | Dallara F320 Spiess | 224.5 | 2 | 224.0 | 3 | 223.6 | 5 | 223.1 | 4 | 223.1 | 6 | 223.6 |
| 8 | 7 | Vladimir Netusil | | GC | 2 | Effective Racing | | Dallara F320 HWA | 223.1 | 2 | 222.6 | 3 | 222.2 | 4 | 221.7 | 5 | 221.3 | 6 | 222.2 |
| 9 | 23 | Bryce Aron | | | | Team Motopark | | Dallara F320 Spiess | 222.2 | 8 | 221.7 | 15 | 221.7 | 20 | 221.3 | 16 | 221.3 | 17 | 221.6 |



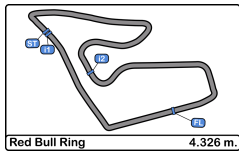


Red Bull Ring
Euroformula Open
Race - 2
Fastest Laps Sequence



| Lap | Time of Day | Session Time | Nº Driver | Nat | Cat | Team | Nat | Vehicle | Time | Km/h |
|-----|--------------|--------------|------------------------|-----|-----|-------------------------|-----|-------------------------|----------|-------|
| 2 | 10:45:56.547 | 2:54.547 | 23 Bryce Aron | | USA | Team Motopark | | DEU Dallara F320 Spiess | 1:24.971 | 183.2 |
| 3 | 10:47:21.203 | 4:19.203 | 23 Bryce Aron | | USA | Team Motopark | | DEU Dallara F320 Spiess | 1:24.656 | 183.9 |
| 4 | 10:48:45.760 | 5:43.760 | 23 Bryce Aron | | USA | Team Motopark | | DEU Dallara F320 Spiess | 1:24.557 | 184.1 |
| 4 | 10:48:48.037 | 5:46.037 | 84 Francesco Simonazzi | | ITA | BVM Racing | | ITA Dallara F320 Spiess | 1:24.432 | 184.4 |
| 5 | 10:50:11.685 | 7:09.685 | 5 Charlie Wurz | | AUT | CryptoTower Racing Team | | JPN Dallara F320 Spiess | 1:24.192 | 184.9 |
| 7 | 10:53:00.048 | 9:58.048 | 5 Charlie Wurz | | AUT | CryptoTower Racing Team | | JPN Dallara F320 Spiess | 1:24.089 | 185.2 |
| 8 | 10:54:31.098 | 11:29.098 | 19 Noel Leon | | MEX | Team Motopark | | DEU Dallara F320 Spiess | 1:23.746 | 185.9 |
| 10 | 10:57:18.603 | 14:16.603 | 19 Noel Leon | | MEX | Team Motopark | | DEU Dallara F320 Spiess | 1:23.705 | 186.0 |
| 11 | 10:58:42.299 | 15:40.299 | 19 Noel Leon | | MEX | Team Motopark | | DEU Dallara F320 Spiess | 1:23.696 | 186.0 |
| 12 | 11:00:05.994 | 17:03.994 | 19 Noel Leon | | MEX | Team Motopark | | DEU Dallara F320 Spiess | 1:23.695 | 186.0 |



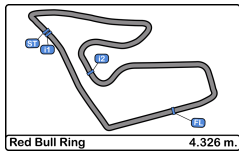


Red Bull Ring
Euroformula Open
Race - 2
Event Best Maximum Speed



| N° | Driver | Nat | Cat | Clas | Team | Nat | Vehicle | Km/h | Session |
|-----|---------------------|-----|-----|------|-------------------------|-----|---------------------|-------|------------|
| 84 | Francesco Simonazzi | | ITA | | BVM Racing | | Dallara F320 Spiess | 229.2 | Race - 2 |
| 19 | Noel Leon | | MEX | | Team Motopark | | Dallara F320 Spiess | 229.2 | Race - 2 |
| 26 | Jakob Bergmeister | | DEU | R 1 | Team Motopark | | Dallara F320 Spiess | 227.8 | Race - 1 |
| 73 | Cian Shields | | GBR | | Team Motopark | | Dallara F320 Spiess | 227.8 | Race - 2 |
| 69 | Joshua Dufek | | CHE | | CryptoTower Racing Team | | Dallara F320 Spiess | 226.4 | Race - 2 |
| 5 | Charlie Wurz | | AUT | | CryptoTower Racing Team | | Dallara F320 Spiess | 225.4 | Qualifying |
| 7 | Vladimir Netusil | | CZE | GC 1 | Effective Racing | | Dallara F320 HWA | 225.0 | Race - 1 |
| 23 | Bryce Aron | | USA | | Team Motopark | | Dallara F320 Spiess | 224.5 | Qualifying |
| 212 | Paolo Brajnik | | SRB | GC 2 | NV Racing | | Dallara F320 Spiess | 224.5 | Race - 2 |





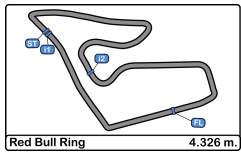
Red Bull Ring
Euroformula Open
Race - 2
Lap Chart



LAP

| Nr | Pos | Grid | 1 | 2 | 3 | 4 | 5 | 6 | 7 | 8 | 9 | 10 | 11 | 12 | 13 | 14 | 15 | 16 | 17 | 18 | 19 | 20 |
|-----|-----|------|-----|-----|-----|-----|-----|-----|-----|----|----|----|----|----|----|----|----|----|----|----|----|----|
| 23 | 1 | 23 | 23 | 23 | 23 | 23 | 23 | 23 | 23 | 23 | 23 | 23 | 23 | 23 | 23 | 23 | 23 | 23 | 23 | 84 | 84 | 19 |
| 5 | 2 | 5 | 5 | 5 | 5 | 5 | 5 | 5 | 5 | 5 | 84 | 84 | 84 | 84 | 84 | 84 | 84 | 84 | 84 | 19 | 19 | 84 |
| 84 | 3 | 84 | 84 | 84 | 84 | 84 | 84 | 84 | 84 | 84 | 5 | 5 | 5 | 5 | 5 | 5 | 5 | 19 | 19 | 5 | 5 | 5 |
| 69 | 4 | 69 | 69 | 69 | 69 | 69 | 69 | 69 | 19 | 19 | 19 | 19 | 19 | 19 | 19 | 19 | 19 | 5 | 5 | 69 | 69 | 69 |
| 73 | 5 | 73 | 19 | 19 | 19 | 19 | 19 | 19 | 69 | 69 | 69 | 69 | 69 | 69 | 69 | 69 | 69 | 69 | 69 | 73 | 73 | 73 |
| 19 | 6 | 19 | 73 | 73 | 73 | 73 | 73 | 73 | 73 | 73 | 73 | 73 | 73 | 73 | 73 | 73 | 73 | 73 | 73 | 23 | 23 | 23 |
| 26 | 7 | 26 | 26 | 26 | 26 | 26 | 26 | 26 | 26 | 26 | 26 | 26 | 26 | 26 | 26 | 26 | 26 | 26 | 26 | 26 | 26 | 26 |
| 212 | 8 | 212 | 212 | 212 | 212 | 212 | 212 | 7 | 7 | 7 | 7 | 7 | 7 | 7 | 7 | 7 | 7 | 7 | 7 | 7 | 7 | 7 |
| 7 | 9 | 7 | 7 | 7 | 7 | 7 | 7 | 212 | 212 | | | | | | | | | | | | | |

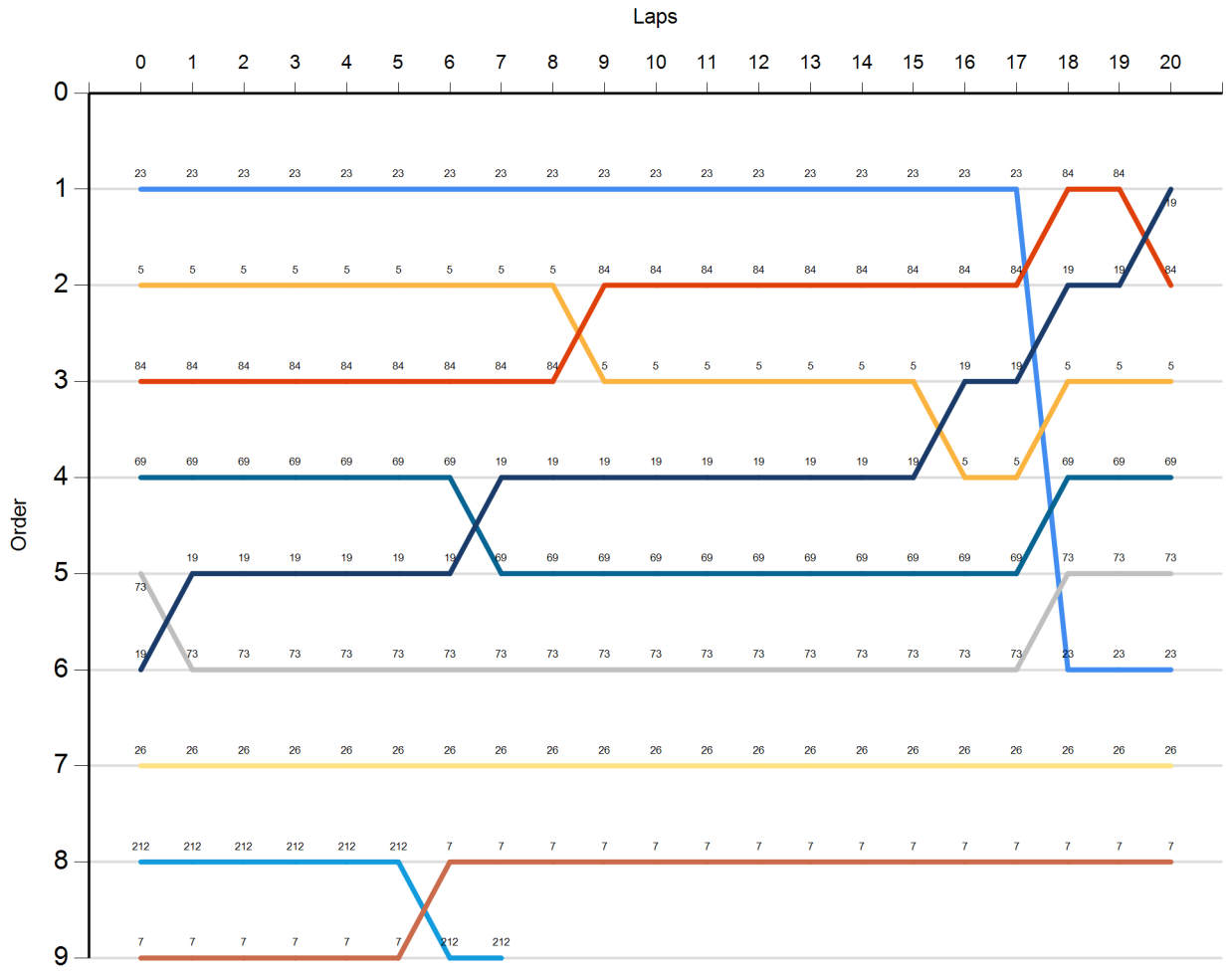


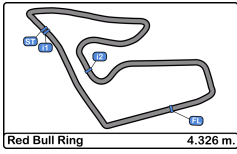


Red Bull Ring
Euroformula Open
Race - 2
Graphic Lap Chart



- 23
- 5
- 84
- 69
- 73
- 19
- 26
- 212
- 7



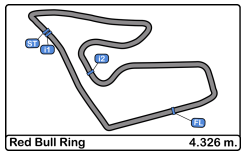


Red Bull Ring
Euroformula Open
Race - 2
Pit Stop Analysis



| <u>Or</u> <u>d.</u> | <u>Nr.</u> | <u>In Day</u> | <u>Time</u> | <u>Driver</u> | <u>Nat</u> | <u>Cat</u> | <u>Team</u> | <u>Nat</u> | <u>Vehicle</u> | <u>In Time</u> | <u>Stop N°</u> | <u>Pit Time</u> | <u>Handicap</u> | <u>Dif.</u> |
|------------------------|------------|---------------|-------------|---------------|------------|------------|-------------|------------|----------------|----------------|----------------|-----------------|-----------------|-------------|
|------------------------|------------|---------------|-------------|---------------|------------|------------|-------------|------------|----------------|----------------|----------------|-----------------|-----------------|-------------|

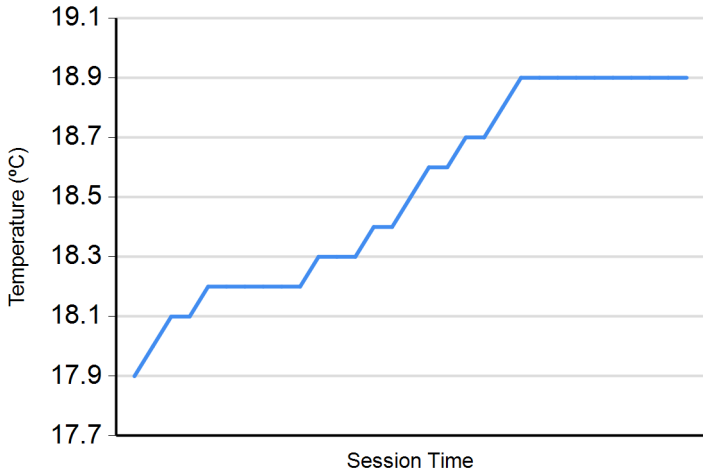




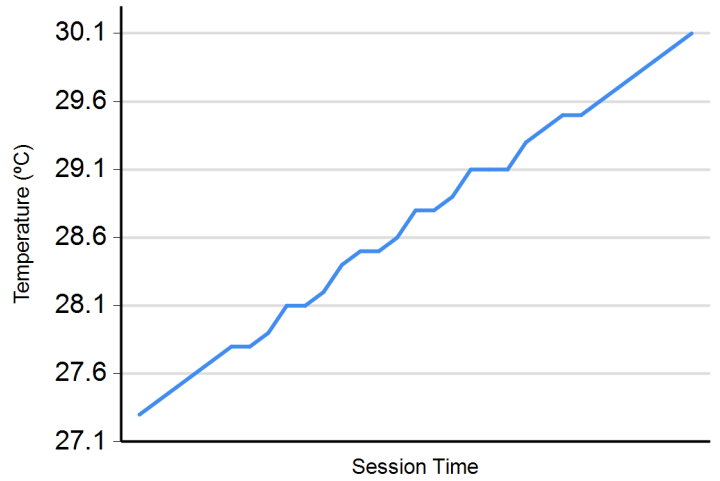
Red Bull Ring
Euroformula Open
Race - 2
Weather Report



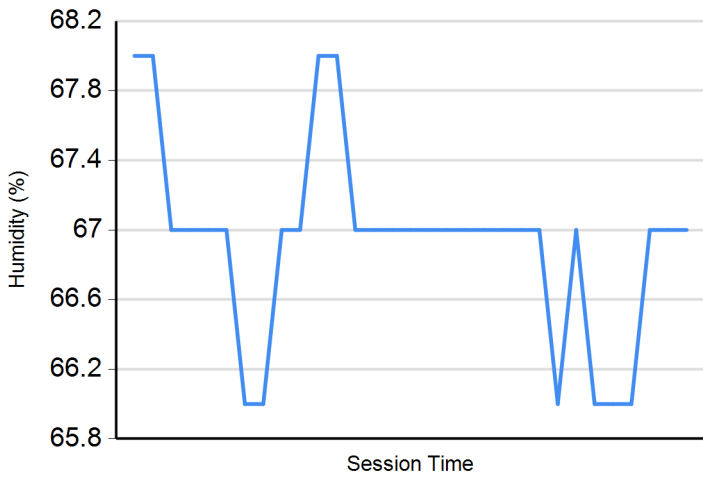
Air Temperature



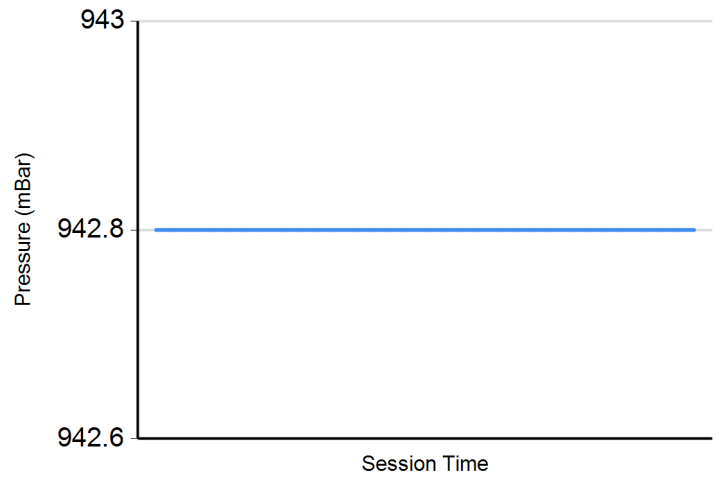
Track Temperature



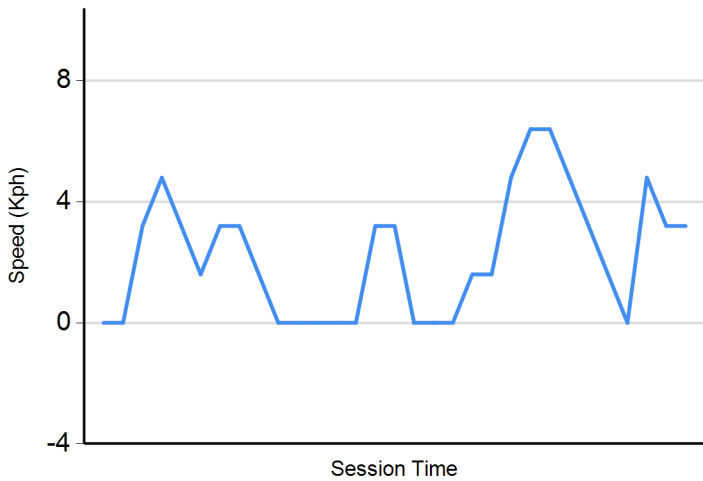
Humidity



Pressure



Wind Speed



Wind direction

