

Red Bull Ring
Euroformula Open
Qualifying
Provisional Results



Clas	Nº	Driver	Nat	Cat	Clas	Team	Nat	Vehicle	Laps	Best	Time	Gap	Interval	Km/h
1	19	Noel Leon	MEX			Team Motopark	DEU	Dallara F320 Spiess	13	11	1:23.568			186.3
2	69	Joshua Dufek	CHE			CryptoTower Racing Team	JPN	Dallara F320 Spiess	13	10	1:23.800	0.232	0.232	185.8
3	5	Charlie Wurz	AUT			CryptoTower Racing Team	JPN	Dallara F320 Spiess	13	12	1:23.880	0.312	0.080	185.6
4	73	Cian Shields	GBR			Team Motopark	DEU	Dallara F320 Spiess	12	12	1:23.991	0.423	0.111	185.4
5	23	Bryce Aron	USA			Team Motopark	DEU	Dallara F320 Spiess	13	10	1:24.058	0.490	0.067	185.2
6	26	Jakob Bergmeister	DEU	R	1	Team Motopark	DEU	Dallara F320 Spiess	11	10	1:24.547	0.979	0.489	184.2
7	7	Vladimir Netusil	CZE	GC	1	Effective Racing	CZE	Dallara F320 HWA	13	9	1:26.274	2.706	1.727	180.5
8	212	Paolo Brajnik	SRB	GC	2	NV Racing	SRB	Dallara F320 Spiess	14	9	1:26.787	3.219	0.513	179.4
9	84	Francesco Simonazzi	ITA			BVM Racing	ITA	Dallara F320 Spiess	13	7	1:30.426	6.858	3.639	172.2

*** PENALTIES**

- CAR 84 TIME 1:26.860 DELETED TRACK LIMITS AT T 10 + NEXT LAP
- CAR 212 TIME 1:28.950 DELETED TRACK LIMITS AT T 10 + NEXT LAP
- CAR 212 TIME 1:27.476 DELETED TRACK LIMITS AT T 9
- CAR 7 TIME 1:27.294 DELETED TRACK LIMITS AT T 1
- CAR 212 TIME 1:27.300 DELETED TRACK LIMITS AT T 1
- CAR 212 TIME 1:27.326 DELETED TRACK LIMITS AT T 9
- CAR 19 TIME 1:25.198 DELETED TRACK LIMITS AT T 1
- CAR 5 TIME 1:24.447 DELETED TRACK LIMITS AT T 9
- CAR 69 TIME 1:24.697 DELETED TRACK LIMITS AT T 9
- CAR 84 TIME 1:25.499 DELETED TRACK LIMITS AT T 1
- CAR 7 TIME 1:26.486 DELETED TRACK LIMITS AT T 9
- BEST LAP OF CAR 212 DELETED AT THE END OF THE SESSION - MORE THAN 3 REPORTED TRACK LIMITS
- CAR 84 TIME 1:24.673 DELETED TRACK LIMITS AT T 10 + NEXT LAP
- CAR 84 TIME 1:25.073 DELETED TRACK LIMITS AT T 10 + NEXT LAP
- BEST LAP OF CAR 84 DELETED AT THE END OF THE SESSION - MORE THAN 3 REPORTED TRACK LIMITS
- CAR 19 TIME 1:23.532 DELETED TRACK LIMITS AT T 9
- CAR 212 TIME 1:26.342 DELETED TRACK LIMITS AT T 10 + NEXT LAP
- CAR 5 TIME 1:23.939 DELETED TRACK LIMITS AT T 1
- CAR 7 TIME 1:26.111 DELETED TRACK LIMITS AT T 9
- CAR 84 TIME 1:24.778 DELETED TRACK LIMITS AT T 10 + NEXT LAP
- CAR 7 TIME 1:26.074 DELETED TRACK LIMITS AT T 9
- CAR 23 TIME 1:26.453 DELETED TRACK LIMITS AT T 9
- CAR 19 TIME 1:23.297 DELETED TRACK LIMITS AT T 1
- BEST LAP OF CAR 7 DELETED AT THE END OF THE SESSION - MORE THAN 3 REPORTED TRACK LIMITS

Published at:.....

Track Temp: 16.4 °C Air Temp: 12.8 °C Humidity: 88 % Track Status: DRY

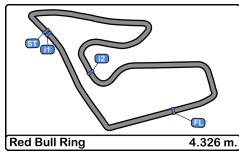
Race Director:

Neus Santamaría Sanromà
 DPB-0819-ESP/CAT

Timekeeper:

Luis Garcia
 JOB-1605-ESP/M





Red Bull Ring
Euroformula Open
Qualifying
Provisional Results by Category



Rookie													
Clas	Nº	Driver	Nat	Cat	Clas	Team	Nat	Vehicle	Laps	Best	Time	Gap Interval	Km/h
1	26	Jakob Bergmeister		R	1	Team Motopark		Dallara F320 Spiess	11	10	1:24.547		184.2

GC													
Clas	Nº	Driver	Nat	Cat	Clas	Team	Nat	Vehicle	Laps	Best	Time	Gap Interval	Km/h
1	7	Vladimir Netusil		GC	1	Effective Racing		Dallara F320 HWA	13	9	1:26.274		180.5
2	212	Paolo Brajnik		GC	2	NV Racing		Dallara F320 Spiess	14	9	1:26.787	0.513 0.513	179.4

Clas	Nº	Driver	Nat	Cat	Clas	Team	Nat	Vehicle	Laps	Best	Time	Gap Interval	Km/h
1	19	Noel Leon				Team Motopark		Dallara F320 Spiess	13	11	1:23.568		186.3
2	69	Joshua Dufek				CryptoTower Racing Team		Dallara F320 Spiess	13	10	1:23.800	0.232 0.232	185.8
3	5	Charlie Wurz				CryptoTower Racing Team		Dallara F320 Spiess	13	12	1:23.880	0.312 0.080	185.6
4	73	Cian Shields				Team Motopark		Dallara F320 Spiess	12	12	1:23.991	0.423 0.111	185.4
5	23	Bryce Aron				Team Motopark		Dallara F320 Spiess	13	10	1:24.058	0.490 0.067	185.2
6	84	Francesco Simonazzi				BVM Racing		Dallara F320 Spiess	13	7	1:30.426	6.858 6.368	172.2

*** PENALTIES**

- CAR 84 TIME 1:26.860 DELETED TRACK LIMITS AT T 10 + NEXT LAP
- CAR 212 TIME 1:28.950 DELETED TRACK LIMITS AT T 10 + NEXT LAP
- CAR 212 TIME 1:27.476 DELETED TRACK LIMITS AT T 9
- CAR 7 TIME 1:27.294 DELETED TRACK LIMITS AT T 1
- CAR 212 TIME 1:27.300 DELETED TRACK LIMITS AT T 1
- CAR 212 TIME 1:27.326 DELETED TRACK LIMITS AT T 9
- CAR 19 TIME 1:25.198 DELETED TRACK LIMITS AT T 1
- CAR 5 TIME 1:24.447 DELETED TRACK LIMITS AT T 9
- CAR 69 TIME 1:24.697 DELETED TRACK LIMITS AT T 9
- CAR 84 TIME 1:25.499 DELETED TRACK LIMITS AT T 1
- CAR 7 TIME 1:26.486 DELETED TRACK LIMITS AT T 9
- BEST LAP OF CAR 212 DELETED AT THE END OF THE SESSION - MORE THAN 3 REPORTED TRACK LIMITS
- CAR 84 TIME 1:24.673 DELETED TRACK LIMITS AT T 10 + NEXT LAP
- CAR 84 TIME 1:25.073 DELETED TRACK LIMITS AT T 10 + NEXT LAP
- BEST LAP OF CAR 84 DELETED AT THE END OF THE SESSION - MORE THAN 3 REPORTED TRACK LIMITS
- CAR 19 TIME 1:23.532 DELETED TRACK LIMITS AT T 9
- CAR 212 TIME 1:26.342 DELETED TRACK LIMITS AT T 10 + NEXT LAP
- CAR 5 TIME 1:23.939 DELETED TRACK LIMITS AT T 1
- CAR 7 TIME 1:26.111 DELETED TRACK LIMITS AT T 9
- CAR 84 TIME 1:24.778 DELETED TRACK LIMITS AT T 10 + NEXT LAP
- CAR 7 TIME 1:26.074 DELETED TRACK LIMITS AT T 9
- CAR 23 TIME 1:26.453 DELETED TRACK LIMITS AT T 9
- CAR 19 TIME 1:23.297 DELETED TRACK LIMITS AT T 1
- BEST LAP OF CAR 7 DELETED AT THE END OF THE SESSION - MORE THAN 3 REPORTED TRACK LIMITS

Published at:.....

Track Temp: 16.4 °C Air Temp: 12.8 °C Humidity: 88 % Track Status: DRY

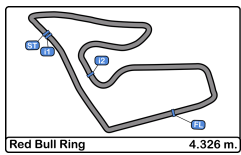
Race Director:

Neus Santamaría Sanromà
 DPB-0819-ESP/CAT

Timekeeper:

Luis Garcia
 JOB-1605-ESP/M





Red Bull Ring
Euroformula Open
Qualifying
Lap Analysis



5 Charlie Wurz Dallara F320 Spiess **23** Bryce Aron Dallara F320 Spiess

CryptoTower Racing Team

Team Motopark

Lap D	Time	Sector 1	Sector 2	Sector 3	T. Spd	Elapsed	Lap D	Time	Sector 1	Sector 2	Sector 3	T. Spd	Elapsed
1	8:32:02.227	8:30:50.865	43.223	28.139	192.8	8:32:02.227	1	8:31:59.961	8:30:46.823	44.661	28.477	174.4	8:31:59.961
2	1:32.781	23.961	41.207	27.613	208.0	8:33:35.008	2	1:37.640	24.604	42.196	30.840	196.3	8:33:37.601
3	1:36.007 P	22.497	38.921	34.589	221.3	8:35:11.015	3	1:35.228 P	22.556	38.839	33.833	222.2	8:35:12.829
4	4:16.912	3:07.313	42.008	27.591	201.1	8:39:27.927	4	4:04.107	2:54.411	42.470	27.226	193.2	8:39:16.936
5	1:31.810	23.285	41.158	27.367	211.7	8:40:59.737	5	1:29.905	23.355	40.189	26.361	203.7	8:40:46.841
6	1:27.902	22.710	38.620	26.572	216.0	8:42:27.639	6	1:25.945	22.224	38.319	25.402	222.2	8:42:12.786
7	1:24.447	22.067	37.644	24.736	222.2	8:43:52.086	7	1:24.966	21.959	37.996	25.011	223.6	8:43:37.752
8	1:25.013	21.979	38.052	24.982	225.4	8:45:17.099	8	1:24.554	22.072	37.742	24.740	222.6	8:45:02.306
9	1:24.232	21.984	37.515	24.733	221.7	8:46:41.331	9	1:24.267	21.968	37.624	24.675	222.6	8:46:26.573
10	1:23.939	22.018	37.470	24.451	221.3	8:48:05.270	10	1:24.058	21.887	37.508	24.663	223.6	8:47:50.631
11	1:23.968	21.832	37.528	24.608	222.2	8:49:29.238	11	1:26.453	21.800	37.645	27.008	224.5	8:49:17.084
12	1:23.880	21.953	37.382	24.545	222.2	8:50:53.118	12	1:24.070	21.921	37.492	24.657	223.6	8:50:41.154
13	1:47.810 P	23.986	43.386	40.438	169.8	8:52:40.928	13	1:51.160 P	24.520	46.580	40.060	187.5	8:52:32.314

7 Vladimir Netusil Dallara F320 HWA **26** Jakob Bergmeister Dallara F320 Spiess

GC

Effective Racing

Rookie

Team Motopark

Lap D	Time	Sector 1	Sector 2	Sector 3	T. Spd	Elapsed	Lap D	Time	Sector 1	Sector 2	Sector 3	T. Spd	Elapsed
1	8:34:44.017	8:33:32.129	44.099	27.789	188.1	8:34:44.017	1	8:37:38.970	8:36:25.859	44.156	28.955	196.0	8:37:38.970
2	1:30.152	23.177	40.492	26.483	219.5	8:36:14.169	2	1:30.082	23.803	39.761	26.518	209.7	8:39:09.052
3	1:27.550	22.636	39.121	25.793	220.4	8:37:41.719	3	1:27.085	22.588	38.672	25.825	219.0	8:40:36.137
4	1:27.737	22.610	39.062	26.065	221.7	8:39:09.456	4	1:25.818	22.259	38.121	25.438	220.8	8:42:01.955
5	1:27.294	22.672	38.849	25.773	223.6	8:40:36.750	5	1:25.550	22.172	37.979	25.399	220.8	8:43:27.505
6	1:26.504	22.371	38.513	25.620	223.6	8:42:03.254	6	1:25.182	22.126	38.003	25.053	220.8	8:44:52.687
7	1:26.475	22.594	38.405	25.476	222.6	8:43:29.729	7	1:24.995	22.164	37.863	24.968	220.8	8:46:17.682
8	1:26.486	22.464	38.567	25.455	223.1	8:44:56.215	8	1:24.692	22.033	37.639	25.020	221.3	8:47:42.374
9	1:26.274	22.410	38.330	25.534	222.2	8:46:22.489	9	1:24.614	21.954	37.683	24.977	222.2	8:49:06.988
10	1:26.111	22.427	38.437	25.247	221.7	8:47:48.600	10	1:24.547	21.945	37.654	24.948	221.3	8:50:31.535
11	1:26.074	22.362	38.341	25.371	222.2	8:49:14.674	11	1:37.584 P	22.574	38.523	36.487	220.8	8:52:09.119
12	1:26.776	22.265	38.298	25.213	221.3	8:50:40.450							
13	1:38.329 P	23.498	39.109	35.722	219.0	8:52:18.779							

69 Joshua Dufek Dallara F320 Spiess

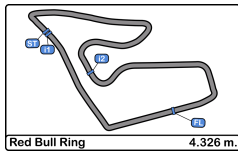
CryptoTower Racing Team

19 Noel Leon Dallara F320 Spiess

Team Motopark

Lap D	Time	Sector 1	Sector 2	Sector 3	T. Spd	Elapsed	Lap D	Time	Sector 1	Sector 2	Sector 3	T. Spd	Elapsed
							1	8:31:59.161	8:30:45.235	45.307	28.619	164.6	8:31:59.161
							2	1:34.219	24.593	42.525	27.101	191.1	8:33:33.380
1	8:32:00.547	8:30:48.176	44.007	28.364	203.3	8:32:00.547	3	1:35.201 P	22.700	38.846	33.655	220.8	8:35:08.581
2	1:31.389	23.737	41.122	26.530	220.8	8:33:31.936	4	4:21.032	3:10.986	42.600	27.446	189.8	8:39:29.613
3	1:35.224 P	22.675	38.747	33.802	221.3	8:35:07.160	5	1:32.011	23.801	41.104	27.106	201.4	8:41:01.624
4	4:27.548	3:17.778	42.252	27.518	164.1	8:39:34.708	6	1:27.945	22.188	38.925	26.832	222.6	8:42:29.569
5	1:28.853	22.826	39.584	26.443	220.8	8:41:03.561	7	1:24.697	21.947	37.846	24.904	223.1	8:43:54.266
6	1:28.435	22.293	38.936	27.206	221.7	8:42:31.996	8	1:24.414	21.925	37.725	24.764	222.6	8:45:18.680
7	1:26.198	22.651	37.824	24.723	222.2	8:43:57.194	9	1:24.223	21.824	37.579	24.820	223.1	8:46:42.903
8	1:23.996	21.918	37.552	24.526	222.6	8:45:21.190	10	1:23.800	21.822	37.453	24.525	222.6	8:48:06.703
9	1:23.532	21.749	37.404	24.379	224.0	8:46:44.722	11	1:28.128	21.767	41.446	24.915	222.6	8:49:34.831
10	1:24.563	21.758	38.221	24.584	224.0	8:48:09.285	12	1:24.178	21.800	37.504	24.874	223.1	8:50:59.009
11	1:23.568	21.800	37.340	24.428	224.0	8:49:32.853	13	1:45.909 P	23.684	43.278	38.947	166.1	8:52:44.918
12	1:23.297	21.747	37.175	24.375	223.1	8:50:56.150							
13	1:53.055 P	25.594	48.221	39.240	158.5	8:52:49.205							





Red Bull Ring
Euroformula Open
Qualifying
Lap Analysis



73

Cian Shields

Dallara F320 Spiess

Team Motopark

Lap	D	Time	Sector 1	Sector 2	Sector 3	T. Spd	Elapsed
1		8:32:32.614	8:31:10.923	49.860	31.831	167.1	8:32:32.614
2		1:33.843	24.605	41.625	27.613	205.7	8:34:06.457
3		1:36.649 P	23.150	39.706	33.793	218.1	8:35:43.106
4		4:07.357	2:57.405	41.715	28.237	209.7	8:39:50.463
5		1:28.888	23.366	39.686	25.836	206.5	8:41:19.351
6		1:26.317	22.165	38.668	25.484	219.9	8:42:45.668
7		1:25.294	22.194	38.010	25.090	222.2	8:44:10.962
8		1:24.367	21.877	37.609	24.881	222.6	8:45:35.329
9		1:24.384	21.811	37.656	24.917	222.6	8:46:59.713
10		1:24.133	21.854	37.506	24.773	223.1	8:48:23.846
11		1:24.217	21.876	37.457	24.884	223.6	8:49:48.063
12		1:23.991	21.830	37.449	24.712	223.1	8:51:12.054
13		1:54.398 P	26.979	49.583	37.836	170.3	8:53:06.452

84

Francesco Simonazzi

Dallara F320 Spiess

BVM Racing

Lap	D	Time	Sector 1	Sector 2	Sector 3	T. Spd	Elapsed
1		8:31:57.984	8:30:44.358	44.533	29.093	170.6	8:31:57.984
2		4:29.625	23.202	39.979	26.444	218.6	8:33:27.609
3		4:26.860	22.550	38.808	25.502	220.8	8:34:54.469
4		4:25.578	22.285	38.340	24.953	221.3	8:36:20.047
5		1:32.537 P	22.110	37.997	32.430	222.2	8:37:52.584
6		4:18.587	3:09.164	42.505	26.918	193.2	8:42:11.171
7		1:30.426	24.769	39.687	25.970	175.8	8:43:41.597
8		4:25.400	22.229	38.220	25.050	221.3	8:45:07.096
9		4:24.673	21.961	37.942	24.770	222.6	8:46:31.769
10		4:25.973	22.020	38.002	25.051	222.2	8:47:56.842
11		4:24.778	22.040	37.927	24.811	222.2	8:49:21.620
12		4:24.376	21.968	37.603	24.805	223.1	8:50:45.996
13		1:48.038 P	22.619	44.456	40.963	194.9	8:52:34.034

212

Paolo Brajnik

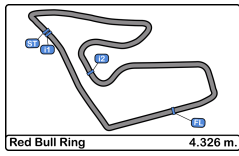
Dallara F320 Spiess

GC

NV Racing

Lap	D	Time	Sector 1	Sector 2	Sector 3	T. Spd	Elapsed
1		8:32:02.052	8:30:45.773	47.356	28.923	142.8	8:32:02.052
2		1:33.698	24.858	41.189	27.651	217.3	8:33:35.750
3		4:28.950	22.680	39.480	26.790	223.1	8:35:04.700
4		4:30.094	22.553	40.416	27.122	219.9	8:36:34.791
5		1:27.785	22.464	39.178	26.143	219.5	8:38:02.576
6		4:27.476	22.445	38.927	26.104	221.3	8:39:30.052
7		4:27.300	22.561	38.748	25.991	221.7	8:40:57.352
8		4:27.326	22.409	38.917	26.000	220.8	8:42:24.678
9		1:26.787	22.346	38.573	25.868	220.4	8:43:51.465
10		1:32.161	22.184	40.629	29.348	221.7	8:45:23.626
11		4:26.164	22.230	38.414	25.517	221.3	8:46:49.787
12		4:26.342	22.330	38.376	25.636	221.3	8:48:16.129
13		4:25.894	22.122	38.261	25.508	222.2	8:49:42.020
14		4:25.860	22.213	38.183	25.464	220.8	8:51:07.880
15		2:02.555 P	27.644	55.038	39.873	137.4	8:53:10.435



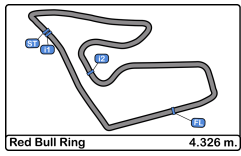


Red Bull Ring
Euroformula Open
Qualifying
Best Sectors Results



Sector - 1			Sector - 2			Sector - 3			Ideal Lap vs Best Lap						
Clas	Nº	Driver	Time	Nº	Driver	Time	Nº	Driver	Time	Clas	Nº	Driver	Ideal Lap	Best Lap	Clas
1	19	Noel Leon	21.747	19	Noel Leon	37.175	19	Noel Leon	24.375	1	19	Noel Leon	1:23.297	1:23.568	1
2	69	Joshua Dufek	21.767	5	Charlie Wurz	37.382	5	Charlie Wurz	24.451	2	5	Charlie Wurz	1:23.665	1:23.880	3
3	23	Bryce Aron	21.800	73	Cian Shields	37.449	69	Joshua Dufek	24.525	3	69	Joshua Dufek	1:23.745	1:23.800	2
4	73	Cian Shields	21.811	69	Joshua Dufek	37.453	23	Bryce Aron	24.657	4	23	Bryce Aron	1:23.949	1:24.058	5
5	5	Charlie Wurz	21.832	23	Bryce Aron	37.492	73	Cian Shields	24.712	5	73	Cian Shields	1:23.972	1:23.991	4
6	26	Jakob Bergmeister	21.945	84	Francesco Simonazzi	37.603	84	Francesco Simonazzi	24.770	6	84	Francesco Simonazzi	1:24.334	1:30.426	9
7	84	Francesco Simonazzi	21.961	26	Jakob Bergmeister	37.639	26	Jakob Bergmeister	24.948	7	26	Jakob Bergmeister	1:24.532	1:24.547	6
8	21	Paolo Brajnik	22.122	212	Paolo Brajnik	38.183	7	Vladimir Netusil	25.213	8	212	Paolo Brajnik	1:25.769	1:26.787	8
9	7	Vladimir Netusil	22.265	7	Vladimir Netusil	38.298	212	Paolo Brajnik	25.464	9	7	Vladimir Netusil	1:25.776	1:26.274	7



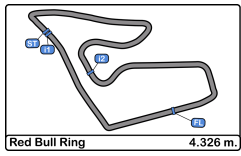


Red Bull Ring
Euroformula Open
Qualifying
Best 5 Lap Times



Cls	N°	Driver	Nat	Cat	Cls	Team	Nat	Vehicle	Best 1		Best 2		Best 3		Best 4		Best 5	
									Time	Lap	Time	Lap	Time	Lap	Time	Lap	Time	Lap
1	19	Noel Leon	MEX			Team Motopark	DEU	Dallara F320 Spiess	1:23.568	11	1:23.996	8	1:24.563	10	1:28.435	6	1:28.853	5
2	69	Joshua Dufek	CHE			CryptoTower Racing	JPN	Dallara F320 Spiess	1:23.800	10	1:24.178	12	1:24.223	9	1:24.414	8	1:27.945	6
3	5	Charlie Wurz	AUT			CryptoTower Racing	JPN	Dallara F320 Spiess	1:23.880	12	1:23.968	11	1:24.232	9	1:25.013	8	1:27.902	6
4	73	Cian Shields	GBR			Team Motopark	DEU	Dallara F320 Spiess	1:23.991	12	1:24.133	10	1:24.217	11	1:24.367	8	1:24.384	9
5	23	Bryce Aron	USA			Team Motopark	DEU	Dallara F320 Spiess	1:24.058	10	1:24.070	12	1:24.267	9	1:24.554	8	1:24.966	7
6	26	Jakob Bergmeister	DEU	R	1	Team Motopark	DEU	Dallara F320 Spiess	1:24.547	10	1:24.614	9	1:24.692	8	1:24.995	7	1:25.182	6
7	7	Vladimir Netusil	CZE	GC	1	Effective Racing	CZE	Dallara F320 HWA	1:26.274	9	1:26.475	7	1:26.504	6	1:27.550	3	1:27.737	4
8	212	Paolo Brajnik	SRB	GC	2	NV Racing	SRB	Dallara F320 Spiess	1:26.787	9	1:27.785	5	1:32.161	10	1:33.698	2	2:02.555	15
9	84	Francesco Simonazzi	ITA			BVM Racing	ITA	Dallara F320 Spiess	1:30.426	7	1:32.537	5	1:48.038	13	4:18.587	6		



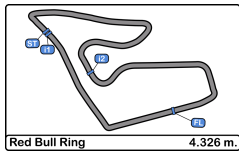


Red Bull Ring
Euroformula Open
Qualifying
Best 5 Top Speeds



Clas	Nº	Driver	Nat	Cat	Cls	Team	Nat	Vehicle	Top 1		Top 2		Top 3		Top 4		Top 5		Avg
									Km/h	Lap	Km/h	Lap	Km/h	Lap	Km/h	Lap	Km/h	Lap	
1	5	Charlie Wurz				CryptoTower Racing Team		Dallara F320 Spiess	225.4	8	222.2	7	222.2	11	222.2	12	221.7	9	222.7
2	23	Bryce Aron				Team Motopark		Dallara F320 Spiess	224.5	11	223.6	7	223.6	10	223.6	12	222.6	8	223.6
3	19	Noel Leon				Team Motopark		Dallara F320 Spiess	224.0	9	224.0	10	224.0	11	223.1	12	222.6	8	223.6
4	7	Vladimir Netusil		GC	1	Effective Racing		Dallara F320 HWA	223.6	5	223.6	6	223.1	8	222.6	7	222.2	9	223.0
5	73	Cian Shields				Team Motopark		Dallara F320 Spiess	223.6	11	223.1	10	223.1	12	222.6	8	222.6	9	223.0
6	69	Joshua Dufek				CryptoTower Racing Team		Dallara F320 Spiess	223.1	7	223.1	9	223.1	12	222.6	6	222.6	8	222.9
7	84	Francesco Simonazzi				BVM Racing		Dallara F320 Spiess	223.1	12	222.6	9	222.2	5	222.2	10	222.2	11	222.4
8	212	Paolo Brajnik		GC	2	NV Racing		Dallara F320 Spiess	223.1	3	222.2	13	221.7	7	221.7	10	221.3	6	222.0
9	26	Jakob Bergmeister		R	1	Team Motopark		Dallara F320 Spiess	222.2	9	221.3	8	221.3	10	220.8	4	220.8	5	221.3



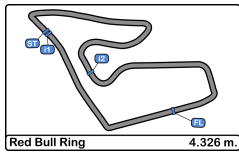


Red Bull Ring
Euroformula Open
Qualifying
Fastest Laps Sequence



Lap	Time of Day	Session Time	Nº Driver	Nat	Cat	Team	Nat	Vehicle	Time	Km/h
2	8:33:31.936	3:31.936	19 Noel Leon	MEX		Team Motopark	DEU	Dallara F320 Spiess	1:31.389	170.4
2	8:36:14.169	6:14.169	7 Vladimir Netusil	CZE	GC	Effective Racing	CZE	Dallara F320 HWA	1:30.152	172.7
3	8:37:41.719	7:41.719	7 Vladimir Netusil	CZE	GC	Effective Racing	CZE	Dallara F320 HWA	1:27.550	177.8
3	8:40:36.137	10:36.137	26 Jakob Bergmeister	DEU	R	Team Motopark	DEU	Dallara F320 Spiess	1:27.085	178.8
4	8:42:01.955	12:01.955	26 Jakob Bergmeister	DEU	R	Team Motopark	DEU	Dallara F320 Spiess	1:25.818	181.4
5	8:43:27.505	13:27.505	26 Jakob Bergmeister	DEU	R	Team Motopark	DEU	Dallara F320 Spiess	1:25.550	182.0
7	8:43:37.752	13:37.752	23 Bryce Aron	USA		Team Motopark	DEU	Dallara F320 Spiess	1:24.966	183.2
8	8:45:02.306	15:02.306	23 Bryce Aron	USA		Team Motopark	DEU	Dallara F320 Spiess	1:24.554	184.1
8	8:45:18.680	15:18.680	69 Joshua Dufek	CHE		CryptoTower Racing Team	JPN	Dallara F320 Spiess	1:24.414	184.4
8	8:45:21.190	15:21.190	19 Noel Leon	MEX		Team Motopark	DEU	Dallara F320 Spiess	1:23.996	185.4
10	8:48:06.703	18:06.703	69 Joshua Dufek	CHE		CryptoTower Racing Team	JPN	Dallara F320 Spiess	1:23.800	185.8
11	8:49:32.853	19:32.853	19 Noel Leon	MEX		Team Motopark	DEU	Dallara F320 Spiess	1:23.568	186.3



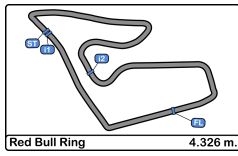


Red Bull Ring
Euroformula Open
Qualifying
Event Best Maximum Speed



N°	Driver	Nat	Cat	Clas	Team	Nat	Vehicle	Km/h	Session
5	Charlie Wurz		AUT		CryptoTower Racing Team		Dallara F320 Spiess	225.4	Qualifying
23	Bryce Aron		USA		Team Motopark		Dallara F320 Spiess	224.5	Qualifying
69	Joshua Dufek		CHE		CryptoTower Racing Team		Dallara F320 Spiess	224.0	Free Practice - 2
19	Noel Leon		MEX		Team Motopark		Dallara F320 Spiess	224.0	Qualifying
84	Francesco Simonazzi		ITA		BVM Racing		Dallara F320 Spiess	223.6	Free Practice - 2
7	Vladimir Netusil		CZE	GC 1	Effective Racing		Dallara F320 HWA	223.6	Qualifying
73	Cian Shields		GBR		Team Motopark		Dallara F320 Spiess	223.6	Qualifying
212	Paolo Brajnik		SRB	GC 2	NV Racing		Dallara F320 Spiess	223.1	Qualifying
26	Jakob Bergmeister		DEU	R 1	Team Motopark		Dallara F320 Spiess	222.6	Free Practice - 2





Red Bull Ring
Euroformula Open
Qualifying
Pit Stop Analysis



5 Charlie Wurz Dallara F320 Spiess
 CryptoTower Racing Team

N°	In Day Time	In Time	Out Time	Pit Time	T. Pit Time	Handicap	Diff.
1	8:35:04.319	8:35:04.319	8:37:54.770	2:50.451	2:50.451		

19 Noel Leon Dallara F320 Spiess
 Team Motopark

N°	In Day Time	In Time	Out Time	Pit Time	T. Pit Time	Handicap	Diff.
1	8:35:01.344	8:35:01.344	8:38:01.356	3:00.012	3:00.012		

23 Bryce Aron Dallara F320 Spiess
 Team Motopark

N°	In Day Time	In Time	Out Time	Pit Time	T. Pit Time	Handicap	Diff.
1	8:35:06.514	8:35:06.514	8:37:43.379	2:36.865	2:36.865		

69 Joshua Dufek Dallara F320 Spiess
 CryptoTower Racing Team

N°	In Day Time	In Time	Out Time	Pit Time	T. Pit Time	Handicap	Diff.
1	8:35:02.764	8:35:02.764	8:37:55.772	2:53.008	2:53.008		

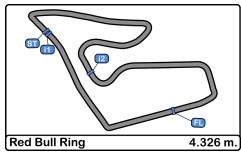
73 Cian Shields Dallara F320 Spiess
 Team Motopark

N°	In Day Time	In Time	Out Time	Pit Time	T. Pit Time	Handicap	Diff.
1	8:35:37.790	8:35:37.790	8:38:17.577	2:39.787	2:39.787		

84 Francesco Simonazzi Dallara F320 Spiess
 BVM Racing

N°	In Day Time	In Time	Out Time	Pit Time	T. Pit Time	Handicap	Diff.
1	8:37:47.759	8:37:47.759	8:40:36.595	2:48.836	2:48.836		

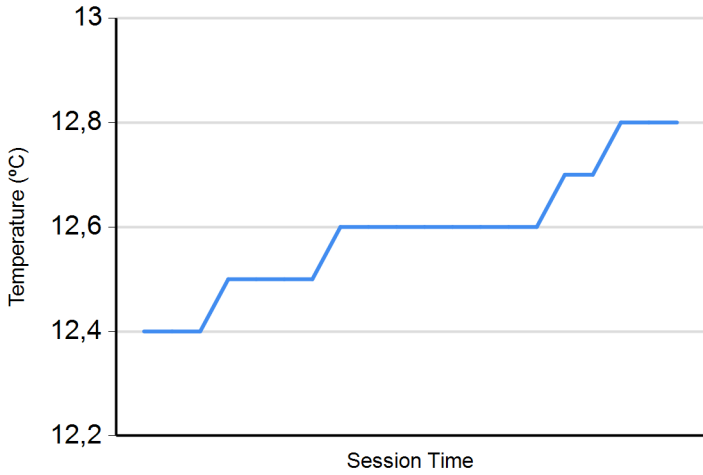




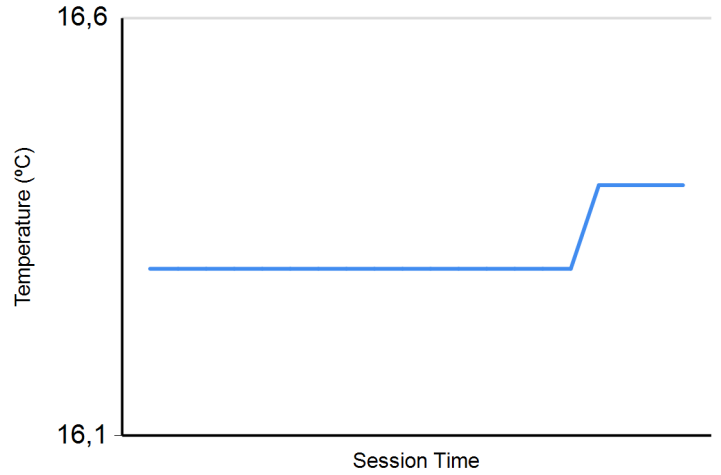
Red Bull Ring
Euroformula Open
Qualifying
Weather Report



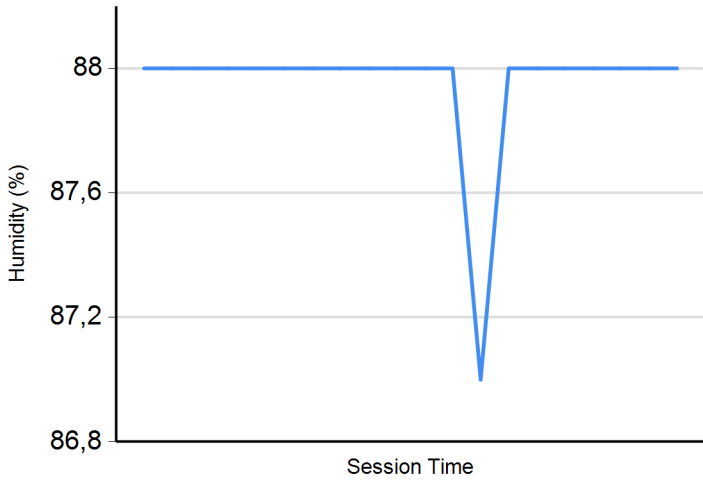
Air Temperature



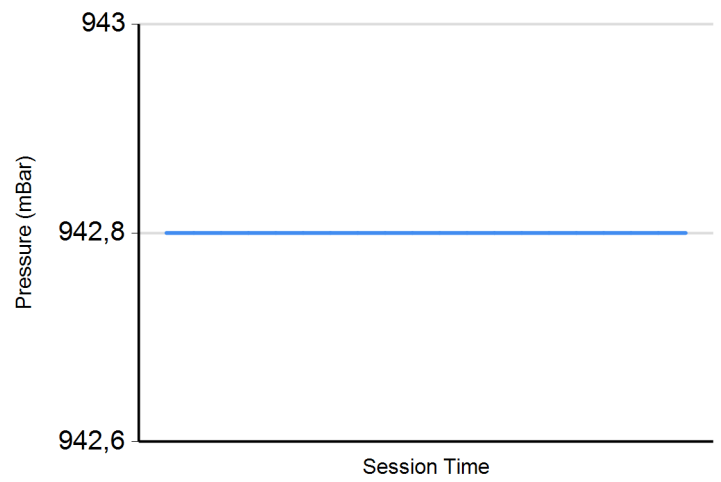
Track Temperature



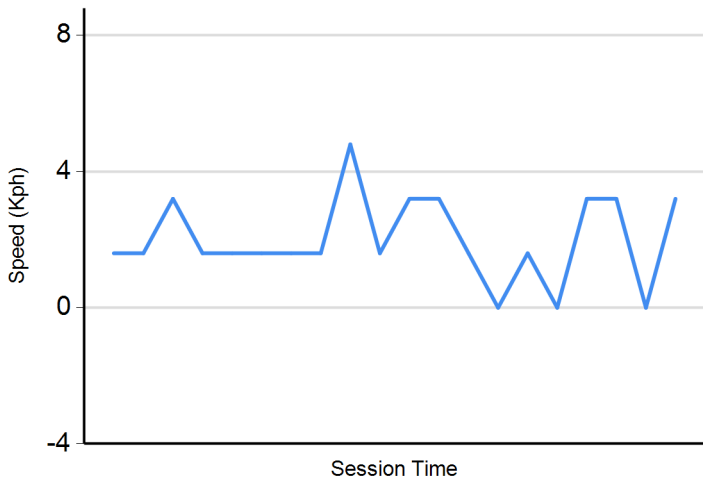
Humidity



Pressure



Wind Speed



Wind direction

