

Red Bull Ring
International GT Open
Qualifying - 1 Driver - 1
Provisional Results



Cls	Nº	Entrant/Team	Nat	Driver 1	Nat	Driver 2	Nat	Vehicle	Cat	Cls	Laps	Best	Time	Gap	Interval	Km/h
1	63	Oregon Team	ITA	Pierre Louis Chovet	FRA	Maximilian Paul	DEU	Lamborghini Huracan GT3 EVO2	PRO	1	9	8	1:28.187			176.5
2	19	Oregon Team	ITA	Pietro Perolini	ITA	Daan Arrow	NLD	Lamborghini Huracan GT3 EVO2	PRO	2	13	11	1:28.495	0.308	0.308	175.9
3	84	Altitude Racing by Optimum Motorsport	GBR	Andrew Gilbert	GBR	Fran Rueda	ESP	McLaren 720S GT3	PROAM	1	16	13	1:28.549	0.362	0.054	175.8
4	51	AF Corse	ITA	Nicola Marinangeli	ITA	Riccardo Agostini	ITA	Ferrari 296 GT3	PRO	3	14	9	1:28.628	0.441	0.079	175.7
5	17	Team Motopark	DEU	Diego Menchaca	MEX	Marcos Siebert	ARG	Mercedes AMG GT3 2020	PRO	4	15	14	1:28.828	0.641	0.200	175.3
6	69	Optimum Motorsport	GBR	Samuel De Haan	GBR	Charlie Fagg	GBR	McLaren 720S GT3	PRO	5	15	10	1:28.923	0.736	0.095	175.1
7	91	Team Baron Motorsport	AUT	Ernst Kirchmayr	AUT	Philipp Baron	AUT	Ferrari 488 GT3 Evo	AM	1	14	13	1:29.111	0.924	0.188	174.7
8	5	Olimp Racing	POL	Stanislaw Jedliński	POL	Krzysztof Korzeniowski	POL	Ferrari 296 GT3	AM	2	13	9	1:29.236	1.049	0.125	174.5
9	88	AF Corse	ITA	Gino Forgione	CHE	Andrea Montermini	ITA	Ferrari 488 GT3 MY 2020	AM*	3	16	15	1:29.260	1.073	0.024	174.4
10	911	GetSpeed	DEU	Axel Blom	FIN	Steve Jans	LUX	Mercedes AMG GT3 2023	PROAM	2	17	13	1:29.266	1.079	0.006	174.4
11	23	Eastalent-Racing	AUT	Simon Reicher	AUT	Christopher Haase	DEU	Audi R8 LMS GT3 Evo II	PRO	6	14	9	1:29.290	1.103	0.024	174.4
12	38	Kessel Racing	CHE	Nicolò Rosi	CHE	Niccolò Schirò	ITA	Ferrari 296 GT3	PROAM	3	13	12	1:29.315	1.128	0.025	174.3
13	20	SPS Automotive Performance	DEU	Reece Barr	IRL	Mikael Pitamber	ZAF	Mercedes AMG GT3	PRO	7	16	10	1:29.434	1.247	0.119	174.1
14	27	AF Corse	ITA	Marco Pulcini	ITA	Eddie Cheever III	ITA	Ferrari 296 GT3	PROAM	4	15	14	1:29.437	1.250	0.003	174.1
15	65	Team Motopark	DEU	Heiko Neumann	DEU	Timo Rumpfkeil	DEU	Mercedes AMG GT3 2020	AM	4	18	5	1:29.841	1.654	0.404	173.3
16	8	Il Barone Rampante	ITA	Giuseppe Cipriani	ITA	Aaron Walker	GBR	Lamborghini Huracan GT3 EVO	AM	5	13	8	1:29.882	1.695	0.041	173.2
17	6	GetSpeed	DEU	Anthony Bartone	USA	Giorgio Sernagiotto	ITA	Mercedes AMG GT3 2023	PRO	8	18	13	1:30.021	1.834	0.139	172.9
18	25	AF Corse	ITA	Alessandro Cozzi	ITA	Karol Basz	POL	Ferrari 296 GT3	AM*	6	20	12	1:30.037	1.850	0.016	172.9
19	777	Olimp Racing	POL	Marcin Jedliński	POL	Lewis Proctor	GBR	Audi R8 LMS 2018	PROAM	5	13	11	1:30.092	1.905	0.055	172.8
20	66	Greystone GT	GBR	Stewart Proctor	GBR	Sanporn Jao-Javanil	THA	McLaren 720S GT3	PROAM	6	17	13	1:30.288	2.101	0.196	172.4
21	33	Bonaldi Motorsport	ITA	Miloš Pavlović	SRB	Pascal Bachmann	CHE	Lamborghini Huracan GT3 EVO2	PROAM	7	14	9	1:30.427	2.240	0.139	172.2
22	007	Street-Art Racing	BEL	Jahid Fazal-Karim	FRA	Adam Osieka	DEU	Aston Martin GT3 AMR MY2019	AM	7	18	17	1:30.687	2.500	0.260	171.7
23	786	GetSpeed	DEU	Kiki Sak Nana	THA	Yannick Mettler	CHE	Mercedes AMG GT3 2023	AM	8	21	16	1:30.704	2.517	0.017	171.6
24	54	CBRX by SPS	DEU	Dexter Müller	CHE	Conrad Grunewald	USA	Mercedes AMG GT3	PROAM	8	15	9	1:30.707	2.520	0.003	171.6
25	61	AF Corse	ITA	Jean-Claude Saada	USA			Ferrari 488 GT3 MY 2020	AM*	9	21	12	1:31.068	2.881	0.361	171.0

*** PENALTIES**

CAR 25 TIME 1:40.406 DELETED TRACK LIMITS AT T 1

CAR 66 TIME 1:31.868 DELETED TRACK LIMITS AT T 1

CAR 777 TIME 1:31.434 DELETED TRACK LIMITS AT T 1

CAR 17 TIME 1:29.751 DELETED TRACK LIMITS AT T 1

CAR 5 TIME 1:34.003 DELETED TRACK LIMITS AT T 1

CAR 911 TIME 1:29.716 DELETED TRACK LIMITS AT T 9

CAR 777 TIME 1:30.865 DELETED TRACK LIMITS AT T 1

Published at:.....

Track Temp: 21.1 °C Air Temp: 15.2 °C Humidity: 80 % Track Status: DRY

Race Director:

Neus Santamaría Sanromá

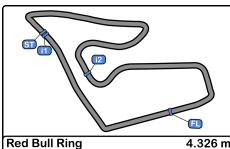
DPB-0819-ESP/CAT

Timekeeper:

Luis García

JOB-1605-ESP/M





Red Bull Ring
International GT Open
Qualifying - 1 Driver - 1



Provisional Results

Red Bull Ring 4.326 m.

- CAR 65 TIME 1:30.581 DELETED TRACK LIMITS AT T 1
- CAR 88 TIME 1:30.146 DELETED TRACK LIMITS AT T 1
- CAR 007 TIME 1:33.189 DELETED TRACK LIMITS AT T 9
- CAR 007 TIME 1:32.157 DELETED TRACK LIMITS AT T 9
- CAR 777 TIME 1:30.527 DELETED TRACK LIMITS AT T 1
- CAR 17 TIME 1:28.912 DELETED TRACK LIMITS AT T 1
- CAR 88 TIME 1:31.923 DELETED TRACK LIMITS AT T 1
- CAR 51 TIME 1:31.272 DELETED TRACK LIMITS AT T 1
- CAR 23 TIME 1:29.957 DELETED TRACK LIMITS AT T 1
- CAR 19 TIME 1:28.805 DELETED TRACK LIMITS AT T 1
- CAR 65 TIME 1:30.180 DELETED TRACK LIMITS AT T 1
- CAR 88 TIME 1:41.591 DELETED TRACK LIMITS AT T 1
- CAR 6 TIME 1:30.870 DELETED TRACK LIMITS AT T 1
- CAR 51 TIME 1:29.101 DELETED TRACK LIMITS AT T 1
- CAR 69 TIME 1:28.985 DELETED TRACK LIMITS AT T 1
- CAR 17 TIME 1:34.666 DELETED TRACK LIMITS AT T 1
- CAR 33 TIME 1:31.452 DELETED TRACK LIMITS AT T 1
- CAR 20 TIME 1:29.545 DELETED TRACK LIMITS AT T 1
- CAR 8 TIME 1:30.545 DELETED TRACK LIMITS AT T 1
- CAR 27 TIME 1:37.386 DELETED TRACK LIMITS AT T 1
- CAR 69 TIME 1:29.818 DELETED TRACK LIMITS AT T 9
- CAR 27 TIME 1:29.810 DELETED TRACK LIMITS AT T 9
- CAR 84 TIME 1:28.739 DELETED TRACK LIMITS AT T 9
- CAR 54 TIME 1:31.467 DELETED TRACK LIMITS AT T 9
- CAR 84 TIME 1:28.771 DELETED TRACK LIMITS AT T 9
- CAR 69 TIME 1:31.645 DELETED TRACK LIMITS AT T 1
- CAR 23 TIME 1:30.389 DELETED TRACK LIMITS AT T 1
- CAR 19 TIME 1:37.355 DELETED TRACK LIMITS AT T 1
- CAR 25 TIME 1:31.297 DELETED TRACK LIMITS AT T 1
- CAR 5 TIME 1:29.421 DELETED TRACK LIMITS AT T 1
- CAR 38 TIME 1:30.802 DELETED TRACK LIMITS AT T 9
- CAR 007 TIME 1:31.869 DELETED TRACK LIMITS AT T 9
- CAR 88 TIME 1:28.860 DELETED TRACK LIMITS AT T 9
- CAR 25 TIME 1:30.388 DELETED TRACK LIMITS AT T 9
- CAR 65 TIME 1:30.214 DELETED TRACK LIMITS AT T 1

Published at:.....

Track Temp: 21.1 °C Air Temp: 15.2 °C Humidity: 80 % Track Status: DRY

Race Director:

Neus Santamaría Sanromà

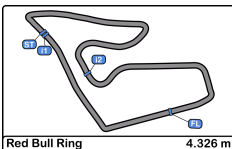
DPB-0819-ESP/CAT

Timekeeper:

Luis García

JOB-1605-ESP/M





Red Bull Ring
International GT Open
Qualifying - 1 Driver - 1



Red Bull Ring 4.326 m.

Provisional Results

- CAR 51 TIME 1:31.540 DELETED TRACK LIMITS AT T 1
- CAR 911 TIME 1:29.529 DELETED TRACK LIMITS AT T 1
- CAR 5 TIME 1:28.922 DELETED TRACK LIMITS AT T 1
- CAR 19 TIME 1:31.135 DELETED TRACK LIMITS AT T 1
- CAR 25 TIME 1:29.891 DELETED TRACK LIMITS AT T 1
- CAR 69 TIME 1:29.696 DELETED TRACK LIMITS AT T 1
- CAR 65 TIME 1:29.710 DELETED TRACK LIMITS AT T 1
- CAR 17 TIME 1:31.520 DELETED TRACK LIMITS AT T 1
- CAR 007 TIME 1:31.497 DELETED TRACK LIMITS AT T 9
- CAR 6 TIME 1:30.430 DELETED TRACK LIMITS AT T 9
- CAR 007 TIME 1:31.389 DELETED TRACK LIMITS AT T 9
- CAR 61 TIME 1:31.740 DELETED TRACK LIMITS AT T 1
- CAR 61 TIME 1:31.740 DELETED TRACK LIMITS AT T 9**
- CAR 8 TIME 1:29.619 DELETED TRACK LIMITS AT T 1
- CAR 88 TIME 1:29.238 DELETED TRACK LIMITS AT T 1
- CAR 5 TIME 1:30.778 DELETED TRACK LIMITS AT T 1
- CAR 65 TIME 1:30.046 DELETED TRACK LIMITS AT T 1
- CAR 20 TIME 1:29.069 DELETED TRACK LIMITS AT T 1
- CAR 84 TIME 1:28.567 DELETED TRACK LIMITS AT T 1
- CAR 17 TIME 1:28.880 DELETED TRACK LIMITS AT T 1
- CAR 8 TIME 1:32.939 DELETED TRACK LIMITS AT T 1
- CAR 20 TIME 1:31.325 DELETED TRACK LIMITS AT T 1
- CAR 65 TIME 1:30.143 DELETED TRACK LIMITS AT T 1
- CAR 777 TIME 1:29.978 DELETED TRACK LIMITS AT T 9
- CAR 38 TIME 1:29.274 DELETED TRACK LIMITS AT T 9
- CAR 25 TIME 1:30.285 DELETED TRACK LIMITS AT T 9
- CAR 66 TIME 1:30.511 DELETED TRACK LIMITS AT T 9
- CAR 61 TIME 1:32.588 DELETED TRACK LIMITS AT T 9
- CAR 51 TIME 1:28.657 DELETED TRACK LIMITS AT T 1
- CAR 8 TIME 1:32.337 DELETED TRACK LIMITS AT T 1
- CAR 54 TIME 1:31.225 DELETED TRACK LIMITS AT T 1
- CAR 8 TIME 1:29.545 DELETED TRACK LIMITS AT T 1
- CAR 8 TIME 1:29.545 DELETED TRACK LIMITS AT T 9**
- CAR 20 TIME 1:30.220 DELETED TRACK LIMITS AT T 1
- CAR 51 TIME 1:28.853 DELETED TRACK LIMITS AT T 9

Published at:.....

Track Temp: 21.1 °C Air Temp: 15.2 °C Humidity: 80 % Track Status: DRY

Race Director:

Neus Santamaría Sanromà

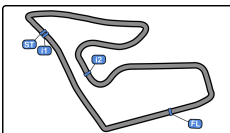
DPB-0819-ESP/CAT

Timekeeper:

Luis García

JOB-1605-ESP/M





Red Bull Ring
International GT Open
Qualifying - 1 Driver - 1

Provisional Results

Red Bull Ring 4.326 m.

CAR 66 TIME 1:30.493 DELETED TRACK LIMITS AT T 9

CAR 65 TIME 1:29.926 DELETED TRACK LIMITS AT T 9

CAR 84 TIME 1:28.745 DELETED TRACK LIMITS AT T 9



Published at:.....

Track Temp: 21.1 °C Air Temp: 15.2 °C Humidity: 80 % Track Status: DRY

Race Director:

Neus Santamaría Sanromà

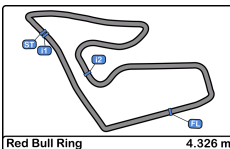
DPB-0819-ESP/CAT

Timekeeper:

Luis García

JOB-1605-ESP/M





Red Bull Ring
International GT Open
Qualifying - 1 Driver - 1
Provisional Results by Category



PRO																
Cls	Nº	Entrant/Team	Nat	Driver 1	Nat	Driver 2	Nat	Vehicle	Cat	Cls	Laps	Best	Time	Gap	Interval	Km/h
1	63	Oregon Team	ITA	Pierre Louis Chovet	FRA	Maximilian Paul	DEU	Lamborghini Huracan GT3 EVO2	PRO	1	9	8	1:28.187			176.5
2	19	Oregon Team	ITA	Pietro Perolini	ITA	Daan Arrow	NLD	Lamborghini Huracan GT3 EVO2	PRO	2	13	11	1:28.495	0.308	0.308	175.9
3	51	AF Corse	ITA	Nicola Marinangeli	ITA	Riccardo Agostini	ITA	Ferrari 296 GT3	PRO	3	14	9	1:28.628	0.441	0.133	175.7
4	17	Team Motopark	DEU	Diego Menchaca	MEX	Marcos Siebert	ARG	Mercedes AMG GT3 2020	PRO	4	15	14	1:28.828	0.641	0.200	175.3
5	69	Optimum Motorsport	GBR	Samuel De Haan	GBR	Charlie Fagg	GBR	McLaren 720S GT3	PRO	5	15	10	1:28.923	0.736	0.095	175.1
6	23	Eastalent-Racing	AUT	Simon Reicher	AUT	Christopher Haase	DEU	Audi R8 LMS GT3 Evo II	PRO	6	14	9	1:29.290	1.103	0.367	174.4
7	20	SPS Automotive Performance	DEU	Reece Barr	BEL	Mikael Pitamber	ZAF	Mercedes AMG GT3	PRO	7	16	10	1:29.434	1.247	0.144	174.1
8	6	GetSpeed	DEU	Anthony Bartone	USA	Aaron Walker	GBR	Mercedes AMG GT3 2023	PRO	8	18	13	1:30.021	1.834	0.587	172.9

PROAM																
Cls	Nº	Entrant/Team	Nat	Driver 1	Nat	Driver 2	Nat	Vehicle	Cat	Cls	Laps	Best	Time	Gap	Interval	Km/h
1	84	Altitude Racing by Optimum Motorsport	GBR	Andrew Gilbert	GBR	Fran Rueda	ESP	McLaren 720S GT3	PROAM	1	16	13	1:28.549			175.8
2	911	GetSpeed	DEU	Axel Blom	FIN	Steve Jans	LUX	Mercedes AMG GT3 2023	PROAM	2	17	13	1:29.266	0.717	0.717	174.4
3	38	Kessel Racing	CHE	Nicolò Rosi	CHE	Niccolò Schirò	ITA	Ferrari 296 GT3	PROAM	3	13	12	1:29.315	0.766	0.049	174.3
4	27	AF Corse	ITA	Marco Pulcini	ITA	Eddie Cheever III	ITA	Ferrari 296 GT3	PROAM	4	15	14	1:29.437	0.888	0.122	174.1
5	777	Olimp Racing	POL	Marcin Jedliński	POL	Karol Basz	POL	Audi R8 LMS 2018	PROAM	5	13	11	1:30.092	1.543	0.655	172.8
6	66	Greystone GT	GBR	Stewart Proctor	GBR	Lewis Proctor	GBR	McLaren 720S GT3	PROAM	6	17	13	1:30.288	1.739	0.196	172.4
7	33	Bonaldi Motorsport	ITA	Miloš Pavlović	SRB	Sanporn Jao-Javanil	THA	Lamborghini Huracan GT3 EVO2	PROAM	7	14	9	1:30.427	1.878	0.139	172.2
8	54	CBRX by SPS	DEU	Dexter Müller	CHE	Yannick Mettler	CHE	Mercedes AMG GT3	PROAM	8	15	9	1:30.707	2.158	0.280	171.6

AM																
Cls	Nº	Entrant/Team	Nat	Driver 1	Nat	Driver 2	Nat	Vehicle	Cat	Cls	Laps	Best	Time	Gap	Interval	Km/h
1	91	Team Baron Motorsport	AUT	Ernst Kirchmayr	AUT	Philipp Baron	AUT	Ferrari 488 GT3 Evo	AM	1	14	13	1:29.111			174.7
2	5	Olimp Racing	POL	Stanislaw Jedliński	POL	Krystian Korzeniowski	POL	Ferrari 296 GT3	AM	2	13	9	1:29.236	0.125	0.125	174.5
3	88	AF Corse	ITA	Gino Forgione	CHE	Andrea Montermini	ITA	Ferrari 488 GT3 MY 2020	AM*	3	16	15	1:29.260	0.149	0.024	174.4
4	65	Team Motopark	DEU	Heiko Neumann	DEU	Timo Rumpfkeil	DEU	Mercedes AMG GT3 2020	AM	4	18	5	1:29.841	0.730	0.581	173.3
5	8	Il Barone Rampante	ITA	Giuseppe Cipriani	ITA		ITA	Lamborghini Huracan GT3 EVO	AM	5	13	8	1:29.882	0.771	0.041	173.2
6	25	AF Corse	ITA	Alessandro Cozzi	ITA	Giorgio Sernagiotto	ITA	Ferrari 296 GT3	AM*	6	20	12	1:30.037	0.926	0.155	172.9
7	007	Street-Art Racing	BEL	Jahid Fazal-Karim	FRA	Pascal Bachmann	CHE	Aston Martin GT3 AMR MY2019	AM	7	18	17	1:30.687	1.576	0.650	171.7
8	786	GetSpeed	DEU	Kiki Sak Nana	THA	Adam Osieka	DEU	Mercedes AMG GT3 2023	AM	8	21	16	1:30.704	1.593	0.017	171.6
9	61	AF Corse	ITA	Jean-Claude Saada	USA	Conrad Grunewald	USA	Ferrari 488 GT3 MY 2020	AM*	9	21	12	1:31.068	1.957	0.364	171.0

Published at:.....

Track Temp: 21.1 °C Air Temp: 15.2 °C Humidity: 80 % Track Status: DRY

Race Director:

Neus Santamaria Sanromà

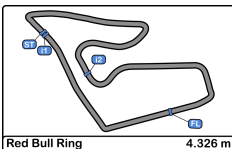
DPB-0819-ESP/CAT

Timekeeper:

Luis Garcia

JOB-1605-ESP/M





Red Bull Ring
International GT Open
Qualifying - 1 Driver - 1
Provisional Results by Category



Red Bull Ring 4.326 m.

*** PENALTIES**

- CAR 25 TIME 1:40.406 DELETED TRACK LIMITS AT T 1
- CAR 66 TIME 1:31.868 DELETED TRACK LIMITS AT T 1
- CAR 777 TIME 1:31.434 DELETED TRACK LIMITS AT T 1
- CAR 17 TIME 1:29.751 DELETED TRACK LIMITS AT T 1
- CAR 5 TIME 1:34.003 DELETED TRACK LIMITS AT T 1
- CAR 911 TIME 1:29.716 DELETED TRACK LIMITS AT T 9
- CAR 777 TIME 1:30.865 DELETED TRACK LIMITS AT T 1
- CAR 65 TIME 1:30.581 DELETED TRACK LIMITS AT T 1
- CAR 88 TIME 1:30.146 DELETED TRACK LIMITS AT T 1
- CAR 007 TIME 1:33.189 DELETED TRACK LIMITS AT T 9
- CAR 007 TIME 1:32.157 DELETED TRACK LIMITS AT T 9
- CAR 777 TIME 1:30.527 DELETED TRACK LIMITS AT T 1
- CAR 17 TIME 1:28.912 DELETED TRACK LIMITS AT T 1
- CAR 88 TIME 1:31.923 DELETED TRACK LIMITS AT T 1
- CAR 51 TIME 1:31.272 DELETED TRACK LIMITS AT T 1
- CAR 23 TIME 1:29.957 DELETED TRACK LIMITS AT T 1
- CAR 19 TIME 1:28.805 DELETED TRACK LIMITS AT T 1
- CAR 65 TIME 1:30.180 DELETED TRACK LIMITS AT T 1
- CAR 88 TIME 1:41.591 DELETED TRACK LIMITS AT T 1
- CAR 6 TIME 1:30.870 DELETED TRACK LIMITS AT T 1
- CAR 51 TIME 1:29.101 DELETED TRACK LIMITS AT T 1
- CAR 69 TIME 1:28.985 DELETED TRACK LIMITS AT T 1
- CAR 17 TIME 1:34.666 DELETED TRACK LIMITS AT T 1
- CAR 33 TIME 1:31.452 DELETED TRACK LIMITS AT T 1
- CAR 20 TIME 1:29.545 DELETED TRACK LIMITS AT T 1
- CAR 8 TIME 1:30.545 DELETED TRACK LIMITS AT T 1
- CAR 27 TIME 1:37.386 DELETED TRACK LIMITS AT T 1
- CAR 69 TIME 1:29.818 DELETED TRACK LIMITS AT T 9
- CAR 27 TIME 1:29.810 DELETED TRACK LIMITS AT T 9
- CAR 84 TIME 1:28.739 DELETED TRACK LIMITS AT T 9
- CAR 54 TIME 1:31.467 DELETED TRACK LIMITS AT T 9
- CAR 84 TIME 1:28.771 DELETED TRACK LIMITS AT T 9
- CAR 69 TIME 1:31.645 DELETED TRACK LIMITS AT T 1
- CAR 23 TIME 1:30.389 DELETED TRACK LIMITS AT T 1

Published at:.....

Track Temp: **21.1 °C** Air Temp: **15.2 °C** Humidity: **80 %** Track Status: **DRY**

Race Director:

Neus Santamaría Sanromà

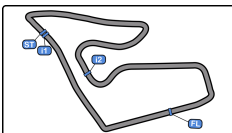
DPB-0819-ESP/CAT

Timekeeper:

Luis García

JOB-1605-ESP/M





Red Bull Ring
International GT Open
Qualifying - 1 Driver - 1



Provisional Results by Category

Red Bull Ring 4.326 m.

- CAR 19 TIME 1:37.355 DELETED TRACK LIMITS AT T 1
- CAR 25 TIME 1:31.297 DELETED TRACK LIMITS AT T 1
- CAR 5 TIME 1:29.421 DELETED TRACK LIMITS AT T 1
- CAR 38 TIME 1:30.802 DELETED TRACK LIMITS AT T 9
- CAR 007 TIME 1:31.869 DELETED TRACK LIMITS AT T 9
- CAR 88 TIME 1:28.860 DELETED TRACK LIMITS AT T 9
- CAR 25 TIME 1:30.388 DELETED TRACK LIMITS AT T 9
- CAR 65 TIME 1:30.214 DELETED TRACK LIMITS AT T 1
- CAR 51 TIME 1:31.540 DELETED TRACK LIMITS AT T 1
- CAR 911 TIME 1:29.529 DELETED TRACK LIMITS AT T 1
- CAR 5 TIME 1:28.922 DELETED TRACK LIMITS AT T 1
- CAR 19 TIME 1:31.135 DELETED TRACK LIMITS AT T 1
- CAR 25 TIME 1:29.891 DELETED TRACK LIMITS AT T 1
- CAR 69 TIME 1:29.696 DELETED TRACK LIMITS AT T 1
- CAR 65 TIME 1:29.710 DELETED TRACK LIMITS AT T 1
- CAR 17 TIME 1:31.520 DELETED TRACK LIMITS AT T 1
- CAR 007 TIME 1:31.497 DELETED TRACK LIMITS AT T 9
- CAR 6 TIME 1:30.430 DELETED TRACK LIMITS AT T 9
- CAR 007 TIME 1:31.389 DELETED TRACK LIMITS AT T 9
- CAR 61 TIME 1:31.740 DELETED TRACK LIMITS AT T 1
- CAR 61 TIME 1:31.740 DELETED TRACK LIMITS AT T 9**
- CAR 8 TIME 1:29.619 DELETED TRACK LIMITS AT T 1
- CAR 88 TIME 1:29.238 DELETED TRACK LIMITS AT T 1
- CAR 5 TIME 1:30.778 DELETED TRACK LIMITS AT T 1
- CAR 65 TIME 1:30.046 DELETED TRACK LIMITS AT T 1
- CAR 20 TIME 1:29.069 DELETED TRACK LIMITS AT T 1
- CAR 84 TIME 1:28.567 DELETED TRACK LIMITS AT T 1
- CAR 17 TIME 1:28.880 DELETED TRACK LIMITS AT T 1
- CAR 8 TIME 1:32.939 DELETED TRACK LIMITS AT T 1
- CAR 20 TIME 1:31.325 DELETED TRACK LIMITS AT T 1
- CAR 65 TIME 1:30.143 DELETED TRACK LIMITS AT T 1
- CAR 777 TIME 1:29.978 DELETED TRACK LIMITS AT T 9
- CAR 38 TIME 1:29.274 DELETED TRACK LIMITS AT T 9
- CAR 25 TIME 1:30.285 DELETED TRACK LIMITS AT T 9
- CAR 66 TIME 1:30.511 DELETED TRACK LIMITS AT T 9

Published at:.....

Track Temp: 21.1 °C Air Temp: 15.2 °C Humidity: 80 % Track Status: DRY

Race Director:

Neus Santamaría Sanromà

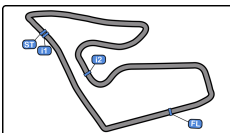
DPB-0819-ESP/CAT

Timekeeper:

Luis García

JOB-1605-ESP/M





Red Bull Ring
International GT Open
Qualifying - 1 Driver - 1



Provisional Results by Category

Red Bull Ring 4.326 m.

- CAR 61 TIME 1:32.588 DELETED TRACK LIMITS AT T 9
- CAR 51 TIME 1:28.657 DELETED TRACK LIMITS AT T 1
- CAR 8 TIME 1:32.337 DELETED TRACK LIMITS AT T 1
- CAR 54 TIME 1:31.225 DELETED TRACK LIMITS AT T 1
- CAR 8 TIME 1:29.545 DELETED TRACK LIMITS AT T 1
- CAR 8 TIME 1:29.545 DELETED TRACK LIMITS AT T 9**
- CAR 20 TIME 1:30.220 DELETED TRACK LIMITS AT T 1
- CAR 51 TIME 1:28.853 DELETED TRACK LIMITS AT T 9
- CAR 66 TIME 1:30.493 DELETED TRACK LIMITS AT T 9
- CAR 65 TIME 1:29.926 DELETED TRACK LIMITS AT T 9
- CAR 84 TIME 1:28.745 DELETED TRACK LIMITS AT T 9

Published at:.....

Track Temp: 21.1 °C Air Temp: 15.2 °C Humidity: 80 % Track Status: DRY

Race Director:

Neus Santamaría Sanromà

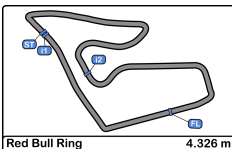
DPB-0819-ESP/CAT

Timekeeper:

Luis García

JOB-1605-ESP/M





Red Bull Ring
International GT Open
Qualifying - 1 Driver - 1
Provisional Results by Class



International GT Open																
Cls	Nº	Entrant/Team	Nat	Driver 1	Nat	Driver 2	Nat	Vehicle	Cat	Cls	Laps	Best	Time	Gap	Interval	Km/h
1	63	Oregon Team	ITA	Pierre Louis Chovet	FRA	Maximilian Paul	DEU	Lamborghini Huracan GT3 EVO2	GT3	1	9	8	1:28.187			176.5
2	19	Oregon Team	ITA	Pietro Perolini	ITA	Daan Arrow	NLD	Lamborghini Huracan GT3 EVO2	GT3	2	13	11	1:28.495	0.308	0.308	175.9
3	84	Altitude Racing by Optimum Motorsport	GBR	Andrew Gilbert	GBR	Fran Rueda	ESP	McLaren 720S GT3	GT3	3	16	13	1:28.549	0.362	0.054	175.8
4	51	AF Corse	ITA	Nicola Marinangeli	ITA	Riccardo Agostini	ITA	Ferrari 296 GT3	GT3	4	14	9	1:28.628	0.441	0.079	175.7
5	17	Team Motopark	DEU	Diego Menchaca	MEX	Marcos Siebert	ARG	Mercedes AMG GT3 2020	GT3	5	15	14	1:28.828	0.641	0.200	175.3
6	69	Optimum Motorsport	GBR	Samuel De Haan	GBR	Charlie Fagg	GBR	McLaren 720S GT3	GT3	6	15	10	1:28.923	0.736	0.095	175.1
7	91	Team Baron Motorsport	AUT	Ernst Kirchmayr	AUT	Philipp Baron	AUT	Ferrari 488 GT3 Evo	GT3	7	14	13	1:29.111	0.924	0.188	174.7
8	5	Olimp Racing	POL	Stanislaw Jedliński	POL	Krzysztof Korzeniowski	POL	Ferrari 296 GT3	GT3	8	13	9	1:29.236	1.049	0.125	174.5
9	88	AF Corse	ITA	Gino Forgione	CHE	Andrea Montermini	ITA	Ferrari 488 GT3 MY 2020	GT3*	9	16	15	1:29.260	1.073	0.024	174.4
10	911	GetSpeed	DEU	Axel Blom	FIN	Steve Jans	LUX	Mercedes AMG GT3 2023	GT3	10	17	13	1:29.266	1.079	0.006	174.4
11	23	Eastalent-Racing	AUT	Simon Reicher	AUT	Christopher Haase	DEU	Audi R8 LMS GT3 Evo II	GT3	11	14	9	1:29.290	1.103	0.024	174.4
12	38	Kessel Racing	CHE	Nicolò Rosi	CHE	Niccolò Schirò	ITA	Ferrari 296 GT3	GT3	12	13	12	1:29.315	1.128	0.025	174.3
13	20	SPS Automotive Performance	DEU	Reece Barr	IRL	Mikael Pitamber	ZAF	Mercedes AMG GT3	GT3	13	16	10	1:29.434	1.247	0.119	174.1
14	27	AF Corse	ITA	Marco Pulcini	ITA	Eddie Cheever III	ITA	Ferrari 296 GT3	GT3	14	15	14	1:29.437	1.250	0.003	174.1
15	65	Team Motopark	DEU	Heiko Neumann	DEU	Timo Rumpfkeil	DEU	Mercedes AMG GT3 2020	GT3	15	18	5	1:29.841	1.654	0.404	173.3
16	8	Il Barone Rampante	ITA	Giuseppe Cipriani	ITA			Lamborghini Huracan GT3 EVO	GT3	16	13	8	1:29.882	1.695	0.041	173.2
17	6	GetSpeed	DEU	Anthony Bartone	USA	Aaron Walker	GBR	Mercedes AMG GT3 2023	GT3	17	18	13	1:30.021	1.834	0.139	172.9
18	25	AF Corse	ITA	Alessandro Cozzi	ITA	Giorgio Sernagiotto	ITA	Ferrari 296 GT3	GT3*	18	20	12	1:30.037	1.850	0.016	172.9
19	777	Olimp Racing	POL	Marcin Jedliński	POL	Karol Basz	POL	Audi R8 LMS 2018	GT3	19	13	11	1:30.092	1.905	0.055	172.8
20	66	Greystone GT	GBR	Stewart Proctor	GBR	Lewis Proctor	GBR	McLaren 720S GT3	GT3	20	17	13	1:30.288	2.101	0.196	172.4
21	33	Bonaldi Motorsport	ITA	Miloš Pavlović	SRB	Sanporn Jao-Javanil	THA	Lamborghini Huracan GT3 EVO2	GT3	21	14	9	1:30.427	2.240	0.139	172.2
22	007	Street-Art Racing	BEL	Jahid Fazal-Karim	FRA	Pascal Bachmann	CHE	Aston Martin GT3 AMR MY2019	GT3	22	18	17	1:30.687	2.500	0.260	171.7
23	786	GetSpeed	DEU	Kiki Sak Nana	THA	Adam Osieka	DEU	Mercedes AMG GT3 2023	GT3	23	21	16	1:30.704	2.517	0.017	171.6
24	54	CBRX by SPS	DEU	Dexter Müller	CHE	Yannick Mettler	CHE	Mercedes AMG GT3	GT3	24	15	9	1:30.707	2.520	0.003	171.6
25	61	AF Corse	ITA	Jean-Claude Saada	USA	Conrad Grunewald	USA	Ferrari 488 GT3 MY 2020	GT3*	25	21	12	1:31.068	2.881	0.361	171.0

*** PENALTIES**

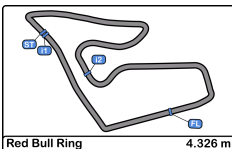
- CAR 25 TIME 1:40.406 DELETED TRACK LIMITS AT T 1
- CAR 66 TIME 1:31.868 DELETED TRACK LIMITS AT T 1
- CAR 777 TIME 1:31.434 DELETED TRACK LIMITS AT T 1
- CAR 17 TIME 1:29.751 DELETED TRACK LIMITS AT T 1
- CAR 5 TIME 1:34.003 DELETED TRACK LIMITS AT T 1
- CAR 911 TIME 1:29.716 DELETED TRACK LIMITS AT T 9

Published at:.....

Track Temp: 21.1 °C Air Temp: 15.2 °C Humidity: 80 % Track Status: DRY

Race Director:	Neus Santamaría Sanromà DPB-0819-ESP/CAT	Timekeeper:	Luis García JOB-1605-ESP/M
-----------------------	---------------------------------------------	--------------------	-------------------------------





Red Bull Ring
International GT Open
Qualifying - 1 Driver - 1



Provisional Results by Class

- CAR 777 TIME 1:30.865 DELETED TRACK LIMITS AT T 1
- CAR 65 TIME 1:30.581 DELETED TRACK LIMITS AT T 1
- CAR 88 TIME 1:30.146 DELETED TRACK LIMITS AT T 1
- CAR 007 TIME 1:33.189 DELETED TRACK LIMITS AT T 9
- CAR 007 TIME 1:32.157 DELETED TRACK LIMITS AT T 9
- CAR 777 TIME 1:30.527 DELETED TRACK LIMITS AT T 1
- CAR 17 TIME 1:28.912 DELETED TRACK LIMITS AT T 1
- CAR 88 TIME 1:31.923 DELETED TRACK LIMITS AT T 1
- CAR 51 TIME 1:31.272 DELETED TRACK LIMITS AT T 1
- CAR 23 TIME 1:29.957 DELETED TRACK LIMITS AT T 1
- CAR 19 TIME 1:28.805 DELETED TRACK LIMITS AT T 1
- CAR 65 TIME 1:30.180 DELETED TRACK LIMITS AT T 1
- CAR 88 TIME 1:41.591 DELETED TRACK LIMITS AT T 1
- CAR 6 TIME 1:30.870 DELETED TRACK LIMITS AT T 1
- CAR 51 TIME 1:29.101 DELETED TRACK LIMITS AT T 1
- CAR 69 TIME 1:28.985 DELETED TRACK LIMITS AT T 1
- CAR 17 TIME 1:34.666 DELETED TRACK LIMITS AT T 1
- CAR 33 TIME 1:31.452 DELETED TRACK LIMITS AT T 1
- CAR 20 TIME 1:29.545 DELETED TRACK LIMITS AT T 1
- CAR 8 TIME 1:30.545 DELETED TRACK LIMITS AT T 1
- CAR 27 TIME 1:37.386 DELETED TRACK LIMITS AT T 1
- CAR 69 TIME 1:29.818 DELETED TRACK LIMITS AT T 9
- CAR 27 TIME 1:29.810 DELETED TRACK LIMITS AT T 9
- CAR 84 TIME 1:28.739 DELETED TRACK LIMITS AT T 9
- CAR 54 TIME 1:31.467 DELETED TRACK LIMITS AT T 9
- CAR 84 TIME 1:28.771 DELETED TRACK LIMITS AT T 9
- CAR 69 TIME 1:31.645 DELETED TRACK LIMITS AT T 1
- CAR 23 TIME 1:30.389 DELETED TRACK LIMITS AT T 1
- CAR 19 TIME 1:37.355 DELETED TRACK LIMITS AT T 1
- CAR 25 TIME 1:31.297 DELETED TRACK LIMITS AT T 1
- CAR 5 TIME 1:29.421 DELETED TRACK LIMITS AT T 1
- CAR 38 TIME 1:30.802 DELETED TRACK LIMITS AT T 9
- CAR 007 TIME 1:31.869 DELETED TRACK LIMITS AT T 9
- CAR 88 TIME 1:28.860 DELETED TRACK LIMITS AT T 9
- CAR 25 TIME 1:30.388 DELETED TRACK LIMITS AT T 9

Published at:.....

Track Temp: **21.1 °C** Air Temp: **15.2 °C** Humidity: **80 %** Track Status: **DRY**

Race Director:

Neus Santamaría Sanromà

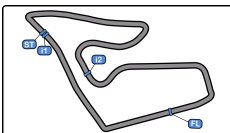
DPB-0819-ESP/CAT

Timekeeper:

Luis García

JOB-1605-ESP/M





Red Bull Ring
International GT Open
Qualifying - 1 Driver - 1



Provisional Results by Class

Red Bull Ring 4.326 m.

- CAR 65 TIME 1:30.214 DELETED TRACK LIMITS AT T 1
- CAR 51 TIME 1:31.540 DELETED TRACK LIMITS AT T 1
- CAR 911 TIME 1:29.529 DELETED TRACK LIMITS AT T 1
- CAR 5 TIME 1:28.922 DELETED TRACK LIMITS AT T 1
- CAR 19 TIME 1:31.135 DELETED TRACK LIMITS AT T 1
- CAR 25 TIME 1:29.891 DELETED TRACK LIMITS AT T 1
- CAR 69 TIME 1:29.696 DELETED TRACK LIMITS AT T 1
- CAR 65 TIME 1:29.710 DELETED TRACK LIMITS AT T 1
- CAR 17 TIME 1:31.520 DELETED TRACK LIMITS AT T 1
- CAR 007 TIME 1:31.497 DELETED TRACK LIMITS AT T 9
- CAR 6 TIME 1:30.430 DELETED TRACK LIMITS AT T 9
- CAR 007 TIME 1:31.389 DELETED TRACK LIMITS AT T 9
- CAR 61 TIME 1:31.740 DELETED TRACK LIMITS AT T 1
- CAR 61 TIME 1:31.740 DELETED TRACK LIMITS AT T 9**
- CAR 8 TIME 1:29.619 DELETED TRACK LIMITS AT T 1
- CAR 88 TIME 1:29.238 DELETED TRACK LIMITS AT T 1
- CAR 5 TIME 1:30.778 DELETED TRACK LIMITS AT T 1
- CAR 65 TIME 1:30.046 DELETED TRACK LIMITS AT T 1
- CAR 20 TIME 1:29.069 DELETED TRACK LIMITS AT T 1
- CAR 84 TIME 1:28.567 DELETED TRACK LIMITS AT T 1
- CAR 17 TIME 1:28.880 DELETED TRACK LIMITS AT T 1
- CAR 8 TIME 1:32.939 DELETED TRACK LIMITS AT T 1
- CAR 20 TIME 1:31.325 DELETED TRACK LIMITS AT T 1
- CAR 65 TIME 1:30.143 DELETED TRACK LIMITS AT T 1
- CAR 777 TIME 1:29.978 DELETED TRACK LIMITS AT T 9
- CAR 38 TIME 1:29.274 DELETED TRACK LIMITS AT T 9
- CAR 25 TIME 1:30.285 DELETED TRACK LIMITS AT T 9
- CAR 66 TIME 1:30.511 DELETED TRACK LIMITS AT T 9
- CAR 61 TIME 1:32.588 DELETED TRACK LIMITS AT T 9
- CAR 51 TIME 1:28.657 DELETED TRACK LIMITS AT T 1
- CAR 8 TIME 1:32.337 DELETED TRACK LIMITS AT T 1
- CAR 54 TIME 1:31.225 DELETED TRACK LIMITS AT T 1
- CAR 8 TIME 1:29.545 DELETED TRACK LIMITS AT T 1
- CAR 8 TIME 1:29.545 DELETED TRACK LIMITS AT T 9**
- CAR 20 TIME 1:30.220 DELETED TRACK LIMITS AT T 1

Published at:.....

Track Temp: 21.1 °C Air Temp: 15.2 °C Humidity: 80 % Track Status: DRY

Race Director:

Neus Santamaría Sanromà

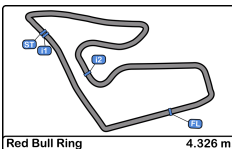
DPB-0819-ESP/CAT

Timekeeper:

Luis García

JOB-1605-ESP/M





Red Bull Ring
International GT Open
Qualifying - 1 Driver - 1
Provisional Results by Class

Red Bull Ring 4.326 m.

CAR 51 TIME 1:28.853 DELETED TRACK LIMITS AT T 9

CAR 66 TIME 1:30.493 DELETED TRACK LIMITS AT T 9

CAR 65 TIME 1:29.926 DELETED TRACK LIMITS AT T 9

CAR 84 TIME 1:28.745 DELETED TRACK LIMITS AT T 9



Published at:.....

Track Temp: 21.1 °C Air Temp: 15.2 °C Humidity: 80 % Track Status: DRY

Race Director:

Neus Santamaría Sanromà

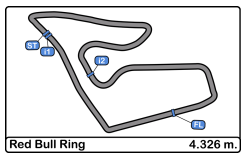
DPB-0819-ESP/CAT

Timekeeper:

Luis García

JOB-1605-ESP/M





Red Bull Ring
International GT Open
Qualifying - 1 Driver - 1
Lap Analysis



5							17								
Stanislaw Jedliński							Ferrari 296 GT3								
AM Krystian Korzeniewski							PRO Olimp Racing								
Lap	D	Time	Sector 1	Sector 2	Sector 3	T. Spd	Lap	D	Time	Sector 1	Sector 2	Sector 3	T. Spd	Elapsed	
1	2	9:01:44.024	9:00:27.839	42.541	33.644	228.3	9:01:44.024	1	2	9:03:13.643	9:02:04.236	41.197	28.210	231.2	9:03:13.643
2	2	1:30.757	22.584	40.234	27.939	236.8	9:03:14.781	2	2	1:29.754	22.214	39.904	27.633	235.8	9:04:43.394
3	2	1:34.003	22.381	41.525	30.097	228.3	9:04:48.784	3	2	1:29.129	22.060	39.581	27.488	236.3	9:06:12.523
4	2	1:29.454	22.201	39.776	27.477	237.8	9:06:18.238	4	2	1:28.942	21.977	39.481	27.454	237.3	9:07:41.435
5	2	1:29.473	22.112	39.718	27.643	237.8	9:07:47.711	5	2	1:28.932	22.112	39.422	27.398	236.8	9:09:10.367
6	2	1:35.132 P	22.604	39.882	32.646	236.3	9:09:22.843	6	2	1:34.666	22.170	43.489	29.007	236.3	9:10:45.033
7	2	11:07.337	9:50.572	43.526	33.239	229.7	9:20:30.180	7	2	1:29.014	22.035	39.484	27.495	236.3	9:12:14.047
8	2	1:29.424	22.221	39.719	27.481	235.8	9:21:59.601	8	2	1:53.320 P	22.071	44.578	46.671	236.8	9:14:07.367
9	2	1:29.236	22.181	39.658	27.397	236.3	9:23:28.837	9	2	11:53.113	10:43.552	41.263	28.298	219.9	9:26:00.480
10	2	1:29.609	22.170	39.926	27.513	236.3	9:24:58.446	10	2	1:31.520	22.641	40.246	28.633	233.2	9:27:32.000
11	2	1:28.922	21.999	39.439	27.484	236.8	9:26:27.368	11	2	1:28.880	22.021	39.605	27.254	236.8	9:29:00.880
12	2	1:30.778	22.107	40.418	28.253	238.4	9:27:58.146	12	2	1:28.885	21.961	39.392	27.532	237.8	9:30:29.765
13	2	1:34.159 P	22.098	39.704	32.357	237.3	9:29:32.305	13	2	1:32.399	22.137	41.797	28.465	237.8	9:32:02.164

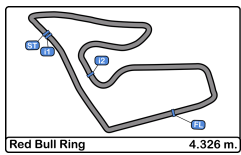
6							19						
Anthony Bartone							Mercedes AMG GT3 2023						
PRO Aaron Walker							GetSpeed						

Lap	D	Time	Sector 1	Sector 2	Sector 3	T. Spd	Elapsed	Lap	D	Time	Sector 1	Sector 2	Sector 3	T. Spd	Elapsed
1	1	9:02:33.510	9:01:23.350	42.001	28.159	227.3	9:02:33.510	1	2	9:06:05.288	9:04:55.781	40.929	28.578	229.2	9:06:05.288
2	1	1:31.073	22.461	40.512	28.100	232.7	9:04:04.583	2	2	1:29.003	22.167	39.349	27.487	238.4	9:07:34.291
3	1	1:41.025	32.308	40.740	27.977	224.5	9:05:45.608	3	2	1:28.806	22.140	39.284	27.381	240.0	9:09:03.096
4	1	1:30.506	22.306	40.333	27.867	235.2	9:07:16.114	4	2	1:28.781	21.893	39.435	27.453	240.5	9:10:31.877
5	1	1:31.808	22.543	40.313	28.952	233.7	9:08:47.922	5	2	1:37.355	23.555	42.397	31.403	232.7	9:12:09.232
6	1	1:30.870	22.368	40.326	28.176	234.7	9:10:18.792	6	2	1:55.641 P	22.182	45.433	48.026	238.4	9:14:04.873
7	1	1:30.625	22.374	40.261	27.990	236.3	9:11:49.417	7	2	10:58.986	9:49.833	41.180	27.973	229.2	9:25:03.859
8	1	1:58.769 P	22.242	40.613	55.914	235.8	9:13:48.186	8	2	1:31.135	22.739	40.708	27.688	234.7	9:26:34.994
9	1	6:48.084	5:35.746	40.894	31.444	228.3	9:20:36.270	9	2	1:28.510	22.004	39.243	27.263	238.9	9:28:03.504
10	1	1:30.474	22.521	39.972	27.981	232.7	9:22:06.744	10	2	1:28.627	22.053	39.244	27.330	238.4	9:29:32.131
11	1	1:30.131	22.410	40.024	27.697	234.7	9:23:36.875	11	2	1:28.495	21.926	39.290	27.279	239.4	9:31:00.626
12	1	1:30.430	22.447	40.018	27.965	231.7	9:25:07.305	12	2	1:28.823	22.020	39.360	27.443	239.4	9:32:29.449
13	1	1:30.021	22.313	40.037	27.671	234.2	9:26:37.326	13	2	1:33.292 P	22.040	39.419	31.833	238.9	9:34:02.741
14	1	1:30.374	22.442	40.057	27.875	234.7	9:28:07.700								
15	1	1:30.437	22.242	40.136	28.059	234.7	9:29:38.137								
16	1	1:30.353	22.406	40.014	27.933	234.2	9:31:08.490								
17	1	1:31.338	22.329	40.675	28.334	234.2	9:32:39.828								
18	1	1:39.353 P	22.346	40.319	36.688	233.2	9:34:19.181								

8							20						
Giuseppe Cipriani							Reece Barr						
AM Il Barone Rampante							PRO Mikael Pitamber						

Lap	D	Time	Sector 1	Sector 2	Sector 3	T. Spd	Elapsed	Lap	D	Time	Sector 1	Sector 2	Sector 3	T. Spd	Elapsed
1	1	9:05:37.748	9:04:27.002	41.606	29.140	227.3	9:05:37.748	1	2	9:03:43.700	9:02:30.636	43.705	29.359	230.2	9:03:43.700
2	1	1:31.010	22.551	40.441	28.018	240.0	9:07:08.758	2	2	1:30.862	22.681	40.299	27.882	234.2	9:05:14.562
3	1	1:29.969	22.225	39.912	27.832	239.4	9:08:38.727	3	2	1:29.829	22.348	39.742	27.739	235.2	9:06:44.391
4	1	1:29.897	22.204	39.641	28.052	240.0	9:10:08.624	4	2	1:29.846	22.463	39.680	27.703	235.8	9:08:14.237
5	1	1:30.545	22.361	40.108	28.076	238.4	9:11:39.169	5	2	1:29.712	22.263	39.761	27.688	236.3	9:09:43.949
6	1	1:41.251 P	22.275	41.329	37.647	238.9	9:13:20.420	6	2	1:29.545	22.210	39.635	27.700	236.8	9:11:13.494
7	1	11:13.943	10:05.645	40.244	28.054	233.7	9:24:34.363	7	2	1:32.820	23.004	41.316	28.500	234.7	9:12:46.314
8	1	1:29.882	22.279	39.850	27.753	239.4	9:26:04.245	8	2	2:05.659 P	34.228	54.792	36.639	115.7	9:14:51.973
9	1	1:29.649	22.065	39.619	27.935	241.6	9:27:33.864	9	2	10:41.584	9:31.034	40.933	29.617	228.3	9:25:33.557
10	1	1:32.939	22.039	42.867	28.033	239.4	9:29:06.803	10	2	1:29.434	22.219	39.676	27.539	237.3	9:27:02.991
11	1	1:29.545	22.098	39.749	27.698	240.0	9:30:36.348	11	2	1:29.069	22.304	39.382	27.383	236.3	9:28:32.060
12	1	1:32.337	22.017	42.182	28.138	241.0	9:32:08.685	12	2	1:31.325	22.217	39.642	29.466	237.3	9:30:03.385
13	1	1:37.670 P	22.106	40.011	35.553	242.6	9:33:46.355	13	2	1:33.223	22.206	42.634	28.383	234.2	9:31:36.608
								14	2	1:30.220	22.467	39.887	27.866	235.8	9:33:06.828
								15	2	1:29.844	22.234	39.727	27.883	237.3	9:34:36.672
								16	2	2:04.842 P	27.381	49.858	47.603	156.7	9:36:41.514





Red Bull Ring
International GT Open
Qualifying - 1 Driver - 1
Lap Analysis



23 Simon Reicher Audi R8 LMS GT3 Evo II **27** Marco Pulcini Ferrari 296 GT3
 PRO Christopher Haase Eastalent-Racing PROAM Eddie Cheever III AF Corse

Lap	D	Time	Sector 1	Sector 2	Sector 3	T. Spd	Elapsed	Lap	D	Time	Sector 1	Sector 2	Sector 3	T. Spd	Elapsed
1	1	9:01:44.819 P	9:00:27.127	42.960	34.732	226.8	9:01:44.819	1	1	9:05:54.197	9:04:41.928	43.376	28.893	228.8	9:05:54.197
2	1	5:46.912	4:31.924	46.271	28.717	190.4	9:07:31.731	2	1	1:30.820	22.411	40.169	28.240	237.8	9:07:25.017
3	1	4:29.957	22.408	39.757	27.792	235.8	9:09:01.688	3	1	1:30.058	22.281	39.934	27.843	238.4	9:08:55.075
4	1	1:29.660	22.110	39.659	27.891	237.3	9:10:31.348	4	1	4:29.840	22.177	39.872	27.761	238.4	9:10:24.885
5	1	4:30.389	22.241	39.990	28.158	237.8	9:12:01.737	5	1	4:37.386 P	22.413	40.685	34.288	236.8	9:12:02.271
6	1	1:56.997 P	22.168	45.243	49.586	237.8	9:13:58.734	6	1	2:34.550 P	1:04.766	47.074	42.710	183.6	9:14:36.821
7	1	10:38.271	9:30.103	40.158	28.010	230.2	9:24:37.005	7	1	9:28.758	8:12.487	45.661	30.610	231.2	9:24:05.579
8	1	1:32.718	22.196	39.904	30.618	235.8	9:26:09.723	8	1	1:31.647	22.239	40.238	29.170	237.8	9:25:37.226
9	1	1:29.290	22.182	39.588	27.520	236.8	9:27:39.013	9	1	1:30.259	22.287	39.942	28.030	238.4	9:27:07.485
10	1	1:29.660	22.194	39.832	27.634	236.8	9:29:08.673	10	1	1:30.160	22.279	40.060	27.821	237.8	9:28:37.645
11	1	1:29.452	22.058	39.673	27.721	237.8	9:30:38.125	11	1	1:31.216	22.352	40.337	28.527	237.3	9:30:08.861
12	1	1:29.423	22.057	39.614	27.752	237.8	9:32:07.548	12	1	1:29.764	22.147	39.737	27.880	238.4	9:31:38.625
13	1	1:29.696	22.126	39.931	27.639	238.4	9:33:37.244	13	1	1:29.512	22.129	39.678	27.705	238.4	9:33:08.137
14	1	1:45.005 P	23.823	43.934	37.248	188.1	9:35:22.249	14	1	1:29.437	22.145	39.724	27.568	238.9	9:34:37.574

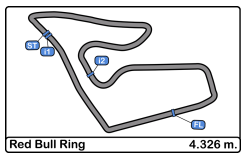
25 Alessandro Cozzi Ferrari 296 GT3 **33** Miloš Pavlović Lamborghini Huracan GT3 EVO2
 AM* Giorgio Sernagiotto AF Corse PROAM Sanporn Jao-Javanil Bonaldi Motorsport

Lap	D	Time	Sector 1	Sector 2	Sector 3	T. Spd	Elapsed	Lap	D	Time	Sector 1	Sector 2	Sector 3	T. Spd	Elapsed
1	1	9:01:46.837	9:00:35.415	42.362	29.060	228.3	9:01:46.837	1	2	9:09:21.385	9:08:11.355	41.145	28.885	228.8	9:09:21.385
2	1	1:40.406	22.666	43.843	33.897	236.8	9:03:27.243	2	2	4:34.452	22.650	40.203	28.599	234.7	9:10:52.837
3	1	1:31.689	22.547	40.766	28.376	234.7	9:04:58.932	3	2	5:21.765 P	22.564	4:18.913	40.288	235.8	9:16:14.602
4	1	1:31.506	22.825	40.449	28.232	234.7	9:06:30.438	4	2	3:53.242	2:41.466	42.523	29.253	189.8	9:20:07.844
5	1	1:31.074	22.442	40.291	28.341	236.8	9:08:01.512	5	2	1:31.671	22.550	40.349	28.772	235.2	9:21:39.515
6	1	1:31.456	22.528	40.177	28.751	236.3	9:09:32.968	6	2	1:31.693	22.915	40.152	28.626	234.7	9:23:11.208
7	1	1:30.973	22.597	40.172	28.204	235.8	9:11:03.941	7	2	1:31.169	22.503	40.209	28.457	235.2	9:24:42.377
8	1	1:31.114	22.569	40.151	28.394	235.8	9:12:35.055	8	2	1:31.505	22.484	40.267	28.754	235.8	9:26:13.882
9	1	1:46.373 P	22.470	41.948	41.955	236.8	9:14:21.428	9	2	1:30.427	22.386	39.910	28.131	235.8	9:27:44.309
10	1	4:51.005	3:36.810	44.427	29.768	227.8	9:19:12.433	10	2	1:32.903	22.360	41.469	29.074	236.3	9:29:17.212
11	1	4:34.297	22.749	40.338	28.210	234.7	9:20:43.730	11	2	1:45.232	27.919	46.770	30.543	185.5	9:31:02.444
12	1	1:30.037	22.338	39.807	27.892	236.3	9:22:13.767	12	2	1:30.812	22.438	40.299	28.075	236.3	9:32:33.256
13	1	4:30.388	22.400	40.090	27.898	236.3	9:23:44.155	13	2	1:30.506	22.274	40.103	28.129	236.3	9:34:03.762
14	1	1:30.674	22.314	40.138	28.222	236.3	9:25:14.829	14	2	2:23.236 P	25.263	58.169	59.804	185.2	9:36:26.998
15	1	4:29.894	22.264	39.846	27.781	236.3	9:26:44.720								
16	1	4:30.285	22.412	39.876	27.997	236.8	9:28:15.005								
17	1	1:30.610	22.578	39.953	28.079	236.3	9:29:45.615								
18	1	1:31.651	22.441	40.819	28.391	236.8	9:31:17.266								
19	1	1:31.499	22.683	40.449	28.367	235.8	9:32:48.765								
20	1	1:36.866 P	22.457	40.146	34.263	236.3	9:34:25.631								

38 Nicolò Rosi Ferrari 296 GT3
 PROAM Niccolò Schirò Kessel Racing

Lap	D	Time	Sector 1	Sector 2	Sector 3	T. Spd	Elapsed
1	1	9:04:03.783	9:02:53.803	41.255	28.725	229.7	9:04:03.783
2	1	1:31.572	22.795	40.443	28.334	235.2	9:05:35.355
3	1	1:30.117	22.440	39.843	27.834	236.8	9:07:05.472
4	1	1:30.267	22.318	39.853	28.096	236.8	9:08:35.739
5	1	1:39.029 P	22.238	39.971	36.820	237.3	9:10:14.768
6	1	10:40.878	9:29.664	42.439	28.775	231.2	9:20:55.646
7	1	4:30.802	22.245	40.157	28.400	235.8	9:22:26.448
8	1	1:31.194	22.351	40.629	28.214	236.3	9:23:57.642
9	1	1:30.024	22.342	39.807	27.875	235.8	9:25:27.666
10	1	1:29.388	22.136	39.443	27.809	237.3	9:26:57.054
11	1	4:29.274	22.239	39.533	27.502	237.8	9:28:26.328
12	1	1:29.315	22.267	39.543	27.505	237.8	9:29:55.643
13	1	1:38.948 P	22.183	39.626	37.139	238.4	9:31:34.591





Red Bull Ring
International GT Open
Qualifying - 1 Driver - 1
Lap Analysis



51	Nicola Marinangeli	Ferrari 296 GT3	61	Jean-Claude Saada	Ferrari 488 GT3 MY 2020
PRO	Riccardo Agostini	AF Corse	AM*	Conrad Grunewald	AF Corse

Lap	D	Time	Sector 1	Sector 2	Sector 3	T. Spd	Elapsed	Lap	D	Time	Sector 1	Sector 2	Sector 3	T. Spd	Elapsed
1	2	9:05:53.278	9:04:40.035	44.828	28.415	197.4	9:05:53.278	1	1	9:01:44.059	9:00:31.554	42.276	30.229	225.9	9:01:44.059
2	2	1:29.491	22.323	39.547	27.621	236.8	9:07:22.769	2	1	1:33.751	23.466	40.969	29.316	231.7	9:03:17.810
3	2	1:31.272	22.299	41.110	27.863	235.8	9:08:54.041	3	1	1:32.625	22.683	40.595	29.347	236.3	9:04:50.435
4	2	1:29.101	22.207	39.395	27.499	236.3	9:10:23.142	4	1	1:31.947	22.470	40.353	29.124	234.2	9:06:22.382
5	2	1:29.058	22.126	39.461	27.471	236.8	9:11:52.200	5	1	1:31.635	22.569	40.192	28.874	238.9	9:07:54.017
6	2	2:00.215 P	22.103	42.532	55.580	237.3	9:13:52.415	6	1	1:31.544	22.603	40.185	28.756	234.7	9:09:25.561
7	2	10:12.489	8:56.325	45.640	30.524	227.8	9:24:04.904	7	1	1:31.729	22.542	40.244	28.943	237.8	9:10:57.290
8	2	1:31.540	22.193	40.550	28.797	235.2	9:25:36.444	8	1	1:31.928	22.638	40.468	28.822	237.8	9:12:29.218
9	2	1:28.628	22.184	39.274	27.170	235.2	9:27:05.072	9	1	1:45.952 P	22.481	43.508	39.963	234.7	9:14:15.170
10	2	1:31.252	22.061	40.721	28.470	237.3	9:28:36.324	10	1	5:29.622	4:20.443	40.585	28.594	229.2	9:19:44.792
11	2	1:28.629	22.118	39.274	27.237	236.3	9:30:04.953	11	1	1:31.221	22.612	40.295	28.314	237.3	9:21:16.013
12	2	1:28.657	22.078	39.352	27.227	237.3	9:31:33.610	12	1	1:31.068	22.536	39.921	28.611	233.2	9:22:47.081
13	2	1:28.853	22.081	39.304	27.468	235.8	9:33:02.463	13	1	1:31.263	22.737	40.068	28.458	234.7	9:24:18.344
14	2	1:37.743 P	22.144	40.617	34.982	235.8	9:34:40.206	14	1	1:31.740	22.428	39.867	29.445	235.2	9:25:50.084

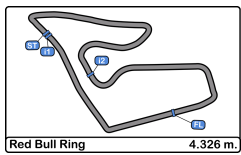
54	Dexter Müller	Mercedes AMG GT3		Pierre Louis Chovet	Lamborghini Huracan GT3 EVO2
PROAM	Yannick Mettler	CBRX by SPS		PRO	Maximilian Paul
					Oregon Team

Lap	D	Time	Sector 1	Sector 2	Sector 3	T. Spd	Elapsed
1	1	9:04:11.336	9:03:01.054	41.488	28.794	226.8	9:04:11.336
2	1	1:31.862	22.851	40.438	28.573	233.7	9:05:43.198
3	1	1:31.379	22.625	40.456	28.298	233.7	9:07:14.577
4	1	1:31.269	22.481	40.362	28.426	235.8	9:08:45.846
5	1	1:31.320	22.401	40.300	28.619	235.2	9:10:17.166
6	1	1:31.467	22.467	40.386	28.614	236.3	9:11:48.633
7	1	2:01.213 P	22.430	43.257	55.526	234.7	9:13:49.846
8	1	9:03.725	7:53.332	41.419	28.974	229.2	9:22:53.571
9	1	1:30.707	22.461	40.163	28.083	235.2	9:24:24.278
10	1	1:30.833	22.378	40.063	28.392	235.8	9:25:55.111
11	1	1:30.972	22.437	40.141	28.394	236.8	9:27:26.083
12	1	1:31.501	22.449	40.230	28.822	237.3	9:28:57.584
13	1	1:31.225	22.366	40.474	28.385	236.8	9:30:28.809
14	1	1:37.826	23.635	42.315	31.876	208.8	9:32:06.635
15	1	1:42.727 P	22.402	41.403	38.922	236.8	9:33:49.362

63				Pierre Louis Chovet	Lamborghini Huracan GT3 EVO2
				PRO	Maximilian Paul
					Oregon Team

Lap	D	Time	Sector 1	Sector 2	Sector 3	T. Spd	Elapsed
1	2	9:07:13.242	9:05:59.202	46.210	27.830	218.1	9:07:13.242
2	2	1:29.156	22.235	39.331	27.590	238.4	9:08:42.398
3	2	1:28.718	22.120	39.130	27.468	240.0	9:10:11.116
4	2	1:28.597	21.905	39.146	27.546	240.5	9:11:39.713
5	2	1:49.206 P	22.362	41.309	45.535	238.9	9:13:28.919
6	2	15:45.044	14:34.719	42.624	27.701	230.2	9:29:13.963
7	2	1:28.217	22.027	39.050	27.140	238.9	9:30:42.180
8	2	1:28.187	21.909	39.040	27.238	238.9	9:32:10.367
9	2	1:37.457 P	21.821	39.436	36.200	240.5	9:33:47.824





Red Bull Ring
International GT Open
Qualifying - 1 Driver - 1
Lap Analysis



65

Heiko Neumann

Mercedes AMG GT3 2020

AM

Timo Rumpfkeil

Team Motopark

69

Samuel De Haan

McLaren 720S GT3

Charlie Fagg

Optimum Motorsport

Lap	D	Time	Sector 1	Sector 2	Sector 3	T. Spd	Elapsed	Lap	D	Time	Sector 1	Sector 2	Sector 3	T. Spd	Elapsed					
1	1	9:01:41.456	9:00:28.741	42.479	30.236	232.2	9:01:41.456	1	1	9:04:23.346	9:03:14.392	40.800	28.154	231.7	9:04:23.346					
2	1	1:32.990	22.589	40.935	29.466	235.2	9:03:14.446	2	1	1:35.295	22.223	39.989	33.083	237.8	9:05:58.641					
3	1	1:31.217	22.387	40.492	28.338	237.8	9:04:45.663	3	1	1:29.818	22.330	39.745	27.743	239.4	9:07:28.459					
4	1	1:30.584	22.219	40.126	28.236	237.3	9:06:16.244	4	1	1:29.378	21.994	39.631	27.753	240.5	9:08:57.837					
5	1	1:29.841	22.128	39.850	27.863	238.4	9:07:46.085	5	1	1:28.985	21.950	39.478	27.557	241.0	9:10:26.822					
6	1	1:30.180	22.305	39.903	27.972	236.3	9:09:16.265	6	1	1:31.645	22.179	40.302	29.164	240.5	9:11:58.467					
7	1	1:30.041	22.093	39.906	28.042	236.8	9:10:46.306	7	1	1:56.848 P	22.602	44.467	49.779	238.9	9:13:55.315					
8	1	1:29.988	22.148	39.789	28.051	238.4	9:12:16.294	8	1	11:24.979	10:16.382	39.790	28.807	234.7	9:25:20.294					
9	1	1:53.777 P	22.148	43.818	47.811	238.4	9:14:10.071	9	1	1:29.696	22.161	39.854	27.681	238.9	9:26:49.990					
10	1	9:41.536	8:25.358	42.518	33.660	232.7	9:23:51.607	10	1	1:28.923	22.036	39.441	27.446	240.0	9:28:18.913					
11	1	1:30.214	22.229	40.040	27.945	236.3	9:25:21.821	11	1	1:28.966	22.020	39.479	27.467	239.4	9:29:47.879					
12	1	1:29.710	22.051	39.765	27.894	237.8	9:26:51.531	12	1	1:32.619	22.008	39.444	31.167	241.0	9:31:20.498					
13	1	1:30.046	22.201	39.799	28.046	237.8	9:28:21.577	13	1	1:30.217	22.080	39.488	28.649	241.0	9:32:50.715					
14	1	1:29.885	22.134	40.125	27.626	238.4	9:29:51.462	14	1	1:30.052	21.989	39.378	28.685	241.0	9:34:20.767					
15	1	1:30.143	22.197	39.970	27.976	237.3	9:31:21.605	15	1	2:12.729 P	30.814	56.421	45.494	123.1	9:36:33.496					
16	1	1:29.881	22.121	39.771	27.989	237.3	9:32:51.486	84							Andrew Gilbert	McLaren 720S GT3				
17	1	1:29.926	22.174	39.903	27.849	238.4	9:34:21.412	PROAM							Fran Rueda	Altitude Racing by Optimum				
18	1	2:15.512 P	31.068	56.284	48.160	119.3	9:36:36.924	Lap D							Time	Sector 1	Sector 2	Sector 3	T. Spd	Elapsed

66

Stewart Proctor

McLaren 720S GT3

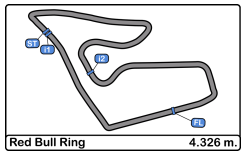
PROAM

Lewis Proctor

Greystone GT

Lap	D	Time	Sector 1	Sector 2	Sector 3	T. Spd	Elapsed	Lap	D	Time	Sector 1	Sector 2	Sector 3	T. Spd	Elapsed						
1	1	9:02:22.005	9:01:09.352	42.894	29.759	232.2	9:02:22.005	1	2	9:03:10.100	9:02:00.776	41.313	28.011	230.2	9:03:10.100						
2	1	1:31.868	22.498	40.444	28.926	238.4	9:03:53.873	2	2	1:29.126	22.288	39.406	27.432	237.3	9:04:39.226						
3	1	1:31.626	22.633	40.282	28.711	238.4	9:05:25.499	3	2	1:28.905	22.141	39.434	27.330	238.4	9:06:08.131						
4	1	1:31.298	22.280	40.191	28.827	240.0	9:06:56.797	4	2	1:28.706	22.022	39.399	27.285	240.5	9:07:36.837						
5	1	1:30.897	22.295	39.906	28.696	240.0	9:08:27.694	5	2	1:28.816	22.074	39.375	27.367	240.5	9:09:05.653						
6	1	1:30.747	22.240	39.871	28.636	240.5	9:09:58.441	6	2	1:28.739	21.886	39.510	27.343	240.5	9:10:34.392						
7	1	1:30.786	22.099	40.041	28.646	241.0	9:11:29.227	7	2	1:28.774	21.874	39.551	27.346	241.6	9:12:03.163						
8	1	1:41.898 P	22.332	40.927	38.639	240.0	9:13:11.125	8	2	1:58.664 P	22.152	47.307	49.205	234.2	9:14:01.827						
9	1	9:50.660	8:40.306	41.425	28.929	235.8	9:23:01.785	9	2	11:51.961	10:43.349	40.026	28.586	232.7	9:25:53.788						
10	1	1:30.740	22.223	40.125	28.392	240.0	9:24:32.525	10	2	1:30.872	22.085	39.495	29.292	239.4	9:27:24.660						
11	1	1:30.538	22.247	39.840	28.451	240.0	9:26:03.063	11	2	1:28.567	22.150	39.217	27.200	240.0	9:28:53.227						
12	1	1:30.404	22.138	39.923	28.343	241.6	9:27:33.467	12	2	1:29.460	22.223	39.817	27.420	239.4	9:30:22.687						
13	1	1:30.288	22.156	39.859	28.273	242.6	9:29:03.755	13	2	1:28.549	21.899	39.323	27.327	241.0	9:31:51.236						
14	1	1:30.514	22.034	40.126	28.351	242.1	9:30:34.266	14	2	1:28.666	21.940	39.402	27.324	241.0	9:33:19.902						
15	1	1:30.522	22.148	40.058	28.316	241.6	9:32:04.788	15	2	1:28.745	21.957	39.392	27.396	240.5	9:34:48.647						
16	1	1:30.493	22.049	40.015	28.429	242.1	9:33:35.281	16	2	2:05.830 P	28.706	53.378	43.746	144.0	9:36:54.477						
17	1	1:46.122 P	24.100	43.402	38.620	188.1	9:35:21.403	88							Gino Forgione	Ferrari 488 GT3 MY 2020					
								AM*							Andrea Montermini	AF Corse					
								Lap D							Time	Sector 1	Sector 2	Sector 3	T. Spd	Elapsed	
								1							2	9:05:31.632	9:04:12.090	41.807	37.735	230.2	9:05:31.632
								2							2	1:30.146	22.319	39.934	27.893	237.3	9:07:01.778
								3							2	1:31.923	22.371	41.270	28.282	236.3	9:08:33.701
								4							2	1:41.594	22.047	47.879	31.665	230.2	9:10:15.292
								5							2	1:29.525	22.172	39.631	27.722	237.8	9:11:44.817
								6							2	2:01.077 P	22.066	40.399	58.612	238.9	9:13:45.894
								7							2	6:34.848	5:16.970	48.477	29.401	185.2	9:20:20.742
								8							2	1:33.393	23.083	41.928	28.382	126.7	9:21:54.135
								9							2	1:28.860	22.034	39.344	27.482	239.4	9:23:22.995
								10							2	1:31.570	22.034	40.655	28.881	238.9	9:24:54.565
								11							2	1:31.382	22.053	41.082	28.247	238.9	9:26:25.947
								12							2	1:29.238	22.045	39.605	27.588	238.9	9:27:55.185
								13							2	1:31.983	22.063	41.221	28.699	238.9	9:29:27.168
								14							2	1:29.298	22.012	39.648	27.638	239.4	9:30:56.466
								15							2	1:29.260	21.994	39.622	27.644	238.9	9:32:25.726
								16							2	1:44.631 P	22.105	41.146	41.380	238.9	9:34:10.357





Red Bull Ring
International GT Open
Qualifying - 1 Driver - 1
Lap Analysis



91

Ernst Kirchmayr

Ferrari 488 GT3 Evo

786

Kiki Sak Nana

Mercedes AMG GT3 2023

AM Philipp Baron Team Baron Motorsport AM Adam Osieka GetSpeed

Lap	D	Time	Sector 1	Sector 2	Sector 3	T. Spd	Elapsed	Lap	D	Time	Sector 1	Sector 2	Sector 3	T. Spd	Elapsed
1	2	9:02:06.557	9:00:57.950	40.807	27.800	230.7	9:02:06.557	1	1	9:01:44.517	9:00:32.669	41.859	29.989	230.7	9:01:44.517
2	2	1:29.516	22.147	39.562	27.807	236.8	9:03:36.073	2	1	1:37.495	24.073	40.730	32.692	237.3	9:03:22.012
3	2	1:29.391	22.136	39.815	27.440	237.8	9:05:05.464	3	1	1:31.781	22.785	40.361	28.635	235.2	9:04:53.793
4	2	1:29.681	22.241	39.598	27.842	237.3	9:06:35.145	4	1	1:31.419	22.509	40.462	28.448	236.3	9:06:25.212
5	2	1:43.178	25.822	48.964	28.392	163.1	9:08:18.323	5	1	1:31.076	22.504	40.303	28.269	236.8	9:07:56.288
6	2	1:29.385	22.162	39.586	27.637	237.3	9:09:47.708	6	1	1:31.338	22.510	40.476	28.352	236.8	9:09:27.626
7	2	1:41.025 P	24.548	44.395	32.082	196.0	9:11:28.733	7	1	1:31.265	22.568	40.261	28.436	236.8	9:10:58.891
8	2	7:09.126	5:59.322	42.120	27.684	199.2	9:18:37.859	8	1	1:31.498	22.409	40.493	28.596	237.8	9:12:30.389
9	2	1:37.782	22.139	47.026	28.617	236.8	9:20:15.641	9	1	1:48.036 P	22.937	43.008	42.091	219.5	9:14:18.425
10	2	1:29.310	22.151	39.610	27.549	236.8	9:21:44.951	10	1	5:16.513	4:06.095	41.581	28.837	230.7	9:19:34.938
11	2	1:29.170	22.120	39.375	27.675	237.3	9:23:14.121	11	1	1:31.391	22.586	40.380	28.425	235.2	9:21:06.329
12	2	1:33.594	22.209	40.189	31.196	238.4	9:24:47.715	12	1	1:30.979	22.398	40.197	28.384	236.3	9:22:37.308
13	2	1:29.111	22.191	39.395	27.525	237.8	9:26:16.826	13	1	1:30.911	22.564	40.235	28.112	236.3	9:24:08.219
14	2	1:59.224 P	26.303	50.215	42.706	144.0	9:28:16.050	14	1	1:30.711	22.259	40.266	28.186	237.3	9:25:38.930

777

Marcin Jedliński

Audi R8 LMS 2018

PROAM Karol Basz Olimp Racing

Lap	D	Time	Sector 1	Sector 2	Sector 3	T. Spd	Elapsed
1	1	9:03:03.725	9:01:53.568	41.437	28.720	225.0	9:03:03.725
2	1	4:31.434	22.761	40.618	28.055	235.2	9:04:35.159
3	1	4:30.866	22.597	40.217	28.051	237.3	9:06:06.024
4	1	4:30.627	22.301	40.159	28.067	240.0	9:07:36.551
5	1	1:30.879	22.417	40.211	28.251	237.8	9:09:07.430
6	1	1:36.413 P	22.366	40.394	33.653	240.0	9:10:43.843
7	1	10:13.575	9:04.760	40.659	28.156	232.7	9:20:57.418
8	1	1:30.165	22.386	39.965	27.814	239.4	9:22:27.583
9	1	1:30.585	22.219	40.492	27.874	240.0	9:23:58.168
10	1	1:30.189	22.057	40.378	27.754	240.5	9:25:28.357
11	1	1:30.092	22.007	40.150	27.935	241.6	9:26:58.449
12	1	4:29.978	22.143	39.952	27.883	241.6	9:28:28.427
13	1	1:37.424 P	22.333	41.495	33.596	235.8	9:30:05.851

911

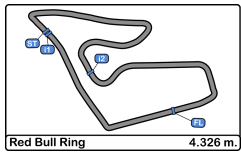
Axel Blom

Mercedes AMG GT3 2023

PROAM Steve Jans GetSpeed

Lap	D	Time	Sector 1	Sector 2	Sector 3	T. Spd	Elapsed
1	2	9:02:56.059	9:01:46.297	40.940	28.822	228.8	9:02:56.059
2	2	4:29.716	22.234	39.630	27.852	236.8	9:04:25.775
3	2	1:30.056	22.256	39.758	28.042	237.8	9:05:55.831
4	2	1:29.875	22.141	39.809	27.925	239.4	9:07:25.706
5	2	1:34.329	22.847	42.218	29.264	237.3	9:09:00.035
6	2	1:30.305	22.300	39.917	28.088	237.3	9:10:30.340
7	2	1:30.072	22.299	39.865	27.908	237.8	9:12:00.412
8	2	1:57.468 P	22.194	45.553	49.721	238.4	9:13:57.880
9	2	7:51.094	6:32.844	42.217	36.033	214.7	9:21:48.974
10	2	1:29.908	22.362	39.753	27.793	236.3	9:23:18.882
11	2	1:29.622	22.178	39.899	27.545	237.3	9:24:48.504
12	2	4:29.529	22.112	39.786	27.631	239.4	9:26:18.033
13	2	1:29.266	22.088	39.626	27.552	238.9	9:27:47.299
14	2	1:36.886	22.217	44.364	30.305	237.3	9:29:24.185
15	2	1:30.774	22.343	40.382	28.049	236.8	9:30:54.959
16	2	1:29.706	22.218	39.781	27.707	237.3	9:32:24.665
17	2	1:47.774 P	22.273	44.957	40.544	236.8	9:34:12.439





Red Bull Ring
International GT Open
Qualifying - 1 Driver - 1
Lap Analysis



007

Jahid Fazal-Karim

Aston Martin GT3 AMR MY2019

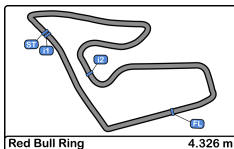
AM

Pascal Bachmann

Street-Art Racing

Lap	D	Time	Sector 1	Sector 2	Sector 3	T. Spd	Elapsed
1	2	9:02:13.019	9:01:01.181	42.254	29.584	227.8	9:02:13.019
2	2	1:32.739	22.706	41.057	28.976	235.8	9:03:45.758
3	2	1:33.189	22.695	40.977	29.517	236.8	9:05:18.947
4	2	1:32.157	22.740	40.763	28.654	236.8	9:06:51.104
5	2	1:32.282	22.588	40.780	28.914	237.8	9:08:23.386
6	2	1:31.692	22.502	40.526	28.664	237.3	9:09:55.078
7	2	1:34.185	22.752	40.862	30.571	236.3	9:11:29.263
8	2	1:44.551 P	23.527	42.507	38.517	236.3	9:13:13.814
9	2	5:13.810 P	3:58.410	41.123	34.277	231.7	9:18:27.624
10	2	2:41.478	1:32.003	40.878	28.597	233.2	9:21:09.102
11	2	1:31.869	22.596	40.599	28.674	237.3	9:22:40.971
12	2	1:31.497	22.500	40.417	28.580	237.8	9:24:12.468
13	2	1:31.389	22.568	40.469	28.352	238.4	9:25:43.857
14	2	1:31.113	22.388	40.363	28.362	238.4	9:27:14.970
15	2	1:31.212	22.454	40.419	28.339	239.4	9:28:46.182
16	2	1:30.714	22.437	40.271	28.006	238.4	9:30:16.896
17	2	1:30.687	22.541	40.292	27.854	241.0	9:31:47.583
18	2	1:48.676 P	23.154	40.912	44.610	228.8	9:33:36.259



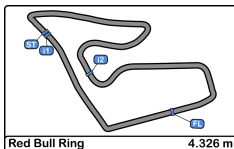


Red Bull Ring
International GT Open
Qualifying - 1 Driver - 1
Best Sectors Results



Sector - 1		Sector - 2		Sector - 3		Ideal Lap vs Best Lap					
Clas	Nº Driver	Time	Nº Driver	Time	Nº Driver	Time	Clas	Nº Driver	Ideal Lap	Best Lap	Clas
1	63 Maximilian Paul	21.821	63 Maximilian Paul	39.040	63 Maximilian Paul	27.140	1	63 Maximilian Paul	1:28.001	1:28.187	1
2	84 Fran Rueda	21.874	84 Fran Rueda	39.217	51 Riccardo Agostini	27.170	2	84 Fran Rueda	1:28.291	1:28.549	3
3	19 Daan Arrow	21.893	19 Daan Arrow	39.243	84 Fran Rueda	27.200	3	19 Daan Arrow	1:28.399	1:28.495	2
4	69 Samuel De Haan	21.950	51 Riccardo Agostini	39.274	17 Marcos Siebert	27.254	4	51 Riccardo Agostini	1:28.505	1:28.628	4
5	17 Marcos Siebert	21.961	88 Andrea Montermini	39.344	19 Daan Arrow	27.263	5	17 Marcos Siebert	1:28.607	1:28.828	5
6	88 Andrea Montermini	21.994	91 Philipp Baron	39.375	20 Mikael Pitamber	27.383	6	69 Samuel De Haan	1:28.774	1:28.923	6
7	5 Krystian Korzeniowski	21.999	69 Samuel De Haan	39.378	5 Krystian Korzeniowski	27.397	7	88 Andrea Montermini	1:28.820	1:29.260	9
8	777 Marcin Jedliński	22.007	20 Mikael Pitamber	39.382	91 Philipp Baron	27.440	8	5 Krystian Korzeniowski	1:28.835	1:29.236	8
9	8 Giuseppe Cipriani	22.017	17 Marcos Siebert	39.392	69 Samuel De Haan	27.446	9	91 Philipp Baron	1:28.935	1:29.111	7
10	66 Stewart Proctor	22.034	5 Krystian Korzeniowski	39.439	88 Andrea Montermini	27.482	10	20 Mikael Pitamber	1:28.971	1:29.434	13
11	65 Heiko Neumann	22.051	38 Nicolò Rosi	39.443	38 Nicolò Rosi	27.502	11	38 Nicolò Rosi	1:29.081	1:29.315	12
12	23 Simon Reicher	22.057	23 Simon Reicher	39.588	23 Simon Reicher	27.520	12	23 Simon Reicher	1:29.165	1:29.290	11
13	51 Riccardo Agostini	22.061	8 Giuseppe Cipriani	39.619	911 Steve Jans	27.545	13	911 Steve Jans	1:29.259	1:29.266	10
14	911 Steve Jans	22.088	911 Steve Jans	39.626	27 Marco Pulcini	27.568	14	8 Giuseppe Cipriani	1:29.334	1:29.882	16
15	91 Philipp Baron	22.120	27 Marco Pulcini	39.678	65 Heiko Neumann	27.626	15	27 Marco Pulcini	1:29.375	1:29.437	14
16	27 Marco Pulcini	22.129	65 Heiko Neumann	39.765	6 Anthony Bartone	27.671	16	65 Heiko Neumann	1:29.442	1:29.841	15
17	38 Nicolò Rosi	22.136	25 Alessandro Cozzi	39.807	8 Giuseppe Cipriani	27.698	17	777 Marcin Jedliński	1:29.713	1:30.092	19
18	20 Mikael Pitamber	22.206	66 Stewart Proctor	39.840	777 Marcin Jedliński	27.754	18	25 Alessandro Cozzi	1:29.852	1:30.037	18
19	6 Anthony Bartone	22.242	61 Jean-Claude Saada	39.867	25 Alessandro Cozzi	27.781	19	6 Anthony Bartone	1:29.885	1:30.021	17
20	786 Kiki Sak Nana	22.259	33 Sanporn Jao-Javanil	39.910	007 Pascal Bachmann	27.854	20	66 Stewart Proctor	1:30.147	1:30.288	20
21	25 Alessandro Cozzi	22.264	777 Marcin Jedliński	39.952	33 Sanporn Jao-Javanil	28.075	21	33 Sanporn Jao-Javanil	1:30.259	1:30.427	21
22	33 Sanporn Jao-Javanil	22.274	6 Anthony Bartone	39.972	54 Dexter Müller	28.083	22	786 Kiki Sak Nana	1:30.433	1:30.704	23
23	54 Dexter Müller	22.366	54 Dexter Müller	40.063	786 Kiki Sak Nana	28.100	23	54 Dexter Müller	1:30.512	1:30.707	24
24	007 Pascal Bachmann	22.388	786 Kiki Sak Nana	40.074	66 Stewart Proctor	28.273	24	007 Pascal Bachmann	1:30.513	1:30.687	22
25	61 Jean-Claude Saada	22.428	007 Pascal Bachmann	40.271	61 Jean-Claude Saada	28.314	25	61 Jean-Claude Saada	1:30.609	1:31.068	25



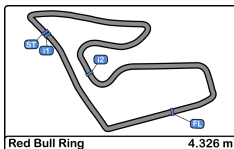


Red Bull Ring
International GT Open
Qualifying - 1 Driver - 1
Best 5 Lap Times



Cl	N°	Entrant/Team	Nat	Driver 1	Nat	Driver 2	Nat	Vehicle	Cat	Cl	Best 1		Best 2		Best 3		Best 4		Best 5	
											Time	Lap	Time	Lap	Time	Lap	Time	Lap	Time	Lap
1	63	Oregon Team	ITA	Pierre Louis Chovet	FRA	Maximilian Paul	DEU	Lamborghini Huracan GT3 EVO2	PRO	1	1:28.187	8	1:28.217	7	1:28.597	4	1:28.718	3	1:29.156	2
2	19	Oregon Team	ITA	Pietro Perolini	ITA	Daan Arrow	NLD	Lamborghini Huracan GT3 EVO2	PRO	2	1:28.495	11	1:28.510	9	1:28.627	10	1:28.781	4	1:28.823	12
3	84	Altitude Racing by Optimum Motorsport	GBR	Andrew Gilbert	GBR	Fran Rueda	ESP	McLaren 720S GT3	PROAM	1	1:28.549	13	1:28.666	14	1:28.706	4	1:28.816	5	1:28.905	3
4	51	AF Corse	ITA	Nicola Marinangeli	ITA	Riccardo Agostini	ITA	Ferrari 296 GT3	PRO	3	1:28.628	9	1:28.629	11	1:29.058	5	1:29.491	2	1:31.252	10
5	17	Team Motopark	DEU	Diego Menchaca	MEX	Marcos Siebert	ARG	Mercedes AMG GT3 2020	PRO	4	1:28.828	14	1:28.885	12	1:28.932	5	1:29.014	7	1:29.129	3
6	69	Optimum Motorsport	GBR	Samuel De Haan	GBR	Charlie Fagg	GBR	McLaren 720S GT3	PRO	5	1:28.923	10	1:28.966	11	1:29.378	4	1:30.052	14	1:30.217	13
7	91	Team Baron Motorsport	AUT	Ernst Kirchmayr	AUT	Philipp Baron	AUT	Ferrari 488 GT3 Evo	AM	1	1:29.111	13	1:29.170	11	1:29.310	10	1:29.385	6	1:29.391	3
8	5	Olimp Racing	POL	Stanislaw Jedliński	POL	Krzysztof Korzeniowski	POL	Ferrari 296 GT3	AM	2	1:29.236	9	1:29.454	4	1:29.473	5	1:29.609	10	1:30.757	2
9	88	AF Corse	ITA	Gino Forgione	CHE	Andrea Montermini	ITA	Ferrari 488 GT3 MY 2020	AM*	3	1:29.260	15	1:29.298	14	1:29.525	5	1:31.382	11	1:31.570	10
10	911	GetSpeed	DEU	Axel Blom	FIN	Steve Jans	LVA	Mercedes AMG GT3 2023	PROAM	2	1:29.266	13	1:29.622	11	1:29.706	16	1:29.875	4	1:29.908	10
11	23	Eastalent-Racing	AUT	Simon Reicher	AUT	Christopher Haase	DEU	Audi R8 LMS GT3 Evo II	PRO	6	1:29.290	9	1:29.423	12	1:29.452	11	1:29.660	4	1:29.660	10
12	38	Kessel Racing	CHE	Nicolò Rosi	CHE	Niccolò Schirò	ITA	Ferrari 296 GT3	PROAM	3	1:29.315	12	1:29.388	10	1:30.024	9	1:30.117	3	1:30.267	4
13	20	SPS Automotive Performance	DEU	Reece Barr	BLR	Mikael Pitamber	ZAF	Mercedes AMG GT3	PRO	7	1:29.434	10	1:29.712	5	1:29.829	3	1:29.844	15	1:29.846	4
14	27	AF Corse	ITA	Marco Pulcini	ITA	Eddie Cheever III	ITA	Ferrari 296 GT3	PROAM	4	1:29.437	14	1:29.512	13	1:29.764	12	1:30.058	3	1:30.160	10
15	65	Team Motopark	DEU	Heiko Neumann	DEU	Timo Rumpfkeil	DEU	Mercedes AMG GT3 2020	AM	4	1:29.841	5	1:29.881	16	1:29.885	14	1:29.988	8	1:30.041	7
16	8	Il Barone Rampante	ITA	Giuseppe Cipriani	ITA		ITA	Lamborghini Huracan GT3 EVO	AM	5	1:29.882	8	1:29.897	4	1:29.969	3	1:31.010	2	1:37.670	13
17	6	GetSpeed	USA	Anthony Bartone	USA	Aaron Walker	GBR	Mercedes AMG GT3 2023	PRO	8	1:30.021	13	1:30.131	11	1:30.353	16	1:30.374	14	1:30.437	15
18	25	AF Corse	ITA	Alessandro Cozzi	ITA	Giorgio Sernagiotto	ITA	Ferrari 296 GT3	AM*	6	1:30.037	12	1:30.610	17	1:30.674	14	1:30.973	7	1:31.074	5
19	777	Olimp Racing	POL	Marcin Jedliński	POL	Karol Basz	POL	Audi R8 LMS 2018	PROAM	5	1:30.092	11	1:30.165	8	1:30.189	10	1:30.585	9	1:30.879	5
20	66	Greystone GT	GBR	Stewart Proctor	GBR	Lewis Proctor	GBR	McLaren 720S GT3	PROAM	6	1:30.288	13	1:30.404	12	1:30.522	15	1:30.538	11	1:30.740	10
21	33	Bonaldi Motorsport	ITA	Miloš Pavlović	SRB	Sanporn Jao-Javanil	THA	Lamborghini Huracan GT3 EVO2	PROAM	7	1:30.427	9	1:30.506	13	1:30.812	12	1:31.169	7	1:31.505	8
22	007	Street-Art Racing	BEL	Jahid Fazal-Karim	FRA	Pascal Bachmann	CHE	Aston Martin GT3 AMR MY2019	AM	7	1:30.687	17	1:30.714	16	1:31.113	14	1:31.212	15	1:31.692	6
23	786	GetSpeed	DEU	Kiki Sak Nana	THA	Adam Osieka	DEU	Mercedes AMG GT3 2023	AM	8	1:30.704	16	1:30.711	14	1:30.835	17	1:30.849	18	1:30.911	13
24	54	CBRX by SPS	DEU	Dexter Müller	CHE	Yannick Mettler	CHE	Mercedes AMG GT3	PROAM	8	1:30.707	9	1:30.833	10	1:30.972	11	1:31.269	4	1:31.320	5
25	61	AF Corse	ITA	Jean-Claude Saada	USA	Conrad Grunewald	USA	Ferrari 488 GT3 MY 2020	AM*	9	1:31.068	12	1:31.158	20	1:31.189	19	1:31.221	11	1:31.263	13



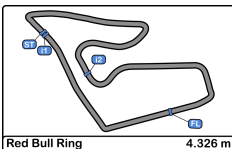


Red Bull Ring
International GT Open
Qualifying - 1 Driver - 1
Best 5 Top Speeds



Cl	N°	Entrant/Team	Nat	Driver 1	Nat	Driver 2	Nat	Vehicle	Cat	Cl	Top 1		Top 2		Top 3		Top 4		Top 5		Avg
											Km/h	Lap	Km/h	Lap	Km/h	Lap	Km/h	Lap	Km/h	Lap	
1	8	Il Barone Rampante	ITA	Giuseppe Cipriani	ITA		ITA	Lamborghini Huracan GT3 EVO	AM	1	242.6	13	241.6	9	241.0	12	240.0	2	240.0	4	241.0
2	66	Greystone GT	GBR	<u>Stewart Proctor</u>	GBR	Lewis Proctor	GBR	McLaren 720S GT3	PROAM	1	242.6	13	242.1	14	242.1	16	241.6	12	241.6	15	242.0
3	84	Allitude Racing by Optimum Motorsport	GBR	Andrew Gilbert	GBR	<u>Fran Rueda</u>	ESP	McLaren 720S GT3	PROAM	2	241.6	7	241.0	13	241.0	14	240.5	4	240.5	5	240.9
4	777	Olimp Racing	POL	<u>Marcin Jedliński</u>	POL	Karol Basz	POL	Audi R8 LMS 2018	PROAM	3	241.6	11	241.6	12	240.5	10	240.0	4	240.0	6	240.7
5	69	Optimum Motorsport	GBR	<u>Samuel De Haan</u>	GBR	Charlie Fagg	GBR	McLaren 720S GT3	PRO	1	241.0	5	241.0	12	241.0	13	241.0	14	240.5	4	240.9
6	007	Street-Art Racing	BEL	Jahid Fazal-Karim	FRA	<u>Pascal Bachmann</u>	CHE	Aston Martin GT3 AMR MY2019	AM	2	241.0	17	239.4	15	238.4	13	238.4	14	238.4	16	239.1
7	19	Oregon Team	ITA	Pietro Perolini	ITA	<u>Daan Arrow</u>	IND	Lamborghini Huracan GT3 EVO2	PRO	2	240.5	4	240.0	3	239.4	11	239.4	12	238.9	9	239.6
8	63	Oregon Team	ITA	Pierre Louis Chovet	FRA	<u>Maximilian Paul</u>	DEU	Lamborghini Huracan GT3 EVO2	PRO	3	240.5	4	240.5	9	240.0	3	238.9	5	238.9	7	239.7
9	88	AF Corse	ITA	Gino Forgione	CHE	<u>Andrea Montermini</u>	ITA	Ferrari 488 GT3 MY 2020	AM*	3	239.4	9	239.4	14	238.9	6	238.9	10	238.9	11	239.1
10	911	GetSpeed	DEU	Axel Blom	FIN	<u>Steve Jans</u>	LUX	Mercedes AMG GT3 2023	PROAM	4	239.4	4	239.4	12	238.9	13	238.4	8	237.8	3	238.8
11	27	AF Corse	ITA	<u>Marco Pulcini</u>	ITA	Eddie Cheever III	ITA	Ferrari 296 GT3	PROAM	5	238.9	14	238.4	3	238.4	4	238.4	9	238.4	12	238.5
12	61	AF Corse	ITA	<u>Jean-Claude Saada</u>	USA	Conrad Grunewald	USA	Ferrari 488 GT3 MY 2020	AM*	4	238.9	5	237.8	7	237.8	8	237.3	11	236.3	3	237.6
13	5	Olimp Racing	POL	Stanislaw Jedliński	POL	<u>Krystian Korzeniowski</u>	POL	Ferrari 296 GT3	AM	5	238.4	12	237.8	4	237.8	5	237.3	13	236.8	2	237.6
14	23	Eastalent-Racing	AUT	<u>Simon Reicher</u>	AUT	Christopher Haase	DEU	Audi R8 LMS GT3 Evo II	PRO	4	238.4	13	237.8	5	237.8	6	237.8	11	237.8	12	237.9
15	38	Kessel Racing	CHE	<u>Nicolò Rosi</u>	CHE	Niccolò Schirò	ITA	Ferrari 296 GT3	PROAM	6	238.4	13	237.8	11	237.8	12	237.3	5	237.3	10	237.7
16	65	Team Motopark	DEU	<u>Heiko Neumann</u>	DEU	Timo Rumpfkeil	DEU	Mercedes AMG GT3 2020	AM	6	238.4	5	238.4	8	238.4	9	238.4	14	238.4	17	238.4
17	91	Team Baron Motorsport	AUT	Ernst Kirchmayr	AUT	<u>Philipp Baron</u>	ITA	Ferrari 488 GT3 Evo	AM	7	238.4	12	237.8	3	237.8	13	237.3	4	237.3	6	237.7
18	786	GetSpeed	DEU	<u>Kiki Sak Nana</u>	THA	Adam Osieka	DEU	Mercedes AMG GT3 2023	AM	8	238.4	17	237.8	8	237.8	15	237.3	2	237.3	14	237.7
19	17	Team Motopark	DEU	Diego Menchaca	MEX	<u>Marcos Siebert</u>	ARG	Mercedes AMG GT3 2020	PRO	5	237.8	12	237.8	13	237.8	15	237.3	4	237.3	14	237.6
20	20	SPS Automotive Performance	DEU	Reece Barr	IRL	<u>Mikael Pitamber</u>	ZAF	Mercedes AMG GT3	PRO	6	237.3	10	237.3	12	237.3	15	236.8	6	236.3	5	237.0
21	51	AF Corse	ITA	Nicola Marinangeli	ITA	<u>Riccardo Agostini</u>	ITA	Ferrari 296 GT3	PRO	7	237.3	6	237.3	10	237.3	12	236.8	2	236.8	5	237.1
22	54	CBRX by SPS	DEU	<u>Dexter Müller</u>	CHE	Yannick Mettler	CHE	Mercedes AMG GT3	PROAM	7	237.3	12	236.8	11	236.8	13	236.8	15	236.3	6	236.8
23	25	AF Corse	ITA	<u>Alessandro Cozzi</u>	ITA	Giorgio Sernagiotto	ITA	Ferrari 296 GT3	AM*	9	236.8	2	236.8	5	236.8	9	236.8	16	236.8	18	236.8
24	6	GetSpeed	DEU	<u>Anthony Bartone</u>	USA	Aaron Walker	GBR	Mercedes AMG GT3 2023	PRO	8	236.3	7	235.8	8	235.2	4	234.7	6	234.7	11	235.3
25	33	Bonaldi Motorsport	ITA	Miloš Pavlović	SRB	<u>Sanporn Jao-Javanil</u>	THA	Lamborghini Huracan GT3 EVO2	PROAM	8	236.3	10	236.3	12	236.3	13	235.8	3	235.8	8	236.1





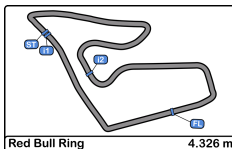
Red Bull Ring
International GT Open
Qualifying - 1 Driver - 1
Fastest Laps Sequence

Red Bull Ring 4.326 m.



Lap	Time of Day	Session Time	Nº Entrant/Team	Nat	Driver 1	Nat	Driver 2	Nat	Vehicle	Cat	Time	Km/h
2	9:03:14.446	3:14.446	65 Team Motopark	DEU	Heiko Neumann	DEU	Timo Rumpfkeil	DEU	Mercedes AMG GT3 2020	AM	1:32.990	167.4
2	9:03:14.781	3:14.781	5 Olimp Racing	POL	Stanislaw Jedliński	POL	Krystian Korzeniowski	POL	Ferrari 296 GT3	AM	1:30.757	171.5
2	9:03:36.073	3:36.073	91 Team Baron Motorsport	AUT	Ernst Kirchmayr	AUT	Philipp Baron	AUT	Ferrari 488 GT3 Evo	AM	1:29.516	173.9
2	9:04:39.226	4:39.226	84 Altitude Racing by Optimum Motorsport	GBR	Andrew Gilbert	GBR	Fran Rueda	ESP	McLaren 720S GT3	PROAM	1:29.126	174.7
3	9:06:08.131	6:08.131	84 Altitude Racing by Optimum Motorsport	GBR	Andrew Gilbert	GBR	Fran Rueda	ESP	McLaren 720S GT3	PROAM	1:28.905	175.1
4	9:07:36.837	7:36.837	84 Altitude Racing by Optimum Motorsport	GBR	Andrew Gilbert	GBR	Fran Rueda	ESP	McLaren 720S GT3	PROAM	1:28.706	175.5
4	9:11:39.713	11:39.713	63 Oregon Team	ITA	Pierre Louis Chovet	FRA	Maximilian Paul	DEU	Lamborghini Huracan GT3 EVO2	PRO	1:28.597	175.7
9	9:28:03.504	28:03.504	19 Oregon Team	ITA	Pietro Perolini	ITA	Daan Arrow	NLD	Lamborghini Huracan GT3 EVO2	PRO	1:28.510	175.9
7	9:30:42.180	30:42.180	63 Oregon Team	ITA	Pierre Louis Chovet	FRA	Maximilian Paul	DEU	Lamborghini Huracan GT3 EVO2	PRO	1:28.217	176.5
8	9:32:10.367	32:10.367	63 Oregon Team	ITA	Pierre Louis Chovet	FRA	Maximilian Paul	DEU	Lamborghini Huracan GT3 EVO2	PRO	1:28.187	176.5



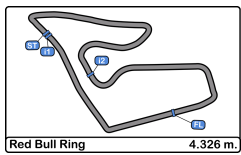


Red Bull Ring
International GT Open
Qualifying - 1 Driver - 1
Event Best Maximum Speed



Nº	Entrant/Team	Nat	Driver 1	Nat	Driver 2	Nat	Vehicle	Cat	Km/h	Session
84	Altitude Racing by Optimum Motorsport	GBR	Andrew Gilbert	GBR	Fran Rueda	ESP	McLaren 720S GT3	PROAM	242.6	Free Practice - 1
777	Olimp Racing	POL	Marcin Jedliński	POL	Karol Basz	POL	Audi R8 LMS 2018	PROAM	242.6	Free Practice - 2
66	Greystone GT	GBR	Stewart Proctor	GBR	Lewis Proctor	GBR	McLaren 720S GT3	PROAM	242.6	Qualifying - 1 Driver - 1
8	Il Barone Rampante	ITA	Giuseppe Cipriani	ITA			Lamborghini Huracan GT3 EVO	AM	242.6	Qualifying - 1 Driver - 1
69	Optimum Motorsport	GBR	Samuel De Haan	GBR	Charlie Fagg	GBR	McLaren 720S GT3	PRO	242.1	Free Practice - 1
007	Street-Art Racing	BEL	Jahid Fazal-Karim	FRA	Pascal Bachmann	CHE	Aston Martin GT3 AMR MY2019	AM	241.0	Qualifying - 1 Driver - 1
91	Team Baron Motorsport	AUT	Ernst Kirchmayr	AUT	Philipp Baron	AUT	Ferrari 488 GT3 Evo	AM	240.5	Free Practice - 1
23	Eastalent-Racing	AUT	Simon Reicher	AUT	Christopher Haase	DEU	Audi R8 LMS GT3 Evo II	PRO	240.5	Free Practice - 1
19	Oregon Team	ITA	Pietro Perolini	ITA	Daan Arrow	NLD	Lamborghini Huracan GT3 EVO2	PRO	240.5	Qualifying - 1 Driver - 1
63	Oregon Team	ITA	Pierre Louis Chovet	FRA	Maximilian Paul	DEU	Lamborghini Huracan GT3 EVO2	PRO	240.5	Qualifying - 1 Driver - 1
88	AF Corse	ITA	Gino Forgione	CHE	Andrea Montermini	ITA	Ferrari 488 GT3 MY 2020	AM*	240.0	Free Practice - 1
65	Team Motopark	DEU	Heiko Neumann	DEU	Timo Rumpfkeil	DEU	Mercedes AMG GT3 2020	AM	239.4	Free Practice - 1
25	AF Corse	ITA	Alessandro Cozzi	ITA	Giorgio Sernagiotto	ITA	Ferrari 296 GT3	AM*	239.4	Free Practice - 2
911	GetSpeed	DEU	Axel Blom	FIN	Steve Jans	LUX	Mercedes AMG GT3 2023	PROAM	239.4	Qualifying - 1 Driver - 1
61	AF Corse	ITA	Jean-Claude Saada	USA	Conrad Grunewald	USA	Ferrari 488 GT3 MY 2020	AM*	238.9	Free Practice - 1
17	Team Motopark	DEU	Diego Menchaca	MEX	Marcos Siebert	ARG	Mercedes AMG GT3 2020	PRO	238.9	Free Practice - 1
27	AF Corse	ITA	Marco Pulcini	ITA	Eddie Cheever III	ITA	Ferrari 296 GT3	PROAM	238.9	Qualifying - 1 Driver - 1
786	GetSpeed	DEU	Kiki Sak Nana	THA	Adam Osieka	DEU	Mercedes AMG GT3 2023	AM	238.4	Free Practice - 1
51	AF Corse	ITA	Nicola Marinangeli	ITA	Riccardo Agostini	ITA	Ferrari 296 GT3	PRO	238.4	Free Practice - 2
38	Kessel Racing	CHE	Nicolò Rosi	CHE	Niccolò Schirò	ITA	Ferrari 296 GT3	PROAM	238.4	Free Practice - 2
5	Olimp Racing	POL	Stanislaw Jedliński	POL	Krystian Korzeniowski	POL	Ferrari 296 GT3	AM	238.4	Qualifying - 1 Driver - 1
54	CBRX by SPS	DEU	Dexter Müller	CHE	Yannick Mettler	CHE	Mercedes AMG GT3	PROAM	237.8	Free Practice - 2
20	SPS Automotive Performance	DEU	Reece Barr	IRL	Mikael Pitamber	ZAF	Mercedes AMG GT3	PRO	237.3	Qualifying - 1 Driver - 1
33	Bonaldi Motorsport	ITA	Miloš Pavlović	SRB	Sanporn Jao-Javanil	THA	Lamborghini Huracan GT3 EVO2	PROAM	236.3	Free Practice - 1
6	GetSpeed	DEU	Anthony Bartone	USA	Aaron Walker	GBR	Mercedes AMG GT3 2023	PRO	236.3	Qualifying - 1 Driver - 1





Red Bull Ring
International GT Open
Qualifying - 1 Driver - 1
Pit Stop Analysis



5 Stanislaw Jedliński Ferrari 296 GT3
 AM Krystian Korzeniowski Olimp Racing

N°	In Day Time	In Time	Out Time	Pit Time	T. Pit Time	Handicap	Diff.
1	9:09:18.319	9:09:18.319	9:18:52.033	9:33.714	9:33.714		

6 Anthony Bartone Mercedes AMG GT3 2023
 PRO Aaron Walker GetSpeed

N°	In Day Time	In Time	Out Time	Pit Time	T. Pit Time	Handicap	Diff.
1	9:13:40.596	9:13:40.596	9:19:02.104	5:21.508	5:21.508		

8 Giuseppe Cipriani Lamborghini Huracan GT3 EVO
 AM Il Barone Rampante

N°	In Day Time	In Time	Out Time	Pit Time	T. Pit Time	Handicap	Diff.
1	9:13:14.947	9:13:14.947	9:23:04.764	9:49.817	9:49.817		

17 Diego Menchaca Mercedes AMG GT3 2020
 PRO Marcos Siebert Team Motopark

N°	In Day Time	In Time	Out Time	Pit Time	T. Pit Time	Handicap	Diff.
1	9:14:00.283	9:14:00.283	9:24:29.055	10:28.772	10:28.772		

19 Pietro Perolini Lamborghini Huracan GT3 EVO2
 PRO Daan Arrow Oregon Team

N°	In Day Time	In Time	Out Time	Pit Time	T. Pit Time	Handicap	Diff.
1	9:13:57.855	9:13:57.855	9:23:32.645	9:34.790	9:34.790		

20 Reece Barr Mercedes AMG GT3
 PRO Mikael Pitamber SPS Automotive Performance

N°	In Day Time	In Time	Out Time	Pit Time	T. Pit Time	Handicap	Diff.
1	9:14:47.340	9:14:47.340	9:24:01.541	9:14.201	9:14.201		

23 Simon Reicher Audi R8 LMS GT3 Evo II
 PRO Christopher Haase Eastalent-Racing

N°	In Day Time	In Time	Out Time	Pit Time	T. Pit Time	Handicap	Diff.
1	9:01:40.242	9:01:40.242	9:05:54.637	4:14.395	4:14.395		
2	9:13:52.671	9:13:52.671	9:23:07.662	9:14.991	13:29.386		

25 Alessandro Cozzi Ferrari 296 GT3
 AM* Giorgio Sernagiotto AF Corse

N°	In Day Time	In Time	Out Time	Pit Time	T. Pit Time	Handicap	Diff.
1	9:14:15.885	9:14:15.885	9:17:35.872	3:19.987	3:19.987		

27 Marco Pulcini Ferrari 296 GT3
 PROAM Eddie Cheever III AF Corse

N°	In Day Time	In Time	Out Time	Pit Time	T. Pit Time	Handicap	Diff.
1	9:11:57.561	9:11:57.561	9:12:43.721	46.160	46.160		
2	9:14:32.190	9:14:32.190	9:22:27.593	7:55.403	8:41.563		

33 Miloš Pavlović Lamborghini Huracan GT3 EVO2
 PROAM Sanporn Jao-Javanil Bonaldi Motorsport

N°	In Day Time	In Time	Out Time	Pit Time	T. Pit Time	Handicap	Diff.
1	9:16:09.955	9:16:09.955	9:18:32.390	2:22.435	2:22.435		

38 Nicolò Rosi Ferrari 296 GT3
 PROAM Niccolò Schirò Kessel Racing

N°	In Day Time	In Time	Out Time	Pit Time	T. Pit Time	Handicap	Diff.
1	9:10:10.252	9:10:10.252	9:19:22.318	9:12.066	9:12.066		

51 Nicola Marinangeli Ferrari 296 GT3
 PRO Riccardo Agostini AF Corse

N°	In Day Time	In Time	Out Time	Pit Time	T. Pit Time	Handicap	Diff.
1	9:13:43.351	9:13:43.351	9:22:26.041	8:42.690	8:42.690		

54 Dexter Müller Mercedes AMG GT3
 PROAM Yannick Mettler CBRX by SPS

N°	In Day Time	In Time	Out Time	Pit Time	T. Pit Time	Handicap	Diff.
1	9:13:41.967	9:13:41.967	9:21:21.679	7:39.712	7:39.712		

61 Jean-Claude Saada Ferrari 488 GT3 MY 2020
 AM* Conrad Grunewald AF Corse

N°	In Day Time	In Time	Out Time	Pit Time	T. Pit Time	Handicap	Diff.
1	9:14:10.118	9:14:10.118	9:18:13.494	4:03.376	4:03.376		

63 Pierre Louis Chovet Lamborghini Huracan GT3 EVO2
 PRO Maximilian Paul Oregon Team

N°	In Day Time	In Time	Out Time	Pit Time	T. Pit Time	Handicap	Diff.
1	9:13:24.322	9:13:24.322	9:27:42.245	14:17.923	14:17.923		

65 Heiko Neumann Mercedes AMG GT3 2020
 AM Timo Rumpfkeil Team Motopark

N°	In Day Time	In Time	Out Time	Pit Time	T. Pit Time	Handicap	Diff.
1	9:14:02.523	9:14:02.523	9:22:14.073	8:11.550	8:11.550		

66 Stewart Proctor McLaren 720S GT3
 PROAM Lewis Proctor Greystone GT

N°	In Day Time	In Time	Out Time	Pit Time	T. Pit Time	Handicap	Diff.
1	9:13:06.326	9:13:06.326	9:21:28.749	8:22.423	8:22.423		

69 Samuel De Haan McLaren 720S GT3
 PRO Charlie Fagg Optimum Motorsport

N°	In Day Time	In Time	Out Time	Pit Time	T. Pit Time	Handicap	Diff.
1	9:13:48.626	9:13:48.626	9:23:50.430	10:01.804	10:01.804		

84 Andrew Gilbert McLaren 720S GT3
 PROAM Fran Rueda Altitude Racing by Optimum Motorsport

N°	In Day Time	In Time	Out Time	Pit Time	T. Pit Time	Handicap	Diff.
1	9:13:55.924	9:13:55.924	9:24:24.414	10:28.490	10:28.490		

88 Gino Forgione Ferrari 488 GT3 MY 2020
 AM* Andrea Montermini AF Corse

N°	In Day Time	In Time	Out Time	Pit Time	T. Pit Time	Handicap	Diff.
1	9:13:38.784	9:13:38.784	9:18:39.891	5:01.107	5:01.107		

91 Ernst Kirchmayr Ferrari 488 GT3 Evo
 AM Philipp Baron Team Baron Motorsport

N°	In Day Time	In Time	Out Time	Pit Time	T. Pit Time	Handicap	Diff.
1	9:11:23.960	9:11:23.960	9:17:07.042	5:43.082	5:43.082		

777 Marcin Jedliński Audi R8 LMS 2018
 PROAM Karol Basz Olimp Racing

N°	In Day Time	In Time	Out Time	Pit Time	T. Pit Time	Handicap	Diff.
1	9:10:39.124	9:10:39.124	9:19:27.227	8:48.103	8:48.103		

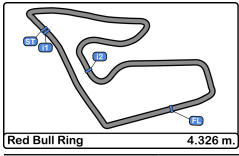
786 Kiki Sak Nana Mercedes AMG GT3 2023
 AM Adam Osieka GetSpeed

N°	In Day Time	In Time	Out Time	Pit Time	T. Pit Time	Handicap	Diff.
1	9:14:13.244	9:14:13.244	9:18:02.771	3:49.527	3:49.527		

911 Axel Blom Mercedes AMG GT3 2023
 PROAM Steve Jans GetSpeed

N°	In Day Time	In Time	Out Time	Pit Time	T. Pit Time	Handicap	Diff.
1	9:13:51.411	9:13:51.411	9:20:09.618	6:18.207	6:18.207		





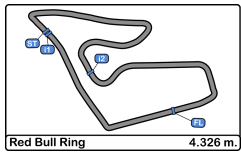
Red Bull Ring
International GT Open
Qualifying - 1 Driver - 1
Pit Stop Analysis



007 Jahid Fazal-Karim Aston Martin GT3 AMR MY2019
 AM Pascal Bachmann Street-Art Racing

N°	In Day Time	In Time	Out Time	Pit Time	T. Pit Time	Handicap	Diff.
1	9:13:09.070	9:13:09.070	9:16:50.862	3:41.792	3:41.792		
2	9:18:22.888	9:18:22.888	9:19:38.437	1:15.549	4:57.341		

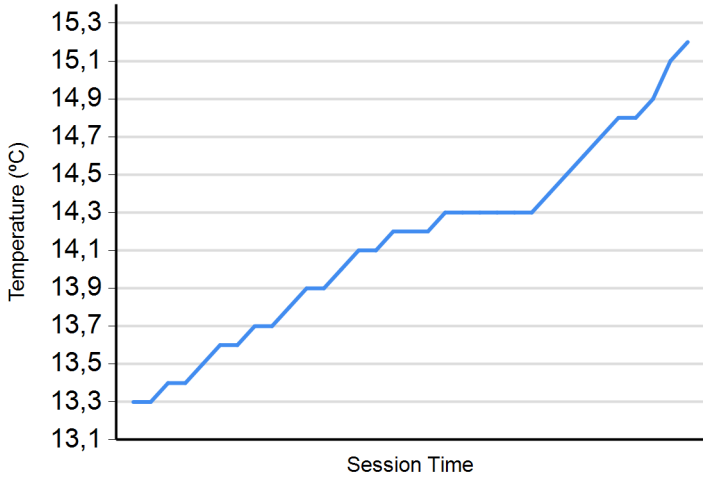




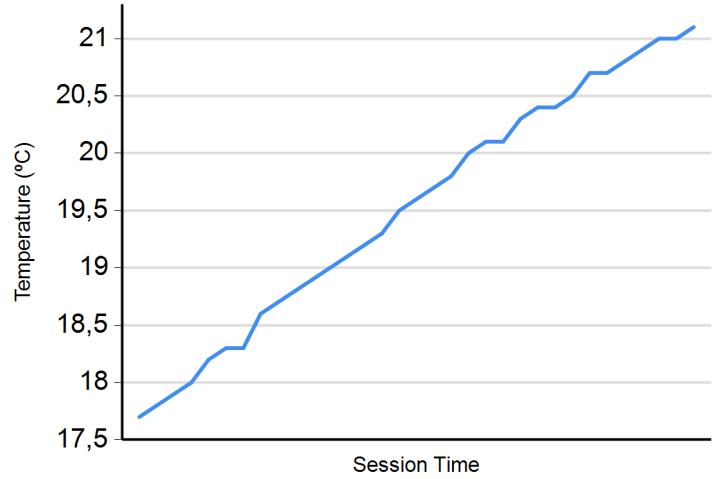
Red Bull Ring International GT Open Qualifying - 1 Driver - 1 Weather Report



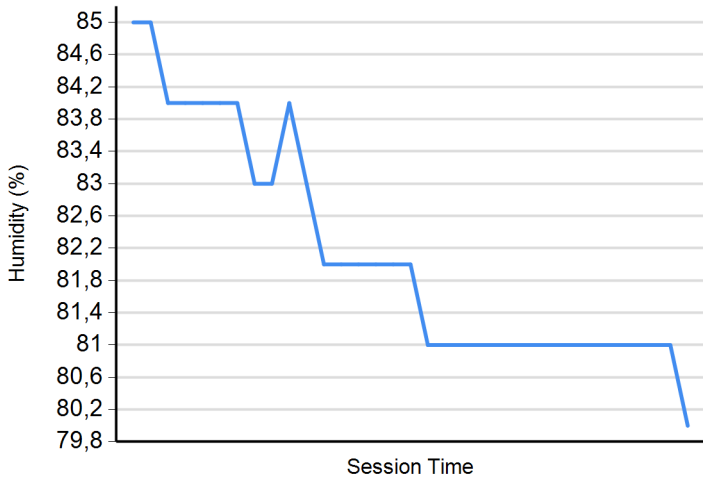
Air Temperature



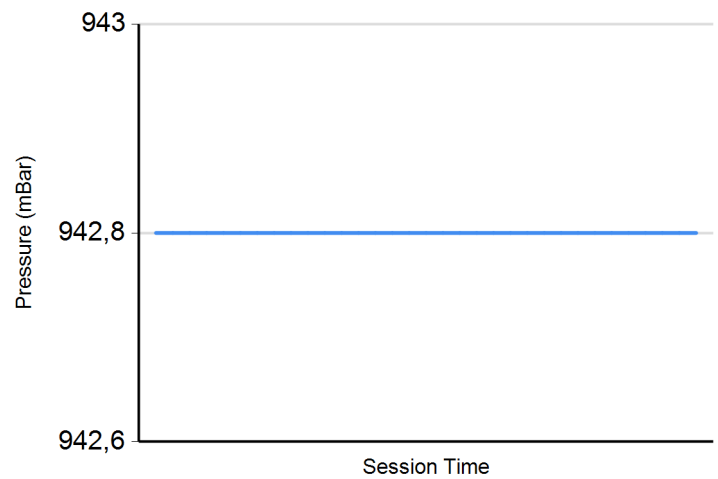
Track Temperature



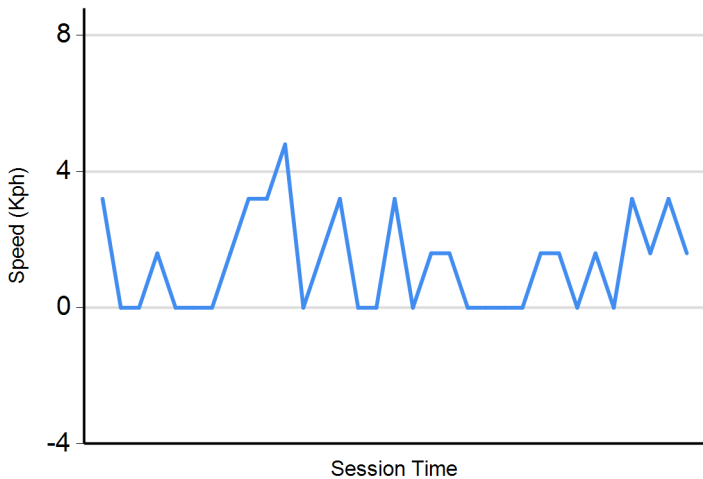
Humidity



Pressure



Wind Speed



Wind direction

North = 0°/360° Est = 90° South = 180° West = 270°

