



Formula Regional Championship by Alpine

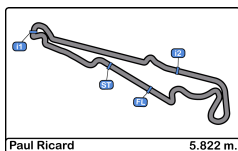
Paul Ricard

21th – 23th July 2023

Results booklet



Provided by Cronococa S.L.
www.cronococa.com



Paul Ricard
Formula Regional Championship by Alpine
Collective Test 1
Provisional Results

Clas	Nº	Driver	Nat	Cat	Clas	Team	Nat	Vehicle	Laps	Best	Time	Gap	Interval	Km/h
1	65	Santiago RAMOS	MEX			RPM	ITA	Formula Alpine	21	20	1:59.744			175.0
2	27	Kas HAVERKORT	NLD			VAN AMERSFOORT	NLD	Formula Alpine	19	18	2:00.080	0.336	0.336	174.5
3	85	Macéo CAPIETTO	FRA			RPM	ITA	Formula Alpine	21	18	2:00.106	0.362	0.026	174.5
4	77	Tim TRAMNITZ	DEU			R-ACE GP	FRA	Formula Alpine	19	15	2:00.237	0.493	0.131	174.3
5	8	Rafael CAMARA	BRA			PREMA RACING	ITA	Formula Alpine	17	16	2:00.311	0.567	0.074	174.2
6	26	Victor BERNIER	FRA			MP MOTORSPORT	NLD	Formula Alpine	17	14	2:00.344	0.600	0.033	174.1
7	15	Sami MEGUETOUNIF	FRA			MP MOTORSPORT	NLD	Formula Alpine	17	15	2:00.383	0.639	0.039	174.1
8	34	Martinius STENSHORNE	NOR	R	1	R-ACE GP	FRA	Formula Alpine	19	18	2:00.541	0.797	0.158	173.8
9	12	Andrea Kimi ANTONELLI	ITA			PREMA RACING	ITA	Formula Alpine	18	17	2:00.554	0.810	0.013	173.8
10	3	Alessandro GIUSTI	FRA	R	2	G4 RACING	CHE	Formula Alpine	18	15	2:00.556	0.812	0.002	173.8
11	19	Esteban MASSON	FRA			SAINTELOC RACING	FRA	Formula Alpine	21	15	2:00.629	0.885	0.073	173.7
12	10	Joshua DURKSEN	GBR			ARDEN	GBR	Formula Alpine	20	19	2:00.687	0.943	0.058	173.6
13	47	Nikhil BOHRA	USA			TRIDENT	ITA	Formula Alpine	19	18	2:00.756	1.012	0.069	173.5
14	18	Laurens VAN HOEPEN	NLD			ART GRAND PRIX	FRA	Formula Alpine	21	17	2:00.763	1.019	0.007	173.5
15	5	Tom LEBBON	GBR	R	3	ARDEN	GBR	Formula Alpine	18	16	2:00.873	1.129	0.110	173.3
16	4	Roman BILINSKI	POL			TRIDENT	ITA	Formula Alpine	20	19	2:00.961	1.217	0.088	173.2
17	88	Matias ZAGAZETA	PER			R-ACE GP	FRA	Formula Alpine	20	19	2:01.003	1.259	0.042	173.2
18	43	Owen TANGAVELOU	FRA			TRIDENT	ITA	Formula Alpine	20	19	2:01.011	1.267	0.008	173.2
19	64	Maya WEUG	NLD	R	4	KIC MOTORSPORT	FIN	Formula Alpine	20	19	2:01.072	1.328	0.061	173.1
20	30	Michael BELOV	KGZ			G4 RACING	CHE	Formula Alpine	21	16	2:01.105	1.361	0.033	173.0
21	25	Marcus AMAND	FRA	R	5	ART GRAND PRIX	FRA	Formula Alpine	18	14	2:01.180	1.436	0.075	172.9
22	7	Lorenzo FLUXA	ESP			PREMA RACING	ITA	Formula Alpine	17	14	2:01.199	1.455	0.019	172.9
23	9	Charlie WURZ	AUT			ART GRAND PRIX	FRA	Formula Alpine	19	17	2:01.260	1.516	0.061	172.8
24	21	Kirill SMAL	KGZ	R	6	MONOLITE RACING	ITA	Formula Alpine	15	11	2:01.452	1.708	0.192	172.5
25	11	Levente REVESZ	HUN			ARDEN	GBR	Formula Alpine	20	19	2:01.470	1.726	0.018	172.5
26	73	Emerson FITTIPALDI Jr.	BRA	R	7	SAINTELOC RACING	FRA	Formula Alpine	21	19	2:01.625	1.881	0.155	172.3
27	33	Lucas MEDINA	COL	R	8	SAINTELOC RACING	FRA	Formula Alpine	18	14	2:01.643	1.899	0.018	172.3
28	28	Pierre - Alexandre PROVOST	LUX	R	9	G4 RACING	CHE	Formula Alpine	17	13	2:02.166	2.422	0.523	171.5
29	68	Niels KOOLEN	NLD			VAN AMERSFOORT	NLD	Formula Alpine	19	17	2:02.498	2.754	0.332	171.0
30	13	Joshua DUFEK	CHE			VAN AMERSFOORT	NLD	Formula Alpine	6	5	2:02.561	2.817	0.063	171.0
31	29	Enzo SCIONTI	USA			MONOLITE RACING	ITA	Formula Alpine	17	15	2:02.649	2.905	0.088	170.8
32	23	Ivan KLYMENKO	UKR	R	10	KIC MOTORSPORT	FIN	Formula Alpine	21	17	2:03.120	3.376	0.471	170.2
33	99	Giovanni MASCHIO	ITA			MONOLITE RACING	ITA	Formula Alpine	15	11	2:03.488	3.744	0.368	169.7

* PENALTIES

CARS #3 - #4 - #7 - #13 - #28 - #33 - #47 SOME LAP TIMES DELETED DUE TRACK LIMITS

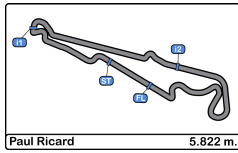
Published at:.....

Track Temp: 48.7 °C Air Temp: 30.4 °C Humidity: 36 % Track Status: DRY

Race Director:

Timekeeper:

Luis Garcia
JOB-1605-ESP/M



Paul Ricard
Formula Regional Championship by Alpine
Collective Test 1
Provisional Results by Category

Rookie														
Clas	Nº	Driver	Nat	Cat	Clas	Team	Nat	Vehicle	Laps	Best	Time	Gap	Interval	Km/h
1	34	Martinius STENSHORNE		R	1	R-ACE GP		Formula Alpine	19	18	2:00.541			173.8
2	3	Alessandro GIUSTI		R	2	G4 RACING		Formula Alpine	18	15	2:00.556	0.015	0.015	173.8
3	5	Tom LEBBON		R	3	ARDEN		Formula Alpine	18	16	2:00.873	0.332	0.317	173.3
4	64	Maya WEUG		R	4	KIC MOTORSPORT		Formula Alpine	20	19	2:01.072	0.531	0.199	173.1
5	25	Marcus AMAND		R	5	ART GRAND PRIX		Formula Alpine	18	14	2:01.180	0.639	0.108	172.9
6	21	Kirill SMAL		R	6	MONOLITE RACING		Formula Alpine	15	11	2:01.452	0.911	0.272	172.5
7	73	Emerson FITTIPALDI Jr.		R	7	SAINTELOC RACING		Formula Alpine	21	19	2:01.625	1.084	0.173	172.3
8	33	Lucas MEDINA		R	8	SAINTELOC RACING		Formula Alpine	18	14	2:01.643	1.102	0.018	172.3
9	28	Pierre - Alexandre PROVOST		R	9	G4 RACING		Formula Alpine	17	13	2:02.166	1.625	0.523	171.5
10	23	Ivan KLYMENKO		R	10	KIC MOTORSPORT		Formula Alpine	21	17	2:03.120	2.579	0.954	170.2
Clas	Nº	Driver	Nat	Cat	Clas	Team	Nat	Vehicle	Laps	Best	Time	Gap	Interval	Km/h
1	65	Santiago RAMOS				RPM		Formula Alpine	21	20	1:59.744			175.0
2	27	Kas HAVERKORT				VAN AMERSFOORT		Formula Alpine	19	18	2:00.080	0.336	0.336	174.5
3	85	Macéo CAPIETTO				RPM		Formula Alpine	21	18	2:00.106	0.362	0.026	174.5
4	77	Tim TRAMNITZ				R-ACE GP		Formula Alpine	19	15	2:00.237	0.493	0.131	174.3
5	8	Rafael CAMARA				PREMA RACING		Formula Alpine	17	16	2:00.311	0.567	0.074	174.2
6	26	Victor BERNIER				MP MOTORSPORT		Formula Alpine	17	14	2:00.344	0.600	0.033	174.1
7	15	Sami MEGUETOUNIF				MP MOTORSPORT		Formula Alpine	17	15	2:00.383	0.639	0.039	174.1
8	12	Andrea Kimi ANTONELLI				PREMA RACING		Formula Alpine	18	17	2:00.554	0.810	0.171	173.8
9	19	Esteban MASSON				SAINTELOC RACING		Formula Alpine	21	15	2:00.629	0.885	0.075	173.7
10	10	Joshua DURKSEN				ARDEN		Formula Alpine	20	19	2:00.687	0.943	0.058	173.6
11	47	Nikhil BOHRA				TRIDENT		Formula Alpine	19	18	2:00.756	1.012	0.069	173.5
12	18	Laurens VAN HOEPEN				ART GRAND PRIX		Formula Alpine	21	17	2:00.763	1.019	0.007	173.5
13	4	Roman BILINSKI				TRIDENT		Formula Alpine	20	19	2:00.961	1.217	0.198	173.2
14	88	Matias ZAGAZETA				R-ACE GP		Formula Alpine	20	19	2:01.003	1.259	0.042	173.2
15	43	Owen TANGAVELOU				TRIDENT		Formula Alpine	20	19	2:01.011	1.267	0.008	173.2
16	30	Michael BELOV				G4 RACING		Formula Alpine	21	16	2:01.105	1.361	0.094	173.0
17	7	Lorenzo FLUXA				PREMA RACING		Formula Alpine	17	14	2:01.199	1.455	0.094	172.9
18	9	Charlie WURZ				ART GRAND PRIX		Formula Alpine	19	17	2:01.260	1.516	0.061	172.8
19	11	Levente REVESZ				ARDEN		Formula Alpine	20	19	2:01.470	1.726	0.210	172.5
20	68	Niels KOOLEN				VAN AMERSFOORT		Formula Alpine	19	17	2:02.498	2.754	1.028	171.0
21	13	Joshua DUFEK				VAN AMERSFOORT		Formula Alpine	6	5	2:02.561	2.817	0.063	171.0
22	29	Enzo SCIONTI				MONOLITE RACING		Formula Alpine	17	15	2:02.649	2.905	0.088	170.8
23	99	Giovanni MASCHIO				MONOLITE RACING		Formula Alpine	15	11	2:03.488	3.744	0.839	169.7

*** PENALTIES**

CARS #3 - #4 - #7 - #13 - #28 - #33 - #47 SOME LAP TIMES DELETED DUE TRACK LIMITS

Published at:.....

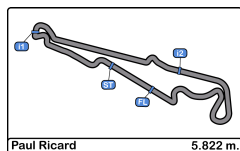
Track Temp: **48.7 °C** Air Temp: **30.4 °C** Humidity: **36 %** Track Status: **DRY**

Race Director:

Timekeeper:


 Luis Garcia
 JOB-1605-ESP/M





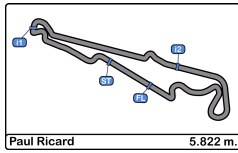
Paul Ricard
Formula Regional Championship by Alpine
Collective Test 1
Lap Analysis

3 Alessandro GIUSTI Formula Alpine **5** Tom LEBBON Formula Alpine
 Rookie G4 RACING Rookie ARDEN

Lap	D	Time	Sector 1	Sector 2	Sector 3	T. Spd	Elapsed	Lap	D	Time	Sector 1	Sector 2	Sector 3	T. Spd	Elapsed
1		12:21:06.607 P	12:19:16.399	42.479	1:07.729	138.2	12:21:06.607	1		12:22:12.223	12:20:29.328	44.163	58.732	136.3	12:22:12.223
2		5:52.365	4:15.087	40.200	57.078	139.3	12:26:58.972	2		2:14.137	37.571	40.194	56.372	215.5	12:24:26.360
3		2:11.941	35.597	39.156	57.188	223.1	12:29:10.913	3		2:14.434	36.502	40.351	57.581	227.3	12:26:40.794
4		2:03.767	33.760	37.168	52.839	230.2	12:31:14.680	4		2:02.153	33.712	37.472	50.969	228.3	12:28:42.947
5		2:02.551	33.751	37.424	51.376	232.7	12:33:17.231	5		2:03.131	33.806	38.072	51.253	228.8	12:30:46.078
6		2:02.449	33.627	37.295	51.197	231.7	12:35:19.350	6		2:18.117	37.801	41.958	58.358	226.4	12:33:04.195
7		2:11.004	36.497	40.978	53.529	233.7	12:37:30.354	7		2:01.456	33.544	37.266	50.646	229.2	12:35:05.651
8		2:01.563	33.464	37.034	51.065	233.2	12:39:31.917	8		2:13.373	37.985	39.960	55.428	230.2	12:37:19.024
9		2:19.097 P	33.243	37.089	1:08.765	232.7	12:41:51.014	9		2:01.166	33.397	37.102	50.667	230.7	12:39:20.190
10		9:33.023	7:55.460	39.746	57.817	127.5	12:51:24.037	10		10:05.589 P	33.275	37.237	8:55.077	231.2	12:49:25.779
11		2:10.389	38.249	38.937	53.203	188.8	12:53:34.426	11		2:44.912	1:09.564	40.821	54.527	131.8	12:52:10.691
12		2:10.307	35.380	38.855	56.072	231.2	12:55:44.733	12		2:10.848	36.731	39.572	54.545	219.0	12:54:21.539
13		2:01.005	33.253	37.049	50.703	233.7	12:57:45.738	13		2:14.915	33.409	39.401	1:02.105	230.7	12:56:36.454
14		2:08.311	37.230	39.295	51.786	232.2	12:59:54.049	14		2:01.039	33.112	37.164	50.763	233.2	12:58:37.493
15		2:00.556	33.150	36.914	50.492	231.2	13:01:54.605	15		2:14.280	34.873	41.478	57.929	232.7	13:00:51.773
16		2:01.133	33.251	37.075	50.807	229.7	13:03:55.738	16		2:00.873	33.256	37.017	50.600	230.2	13:02:52.646
17		2:08.477	37.567	39.106	51.804	222.2	13:06:04.215	17		2:16.800	33.804	40.880	1:02.116	231.7	13:05:09.446
18		2:11.911 P	33.206	37.952	1:00.753	230.7	13:08:16.126	18		3:30.560 P	39.298	41.636	2:09.626	231.2	13:08:40.006

4 Roman BILINSKI Formula Alpine **7** Lorenzo FLUXA Formula Alpine
 TRIDENT PREMA RACING

Lap	D	Time	Sector 1	Sector 2	Sector 3	T. Spd	Elapsed	Lap	D	Time	Sector 1	Sector 2	Sector 3	T. Spd	Elapsed
1		12:22:04.389	12:20:16.350	46.077	1:01.962	123.0	12:22:04.389	1		12:21:32.763	12:19:44.118	46.117	1:02.528	133.0	12:21:32.763
2		4:48.871 P	37.906	40.113	3:30.852	194.2	12:26:53.260	2		2:19.510	39.890	42.292	57.328	183.3	12:23:52.273
3		2:37.341	1:02.776	38.151	56.414	128.2	12:29:30.601	3		2:23.460	37.302	42.060	1:04.098	215.1	12:26:15.733
4		2:02.857	33.992	37.526	51.339	227.3	12:31:33.458	4		2:03.443	34.295	37.576	51.572	227.3	12:28:19.176
5		2:02.252	33.790	37.443	51.019	228.8	12:33:35.710	5		2:02.326	33.789	37.277	51.260	227.3	12:30:21.502
6		2:02.174	33.644	37.447	51.083	226.8	12:35:37.884	6		2:18.695	40.398	43.120	55.177	216.0	12:32:40.197
7		2:03.908	34.398	37.518	51.992	229.7	12:37:41.792	7		2:01.804	33.702	37.253	50.849	229.7	12:34:42.001
8		2:01.825	33.354	37.272	51.199	228.3	12:39:43.617	8		2:16.447	39.255	43.690	53.502	225.4	12:36:58.448
9		2:02.097	33.345	37.444	51.308	228.8	12:41:45.714	9		2:01.643	33.663	37.084	50.896	229.2	12:39:00.091
10		2:01.693	33.474	37.212	51.007	226.8	12:43:47.407	10		2:47.827 P	33.479	37.416	1:06.932	230.2	12:41:17.918
11		2:01.990	33.621	37.243	51.126	228.3	12:45:49.397	11		11:19.185	9:34.999	44.545	59.641	133.8	12:52:37.103
12		7:41.652 P	33.952	37.711	6:29.989	227.8	12:53:31.049	12		2:16.653	38.664	41.015	56.974	190.1	12:54:53.756
13		3:02.783	1:19.760	42.417	1:00.606	129.8	12:56:33.832	13		2:13.549	38.225	41.660	53.664	188.4	12:57:07.305
14		2:11.937	37.595	39.829	54.513	214.2	12:58:45.769	14		2:01.199	33.359	37.080	50.760	230.7	12:59:08.504
15		2:01.323	33.405	37.043	50.875	228.8	13:00:47.092	15		2:08.785	33.413	40.886	54.486	231.2	13:01:17.289
16		2:16.448	38.556	42.452	55.440	229.2	13:03:03.540	16		2:01.286	33.324	37.120	50.842	229.2	13:03:18.575
17		2:04.997	33.313	37.164	54.520	227.8	13:05:08.537	17		2:14.808 P	33.200	37.144	1:04.464	229.2	13:05:33.383
18		2:16.825	38.708	40.623	57.494	210.1	13:07:25.362								
19		2:00.961	33.204	37.102	50.655	225.9	13:09:26.323								
20		2:36.827 P	40.560	45.409	1:10.858	205.7	13:12:03.150								



Paul Ricard
Formula Regional Championship by Alpine
Collective Test 1
Lap Analysis

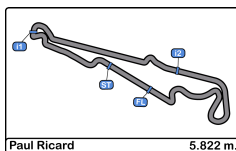
8 Rafael CAMARA Formula Alpine **10** Joshua DURKSEN Formula Alpine
 PREMA RACING ARDEN

Lap	D	Time	Sector 1	Sector 2	Sector 3	T. Spd	Elapsed	Lap	D	Time	Sector 1	Sector 2	Sector 3	T. Spd	Elapsed
1		12:22:48.822	12:20:59.838	46.850	1:02.134	129.0	12:22:48.822	1		12:22:09.806	12:20:27.231	44.219	58.356	127.5	12:22:09.806
2		2:14.092	37.517	40.633	55.942	206.5	12:25:02.914	2		2:14.772	38.118	40.792	55.862	206.1	12:24:24.578
3		2:07.611	35.977	39.061	52.573	226.4	12:27:10.525	3		2:12.732	36.610	39.523	56.599	223.1	12:26:37.310
4		2:01.436	33.558	37.253	50.625	228.8	12:29:11.961	4		2:02.144	33.720	37.459	50.965	228.8	12:28:39.454
5		2:00.839	33.392	36.896	50.551	230.7	12:31:12.800	5		2:20.992	38.615	40.484	1:01.893	216.0	12:31:00.446
6		2:14.479	37.613	44.369	52.497	217.3	12:33:27.279	6		2:01.606	33.482	37.351	50.773	230.7	12:33:02.052
7		2:00.693	33.131	36.915	50.647	230.2	12:35:27.972	7		2:02.719	33.543	37.194	51.982	229.2	12:35:04.771
8		2:17.378 P	35.954	37.790	1:03.634	229.2	12:37:45.350	8		2:16.985	41.543	39.404	56.038	204.5	12:37:21.756
9		14:17.412	12:33.727	43.819	59.866	122.4	12:52:02.762	9		2:01.678	33.339	37.194	51.145	231.7	12:39:23.434
10		2:15.171	37.278	40.390	57.503	216.8	12:54:17.933	10		9:30.157 P	33.381	37.238	8:19.538	229.7	12:48:53.591
11		2:22.396	37.181	41.009	1:04.206	228.8	12:56:40.329	11		3:00.891	1:21.654	43.004	56.233	131.2	12:51:54.482
12		2:00.328	33.176	36.829	50.323	231.7	12:58:40.657	12		2:12.130	38.227	38.756	55.147	169.8	12:54:06.612
13		2:12.683	33.053	36.629	1:03.001	232.2	13:00:53.340	13		2:01.307	33.336	37.125	50.846	230.7	12:56:07.919
14		2:06.483	36.590	38.497	51.396	204.9	13:02:59.823	14		2:06.718	33.253	37.281	56.184	232.7	12:58:14.637
15		2:03.498	33.200	37.239	53.059	231.7	13:05:03.321	15		2:00.877	33.414	36.961	50.502	231.7	13:00:15.514
16		2:00.311	33.114	36.749	50.448	229.7	13:07:03.632	16		2:01.166	33.277	37.046	50.843	229.7	13:02:16.680
17		2:11.495 P	32.954	36.717	1:01.824	233.2	13:09:15.127	17		2:14.003	35.796	40.675	57.532	219.0	13:04:30.683

9 Charlie WURZ Formula Alpine
 ART GRAND PRIX

Lap	D	Time	Sector 1	Sector 2	Sector 3	T. Spd	Elapsed	Lap	D	Time	Sector 1	Sector 2	Sector 3	T. Spd	Elapsed
1		12:21:38.984	12:19:54.153	45.092	59.739	126.3	12:21:38.984	18		2:09.941		2:52.848	55.300	230.2	13:06:40.624
2		2:19.031	38.894	43.701	56.436	206.1	12:23:58.015	19		2:00.687	33.279	36.967	50.441	231.2	13:08:41.311
3		2:24.746	37.836	42.571	1:04.339	202.2	12:26:22.761	20		2:13.902 P	33.330	37.134	1:03.438	228.8	13:10:55.213
4		2:02.682	33.725	37.657	51.300	228.8	12:28:25.443	11		12:22:26.911	12:20:51.032	41.471	54.408	104.5	12:22:26.911
5		2:02.774	33.907	37.550	51.317	228.8	12:30:28.217	2		2:10.072	35.394	39.304	55.374	222.2	12:24:36.983
6		2:17.812	40.182	40.646	56.984	195.2	12:32:46.029	3		2:09.434	36.658	39.315	53.461	222.6	12:26:46.417
7		2:06.211	36.459	38.479	51.273	229.7	12:34:52.240	4		2:03.432	33.879	38.078	51.475	226.4	12:28:49.849
8		2:02.388	33.844	37.527	51.017	227.3	12:36:54.628	5		2:03.435	34.166	37.644	51.625	226.8	12:30:53.284
9		2:02.101	33.766	37.299	51.036	231.2	12:38:56.729	6		2:11.832	38.037	41.473	52.322	213.0	12:33:05.116
10		11:49.277 P	33.781	37.342	10:38.154	230.2	12:50:46.006	7		2:02.642	33.784	37.630	51.228	228.8	12:35:07.758
11		3:06.487	1:23.668	41.171	1:01.648	64.1	12:53:52.493	8		2:06.933	34.470	39.861	52.602	226.8	12:37:14.691
12		2:17.014	38.232	41.203	57.579	199.6	12:56:09.507	9		2:03.072	33.905	37.636	51.531	227.3	12:39:17.763
13		2:11.590	36.642	40.206	54.742	206.5	12:58:21.097	10		2:03.275	33.592	37.649	52.034	226.8	12:41:21.038
14		2:01.349	33.407	37.211	50.731	230.2	13:00:22.446	11		9:36.705 P	33.938	37.569	8:25.198	226.4	12:50:57.743
15		2:01.655	33.266	37.261	51.128	231.2	13:02:24.101	12		2:59.628	1:20.272	41.242	58.114	123.8	12:53:57.371
16		2:16.972	38.765	40.947	57.260	217.7	13:04:41.073	13		2:09.316	35.570	39.162	54.584	226.4	12:56:06.687
17		2:01.260	33.315	37.188	50.757	229.7	13:06:42.333	14		2:02.265	33.605	37.578	51.082	228.3	12:58:08.952
18		2:01.461	33.366	37.323	50.772	230.2	13:08:43.794	15		2:01.538	33.477	37.228	50.833	228.8	13:00:10.490
19		2:24.288 P	34.609	39.710	1:09.969	228.8	13:11:08.082	16		2:16.130	36.497	42.207	57.426	225.9	13:02:26.620
								17		2:01.550	33.524	37.276	50.750	227.8	13:04:28.170
								18		2:06.467	35.029	38.822	52.616	228.3	13:06:34.637
								19		2:01.470	33.542	37.268	50.660	225.4	13:08:36.107
								20		2:11.777 P	33.932	37.206	1:00.639	226.8	13:10:47.884





Paul Ricard
Formula Regional Championship by Alpine
Collective Test 1
Lap Analysis

12

Andrea Kimi ANTONELLI

Formula Alpine 18

Laurens VAN HOEPEN

Formula Alpine

PREMA RACING

ART GRAND PRIX

Lap	D	Time	Sector 1	Sector 2	Sector 3	T. Spd	Elapsed	Lap	D	Time	Sector 1	Sector 2	Sector 3	T. Spd	Elapsed
1		12:22:21.008	12:20:36.976	43.564	1:00.468	132.6	12:22:21.008	1		12:21:36.891	12:19:54.701	43.224	58.966	131.7	12:21:36.891
2		2:15.313	38.289	40.245	56.779	198.5	12:24:36.321	2		2:17.809	38.443	41.625	57.741	196.3	12:23:54.700
3		2:15.000	36.799	41.940	56.261	213.4	12:26:51.321	3		2:24.265	37.088	43.532	1:03.645	212.5	12:26:18.965
4		2:02.489	34.037	37.351	51.101	227.8	12:28:53.810	4		2:02.720	34.144	37.481	51.095	228.8	12:28:21.685
5		2:02.359	33.682	37.298	51.379	227.8	12:30:56.169	5		2:02.028	33.636	37.364	51.028	229.7	12:30:23.713
6		2:25.580	45.974	46.949	52.657	229.7	12:33:21.749	6		2:18.946	39.901	42.580	56.465	228.8	12:32:42.659
7		2:01.345	33.316	37.177	50.852	228.3	12:35:23.094	7		2:01.377	33.403	37.210	50.764	229.7	12:34:44.036
8		2:30.810	37.534	48.181	1:05.095	229.2	12:37:53.904	8		2:17.833	39.020	43.324	55.489	229.7	12:37:01.869
9		2:01.117	33.191	37.129	50.797	229.2	12:39:55.021	9		2:01.567	33.603	37.210	50.754	229.7	12:39:03.436
10		2:11.920 P	33.292	37.170	1:01.458	229.7	12:42:06.941	10		2:01.432	33.386	37.185	50.861	229.7	12:41:04.868
11		9:13.470	7:33.563	42.359	57.548	84.7	12:51:20.411	11		2:14.087 P	33.604	37.234	1:03.249	228.8	12:43:18.955
12		2:11.589	37.686	39.545	54.358	208.8	12:53:32.000	12		7:23.164 P			8:26.413		12:50:42.119
13		2:08.189	35.843	39.040	53.306	223.1	12:55:40.189	13		2:43.341	1:03.858	42.210	57.273	138.6	12:53:25.460
14		2:00.866	33.162	37.114	50.590	229.7	12:57:41.055	14		2:20.188	38.668	45.165	56.355	196.3	12:55:45.648
15		2:00.868	33.143	36.975	50.750	230.7	12:59:41.923	15		2:09.335	35.921	39.663	53.751	211.7	12:57:54.983
16		2:30.770	42.197	46.611	1:01.962	176.7	13:02:12.693	16		2:00.887	33.229	36.958	50.700	228.8	12:59:55.870
17		2:00.554	33.128	36.883	50.543	229.2	13:04:13.247	17		2:00.763	33.212	36.994	50.557	231.7	13:01:56.633
18		2:12.729 P	33.114	36.905	1:02.710	229.7	13:06:25.976	18		2:19.793	38.812	42.589	58.392	224.5	13:04:16.426

13

Joshua DUFEK

Formula Alpine

VAN AMERSFOORT RACING

Lap	D	Time	Sector 1	Sector 2	Sector 3	T. Spd	Elapsed
1		12:59:51.793 P			12:59:51.793		12:59:51.793
2		3:03.655	1:15.809	47.536	1:00.310	62.0	13:02:55.448
3		2:44.679	39.843	40.473	54.363	189.8	13:05:10.127
4		2:06.422	34.816	38.780	52.826	221.7	13:07:16.549
5		2:02.561	33.792	37.376	51.393	226.8	13:09:19.110
6		2:13.955 P	33.766	37.331	1:02.858	227.8	13:11:33.065

15

Sami MEGUETOUNIF

Formula Alpine

MP MOTORSPORT

Lap	D	Time	Sector 1	Sector 2	Sector 3	T. Spd	Elapsed
1		12:22:06.303	12:20:18.777	45.194	1:02.332	117.6	12:22:06.303
2		2:17.286	38.478	40.467	58.341	219.9	12:24:23.589
3		2:04.533	34.266	37.370	52.897	228.8	12:26:28.122
4		2:01.911	33.961	37.231	50.719	228.3	12:28:30.033
5		2:21.331	38.799	41.480	1:01.052	216.8	12:30:51.364
6		2:01.354	33.557	37.136	50.661	230.2	12:32:52.718
7		2:22.849	37.749	43.013	1:02.087	224.5	12:35:15.567
8		2:03.675	33.485	37.153	53.037	228.3	12:37:19.242
9		11:22.283 P	38.720	37.045	10:06.518	134.6	12:48:41.525
10		3:00.327	1:19.454	42.848	58.025	134.4	12:51:41.852
11		2:14.450	37.118	39.391	57.941	217.7	12:53:56.302
12		2:05.990	33.899	38.014	54.077	231.7	12:56:02.292
13		2:00.551	33.061	37.009	50.481	231.7	12:58:02.843
14		2:15.310	38.946	40.457	55.907	218.6	13:00:18.153
15		2:00.383	33.205	36.875	50.303	230.2	13:02:18.536
16		2:17.993	37.295	41.955	58.743	228.8	13:04:36.529
17		3:47.748 P	33.142	36.982	2:37.624	229.7	13:08:24.277

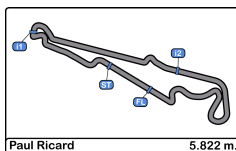
19

Esteban MASSON

Formula Alpine

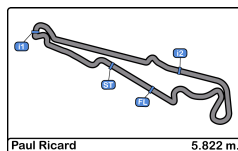
SAINTELOC RACING

Lap	D	Time	Sector 1	Sector 2	Sector 3	T. Spd	Elapsed
1		12:21:06.430	12:19:25.216	43.081	58.133	123.9	12:21:06.430
2		2:09.108	36.797	38.698	53.613	223.1	12:23:15.538
3		2:12.607	36.400	37.900	58.307	224.0	12:25:28.145
4		2:03.569	34.238	37.808	51.523	228.3	12:27:31.714
5		2:13.718	35.954	39.389	58.375	227.3	12:29:45.432
6		2:02.164	33.955	37.260	50.949	227.8	12:31:47.596
7		2:01.551	33.476	37.257	50.818	229.2	12:33:49.147
8		2:13.627	38.480	42.025	53.122	213.8	12:36:02.774
9		2:01.931	33.374	37.268	51.289	228.8	12:38:04.705
10		2:11.049 P	33.720	37.647	59.682	228.3	12:40:15.754
11		9:01.245	7:12.934	45.808	1:02.503	127.8	12:49:16.999
12		2:12.670	37.705	39.973	54.992	224.0	12:51:29.669
13		2:12.594	36.040	37.924	58.630	220.4	12:53:42.263
14		2:01.092	33.202	37.245	50.645	228.3	12:55:43.355
15		2:00.629	33.031	37.045	50.553	230.7	12:57:43.984
16		2:16.477	38.274	39.457	58.746	229.2	13:00:00.461
17		2:01.947	33.111	37.064	51.772	228.8	13:02:02.408
18		2:08.994	37.125	39.798	52.071	228.3	13:04:11.402
19		2:00.894	33.195	37.125	50.574	227.8	13:06:12.296
20		2:00.851	33.227	37.049	50.575	228.3	13:08:13.147
21		2:08.565 P	33.241	37.210	58.114	227.3	13:10:21.712



Paul Ricard
Formula Regional Championship by Alpine
Collective Test 1
Lap Analysis

21 Kirill SMAL							25 Marcus AMAND								
Rookie							Rookie								
MONOLITE RACING							ART GRAND PRIX								
Lap	D	Time	Sector 1	Sector 2	Sector 3	T. Spd	Elapsed	Lap	D	Time	Sector 1	Sector 2	Sector 3	T. Spd	Elapsed
1		12:35:59.806	P 12:34:10.567	45.768	1:03.471	116.5	12:35:59.806	1		12:21:31.236	12:19:47.246	43.653	1:00.337	141.1	12:21:31.236
2		4:29.242	2:53.858	40.718	54.666	135.0	12:40:29.048	2		2:16.537	38.818	41.764	55.955	208.0	12:23:47.773
3		2:06.682	35.703	38.624	52.355	227.3	12:42:35.730	3		2:21.131	38.566	40.110	1:02.455	177.0	12:26:08.904
4		2:04.980	34.636	38.576	51.768	228.3	12:44:40.710	4		2:04.542	33.888	37.552	53.102	228.8	12:28:13.446
5		2:06.758	36.983	38.035	51.740	229.2	12:46:47.468	5		2:02.699	33.686	37.428	51.585	227.8	12:30:16.145
6		2:10.424	38.508	40.323	51.593	181.5	12:48:57.892	6		2:17.683	34.742	42.336	1:00.605	230.2	12:32:33.828
7		2:02.633	34.100	37.327	51.206	227.8	12:51:00.525	7		2:02.246	33.485	37.318	51.443	229.7	12:34:36.074
8		2:02.739	33.627	37.674	51.438	228.8	12:53:03.264	8		2:10.607	34.031	39.157	57.419	228.3	12:36:46.681
9		2:02.477	33.733	37.440	51.304	229.7	12:55:05.741	9		2:20.292	38.092	42.294	59.906	230.2	12:39:06.973
10		2:20.074	41.387	42.815	55.872	176.4	12:57:25.815	10		11:37.352	P 33.526	37.148	10:26.678	230.2	12:50:44.325
11		2:01.452	33.374	37.122	50.956	232.2	12:59:27.267	11		2:46.789	1:09.057	41.234	56.498	140.6	12:53:31.114
12		2:12.140	P 33.866	37.695	1:00.579	230.7	13:01:39.407	12		2:16.498	39.784	42.536	54.178	184.6	12:55:47.612
13		3:59.974	2:30.572	37.723	51.679	143.6	13:05:39.381	13		2:13.092	36.310	40.222	56.560	163.6	12:58:00.704
14		2:02.161	33.508	37.328	51.325	230.7	13:07:41.542	14		2:01.180	33.277	36.946	50.957	229.2	13:00:01.884
15		2:15.272	P 33.687	37.428	1:04.157	230.2	13:09:56.814	15		2:05.495	33.344	37.823	54.328	230.2	13:02:07.379
16		2:12.143	33.578	42.641	55.924	229.7	13:04:19.522	16		2:12.143	33.578	42.641	55.924	229.7	13:04:19.522
17		2:01.232	33.186	36.968	51.078	230.2	13:06:20.754	17		2:01.232	33.186	36.968	51.078	230.2	13:06:20.754
18		2:16.414	P 33.208	40.183	1:03.023	228.3	13:08:37.168	18		2:16.414	P 33.208	40.183	1:03.023	228.3	13:08:37.168
23 Ivan KLYMENKO							26 Victor BERNIER								
Rookie							Rookie								
KIC MOTORSPORT							MP MOTORSPORT								
Lap	D	Time	Sector 1	Sector 2	Sector 3	T. Spd	Elapsed	Lap	D	Time	Sector 1	Sector 2	Sector 3	T. Spd	Elapsed
1		12:21:10.840	12:19:27.368	44.442	59.030	138.4	12:21:10.840	1		12:22:16.748	12:20:26.466	47.977	1:02.305	129.4	12:22:16.748
2		2:20.005	P 36.760	40.146	1:03.099	221.7	12:23:30.845	2		2:14.945	38.765	39.313	56.867	191.4	12:24:31.693
3		2:57.497	1:17.968	39.034	1:00.495	139.7	12:26:28.342	3		2:02.126	33.838	37.319	50.969	228.3	12:26:33.819
4		2:07.366	36.020	38.519	52.827	226.4	12:28:35.708	4		2:01.913	33.617	37.342	50.954	227.3	12:28:35.732
5		2:06.209	35.840	38.035	52.334	218.1	12:30:41.917	5		2:23.137	39.203	42.179	1:01.755	226.8	12:30:58.869
6		2:15.391	39.109	41.554	54.728	201.1	12:32:57.308	6		2:01.400	33.373	37.311	50.716	230.2	12:33:00.269
7		2:07.264	34.510	38.045	54.709	225.9	12:35:04.572	7		2:18.234	40.520	40.512	57.202	223.1	12:35:18.503
8		2:05.227	34.719	38.082	52.426	216.8	12:37:09.799	8		2:01.959	33.543	37.428	50.988	227.3	12:37:20.462
9		2:19.724	39.844	40.310	59.570	189.4	12:39:29.523	9		11:24.098	P 33.518	37.343	10:13.237	230.7	12:48:44.560
10		2:06.082	34.362	38.485	53.235	228.3	12:41:35.605	10		2:52.130	1:13.133	40.605	58.392	133.1	12:51:36.690
11		2:04.587	34.452	38.190	51.945	225.4	12:43:40.192	11		2:12.087	37.875	38.874	55.338	202.6	12:53:48.777
12		2:13.770	P 34.721	37.886	1:01.163	226.8	12:45:53.962	12		2:02.074	33.471	37.323	51.280	228.3	12:55:50.851
13		6:48.733	5:07.930	44.083	56.720	136.8	12:52:42.695	13		2:16.859	37.822	41.182	57.855	210.1	12:58:07.710
14		2:10.429	36.291	39.347	54.791	224.5	12:54:53.124	14		2:00.344	33.166	36.829	50.349	230.7	13:00:08.054
15		2:07.354	35.547	39.191	52.616	225.9	12:57:00.478	15		2:14.003	36.615	43.927	53.461	227.3	13:02:22.057
16		2:03.366	34.083	37.645	51.638	228.8	12:59:03.844	16		2:00.732	33.084	37.004	50.644	230.2	13:04:22.789
17		2:03.120	33.976	37.588	51.556	227.8	13:01:06.964	17		4:12.808	P 34.225	37.135	3:01.448	229.2	13:08:35.597
18		2:14.880	39.428	41.530	53.922	173.9	13:03:21.844								
19		2:03.680	33.999	37.773	51.908	226.8	13:05:25.524								
20		2:03.424	34.124	37.630	51.670	226.8	13:07:28.948								
21		2:19.158	P 36.087	39.157	1:03.914	191.1	13:09:48.106								



Paul Ricard
Formula Regional Championship by Alpine
Collective Test 1
Lap Analysis

27

Kas HAVERKORT

Formula Alpine 29

Enzo SCIONTI

Formula Alpine

VAN AMERSFOORT RACING

MONOLITE RACING

Lap	D	Time	Sector 1	Sector 2	Sector 3	T. Spd	Elapsed	Lap	D	Time	Sector 1	Sector 2	Sector 3	T. Spd	Elapsed
1		12:25:03.998 P	12:20:05.294	41.815	4:16.889	136.7	12:25:03.998	1		12:21:02.286 P	12:19:10.727	41.870	1:09.689	114.4	12:21:02.286
2		2:44.217	1:03.698	42.593	57.926	125.1	12:27:48.215	2		5:45.780	4:04.078	42.945	58.757	85.3	12:26:48.066
3		2:17.160	39.687	40.680	56.793	170.6	12:30:05.375	3		2:12.142	37.855	39.001	55.286	224.0	12:29:00.208
4		2:25.293	36.970	40.258	1:08.065	223.1	12:32:30.668	4		2:03.630	34.053	37.481	52.096	225.4	12:31:03.838
5		2:12.529	34.046	37.334	1:01.149	230.2	12:34:43.197	5		2:03.101	33.829	37.753	51.519	229.7	12:33:06.939
6		2:20.093	44.087	39.826	56.180	157.6	12:37:03.290	6		2:22.230	37.442	43.961	1:00.827	228.3	12:35:29.169
7		2:10.193	39.516	38.689	51.988	230.2	12:39:13.483	7		2:08.416	33.901	38.086	56.429	228.3	12:37:37.585
8		2:03.366	33.810	37.608	51.948	230.2	12:41:16.849	8		2:30.897 P	39.424	43.434	1:08.039	229.2	12:40:08.482
9		2:03.281	33.923	37.523	51.835	229.7	12:43:20.130	9		11:30.062	9:50.199	40.346	59.517	141.9	12:51:38.544
10		7:28.443 P	34.164	37.192	6:17.087	230.2	12:50:48.573	10		2:12.238	36.935	39.287	56.016	224.5	12:53:50.782
11		3:03.040	1:21.532	43.325	58.183	123.9	12:53:51.613	11		2:03.553	33.905	37.806	51.842	229.7	12:55:54.335
12		2:13.183	36.988	41.753	54.442	187.1	12:56:04.796	12		2:02.678	33.641	37.540	51.497	230.7	12:57:57.013
13		2:13.985	38.014	38.375	57.596	223.1	12:58:18.781	13		2:23.326	39.674	47.306	56.346	228.3	13:00:20.339
14		2:00.098	33.219	36.699	50.180	232.2	13:00:18.879	14		2:03.116	33.639	37.675	51.802	229.2	13:02:23.455
15		2:13.365	37.771	42.704	52.890	232.2	13:02:32.244	15		2:02.649	33.735	37.456	51.458	229.2	13:04:26.104
16		2:00.122	33.132	36.605	50.385	230.7	13:04:32.366	16		2:02.689	33.554	37.487	51.648	229.7	13:06:28.793
17		2:19.794	35.918	46.458	57.418	229.7	13:06:52.160	17		2:15.770 P	33.768	37.602	1:04.400	228.3	13:08:44.563
18		2:00.080	33.098	36.682	50.300	229.7	13:08:52.240								
19		2:18.008 P	35.234	39.914	1:02.860	229.2	13:11:10.248								

30

Michael BELOV

Formula Alpine

G4 RACING

28

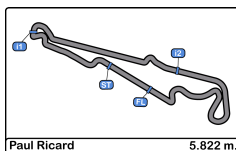
Pierre - Alexandre PROVOST

Formula Alpine

Rookie

G4 RACING

Lap	D	Time	Sector 1	Sector 2	Sector 3	T. Spd	Elapsed	Lap	D	Time	Sector 1	Sector 2	Sector 3	T. Spd	Elapsed
1		12:25:13.827 P	12:23:28.925	39.557	1:05.345	115.7	12:25:13.827	1		12:21:29.957 P	12:19:36.974	42.985	1:09.998	131.5	12:21:29.957
2		4:46.386	3:08.822	40.963	56.601	139.7	12:30:00.213	2		5:25.285	3:45.761	42.309	57.215	143.6	12:26:55.242
3		2:09.784	36.256	39.972	53.556	208.0	12:32:09.997	3		2:14.090	37.260	40.354	56.476	223.1	12:29:09.332
4		2:04.162	34.272	37.600	52.290	227.8	12:34:14.159	4		2:02.723	34.240	37.137	51.346	225.0	12:31:12.055
5		2:03.456	33.885	37.928	51.643	225.4	12:36:17.615	5		2:02.570	33.845	37.402	51.323	228.3	12:33:14.625
6		2:26.768 P	38.217	46.403	1:02.148	227.3	12:38:44.383	6		2:17.124	38.657	41.418	57.049	219.5	12:35:31.749
7		5:26.712	3:54.314	39.948	52.450	123.2	12:44:11.095	7		2:04.223	33.576	38.211	52.436	228.8	12:37:35.972
8		2:03.509	33.898	37.704	51.907	227.3	12:46:14.604	8		2:02.199	33.652	37.362	51.185	227.8	12:39:38.171
9		2:21.319	33.677	54.419	53.223	227.8	12:48:35.923	9		2:15.635 P	33.562	38.208	1:03.865	227.8	12:41:53.806
10		2:47.904 P	33.708	38.339	1:05.857	226.4	12:50:53.827	10		5:50.593	4:10.546	42.164	57.883	142.1	12:47:44.399
11		5:48.005	4:06.290	41.976	59.739	112.1	12:56:41.832	11		2:16.763	38.114	41.819	56.830	219.0	12:50:01.162
12		2:09.905	36.081	41.056	52.768	204.1	12:58:51.737	12		2:01.650	33.811	37.179	50.660	225.0	12:52:02.812
13		2:02.166	33.533	37.417	51.216	228.8	13:00:53.903	13		2:13.799	34.838	41.885	57.076	228.8	12:54:16.611
14		2:02.416	33.518	37.708	51.190	228.3	13:02:56.319	14		2:16.333	35.630	41.478	59.225	229.2	12:56:32.944
15		2:08.091	35.165	39.049	53.877	228.3	13:05:04.410	15		2:01.524	33.420	37.200	50.904	232.2	12:58:34.468
16		2:06.006	33.661	37.602	54.743	228.3	13:07:10.416	16		2:01.105	33.318	37.079	50.708	230.2	13:00:35.573
17		2:11.784 P	33.479	37.288	1:01.017	230.2	13:09:22.200	17		2:13.908	36.898	40.188	56.822	228.8	13:02:49.481
								18		2:01.304	33.307	36.967	51.030	228.3	13:04:50.785
								19		2:18.938	38.968	39.219	1:00.751	227.3	13:07:09.723
								20		2:01.207	33.193	37.058	50.956	226.8	13:09:10.930
								21		2:16.153 P	34.421	37.204	1:04.528	226.4	13:11:27.083



Paul Ricard
Formula Regional Championship by Alpine
Collective Test 1
Lap Analysis

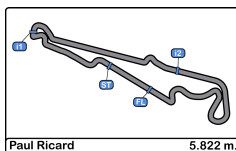
Paul Ricard 5.822 m.

33 Lucas MEDINA Formula Alpine **43** Owen TANGAVELOU Formula Alpine
 Rookie SAINTELOC RACING TRIDENT

Lap	D	Time	Sector 1	Sector 2	Sector 3	T. Spd	Elapsed	Lap	D	Time	Sector 1	Sector 2	Sector 3	T. Spd	Elapsed
1		12:22:18.454	12:20:33.624	43.684	1:01.146	142.6	12:22:18.454	1		12:22:02.819	12:20:15.160	46.123	1:01.536	128.4	12:22:02.819
2		2:14.113	37.548	40.854	55.711	226.4	12:24:32.567	2		4:52.496 P	37.929	40.336	3:34.231	223.1	12:26:55.315
3		2:09.098	35.375	38.152	55.571	228.3	12:26:41.665	3		2:43.054	1:09.922	39.318	53.814	129.6	12:29:38.369
4		2:05.826	35.882	37.932	52.012	228.8	12:28:47.491	4		2:02.623	33.854	37.346	51.423	228.8	12:31:40.992
5		2:14.548	34.464	40.184	59.900	226.4	12:31:02.039	5		2:01.849	33.541	37.146	51.162	230.2	12:33:42.841
6		2:03.299	34.128	37.861	51.310	229.7	12:33:05.338	6		2:03.446	33.436	38.488	51.522	229.2	12:35:46.287
7		2:03.287	34.384	37.474	51.429	196.3	12:35:08.625	7		2:02.055	33.522	37.423	51.110	229.7	12:37:48.342
8		2:14.172	37.163	41.742	55.267	200.3	12:37:22.797	8		2:01.807	33.332	37.334	51.141	230.2	12:39:50.149
9		2:02.785	33.918	37.574	51.293	232.2	12:39:25.582	9		2:02.363	33.351	37.393	51.619	230.2	12:41:52.512
10		2:23.266 P	36.125	38.249	1:08.892	229.2	12:41:48.848	10		2:01.530	33.475	37.296	50.759	232.7	12:43:54.042
11		10:33.604	8:54.158	41.718	57.728	124.4	12:52:22.452	11		2:02.595	34.224	37.259	51.112	230.2	12:45:56.637
12		2:15.897	37.158	40.980	57.759	200.3	12:54:38.349	12		8:37.218 P	33.562	37.254	7:26.402	229.7	12:54:33.855
13		2:07.397	35.267	38.369	53.761	222.6	12:56:45.746	13		2:50.058	1:08.380	43.641	58.037	86.0	12:57:23.913
14		2:01.643	33.261	37.423	50.959	231.2	12:58:47.389	14		2:12.334	37.650	40.523	54.161	204.9	12:59:36.247
15		2:21.836	33.860	37.355	1:10.621	230.2	13:01:09.225	15		2:01.623	33.669	37.260	50.694	228.8	13:01:37.870
16		2:25.960	38.648	49.909	57.403	211.3	13:03:35.185	16		2:10.009	33.110	39.665	57.234	229.7	13:03:47.879
17		2:11.417	34.985	44.152	52.280	227.3	13:05:46.602	17		2:01.228	33.318	37.227	50.683	229.7	13:05:49.107
18		2:19.349 P	39.771	38.293	1:01.285	228.3	13:08:05.951	18		2:01.221	33.692	37.042	50.487	232.2	13:07:50.328
19		2:01.011	33.105	37.286	50.620	229.2	13:09:51.339	19		2:01.011	33.105	37.286	50.620	229.2	13:09:51.339
20		2:27.377 P	34.930	37.624	1:14.823	229.2	13:12:18.716	20		2:27.377 P	34.930	37.624	1:14.823	229.2	13:12:18.716

34 Martinus STENSHORNE Formula Alpine **47** Nikhil BOHRA Formula Alpine
 Rookie R-ACE GP TRIDENT

Lap	D	Time	Sector 1	Sector 2	Sector 3	T. Spd	Elapsed	Lap	D	Time	Sector 1	Sector 2	Sector 3	T. Spd	Elapsed
1		12:21:25.942	12:19:41.346	45.294	59.302	89.7	12:21:25.942								
2		2:18.928	38.989	41.544	58.395	186.5	12:23:44.870								
3		2:13.859	36.354	41.016	56.489	214.2	12:25:58.729	1		12:22:07.812	12:20:22.036	45.600	1:00.176	125.0	12:22:07.812
4		2:03.559	33.837	37.579	52.143	227.3	12:28:02.288	2		4:53.005 P	37.682	40.224	3:35.099	207.2	12:27:00.817
5		2:02.054	33.484	37.471	51.099	228.3	12:30:04.342	3		2:50.113	1:16.995	39.553	53.565	90.9	12:29:50.930
6		2:15.332	37.307	40.325	57.700	230.7	12:32:19.674	4		2:02.467	34.102	37.498	50.867	226.4	12:31:53.397
7		2:01.438	33.201	37.211	51.026	230.2	12:34:21.112	5		2:01.895	33.443	37.258	51.194	230.2	12:33:55.292
8		2:14.222	38.158	41.916	54.148	229.2	12:36:35.334	6		2:02.026	33.621	37.408	50.997	228.3	12:35:57.318
9		2:15.563 P	33.882	38.065	1:03.616	229.2	12:38:50.897	7		2:02.477	33.427	37.487	51.563	228.8	12:37:59.795
10		13:03.242	11:21.324	44.158	57.760	92.3	12:51:54.139	8		2:01.401	33.374	37.143	50.884	230.2	12:40:01.196
11		2:17.099	38.140	42.739	56.220	194.5	12:54:11.238	9		2:01.188	33.335	37.182	50.671	229.7	12:42:02.384
12		2:17.043	38.510	39.567	58.966	195.6	12:56:28.281	10		2:01.252	33.400	37.159	50.693	229.7	12:44:03.636
13		2:01.101	33.233	37.021	50.847	232.2	12:58:29.382	11		2:01.396	33.454	37.082	50.860	232.7	12:46:05.032
14		2:15.039	35.509	39.741	59.789	231.2	13:00:44.421	12		7:20.556 P	33.322	37.094	6:10.140	231.7	12:53:25.588
15		2:00.856	33.101	37.053	50.702	229.2	13:02:45.277	13		2:58.676	1:14.693	44.817	59.166	116.2	12:56:24.264
16		2:16.306	35.683	40.270	1:00.353	220.8	13:05:01.583	14		2:12.210	38.055	40.206	53.949	212.1	12:58:36.474
17		2:00.938	33.252	37.037	50.649	229.7	13:07:02.521	15		2:01.702	33.452	37.141	51.109	230.7	13:00:38.176
18		2:00.541	33.129	37.005	50.407	230.2	13:09:03.062	16		2:01.563	33.309	37.276	50.978	231.2	13:02:39.739
19		2:17.583 P	33.188	36.830	1:07.565	229.7	13:11:20.645	17		2:15.840	39.837	40.309	55.694	230.7	13:04:55.579
								18		2:00.756	33.211	36.957	50.588	230.2	13:06:56.335
								19		2:00.855 P	33.897	37.231	58.727	231.2	13:09:06.190

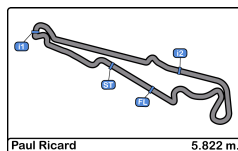


Paul Ricard
Formula Regional Championship by Alpine
Collective Test 1
Lap Analysis

Paul Ricard 5.822 m.

64 Maya WEUG							68 Niels KOOLEN								
Rookie							VAN AMERSFOORT RACING								
Lap	D	Time	Sector 1	Sector 2	Sector 3	T. Spd	Elapsed	Lap	D	Time	Sector 1	Sector 2	Sector 3	T. Spd	Elapsed
1		12:20:48.092	12:19:05.382	44.742	57.968	138.9	12:20:48.092	1		12:24:45.349 P	12:20:05.995	42.785	3:56.569	132.8	12:24:45.349
2		2:26.630 P	39.234	41.171	1:06.225	162.4	12:23:14.722	2		2:46.707	1:07.704	42.661	56.342	132.5	12:27:32.056
3		2:32.777	1:00.138	40.173	52.466	139.5	12:25:47.499	3		2:16.429	37.747	41.523	57.159	203.7	12:29:48.485
4		2:03.268	34.098	37.872	51.298	227.3	12:27:50.767	4		2:23.468	40.408	43.106	59.954	213.4	12:32:11.953
5		2:03.091	34.057	37.828	51.206	227.8	12:29:53.858	5		2:07.482	35.771	38.925	52.786	227.3	12:34:19.435
6		2:08.061	37.148	38.823	52.090	230.7	12:32:01.919	6		2:05.179	35.117	38.027	52.035	225.9	12:36:24.614
7		2:01.982	33.808	37.286	50.888	230.7	12:34:03.901	7		2:04.839	35.029	37.824	51.986	228.3	12:38:29.453
8		2:01.982	33.730	37.312	50.940	227.8	12:36:05.883	8		2:05.635	34.756	38.048	52.831	227.3	12:40:35.088
9		2:16.385 P	33.736	37.473	1:05.176	229.2	12:38:22.268	9		2:09.029	34.644	40.820	53.565	227.8	12:42:44.117
10		4:59.820	3:30.139	38.019	51.662	140.8	12:43:22.088	10		9:01.493 P	35.001	38.073	7:48.419	227.3	12:51:45.610
11		2:02.107	33.683	37.443	50.981	230.2	12:45:24.195	11		2:54.259	1:10.728	43.079	1:00.452	116.8	12:54:39.869
12		2:17.283 P	34.509	37.541	1:05.233	227.3	12:47:41.478	12		2:13.407	36.783	41.388	55.236	192.1	12:56:53.276
13		5:03.879	3:27.353	41.311	55.215	142.4	12:52:45.357	13		2:13.936	36.585	41.360	55.991	191.1	12:59:07.212
14		2:17.535	38.101	40.942	58.492	204.9	12:55:02.892	14		2:17.831	34.009	37.207	1:06.615	231.2	13:01:25.043
15		2:09.420	35.830	39.223	54.367	210.1	12:57:12.312	15		2:04.390	34.500	37.625	52.265	229.2	13:03:29.433
16		2:01.220	33.636	37.009	50.575	231.2	12:59:13.532	16		2:02.549	33.980	37.417	51.152	228.8	13:05:31.982
17		2:01.351	33.365	37.099	50.887	228.3	13:01:14.883	17		2:02.498	33.768	37.351	51.379	228.8	13:07:34.480
18		2:12.299	38.649	38.802	54.848	209.3	13:03:27.182	18		2:03.117	34.142	37.383	51.592	228.8	13:09:37.597
19		2:01.072	33.485	36.935	50.652	228.8	13:05:28.254	19		2:22.060 P	33.869	37.349	1:10.842	228.8	13:11:59.657
20		2:20.592 P	33.487	37.096	1:10.009	229.7	13:07:48.846								

65 Santiago RAMOS							73 Emerson FITTIPALDI Jr.								
Rookie							SAINTELOC RACING								
Lap	D	Time	Sector 1	Sector 2	Sector 3	T. Spd	Elapsed	Lap	D	Time	Sector 1	Sector 2	Sector 3	T. Spd	Elapsed
1		12:22:41.704 P	12:20:56.318	42.628	1:02.758	129.6	12:22:41.704	1		12:21:14.215	12:19:30.127	43.124	1:00.964	131.7	12:21:14.215
2		2:30.867	1:01.099	37.794	51.974	141.5	12:25:12.571	2		2:09.203	36.358	39.018	53.827	219.0	12:23:23.418
3		2:05.485	33.615	37.568	54.302	229.2	12:27:18.056	3		2:07.401	35.411	38.408	53.582	225.4	12:25:30.819
4		2:01.728	33.655	37.273	50.800	227.8	12:29:19.784	4		2:03.884	34.243	37.845	51.796	229.7	12:27:34.703
5		2:01.195	33.445	37.142	50.608	229.2	12:31:20.979	5		2:18.224	41.676	42.656	53.892	192.8	12:29:52.927
6		2:01.676	33.398	37.295	50.983	232.2	12:33:22.655	6		2:02.521	33.786	37.456	51.279	230.7	12:31:55.448
7		2:01.676	33.398	37.295	50.983	232.2	12:33:22.655	7		2:02.377	33.729	37.454	51.194	229.7	12:33:57.825
8		2:01.283	33.264	37.225	50.794	232.2	12:35:23.938	8		2:12.474	37.627	41.414	53.433	227.8	12:36:10.299
9		2:01.624	33.264	37.275	51.085	232.7	12:37:25.562	9		2:02.301	33.525	37.434	51.342	228.3	12:38:12.600
10		2:01.193	33.359	37.028	50.806	231.7	12:39:26.755	10		2:15.756 P	34.093	38.245	1:03.418	229.2	12:40:28.356
11		2:01.216	33.278	37.122	50.816	232.2	12:41:27.971	11		10:10.173	8:30.905	42.474	56.794	133.6	12:50:38.529
12		2:01.766	33.209	37.179	51.378	231.2	12:43:29.737	12		2:12.411	36.781	40.764	54.866	220.4	12:52:50.940
13		8:35.376 P	33.416	37.535	7:24.425	230.2	12:52:05.113	13		2:08.932	35.909	38.937	54.086	223.6	12:54:59.872
14		2:51.355	1:11.973	42.585	56.797	129.1	12:54:56.468	14		2:01.863	33.301	37.393	51.169	233.2	12:57:01.735
15		2:13.622	38.022	40.181	55.419	227.3	12:57:10.090	15		2:04.098	33.545	37.270	53.283	232.7	12:59:05.833
16		1:59.748	32.843	36.806	50.099	232.2	12:59:09.838	16		2:16.522	41.166	40.294	55.062	231.7	13:01:22.355
17		2:10.038	35.323	40.476	54.239	233.2	13:01:19.876	17		2:01.837	33.407	37.279	51.151	231.2	13:03:24.192
18		1:59.879	32.907	36.694	50.278	231.2	13:03:19.755	18		2:12.367	39.016	39.482	53.869	230.7	13:05:36.559
19		2:00.032	32.866	36.769	50.397	232.2	13:05:19.787	19		2:01.625	33.525	37.175	50.925	230.2	13:07:38.184
20		2:08.257	37.304	39.017	51.936	229.2	13:07:28.044	20		2:01.936	33.535	37.382	51.019	229.2	13:09:40.120
21		1:59.744	32.837	36.814	50.093	231.2	13:09:27.788	21		2:25.400 P	38.451	39.775	1:07.174	226.8	13:12:05.520
22		2:33.800 P	39.965	41.085	1:12.750	214.2	13:12:01.588								



Paul Ricard
Formula Regional Championship by Alpine
Collective Test 1
Lap Analysis

77

Tim TRAMNITZ

Formula Alpine 88

Matias ZAGAZETA

Formula Alpine

R-ACE GP

R-ACE GP

Lap	D	Time	Sector 1	Sector 2	Sector 3	T. Spd	Elapsed	Lap	D	Time	Sector 1	Sector 2	Sector 3	T. Spd	Elapsed
1		12:21:28.734	12:19:44.678	44.046	1:00.010	141.3	12:21:28.734	1		12:21:30.911	12:19:46.242	43.359	1:01.310	140.0	12:21:30.911
2		2:17.973	38.868	41.618	57.487	194.5	12:23:46.707	2		2:18.836	38.608	41.720	58.508	200.7	12:23:49.747
3		2:18.949	38.930	39.995	1:00.024	217.7	12:26:05.656	3		2:23.356	37.884	39.620	1:05.852	216.8	12:26:13.103
4		2:02.699	33.946	37.450	51.303	228.3	12:28:08.355	4		2:03.524	33.962	37.920	51.642	227.3	12:28:16.627
5		2:01.837	33.752	37.150	50.935	228.3	12:30:10.192	5		2:02.877	33.925	37.545	51.407	227.8	12:30:19.504
6		2:15.911	37.658	39.344	58.909	230.2	12:32:26.103	6		2:18.182	39.578	42.725	55.879	227.3	12:32:37.686
7		2:00.589	33.249	36.909	50.431	229.7	12:34:26.692	7		2:02.105	33.716	37.389	51.000	227.8	12:34:39.791
8		2:15.619	37.494	41.467	56.658	225.0	12:36:42.311	8		2:13.485	38.288	41.137	54.060	228.3	12:36:53.276
9		2:01.126	33.291	37.218	50.617	228.8	12:38:43.437	9		2:01.900	33.635	37.245	51.020	226.8	12:38:55.176
10		2:09.536 P	33.369	36.956	59.211	229.7	12:40:52.973	10		2:25.571 P	37.198	39.335	1:09.038	227.3	12:41:20.747
11		10:55.854	9:11.196	44.448	1:00.210	136.7	12:51:48.827	11		10:35.815	8:53.588	43.488	58.739	93.8	12:51:56.562
12		2:16.105	37.946	42.294	55.865	197.4	12:54:04.932	12		2:17.072	38.544	41.815	56.713	199.6	12:54:13.634
13		2:17.889	39.134	39.407	59.348	217.3	12:56:22.821	13		2:17.505	38.267	39.838	59.400	208.8	12:56:31.139
14		2:05.399	33.115	37.192	55.092	230.7	12:58:28.220	14		2:01.664	33.343	37.402	50.919	230.2	12:58:32.803
15		2:00.237	33.118	36.827	50.292	232.2	13:00:28.457	15		2:16.813	33.462	43.114	1:00.237	228.8	13:00:49.616
16		2:09.998	37.374	40.032	52.592	232.2	13:02:38.455	16		2:01.686	33.369	37.203	51.114	229.7	13:02:51.302
17		2:00.285	33.117	36.852	50.316	229.7	13:04:38.740	17		2:01.431	33.501	37.013	50.917	229.7	13:04:52.733
18		2:00.488	33.097	36.969	50.422	230.7	13:06:39.228	18		2:21.187	39.395	39.210	1:02.582	228.8	13:07:13.920
19		2:18.212 P	33.197	38.363	1:06.652	228.8	13:08:57.440	19		2:01.003	33.277	37.144	50.582	228.3	13:09:14.923
20		2:15.825 P	36.190	37.349	1:02.286	227.8	13:11:30.748								

85

Macéo CAPIETTO

Formula Alpine

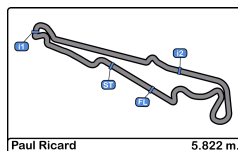
RPM

99

Giovanni MASCHIO

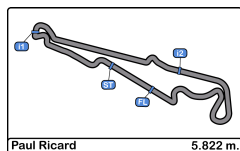
Formula Alpine

Lap	D	Time	Sector 1	Sector 2	Sector 3	T. Spd	Elapsed	Lap	D	Time	Sector 1	Sector 2	Sector 3	T. Spd	Elapsed
1		12:22:45.185 P	12:20:53.262	46.053	1:05.870	106.1	12:22:45.185	1		12:21:04.557 P	12:19:13.087	41.092	1:10.378	138.9	12:21:04.557
2		2:38.131	1:08.484	38.083	51.564	141.7	12:25:23.316	2		5:24.697	3:41.978	42.844	59.875	144.9	12:26:29.254
3		2:02.709	33.668	37.624	51.417	229.2	12:27:26.025	3		2:09.540	34.116	38.102	57.322	228.3	12:28:38.794
4		2:01.869	33.604	37.335	50.930	227.8	12:29:27.894	4		2:04.105	34.161	37.647	52.297	227.3	12:30:42.899
5		2:01.516	33.489	37.310	50.717	228.8	12:31:29.410	5		2:15.432	34.873	38.232	1:02.327	230.2	12:32:58.331
6		2:03.097	33.384	37.143	52.570	229.7	12:33:32.507	6		2:04.028	33.933	37.920	52.175	230.7	12:35:02.359
7		2:04.137	35.685	37.667	50.785	228.8	12:35:36.644	7		2:12.375 P	33.973	38.210	1:00.192	226.8	12:37:14.734
8		2:07.600	33.286	37.363	56.951	230.7	12:37:44.244	8		15:33.802	14:03.704	37.575	52.523	140.0	12:52:48.536
9		2:01.361	33.515	37.119	50.727	232.2	12:39:45.605	9		2:05.268	34.250	38.670	52.348	227.8	12:54:53.804
10		2:05.834	33.542	37.301	54.991	231.2	12:41:51.439	10		2:04.368	34.213	38.087	52.068	231.7	12:56:58.172
11		2:11.404	33.436	37.085	1:00.883	230.7	12:44:02.843	11		2:03.488	33.876	37.804	51.808	229.7	12:59:01.660
12		2:01.137	33.454	37.003	50.680	230.7	12:46:03.980	12		2:32.651 P	33.944	47.936	1:10.771	229.7	13:01:34.311
13		7:23.634 P	33.286	36.999	6:13.349	230.7	12:53:27.614	13		6:23.491	4:50.314	37.852	55.325	140.9	13:07:57.802
14		2:48.041	1:09.056	40.371	58.614	145.1	12:56:15.655	14		2:05.162	34.894	38.087	52.181	226.8	13:10:02.964
15		2:08.048	36.142	38.828	53.078	223.1	12:58:23.703	15		2:25.690 P	34.359	37.953	1:13.378	228.3	13:12:28.654
16		2:03.310	32.912	37.436	52.962	231.2	13:00:27.013								
17		2:17.484	35.079	44.899	57.506	231.7	13:02:44.497								
18		2:00.106	32.982	36.744	50.380	230.7	13:04:44.603								
19		2:14.490	34.967	45.685	53.838	231.2	13:06:59.093								
20		2:00.287	33.093	36.818	50.376	231.7	13:08:59.380								
21		2:15.537 P	33.115	37.084	1:05.338	228.8	13:11:14.917								



Paul Ricard
Formula Regional Championship by Alpine
Collective Test 1
Best Sectors Results

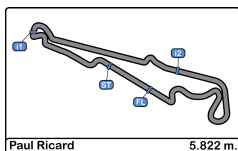
Sector - 1			Sector - 2			Sector - 3			Ideal Lap vs Best Lap						
Clas	Nº	Driver	Time	Nº	Driver	Time	Nº	Driver	Time	Clas	Nº	Driver	Ideal Lap	Best Lap	Clas
1	65	Santiago RAMOS	32.837	27	Kas HAVERKORT	36.605	65	Santiago RAMOS	50.093	1	65	Santiago RAMOS	1:59.624	1:59.744	1
2	85	Macéo CAPIETTO	32.912	8	Rafael CAMARA	36.629	27	Kas HAVERKORT	50.180	2	27	Kas HAVERKORT	1:59.883	2:00.080	2
3	8	Rafael CAMARA	32.954	65	Santiago RAMOS	36.694	77	Tim TRAMNITZ	50.292	3	8	Rafael CAMARA	1:59.906	2:00.311	5
4	19	Esteban MASSON	33.031	85	Macéo CAPIETTO	36.744	15	Sami MEGUETOUNIF	50.303	4	85	Macéo CAPIETTO	2:00.032	2:00.106	3
5	15	Sami MEGUETOUNIF	33.061	77	Tim TRAMNITZ	36.827	8	Rafael CAMARA	50.323	5	77	Tim TRAMNITZ	2:00.216	2:00.237	4
6	26	Victor BERNIER	33.084	26	Victor BERNIER	36.829	26	Victor BERNIER	50.349	6	15	Sami MEGUETOUNIF	2:00.239	2:00.383	7
7	77	Tim TRAMNITZ	33.097	34	Martinius STENSHORNE	36.830	85	Macéo CAPIETTO	50.376	7	26	Victor BERNIER	2:00.262	2:00.344	6
8	27	Kas HAVERKORT	33.098	15	Sami MEGUETOUNIF	36.875	34	Martinius STENSHORNE	50.407	8	34	Martinius STENSHORNE	2:00.338	2:00.541	8
9	34	Martinius STENSHORNE	33.101	12	Andrea Kimi ANTONELLI	36.883	10	Joshua DURKSEN	50.441	9	12	Andrea Kimi ANTONELLI	2:00.540	2:00.554	9
10	43	Owen	33.105	3	Alessandro GIUSTI	36.914	43	Owen	50.487	10	3	Alessandro GIUSTI	2:00.556	2:00.556	10
11	5	Tom LEBBON	33.112	64	Maya WEUG	36.935	3	Alessandro GIUSTI	50.492	11	19	Esteban MASSON	2:00.629	2:00.629	11
12	12	Andrea Kimi ANTONELLI	33.114	25	Marcus AMAND	36.946	18	Laurens VAN HOEPEN	50.498	12	43	Owen	2:00.634	2:01.011	18
13	3	Alessandro GIUSTI	33.150	47	Nikhil BOHRA	36.957	12	Andrea Kimi ANTONELLI	50.543	13	10	Joshua DURKSEN	2:00.655	2:00.687	12
14	25	Marcus AMAND	33.186	18	Laurens VAN HOEPEN	36.958	19	Esteban MASSON	50.553	14	18	Laurens VAN HOEPEN	2:00.668	2:00.763	14
15	30	Michael BELOV	33.193	10	Joshua DURKSEN	36.961	64	Maya WEUG	50.575	15	5	Tom LEBBON	2:00.729	2:00.873	15
16	7	Lorenzo FLUXA	33.200	30	Michael BELOV	36.967	88	Matias ZAGAZETA	50.582	16	47	Nikhil BOHRA	2:00.756	2:00.756	13
17	4	Roman BILINSKI	33.204	88	Matias ZAGAZETA	37.013	47	Nikhil BOHRA	50.588	17	30	Michael BELOV	2:00.820	2:01.105	20
18	47	Nikhil BOHRA	33.211	5	Tom LEBBON	37.017	5	Tom LEBBON	50.600	18	88	Matias ZAGAZETA	2:00.872	2:01.003	17
19	18	Laurens VAN HOEPEN	33.212	43	Owen	37.042	4	Roman BILINSKI	50.655	19	64	Maya WEUG	2:00.875	2:01.072	19
20	10	Joshua DURKSEN	33.253	4	Roman BILINSKI	37.043	30	Michael BELOV	50.660	20	4	Roman BILINSKI	2:00.902	2:00.961	16
21	33	Lucas MEDINA	33.261	19	Esteban MASSON	37.045	11	Levente REVESZ	50.660	21	7	Lorenzo FLUXA	2:01.040	2:01.199	22
22	9	Charlie WURZ	33.266	7	Lorenzo FLUXA	37.080	9	Charlie WURZ	50.731	22	25	Marcus AMAND	2:01.089	2:01.180	21
23	88	Matias ZAGAZETA	33.277	21	Kirill SMAL	37.122	7	Lorenzo FLUXA	50.760	23	9	Charlie WURZ	2:01.185	2:01.260	23
24	73	Emerson FITTIPALDI Jr.	33.301	73	Emerson FITTIPALDI Jr.	37.175	73	Emerson FITTIPALDI Jr.	50.925	24	11	Levente REVESZ	2:01.343	2:01.470	25
25	64	Maya WEUG	33.365	9	Charlie WURZ	37.188	21	Kirill SMAL	50.956	25	73	Emerson FITTIPALDI Jr.	2:01.401	2:01.625	26
26	21	Kirill SMAL	33.374	11	Levente REVESZ	37.206	25	Marcus AMAND	50.957	26	21	Kirill SMAL	2:01.452	2:01.452	24
27	11	Levente REVESZ	33.477	68	Niels KOOLEN	37.207	33	Lucas MEDINA	50.959	27	33	Lucas MEDINA	2:01.575	2:01.643	27
28	28	Pierre - Alexandre PROVOST	33.479	28	Pierre - Alexandre PROVOST	37.288	68	Niels KOOLEN	51.152	28	28	Pierre - Alexandre PROVOST	2:01.957	2:02.166	28
29	29	Enzo SCIONTI	33.554	13	Joshua DUFEK	37.331	28	Pierre - Alexandre PROVOST	51.190	29	68	Niels KOOLEN	2:02.127	2:02.498	29
30	13	Joshua DUFEK	33.766	33	Lucas MEDINA	37.355	13	Joshua DUFEK	51.393	30	29	Enzo SCIONTI	2:02.468	2:02.649	31
31	68	Niels KOOLEN	33.768	29	Enzo SCIONTI	37.456	29	Enzo SCIONTI	51.458	31	13	Joshua DUFEK	2:02.490	2:02.561	30
32	99	Giovanni MASCHIO	33.876	99	Giovanni MASCHIO	37.575	23	Ivan KLYMENKO	51.556	32	23	Ivan KLYMENKO	2:03.120	2:03.120	32
33	23	Ivan KLYMENKO	33.976	23	Ivan KLYMENKO	37.588	99	Giovanni MASCHIO	51.808	33	99	Giovanni MASCHIO	2:03.259	2:03.488	33



Paul Ricard
Formula Regional Championship by Alpine
Collective Test 1
Best 5 Lap Times

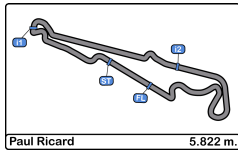
Paul Ricard 5,822 m.

Cls	N°	Driver	Nat	Cat	Cls	Team	Nat	Vehicle	Best 1		Best 2		Best 3		Best 4		Best 5	
									Time	Lap	Time	Lap	Time	Lap	Time	Lap	Time	Lap
1	65	Santiago RAMOS	MEX			RPM	ITA	Formula Alpine	1:59.744	20	1:59.748	15	1:59.879	17	2:00.032	18	2:01.193	9
2	27	Kas HAVERKORT	NLD			VAN AMERSFOORT	NLD	Formula Alpine	2:00.080	18	2:00.098	14	2:00.122	16	2:03.281	9	2:03.366	8
3	85	Macéo CAPIETTO	FRA			RPM	ITA	Formula Alpine	2:00.106	18	2:00.287	20	2:01.137	12	2:01.361	9	2:01.516	5
4	77	Tim TRAMNITZ	DEU			R-ACE GP	FRA	Formula Alpine	2:00.237	15	2:00.285	17	2:00.488	18	2:00.589	7	2:01.126	9
5	8	Rafael CAMARA	BRA			PREMA RACING	ITA	Formula Alpine	2:00.311	16	2:00.328	12	2:00.693	7	2:00.839	5	2:01.436	4
6	26	Victor BERNIER	FRA			MP MOTORSPORT	NLD	Formula Alpine	2:00.344	14	2:00.732	16	2:01.400	6	2:01.913	4	2:01.959	8
7	15	Sami	FRA			MP MOTORSPORT	NLD	Formula Alpine	2:00.383	15	2:00.551	13	2:01.354	6	2:01.911	4	2:03.675	8
8	34	Martinius	NOR	R	1	R-ACE GP	FRA	Formula Alpine	2:00.541	18	2:00.856	15	2:00.938	17	2:01.101	13	2:01.438	7
9	12	Andrea Kimi	ITA			PREMA RACING	ITA	Formula Alpine	2:00.554	17	2:00.866	14	2:00.868	15	2:01.117	9	2:01.345	7
10	3	Alessandro GIUSTI	FRA	R	2	G4 RACING	CHE	Formula Alpine	2:00.556	15	2:01.005	13	2:01.133	16	2:01.563	8	2:02.551	5
11	19	Esteban MASSON	FRA			SAINTELOC RACING	FRA	Formula Alpine	2:00.629	15	2:00.851	20	2:00.894	19	2:01.092	14	2:01.551	7
12	10	Joshua DURKSEN	GBR			ARDEN	GBR	Formula Alpine	2:00.687	19	2:00.877	15	2:01.166	16	2:01.307	13	2:01.606	6
13	47	Nikhil BOHRA	USA			TRIDENT	ITA	Formula Alpine	2:00.756	18	2:01.188	9	2:01.252	10	2:01.396	11	2:01.401	8
14	18	Laurens VAN	NLD			ART GRAND PRIX	FRA	Formula Alpine	2:00.763	17	2:00.808	20	2:00.887	16	2:01.377	7	2:01.432	10
15	5	Tom LEBBON	GBR	R	3	ARDEN	GBR	Formula Alpine	2:00.873	16	2:01.039	14	2:01.166	9	2:01.456	7	2:02.153	4
16	4	Roman BILINSKI	POL			TRIDENT	ITA	Formula Alpine	2:00.961	19	2:01.323	15	2:01.693	10	2:01.825	8	2:01.990	11
17	88	Matias ZAGAZETA	PER			R-ACE GP	FRA	Formula Alpine	2:01.003	19	2:01.431	17	2:01.664	14	2:01.686	16	2:01.900	9
18	43	Owen	FRA			TRIDENT	ITA	Formula Alpine	2:01.011	19	2:01.221	18	2:01.228	17	2:01.530	10	2:01.623	15
19	64	Maya WEUG	NLD	R	4	KIC MOTORSPORT	FIN	Formula Alpine	2:01.072	19	2:01.220	16	2:01.351	17	2:01.982	7	2:01.982	8
20	30	Michael BELOV	RUS			G4 RACING	CHE	Formula Alpine	2:01.105	16	2:01.207	20	2:01.304	18	2:01.524	15	2:01.650	12
21	25	Marcus AMAND	FRA	R	5	ART GRAND PRIX	FRA	Formula Alpine	2:01.180	14	2:01.232	17	2:02.246	7	2:02.699	5	2:04.542	4
22	7	Lorenzo FLUXA	ESP			PREMA RACING	ITA	Formula Alpine	2:01.199	14	2:01.286	16	2:01.643	9	2:01.804	7	2:02.326	5
23	9	Charlie WURZ	AUT			ART GRAND PRIX	FRA	Formula Alpine	2:01.260	17	2:01.349	14	2:01.461	18	2:01.655	15	2:02.101	9
24	21	Kirill SMAL	RUS	R	6	MONOLITE RACING	ITA	Formula Alpine	2:01.452	11	2:02.161	14	2:02.477	9	2:02.633	7	2:02.739	8
25	11	Levente REVESZ	HUN			ARDEN	GBR	Formula Alpine	2:01.470	19	2:01.538	15	2:01.550	17	2:02.265	14	2:02.642	7
26	73	Emerson	BRA	R	7	SAINTELOC RACING	FRA	Formula Alpine	2:01.625	19	2:01.837	17	2:01.863	14	2:01.936	20	2:02.301	9
27	33	Lucas MEDINA	COL	R	8	SAINTELOC RACING	FRA	Formula Alpine	2:01.643	14	2:02.785	9	2:03.287	7	2:03.299	6	2:05.826	4
28	28	Pierre - Alexandre	LUX	R	9	G4 RACING	CHE	Formula Alpine	2:02.166	13	2:02.416	14	2:03.456	5	2:03.509	8	2:06.006	16
29	68	Niels KOOLEN	NLD			VAN AMERSFOORT	NLD	Formula Alpine	2:02.498	17	2:02.549	16	2:03.117	18	2:04.390	15	2:04.839	7
30	13	Joshua DUFEK	CHE			VAN AMERSFOORT	NLD	Formula Alpine	2:02.561	5	2:13.955	6	3:03.655	2				
31	29	Enzo SCIONTI	USA			MONOLITE RACING	ITA	Formula Alpine	2:02.649	15	2:02.678	12	2:02.689	16	2:03.101	5	2:03.116	14
32	23	Ivan KLYMENKO	UKR	R	10	KIC MOTORSPORT	FIN	Formula Alpine	2:03.120	17	2:03.366	16	2:03.424	20	2:03.680	19	2:04.587	11
33	99	Giovanni MASCHIO	ITA			MONOLITE RACING	ITA	Formula Alpine	2:03.488	11	2:04.028	6	2:04.105	4	2:04.368	10	2:05.162	14



























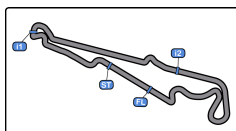
Paul Ricard
Formula Regional Championship by Alpine
Collective Test 1
Best 5 Top Speeds

Clas	Nº	Driver	Nat	Cat	Cls	Team	Nat	Vehicle	Top 1		Top 2		Top 3		Top 4		Top 5		Avg
									Km/h	Lap	Km/h	Lap	Km/h	Lap	Km/h	Lap	Km/h	Lap	
1	3	Alessandro GIUSTI		R	1	G4 RACING		Formula Alpine	233.7	7	233.7	13	233.2	8	232.7	5	232.7	9	233.2
2	5	Tom LEBBON		R	2	ARDEN		Formula Alpine	233.2	14	232.7	15	231.7	17	231.2	10	231.2	18	232.0
3	8	Rafael CAMARA				PREMA RACING		Formula Alpine	233.2	17	232.2	13	231.7	12	231.7	15	230.7	5	231.9
4	65	Santiago RAMOS				RPM		Formula Alpine	233.2	16	232.7	8	232.2	6	232.2	7	232.2	10	232.5
5	73	Emerson FITTIPALDI		R	3	SAINTELOC RACING		Formula Alpine	233.2	14	232.7	15	231.7	16	231.2	17	230.7	6	231.9
6	10	Joshua DURKSEN				ARDEN		Formula Alpine	232.7	14	231.7	9	231.7	15	231.2	19	230.7	6	231.6
7	43	Owen				TRIDENT		Formula Alpine	232.7	10	232.2	18	230.2	5	230.2	8	230.2	9	231.1
8	47	Nikhil BOHRA				TRIDENT		Formula Alpine	232.7	11	231.7	12	231.2	16	231.2	19	230.7	15	231.5
9	21	Kirill SMAL		R	4	MONOLITE RACING		Formula Alpine	232.2	11	230.7	12	230.7	14	230.2	15	229.7	9	230.7
10	27	Kas HAVERKORT				VAN AMERSFOORT		Formula Alpine	232.2	14	232.2	15	230.7	16	230.2	5	230.2	7	231.1
11	30	Michael BELOV				G4 RACING		Formula Alpine	232.2	15	230.2	16	229.2	14	228.8	7	228.8	13	229.8
12	33	Lucas MEDINA		R	5	SAINTELOC RACING		Formula Alpine	232.2	9	231.2	14	230.2	15	229.7	6	229.2	10	230.5
13	34	Martinius		R	6	R-ACE GP		Formula Alpine	232.2	13	231.2	14	230.7	6	230.2	7	230.2	18	230.9
14	77	Tim TRAMNITZ				R-ACE GP		Formula Alpine	232.2	15	232.2	16	230.7	14	230.7	18	230.2	6	231.2
15	85	Macéo CAPIETTO				RPM		Formula Alpine	232.2	9	231.7	17	231.7	20	231.2	10	231.2	16	231.6
16	15	Sami				MP MOTORSPORT		Formula Alpine	231.7	12	231.7	13	230.2	6	230.2	15	229.7	17	230.7
17	18	Laurens VAN				ART GRAND PRIX		Formula Alpine	231.7	17	230.7	19	230.7	20	229.7	5	229.7	7	230.5
18	99	Giovanni MASCHIO				MONOLITE RACING		Formula Alpine	231.7	10	230.7	6	230.2	5	229.7	11	229.7	12	230.4
19	7	Lorenzo FLUXA				PREMA RACING		Formula Alpine	231.2	15	230.7	14	230.2	10	229.7	7	229.2	9	230.2
20	9	Charlie WURZ				ART GRAND PRIX		Formula Alpine	231.2	9	231.2	15	230.2	10	230.2	14	230.2	18	230.6
21	64	Maya WEUG		R	7	KIC MOTORSPORT		Formula Alpine	231.2	16	230.7	6	230.7	7	230.2	11	229.7	20	230.5
22	68	Niels KOOLEN				VAN AMERSFOORT		Formula Alpine	231.2	14	229.2	15	228.8	16	228.8	17	228.8	18	229.4
23	12	Andrea Kimi				PREMA RACING		Formula Alpine	230.7	15	229.7	6	229.7	10	229.7	14	229.7	18	229.9
24	19	Esteban MASSON				SAINTELOC RACING		Formula Alpine	230.7	15	229.2	7	229.2	16	228.8	9	228.8	17	229.3
25	26	Victor BERNIER				MP MOTORSPORT		Formula Alpine	230.7	9	230.7	14	230.2	6	230.2	16	229.2	17	230.2
26	29	Enzo SCIONTI				MONOLITE RACING		Formula Alpine	230.7	12	229.7	5	229.7	11	229.7	16	229.2	8	229.8
27	25	Marcus AMAND		R	8	ART GRAND PRIX		Formula Alpine	230.2	6	230.2	9	230.2	10	230.2	15	230.2	17	230.2
28	28	Pierre - Alexandre		R	9	G4 RACING		Formula Alpine	230.2	17	228.8	13	228.3	14	228.3	15	228.3	16	228.8
29	88	Matias ZAGAZETA				R-ACE GP		Formula Alpine	230.2	14	229.7	16	229.7	17	228.8	15	228.8	18	229.4
30	4	Roman BILINSKI				TRIDENT		Formula Alpine	229.7	7	229.2	16	228.8	5	228.8	9	228.8	15	229.1
31	11	Levente REVESZ				ARDEN		Formula Alpine	228.8	7	228.8	15	228.3	14	228.3	18	227.8	17	228.4
32	23	Ivan KLYMENKO		R	10	KIC MOTORSPORT		Formula Alpine	228.8	16	228.3	10	227.8	17	226.8	12	226.8	19	227.7
33	13	Joshua DUFEK				VAN AMERSFOORT		Formula Alpine	227.8	6	226.8	5	221.7	4	189.8	3	62.0	2	185.6



Paul Ricard
Formula Regional Championship by Alpine
Collective Test 1
Fastest Laps Sequence

Lap	Time of Day	Session Time	N° Driver	Nat	Cat	Team	Nat	Vehicle	Time	Km/h
2	12:23:14.722	5:14.722	64 Maya WEUG		NLD	R KIC MOTORSPORT		Formula Alpine	2:26.630	142.9
2	12:23:15.538	5:15.538	19 Esteban MASSON		FRA	SAINTELOC RACING		Formula Alpine	2:09.108	162.3
3	12:25:30.819	7:30.819	73 Emerson FITTIPALDI		BRA	R SAINTELOC RACING		Formula Alpine	2:07.401	164.5
3	12:26:28.122	8:28.122	15 Sami		FRA	MP MOTORSPORT		Formula Alpine	2:04.533	168.3
3	12:26:33.819	8:33.819	26 Victor BERNIER		FRA	MP MOTORSPORT		Formula Alpine	2:02.126	171.6
4	12:28:30.033	10:30.033	15 Sami		FRA	MP MOTORSPORT		Formula Alpine	2:01.911	171.9
4	12:29:11.961	11:11.961	8 Rafael CAMARA		BRA	PREMA RACING		Formula Alpine	2:01.436	172.5
5	12:31:12.800	13:12.800	8 Rafael CAMARA		BRA	PREMA RACING		Formula Alpine	2:00.839	173.4
7	12:34:26.692	16:26.692	77 Tim TRAMNITZ		DEU	R-ACE GP		Formula Alpine	2:00.589	173.8
13	12:58:02.843	40:02.843	15 Sami		FRA	MP MOTORSPORT		Formula Alpine	2:00.551	173.8
12	12:58:40.657	40:40.657	8 Rafael CAMARA		BRA	PREMA RACING		Formula Alpine	2:00.328	174.1
15	12:59:09.838	41:09.838	65 Santiago RAMOS		MEX	RPM		Formula Alpine	1:59.748	175.0
20	13:09:27.788	51:27.788	65 Santiago RAMOS		MEX	RPM		Formula Alpine	1:59.744	175.0



Paul Ricard

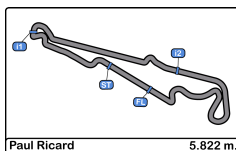
Formula Regional Championship by Alpine

Collective Test 1

Event Best Maximum Speed

Paul Ricard 5,822 m.

N°	Driver	Nat	Cat	Clas	Team	Nat	Vehicle	Km/h	Session
3	Alessandro GIUSTI		R	1	G4 RACING		Formula Alpine	233.7	Collective Test 1
73	Emerson FITTIPALDI		R	2	SAINTELOC RACING		Formula Alpine	233.2	Collective Test 1
5	Tom LEBBON		R	3	ARDEN		Formula Alpine	233.2	Collective Test 1
65	Santiago RAMOS				RPM		Formula Alpine	233.2	Collective Test 1
8	Rafael CAMARA				PREMA RACING		Formula Alpine	233.2	Collective Test 1
43	Owen				TRIDENT		Formula Alpine	232.7	Collective Test 1
47	Nikhil BOHRA				TRIDENT		Formula Alpine	232.7	Collective Test 1
10	Joshua DURKSEN				ARDEN		Formula Alpine	232.7	Collective Test 1
33	Lucas MEDINA		R	4	SAINTELOC RACING		Formula Alpine	232.2	Collective Test 1
85	Macéo CAPIETTO				RPM		Formula Alpine	232.2	Collective Test 1
34	Martinius		R	5	R-ACE GP		Formula Alpine	232.2	Collective Test 1
30	Michael BELOV				G4 RACING		Formula Alpine	232.2	Collective Test 1
21	Kirill SMAL		R	6	MONOLITE RACING		Formula Alpine	232.2	Collective Test 1
27	Kas HAVERKORT				VAN AMERSFOORT		Formula Alpine	232.2	Collective Test 1
77	Tim TRAMNITZ				R-ACE GP		Formula Alpine	232.2	Collective Test 1
15	Sami				MP MOTORSPORT		Formula Alpine	231.7	Collective Test 1
99	Giovanni MASCHIO				MONOLITE RACING		Formula Alpine	231.7	Collective Test 1
18	Laurens VAN				ART GRAND PRIX		Formula Alpine	231.7	Collective Test 1
9	Charlie WURZ				ART GRAND PRIX		Formula Alpine	231.2	Collective Test 1
64	Maya WEUG		R	7	KIC MOTORSPORT		Formula Alpine	231.2	Collective Test 1
68	Niels KOOLEN				VAN AMERSFOORT		Formula Alpine	231.2	Collective Test 1
7	Lorenzo FLUXA				PREMA RACING		Formula Alpine	231.2	Collective Test 1
26	Victor BERNIER				MP MOTORSPORT		Formula Alpine	230.7	Collective Test 1
19	Esteban MASSON				SAINTELOC RACING		Formula Alpine	230.7	Collective Test 1
29	Enzo SCIONTI				MONOLITE RACING		Formula Alpine	230.7	Collective Test 1
12	Andrea Kimi				PREMA RACING		Formula Alpine	230.7	Collective Test 1
25	Marcus AMAND		R	8	ART GRAND PRIX		Formula Alpine	230.2	Collective Test 1
88	Matias ZAGAZETA				R-ACE GP		Formula Alpine	230.2	Collective Test 1
28	Pierre - Alexandre		R	9	G4 RACING		Formula Alpine	230.2	Collective Test 1
4	Roman BILINSKI				TRIDENT		Formula Alpine	229.7	Collective Test 1
11	Levente REVESZ				ARDEN		Formula Alpine	228.8	Collective Test 1
23	Ivan KLYMENKO		R	10	KIC MOTORSPORT		Formula Alpine	228.8	Collective Test 1
13	Joshua DUFEK				VAN AMERSFOORT		Formula Alpine	227.8	Collective Test 1



Paul Ricard
Formula Regional Championship by Alpine
Collective Test 1
Pit Stop Analysis

Paul Ricard 5.822 m.

3 Alessandro GIUSTI Formula Alpine
Rookie G4 RACING

N°	In Day Time	In Time	Out Time	Pit Time	T. Pit Time	Handicap	Diff.
1	12:20:57.610	12:20:57.610	12:24:46.271	3:48.661	3:48.661		
2	12:41:38.409	12:41:38.409	12:49:07.839	7:29.430	11:18.091		

4 Roman BILINSKI Formula Alpine
TRIDENT

N°	In Day Time	In Time	Out Time	Pit Time	T. Pit Time	Handicap	Diff.
1	12:24:20.109	12:24:20.109	12:27:20.786	3:00.677	3:00.677		
2	12:47:51.903	12:47:51.903	12:54:10.653	6:18.750	9:19.427		

5 Tom LEBBON Formula Alpine
Rookie ARDEN

N°	In Day Time	In Time	Out Time	Pit Time	T. Pit Time	Handicap	Diff.
1	12:41:23.053	12:41:23.053	12:49:55.805	8:32.752	8:32.752		

7 Lorenzo FLUXA Formula Alpine
PREMA RACING

N°	In Day Time	In Time	Out Time	Pit Time	T. Pit Time	Handicap	Diff.
1	12:41:04.235	12:41:04.235	12:50:11.147	9:06.912	9:06.912		

8 Rafael CAMARA Formula Alpine
PREMA RACING

N°	In Day Time	In Time	Out Time	Pit Time	T. Pit Time	Handicap	Diff.
1	12:37:35.820	12:37:35.820	12:49:38.688	12:02.868	12:02.868		

9 Charlie WURZ Formula Alpine
ART GRAND PRIX

N°	In Day Time	In Time	Out Time	Pit Time	T. Pit Time	Handicap	Diff.
1	12:40:58.245	12:40:58.245	12:51:24.771	10:26.526	10:26.526		

10 Joshua DURKSEN Formula Alpine
ARDEN

N°	In Day Time	In Time	Out Time	Pit Time	T. Pit Time	Handicap	Diff.
1	12:41:27.718	12:41:27.718	12:49:34.685	8:06.967	8:06.967		

11 Levente REVESZ Formula Alpine
ARDEN

N°	In Day Time	In Time	Out Time	Pit Time	T. Pit Time	Handicap	Diff.
1	12:43:23.774	12:43:23.774	12:51:39.154	8:15.380	8:15.380		

12 Andrea Kimi ANTONELLI Formula Alpine
PREMA RACING

N°	In Day Time	In Time	Out Time	Pit Time	T. Pit Time	Handicap	Diff.
1	12:41:57.332	12:41:57.332	12:48:58.638	7:01.306	7:01.306		

15 Sami MEGUETOUNIF Formula Alpine
MP MOTORSPORT

N°	In Day Time	In Time	Out Time	Pit Time	T. Pit Time	Handicap	Diff.
1	12:39:26.358	12:39:26.358	12:49:22.539	9:56.181	9:56.181		

18 Laurens VAN HOEPEN Formula Alpine
ART GRAND PRIX

N°	In Day Time	In Time	Out Time	Pit Time	T. Pit Time	Handicap	Diff.
1	12:43:06.692	12:43:06.692	12:51:08.365	8:01.673	8:01.673		

19 Esteban MASSON Formula Alpine
SAINTELOC RACING

N°	In Day Time	In Time	Out Time	Pit Time	T. Pit Time	Handicap	Diff.
1	12:40:07.243	12:40:07.243	12:46:46.546	6:39.303	6:39.303		

21 Kirill SMAL Formula Alpine
Rookie MONOLITE RACING

N°	In Day Time	In Time	Out Time	Pit Time	T. Pit Time	Handicap	Diff.
1	12:35:51.355	12:35:51.355	12:38:16.522	2:25.167	2:25.167		
2	13:01:30.986	13:01:30.986	13:03:34.937	2:03.951	4:29.118		

23 Ivan KLYMENKO Formula Alpine
Rookie KIC MOTORSPORT

N°	In Day Time	In Time	Out Time	Pit Time	T. Pit Time	Handicap	Diff.
1	12:23:22.228	12:23:22.228	12:23:51.058	28.830	28.830		
2	12:45:44.886	12:45:44.886	12:50:21.924	4:37.038	5:05.868		

25 Marcus AMAND Formula Alpine
Rookie ART GRAND PRIX

N°	In Day Time	In Time	Out Time	Pit Time	T. Pit Time	Handicap	Diff.
1	12:41:11.771	12:41:11.771	12:51:17.234	10:05.463	10:05.463		

26 Victor BERNIER Formula Alpine
MP MOTORSPORT

N°	In Day Time	In Time	Out Time	Pit Time	T. Pit Time	Handicap	Diff.
1	12:39:21.075	12:39:21.075	12:49:17.537	9:56.462	9:56.462		

27 Kas HAVERKORT Formula Alpine
VAN AMERSFOORT RACING

N°	In Day Time	In Time	Out Time	Pit Time	T. Pit Time	Handicap	Diff.
1	12:21:44.500	12:21:44.500	12:25:30.392	3:45.892	3:45.892		
2	12:45:22.337	12:45:22.337	12:51:31.781	6:09.444	9:55.336		

28 Pierre - Alexandre PROVOST Formula Alpine
Rookie G4 RACING

N°	In Day Time	In Time	Out Time	Pit Time	T. Pit Time	Handicap	Diff.
1	12:25:05.291	12:25:05.291	12:27:47.343	2:42.052	2:42.052		
2	12:38:34.577	12:38:34.577	12:42:02.591	3:28.014	6:10.066		
3	12:50:41.589	12:50:41.589	12:54:21.996	3:40.407	9:50.473		

29 Enzo SCIONTI Formula Alpine
MONOLITE RACING

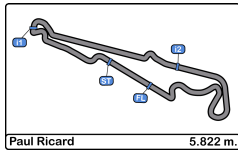
N°	In Day Time	In Time	Out Time	Pit Time	T. Pit Time	Handicap	Diff.
1	12:39:57.840	12:39:57.840	12:49:16.171	9:18.331	9:18.331		

30 Michael BELOV Formula Alpine
G4 RACING

N°	In Day Time	In Time	Out Time	Pit Time	T. Pit Time	Handicap	Diff.
1	12:21:21.289	12:21:21.289	12:24:36.179	3:14.890	3:14.890		
2	12:41:45.178	12:41:45.178	12:45:25.384	3:40.206	6:55.096		

33 Lucas MEDINA Formula Alpine
Rookie SAINTELOC RACING

N°	In Day Time	In Time	Out Time	Pit Time	T. Pit Time	Handicap	Diff.
1	12:41:34.230	12:41:34.230	12:50:03.627	8:29.397	8:29.397		



Paul Ricard
Formula Regional Championship by Alpine
Collective Test 1
Pit Stop Analysis

34 Martinius STENSHORNE Formula Alpine
 Rookie R-ACE GP

Nº	In Day Time	In Time	Out Time	Pit Time	T. Pit Time	Handicap	Diff.
1	12:38:40.836	12:38:40.836	12:49:30.245	10:49.409	10:49.409		

43 Owen TANGAVELOU Formula Alpine
 TRIDENT

Nº	In Day Time	In Time	Out Time	Pit Time	T. Pit Time	Handicap	Diff.
1	12:24:18.548	12:24:18.548	12:27:29.038	3:10.490	3:10.490		
2	12:48:01.121	12:48:01.121	12:55:00.612	6:59.491	10:09.981		

47 Nikhil BOHRA Formula Alpine
 TRIDENT

Nº	In Day Time	In Time	Out Time	Pit Time	T. Pit Time	Handicap	Diff.
1	12:24:21.726	12:24:21.726	12:27:36.347	3:14.621	3:14.621		
2	12:48:04.962	12:48:04.962	12:53:50.895	5:45.933	9:00.554		

64 Maya WEUG Formula Alpine
 Rookie KIC MOTORSPORT

Nº	In Day Time	In Time	Out Time	Pit Time	T. Pit Time	Handicap	Diff.
1	12:23:05.376	12:23:05.376	12:23:34.090	28.714	28.714		
2	12:38:11.514	12:38:11.514	12:41:14.784	3:03.270	3:31.984		
3	12:47:30.452	12:47:30.452	12:50:29.862	2:59.410	6:31.394		

65 Santiago RAMOS Formula Alpine
 RPM

Nº	In Day Time	In Time	Out Time	Pit Time	T. Pit Time	Handicap	Diff.
1	12:22:32.958	12:22:32.958	12:23:03.835	30.877	30.877		
2	12:45:32.037	12:45:32.037	12:52:35.515	7:03.478	7:34.355		

68 Niels KOOLEN Formula Alpine
 VAN AMERSFOORT RACING

Nº	In Day Time	In Time	Out Time	Pit Time	T. Pit Time	Handicap	Diff.
1	12:21:48.186	12:21:48.186	12:25:15.683	3:27.497	3:27.497		
2	12:44:52.243	12:44:52.243	12:52:16.195	7:23.952	10:51.449		

73 Emerson FITTIPALDI Jr. Formula Alpine
 Rookie SAINTELOC RACING

Nº	In Day Time	In Time	Out Time	Pit Time	T. Pit Time	Handicap	Diff.
1	12:40:18.091	12:40:18.091	12:48:20.713	8:02.622	8:02.622		

77 Tim TRAMNITZ Formula Alpine
 R-ACE GP

Nº	In Day Time	In Time	Out Time	Pit Time	T. Pit Time	Handicap	Diff.
1	12:40:43.630	12:40:43.630	12:49:24.196	8:40.566	8:40.566		

85 Macéo CAPIETTO Formula Alpine
 RPM

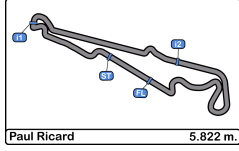
Nº	In Day Time	In Time	Out Time	Pit Time	T. Pit Time	Handicap	Diff.
1	12:22:36.468	12:22:36.468	12:23:09.121	32.653	32.653		
2	12:48:09.274	12:48:09.274	12:54:00.046	5:50.772	6:23.425		

88 Matias ZAGAZETA Formula Alpine
 R-ACE GP

Nº	In Day Time	In Time	Out Time	Pit Time	T. Pit Time	Handicap	Diff.
1	12:41:07.045	12:41:07.045	12:49:31.516	8:24.471	8:24.471		

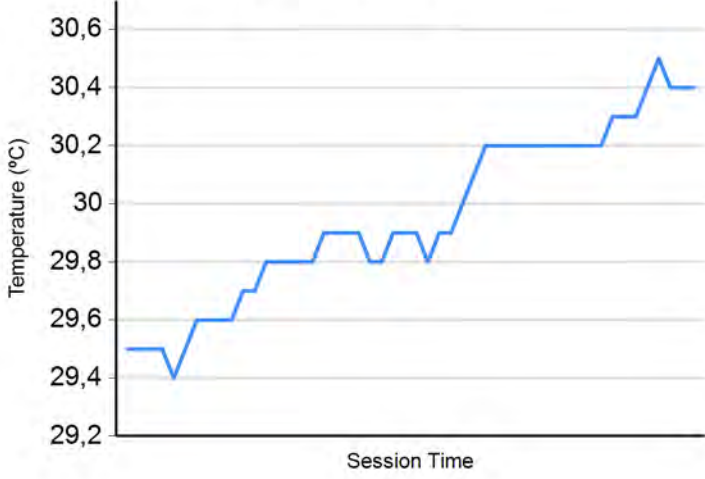
99 Giovanni MASCHIO Formula Alpine
 MONOLITE RACING

Nº	In Day Time	In Time	Out Time	Pit Time	T. Pit Time	Handicap	Diff.
1	12:20:55.452	12:20:55.452	12:24:09.836	3:14.384	3:14.384		
2	12:37:06.230	12:37:06.230	12:50:44.780	13:38.550	16:52.934		
3	13:01:25.801	13:01:25.801	13:05:47.912	4:22.111	21:15.045		

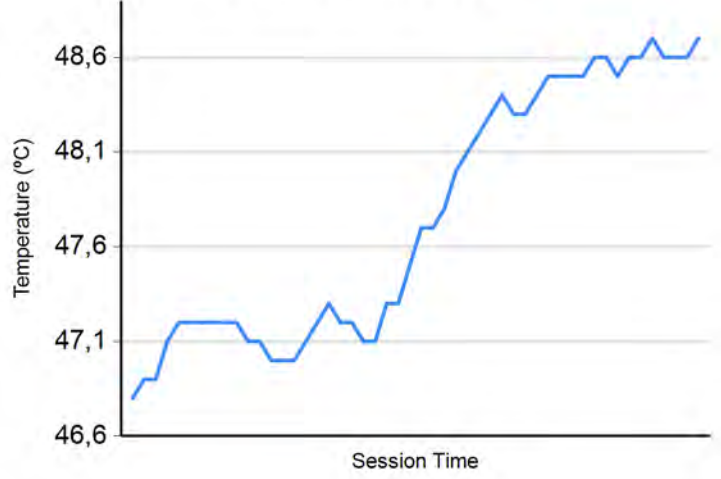


Paul Ricard
Formula Regional Championship by Alpine
Collective Test 1
Weather Report

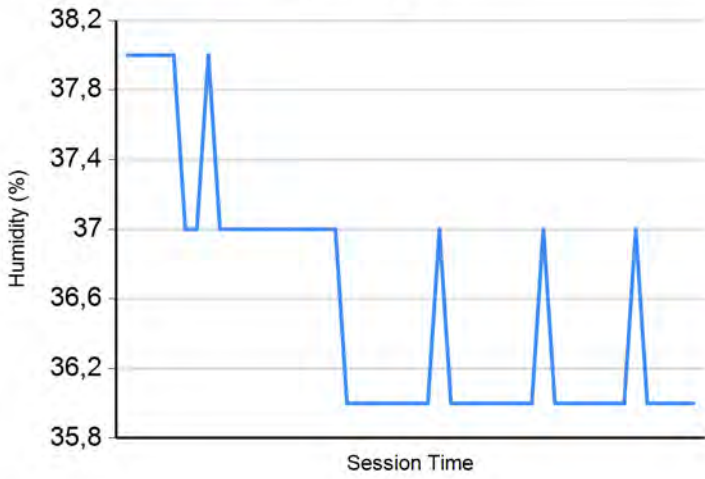
Air Temperature



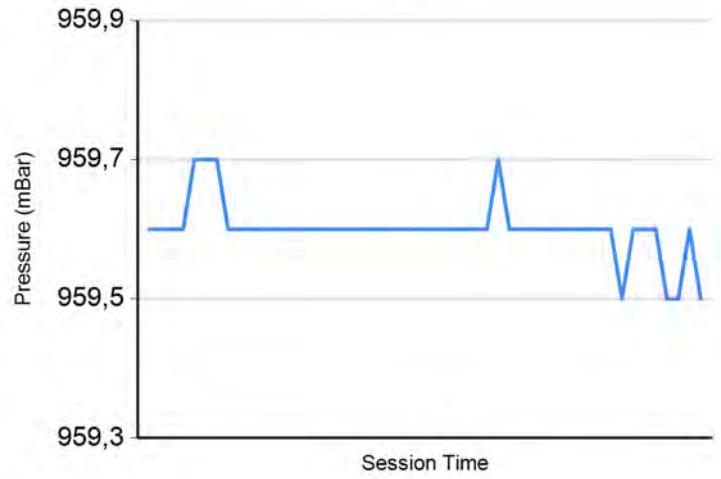
Track Temperature



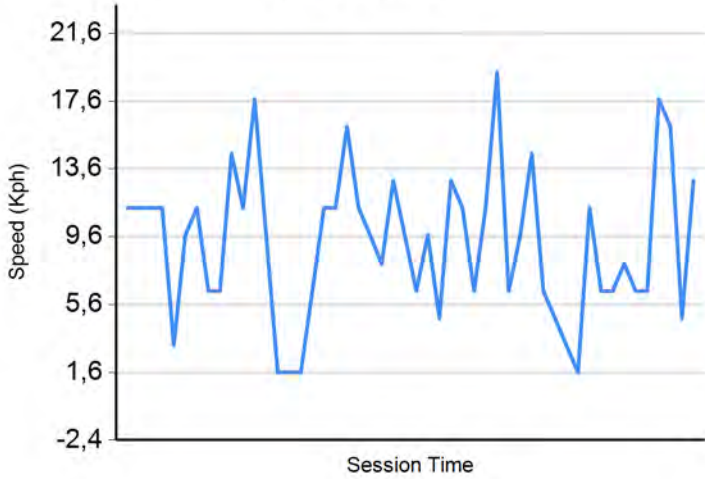
Humidity



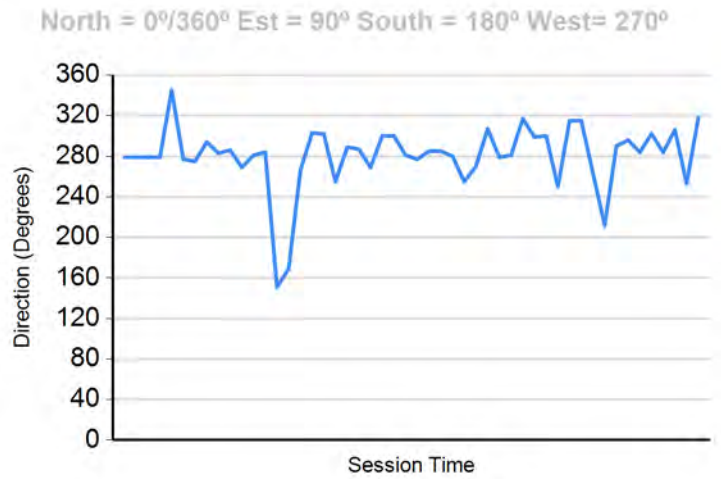
Pressure

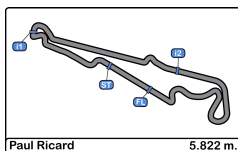


Wind Speed



Wind direction





Paul Ricard
Formula Regional Championship by Alpine
Collective Test 2
Provisional Results

Clas	Nº	Driver	Nat	Cat	Clas	Team	Nat	Vehicle	Laps	Best	Time	Gap	Interval	Km/h
1	19	Esteban MASSON	FRA			SAINTELOC RACING	FRA	Formula Alpine	16	14	1:59.782			174.9
2	15	Sami MEGUETOUNIF	FRA			MP MOTORSPORT	NLD	Formula Alpine	13	8	1:59.956	0.174	0.174	174.7
3	27	Kas HAVERKORT	NLD			VAN AMERSFOORT	NLD	Formula Alpine	15	6	1:59.970	0.188	0.014	174.7
4	77	Tim TRAMNITZ	DEU			R-ACE GP	FRA	Formula Alpine	14	9	1:59.997	0.215	0.027	174.6
5	8	Rafael CAMARA	BRA			PREMA RACING	ITA	Formula Alpine	16	11	2:00.048	0.266	0.051	174.5
6	34	Martinius STENSHORNE	NOR	R	1	R-ACE GP	FRA	Formula Alpine	14	9	2:00.065	0.283	0.017	174.5
7	18	Laurens VAN HOEPEN	NLD			ART GRAND PRIX	FRA	Formula Alpine	14	7	2:00.173	0.391	0.108	174.4
8	3	Alessandro GIUSTI	FRA	R	2	G4 RACING	CHE	Formula Alpine	15	11	2:00.311	0.529	0.138	174.2
9	73	Emerson FITTIPALDI Jr.	BRA	R	3	SAINTELOC RACING	FRA	Formula Alpine	16	15	2:00.333	0.551	0.022	174.1
10	26	Victor BERNIER	FRA			MP MOTORSPORT	NLD	Formula Alpine	13	8	2:00.336	0.554	0.003	174.1
11	85	Macéo CAPIETTO	FRA			RPM	ITA	Formula Alpine	16	11	2:00.356	0.574	0.020	174.1
12	65	Santiago RAMOS	MEX			RPM	ITA	Formula Alpine	16	9	2:00.360	0.578	0.004	174.1
13	47	Nikhil BOHRA	USA			TRIDENT	ITA	Formula Alpine	17	11	2:00.399	0.617	0.039	174.0
14	12	Andrea Kimi ANTONELLI	ITA			PREMA RACING	ITA	Formula Alpine	16	11	2:00.429	0.647	0.030	174.0
15	43	Owen TANGAVELOU	FRA			TRIDENT	ITA	Formula Alpine	14	8	2:00.445	0.663	0.016	174.0
16	4	Roman BILINSKI	POL			TRIDENT	ITA	Formula Alpine	14	7	2:00.470	0.688	0.025	173.9
17	7	Lorenzo FLUXA	ESP			PREMA RACING	ITA	Formula Alpine	16	8	2:00.588	0.806	0.118	173.8
18	64	Maya WEUG	NLD	R	4	KIC MOTORSPORT	FIN	Formula Alpine	13	7	2:00.599	0.817	0.011	173.7
19	88	Matias ZAGAZETA	PER			R-ACE GP	FRA	Formula Alpine	14	9	2:00.840	1.058	0.241	173.4
20	30	Michael BELOV	KGZ			G4 RACING	CHE	Formula Alpine	17	10	2:00.876	1.094	0.036	173.3
21	25	Marcus AMAND	FRA	R	5	ART GRAND PRIX	FRA	Formula Alpine	12	5	2:00.879	1.097	0.003	173.3
22	13	Joshua DUFEK	CHE			VAN AMERSFOORT	NLD	Formula Alpine	14	8	2:01.029	1.247	0.150	173.1
23	28	Pierre - Alexandre PROVOST	LUX	R	6	G4 RACING	CHE	Formula Alpine	18	10	2:01.207	1.425	0.178	172.9
24	68	Niels KOOLEN	NLD			VAN AMERSFOORT	NLD	Formula Alpine	15	10	2:01.227	1.445	0.020	172.8
25	21	Kirill SMAL	KGZ	R	7	MONOLITE RACING	ITA	Formula Alpine	13	7	2:01.243	1.461	0.016	172.8
26	99	Giovanni MASCHIO	ITA			MONOLITE RACING	ITA	Formula Alpine	16	10	2:01.282	1.500	0.039	172.8
27	33	Lucas MEDINA	COL	R	8	SAINTELOC RACING	FRA	Formula Alpine	17	14	2:01.381	1.599	0.099	172.6
28	9	Charlie WURZ	AUT			ART GRAND PRIX	FRA	Formula Alpine	11	4	2:01.511	1.729	0.130	172.4
29	5	Tom LEBBON	GBR	R	9	ARDEN	GBR	Formula Alpine	13	7	2:01.547	1.765	0.036	172.4
30	23	Ivan KLYMENKO	UKR	R	10	KIC MOTORSPORT	FIN	Formula Alpine	15	10	2:01.755	1.973	0.208	172.1
31	29	Enzo SCIONTI	USA			MONOLITE RACING	ITA	Formula Alpine	13	8	2:01.857	2.075	0.102	171.9
32	11	Levente REVESZ	HUN			ARDEN	GBR	Formula Alpine	13	7	2:01.865	2.083	0.008	171.9
33	10	Joshua DURKSEN	GBR			ARDEN	GBR	Formula Alpine	14	4	2:03.503	3.721	1.638	169.7

* PENALTIES

CARS #3 - #8 - #9 - #10 - #11 - #12 - #13 - #26 - #28 - #29 - #30 - #34 - #43 - #64 - #73 - #77 - #88 - #99 SOME LAP TIMES DELETED DUE TRACK LIMITS

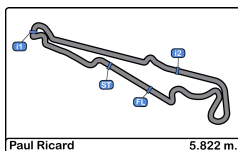
Published at:.....

Track Temp: 43.5 °C Air Temp: 29.6 °C Humidity: 42 % Track Status: DRY

Race Director:

Timekeeper:

Luis Garcia
JOB-1605-ESP/M



Paul Ricard
Formula Regional Championship by Alpine
Collective Test 2
Provisional Results by Category

Rookie														
Clas	Nº	Driver	Nat	Cat	Clas	Team	Nat	Vehicle	Laps	Best	Time	Gap	Interval	Km/h
1	34	Martinius STENSHORNE		R	1	R-ACE GP		Formula Alpine	14	9	2:00.065			174.5
2	3	Alessandro GIUSTI		R	2	G4 RACING		Formula Alpine	15	11	2:00.311	0.246	0.246	174.2
3	73	Emerson FITTIPALDI Jr.		R	3	SAINTELOC RACING		Formula Alpine	16	15	2:00.333	0.268	0.022	174.1
4	64	Maya WEUG		R	4	KIC MOTORSPORT		Formula Alpine	13	7	2:00.599	0.534	0.266	173.7
5	25	Marcus AMAND		R	5	ART GRAND PRIX		Formula Alpine	12	5	2:00.879	0.814	0.280	173.3
6	28	Pierre - Alexandre PROVOST		R	6	G4 RACING		Formula Alpine	18	10	2:01.207	1.142	0.328	172.9
7	21	Kirill SMAL		R	7	MONOLITE RACING		Formula Alpine	13	7	2:01.243	1.178	0.036	172.8
8	33	Lucas MEDINA		R	8	SAINTELOC RACING		Formula Alpine	17	14	2:01.381	1.316	0.138	172.6
9	5	Tom LEBBON		R	9	ARDEN		Formula Alpine	13	7	2:01.547	1.482	0.166	172.4
10	23	Ivan KLYMENKO		R	10	KIC MOTORSPORT		Formula Alpine	15	10	2:01.755	1.690	0.208	172.1
Clas	Nº	Driver	Nat	Cat	Clas	Team	Nat	Vehicle	Laps	Best	Time	Gap	Interval	Km/h
1	19	Esteban MASSON				SAINTELOC RACING		Formula Alpine	16	14	1:59.782			174.9
2	15	Sami MEGUETOUNIF				MP MOTORSPORT		Formula Alpine	13	8	1:59.956	0.174	0.174	174.7
3	27	Kas HAVERKORT				VAN AMERSFOORT		Formula Alpine	15	6	1:59.970	0.188	0.014	174.7
4	77	Tim TRAMNITZ				R-ACE GP		Formula Alpine	14	9	1:59.997	0.215	0.027	174.6
5	8	Rafael CAMARA				PREMA RACING		Formula Alpine	16	11	2:00.048	0.266	0.051	174.5
6	18	Laurens VAN HOEPEN				ART GRAND PRIX		Formula Alpine	14	7	2:00.173	0.391	0.125	174.4
7	26	Victor BERNIER				MP MOTORSPORT		Formula Alpine	13	8	2:00.336	0.554	0.163	174.1
8	85	Macéo CAPIETTO				RPM		Formula Alpine	16	11	2:00.356	0.574	0.020	174.1
9	65	Santiago RAMOS				RPM		Formula Alpine	16	9	2:00.360	0.578	0.004	174.1
10	47	Nikhil BOHRA				TRIDENT		Formula Alpine	17	11	2:00.399	0.617	0.039	174.0
11	12	Andrea Kimi ANTONELLI				PREMA RACING		Formula Alpine	16	11	2:00.429	0.647	0.030	174.0
12	43	Owen TANGAVELOU				TRIDENT		Formula Alpine	14	8	2:00.445	0.663	0.016	174.0
13	4	Roman BILINSKI				TRIDENT		Formula Alpine	14	7	2:00.470	0.688	0.025	173.9
14	7	Lorenzo FLUXA				PREMA RACING		Formula Alpine	16	8	2:00.588	0.806	0.118	173.8
15	88	Matias ZAGAZETA				R-ACE GP		Formula Alpine	14	9	2:00.840	1.058	0.252	173.4
16	30	Michael BELOV				G4 RACING		Formula Alpine	17	10	2:00.876	1.094	0.036	173.3
17	13	Joshua DUFEK				VAN AMERSFOORT		Formula Alpine	14	8	2:01.029	1.247	0.153	173.1
18	68	Niels KOOLEN				VAN AMERSFOORT		Formula Alpine	15	10	2:01.227	1.445	0.198	172.8
19	99	Giovanni MASCHIO				MONOLITE RACING		Formula Alpine	16	10	2:01.282	1.500	0.055	172.8
20	9	Charlie WURZ				ART GRAND PRIX		Formula Alpine	11	4	2:01.511	1.729	0.229	172.4
21	29	Enzo SCIONTI				MONOLITE RACING		Formula Alpine	13	8	2:01.857	2.075	0.346	171.9
22	11	Levente REVESZ				ARDEN		Formula Alpine	13	7	2:01.865	2.083	0.008	171.9
23	10	Joshua DURKSEN				ARDEN		Formula Alpine	14	4	2:03.503	3.721	1.638	169.7

* PENALTIES

CARS #3 - #8 - #9 - #10 - #11 - #12 - #13 - #26 - #28 - #29 - #30 - #34 - #43 - #64 - #73 - #77 - #88 - #99 SOME LAP TIMES DELETED DUE TRACK LIMITS

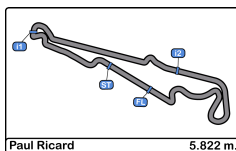
Published at:.....

Track Temp: 43.5 °C Air Temp: 29.6 °C Humidity: 42 % Track Status: DRY

Race Director:

Timekeeper:

Luis Garcia
JOB-1605-ESP/M

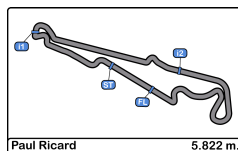


Paul Ricard
Formula Regional Championship by Alpine
Collective Test 2
Lap Analysis

3							7								
Alessandro GIUSTI							Lorenzo FLUXA								
Rookie							PREMA RACING								
G4 RACING							Formula Alpine								
Lap	D	Time	Sector 1	Sector 2	Sector 3	T. Spd	Elapsed	Lap	D	Time	Sector 1	Sector 2	Sector 3	T. Spd	Elapsed
1		18:14:07.669	18:12:29.951	40.280	57.438	143.0	18:14:07.669	1		18:14:38.283	18:12:54.221	43.805	1:00.257	142.8	18:14:38.283
2		2:16.314 P	36.478	39.410	1:00.426	221.3	18:16:23.983	2		2:17.459	39.416	41.509	56.534	182.4	18:16:55.742
3		2:33.507	1:05.233	37.208	51.066	142.4	18:18:57.490	3		2:13.686	36.969	39.963	56.754	216.4	18:19:09.428
4		2:01.490	33.666	36.993	50.831	227.3	18:20:58.980	4		2:02.163	33.990	37.169	51.004	225.4	18:21:11.591
5		2:01.070	33.480	36.915	50.675	226.8	18:23:00.050	5		2:01.734	33.498	37.404	50.832	225.9	18:23:13.325
6		2:00.951	33.241	36.905	50.805	227.8	18:25:01.001	6		2:01.067	33.352	36.935	50.780	227.8	18:25:14.392
7		2:01.888	33.391	36.934	51.563	226.8	18:27:02.889	7		2:05.293	33.577	36.794	54.922	230.7	18:27:19.685
8		2:00.888	33.321	36.877	50.690	227.8	18:29:03.777	8		2:00.588	33.310	36.867	50.411	226.8	18:29:20.273
9		2:01.027	33.340	36.741	50.946	227.8	18:31:04.804	9		2:00.614	33.171	36.754	50.689	228.8	18:31:20.887
10		2:02.770	35.287	36.941	50.542	228.3	18:33:07.574	10		2:00.614	33.113	36.940	50.561	229.7	18:33:21.501
11		2:00.311	33.193	36.647	50.471	228.8	18:35:07.885	11		2:01.311	33.313	37.297	50.701	228.8	18:35:22.812
12		2:01.536	33.990	36.843	50.703	228.8	18:37:09.421	12		2:11.099 P	33.312	36.859	1:00.928	231.2	18:37:33.911
13		2:27.171 P	33.388	36.972	1:16.811	230.2	18:39:36.592	13		9:27.152	7:45.781	42.687	58.684	134.1	18:47:01.063
14		8:50.814	7:09.431	42.353	59.030	122.0	18:48:27.406	14		2:20.850	39.702	41.074	1:00.074	196.7	18:49:21.913
15		2:15.196	38.911	41.935	54.350	181.2	18:50:42.602	15		2:14.904	37.343	39.071	58.490	197.8	18:51:36.817
16			37.503	38.549		225.4		16		2:17.586 P	33.253	36.786	1:07.547	228.3	18:53:54.403

4							8								
Roman BILINSKI							Rafael CAMARA								
TRIDENT							PREMA RACING								
Lap	D	Time	Sector 1	Sector 2	Sector 3	T. Spd	Elapsed	Lap	D	Time	Sector 1	Sector 2	Sector 3	T. Spd	Elapsed
1		18:15:46.848	18:14:01.763	44.518	1:00.567	126.0	18:15:46.848	1		18:15:55.551	18:14:16.243	42.843	56.465	128.7	18:15:55.551
2		2:18.560	38.790	40.430	59.340	198.8	18:18:05.408	2		2:22.168 P	37.098	40.753	1:04.317	224.0	18:18:17.719
3		2:13.890	37.307	39.540	57.043	219.9	18:20:19.298	3		2:22.046	51.601	37.982	52.463	143.4	18:20:39.765
4		2:01.501	33.787	36.921	50.793	224.0	18:22:20.799	4		2:00.827	33.476	36.880	50.471	226.8	18:22:40.592
5		2:00.844	33.225	37.038	50.581	231.2	18:24:21.643	5		2:00.464	33.264	36.880	50.320	228.3	18:24:41.056
6		2:25.577	41.998	44.019	59.560	203.7	18:26:47.220	6		2:00.434	33.195	36.774	50.465	227.3	18:26:41.490
7		2:00.470	33.100	37.073	50.297	229.7	18:28:47.690	7		2:00.490	33.262	36.829	50.399	229.2	18:28:41.980
8		2:01.483	33.287	37.304	50.892	225.0	18:30:49.173	8		2:01.165	33.344	36.965	50.856	228.8	18:30:43.145
9		12:24.889 P	33.193	37.146	11:14.550	226.8	18:43:14.062	9		2:00.073	33.185	36.693	50.195	228.3	18:32:43.218
10		2:54.841	1:12.420	43.602	58.819	126.0	18:46:08.903	10		2:00.429	33.278	36.883	50.268	228.8	18:34:43.647
11		2:14.543	37.655	40.254	56.634	219.5	18:48:23.446	11		2:00.048	33.073	36.740	50.235	228.8	18:36:43.695
12		2:09.616	36.673	39.482	53.461	219.5	18:50:33.062	12		2:10.864 P	33.205	36.732	1:00.927	229.2	18:38:54.559
13		2:06.176	33.572	37.145	55.459	225.0	18:52:39.238	13		9:38.901	7:59.104	43.273	56.524	116.3	18:48:33.460
14		4:08.368 P	38.224	43.594	2:46.550	226.8	18:56:47.606	14		2:10.966	37.158	39.708	54.100	225.0	18:50:44.426
15								15		2:09.744	37.079	38.019	54.646	161.9	18:52:54.170
16								16		3:09.445 P	39.184	46.264	1:43.997	223.1	18:56:03.615

5							9								
Tom LEBBON							Charlie WURZ								
Rookie							ART GRAND PRIX								
ARDEN							Formula Alpine								
Lap	D	Time	Sector 1	Sector 2	Sector 3	T. Spd	Elapsed	Lap	D	Time	Sector 1	Sector 2	Sector 3	T. Spd	Elapsed
1		18:15:37.442	18:13:54.253	42.932	1:00.257	125.2	18:15:37.442								
2		2:14.826	38.397	39.794	56.635	209.3	18:17:52.268								
3		2:19.636	37.961	39.874	1:01.801	223.6	18:20:11.904	1		18:15:04.473 P	18:13:15.239	43.158	1:06.076	137.9	18:15:04.473
4		2:02.442	34.083	37.285	51.074	224.5	18:22:14.346	2		2:43.275	1:04.708	41.500	57.067	131.3	18:17:47.748
5		2:03.344	33.709	37.405	52.230	226.4	18:24:17.690	3		2:11.946	37.619	40.299	54.028	207.6	18:19:59.694
6		2:17.307	41.539	39.745	56.023	215.5	18:26:34.997	4		2:01.511	33.596	37.213	50.702	225.9	18:22:01.205
7		2:01.547	33.518	37.286	50.743	226.8	18:28:36.544	5		2:00.784	33.152	37.212	50.420	231.7	18:24:01.989
8		4:34.759 P	40.184	39.792	3:14.783	226.4	18:33:11.303	6		2:15.028	38.516	41.615	54.897	215.1	18:26:17.017
9		11:08.693 P	1:03.933	37.388	9:27.372	136.0	18:44:19.996	7		18:10.455 P	33.062	37.218	17:00.175	231.7	18:44:27.472
10		3:23.994	1:44.538	42.659	56.797	136.1	18:47:43.990	8		3:28.888	1:49.843	42.221	56.824	127.9	18:47:56.360
11		2:11.512	37.199	40.763	53.550	211.3	18:49:55.502	9		2:18.174	37.949	41.798	58.427	204.1	18:50:14.534
12		2:18.548	36.079	39.125	1:03.344	223.6	18:52:14.050	10		2:19.538	35.165	39.440	1:04.933	207.2	18:52:34.072
13		5:28.381 P	33.210	41.457	4:13.714	228.3	18:57:42.431	11		4:00.314 P	33.663	43.144	2:43.507	227.3	18:56:34.386



Paul Ricard
Formula Regional Championship by Alpine
Collective Test 2
Lap Analysis

10 Joshua DURKSEN Formula Alpine 13 Joshua DUFEK Formula Alpine
ARDEN VAN AMERSFOORT RACING

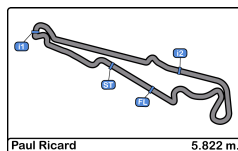
Lap D	Time	Sector 1	Sector 2	Sector 3	T. Spd	Elapsed	Lap D	Time	Sector 1	Sector 2	Sector 3	T. Spd	Elapsed
1	18:15:34.688	18:13:50.886	43.493	1:00.309	135.6	18:15:34.688	1	18:15:01.959	18:13:20.372	42.665	58.922	133.6	18:15:01.959
2	2:15.848	38.607	41.039	56.202	206.1	18:17:50.536	2	2:19.045	39.780	41.912	57.353	182.4	18:17:21.004
3	2:18.555	37.839	39.642	1:01.074	196.3	18:20:09.091	3	2:13.814	37.103	38.784	57.927	217.3	18:19:34.818
4	2:03.503	34.061	37.590	51.852	226.8	18:22:12.594	4	2:01.374	33.594	36.938	50.842	225.9	18:21:36.192
5	2:07.032	33.308	36.916	56.808	227.8	18:24:19.626	5	7:06.876 P	33.736	37.801	5:55.339	226.4	18:28:43.068
6	2:12.842	33.928	39.221	59.693	230.7	18:26:32.468	6	2:43.672	1:05.709	41.836	56.127	147.5	18:31:26.740
7	2:04.634	33.047	37.262	51.222	232.7	18:28:33.999	7	2:10.166	37.410	38.755	54.001	198.5	18:33:36.906
8	2:04.602	34.132	37.994	52.476	230.2	18:30:38.601	8	2:01.029	33.670	36.920	50.439	225.0	18:35:37.935
9	2:00.367	33.118	36.672	50.567	228.3	18:32:38.958	9	2:01.084	33.377	37.061	50.646	225.0	18:37:39.019
10	11:38.495 P	33.322	37.258	10:27.915	231.7	18:44:17.453	10	6:34.552 P	33.095	36.919	5:24.538	227.3	18:44:13.571
11	3:16.918	1:37.274	42.442	57.202	129.0	18:47:34.371	11	3:19.003	1:38.186	42.967	57.850	143.6	18:47:32.574
12	2:17.030	38.118	42.375	56.537	217.3	18:49:51.401	12	2:17.189	38.975	42.120	56.094	189.8	18:49:49.763
13	2:18.507	36.378	40.092	1:02.037	222.2	18:52:09.908	13	2:17.410	36.776	38.796	1:01.838	194.2	18:52:07.173
14	5:18.636 P	32.753	40.796	4:05.087	235.2	18:57:28.544	14	4:20.836 P	32.987	39.923	3:07.926	228.3	18:56:28.009

11 Levente REVESZ Formula Alpine 15 Sami MEGUETOUNIF Formula Alpine
ARDEN MP MOTORSPORT

Lap D	Time	Sector 1	Sector 2	Sector 3	T. Spd	Elapsed	Lap D	Time	Sector 1	Sector 2	Sector 3	T. Spd	Elapsed
1	18:15:41.253	18:14:04.549	41.810	54.894	139.8	18:15:41.253	1	18:15:30.259	18:13:46.012	44.590	59.657	128.4	18:15:30.259
2	2:15.779	35.280	40.311	1:00.188	222.2	18:17:57.032	2	2:16.574	38.509	41.445	56.620	217.7	18:17:46.833
3	2:06.899	33.953	37.437	55.509	225.9	18:20:03.931	3	2:08.842	37.060	38.901	52.881	222.6	18:19:55.675
4	2:01.911	33.766	37.250	50.895	225.0	18:22:05.842	4	2:01.007	33.595	36.995	50.417	226.4	18:21:56.682
5	2:12.729	37.954	38.521	56.254	223.6	18:24:18.571	5	2:11.191	36.599	40.390	54.202	222.2	18:24:07.873
6	2:05.068	34.547	37.833	52.688	226.8	18:26:23.639	6	2:00.261	33.255	36.860	50.146	231.7	18:26:08.134
7	2:01.865	33.831	37.242	50.792	224.0	18:28:25.504	7	2:13.920	37.312	40.524	56.084	225.0	18:28:22.054
8	13:32.024 P	33.573	37.269	12:21.182	224.0	18:41:57.528	8	1:59.956	33.015	36.836	50.105	230.2	18:30:22.010
9	2:50.032	1:07.606	44.419	58.007	130.2	18:44:47.560	9	13:53.658 P	33.732	37.060	12:42.866	226.4	18:44:15.668
10	2:16.836	38.479	40.940	57.417	222.2	18:47:04.396	10	3:32.854	1:47.315	45.521	1:00.018	118.9	18:47:48.522
11	2:15.789	37.456	40.266	58.067	223.1	18:49:20.185	11	2:14.129	38.558	40.020	55.551	206.5	18:50:02.651
12	2:04.246	33.701	37.035	50.510	225.0	18:51:21.431	12	2:18.276	37.205	39.346	1:01.725	212.5	18:52:20.927
13	5:08.418 P	33.405	37.053	3:57.960	225.4	18:56:29.849	13	4:32.748 P	32.874	43.049	3:16.825	233.2	18:56:53.675

12 Andrea Kimi ANTONELLI Formula Alpine 18 Laurens VAN HOEPEN Formula Alpine
PREMA RACING ART GRAND PRIX

Lap D	Time	Sector 1	Sector 2	Sector 3	T. Spd	Elapsed	Lap D	Time	Sector 1	Sector 2	Sector 3	T. Spd	Elapsed
1	18:14:39.155	18:12:55.839	43.052	1:00.264	133.3	18:14:39.155	1	18:14:46.996	18:13:06.539	41.973	58.484	129.4	18:14:46.996
2	2:24.133 P	39.068	41.623	1:03.442	195.2	18:17:03.288	2	2:17.529	40.099	41.853	55.577	198.5	18:17:04.525
3	2:39.289	1:03.411	40.113	55.765	141.5	18:19:42.577	3	2:22.702	37.524	42.432	1:02.746	200.0	18:19:27.227
4	2:10.536	33.715	36.999	59.822	225.9	18:21:53.113	4	2:01.190	33.683	37.100	50.407	226.8	18:21:28.417
5	2:04.433	33.501	37.026	50.906	224.0	18:23:54.546	5	2:00.658	33.267	37.033	50.358	225.4	18:23:29.075
6	2:01.143	33.469	36.984	50.690	225.9	18:25:55.689	6	2:13.181	38.676	39.951	54.554	227.8	18:25:42.256
7	2:01.308	33.365	37.181	50.762	227.8	18:27:56.997	7	2:00.173	33.165	36.806	50.202	226.8	18:27:42.429
8	2:01.483	33.501	37.059	50.923	227.3	18:29:58.480	8	2:00.510	33.171	36.968	50.371	226.8	18:29:42.939
9	2:00.598	33.244	36.963	50.391	225.4	18:31:59.078	9	2:11.463 P	33.347	36.917	1:01.199	227.3	18:31:54.402
10	2:03.759	33.467	36.984	53.308	227.3	18:34:02.837	10	12:13.927 P			13:15.126		18:44:08.329
11	2:00.429	33.194	36.827	50.408	225.0	18:36:03.266	11	3:05.111	1:26.204	43.074	55.833	128.7	18:47:13.440
12	2:11.846 P	33.120	36.885	1:01.841	227.3	18:38:15.112	12	2:13.952	37.885	40.657	55.410	203.3	18:49:27.392
13	10:10.493	8:29.513	42.448	58.532	125.8	18:48:25.605	13	2:20.411	38.751	40.308	1:01.352	212.1	18:51:47.803
14	2:14.779	37.956	40.150	56.673	203.0	18:50:40.384	14	4:50.239 P	32.965	36.580	3:40.694	228.3	18:56:38.042
15	2:09.607	36.587	40.079	52.941	223.1	18:52:49.991							
16	3:05.130 P	40.961	45.196	1:38.973	227.3	18:55:55.121							



Paul Ricard
Formula Regional Championship by Alpine
Collective Test 2
Lap Analysis

19 Esteban MASSON Formula Alpine **23** Ivan KLYMENKO Formula Alpine
 SAINTELOCO RACING Rookie KIC MOTORSPORT

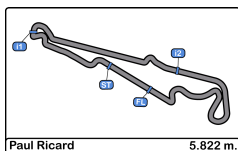
Lap D	Time	Sector 1	Sector 2	Sector 3	T. Spd	Elapsed	Lap D	Time	Sector 1	Sector 2	Sector 3	T. Spd	Elapsed
1	18:14:25.417	18:12:45.132	41.386	58.899	147.3	18:14:25.417	1	18:14:10.248	18:12:31.907	42.406	55.935	144.3	18:14:10.248
2	2:14.047	37.244	39.949	56.854	223.1	18:16:39.464	2	2:18.505 P	36.243	39.172	1:03.090	219.0	18:16:28.753
3	2:07.437	36.509	38.041	52.887	219.5	18:18:46.901	3	3:06.737	1:29.887	38.592	58.258	136.5	18:19:35.490
4	2:01.453	33.494	37.091	50.868	225.9	18:20:48.354	4	2:03.010	34.214	37.423	51.373	225.9	18:21:38.500
5	2:00.980	33.278	37.123	50.579	230.2	18:22:49.334	5	2:02.559	34.144	37.659	50.756	224.5	18:23:41.059
6	2:16.620	40.221	39.023	57.376	191.1	18:25:05.954	6	2:12.545	38.745	39.382	54.418	196.3	18:25:53.604
7	2:05.255	33.062	37.019	55.174	230.7	18:27:11.209	7	2:01.840	33.753	37.246	50.841	225.4	18:27:55.444
8	2:15.746	36.616	40.272	58.858	226.4	18:29:26.955	8	2:10.607 P	33.538	37.513	59.556	224.0	18:30:06.051
9	2:00.643	33.328	36.792	50.523	226.8	18:31:27.598	9	6:45.873	5:14.810	38.198	52.865	127.2	18:36:51.924
10	2:09.313 P	33.338	37.626	58.349	227.8	18:33:36.911	10	2:01.755	33.569	37.235	50.951	223.6	18:38:53.679
11	9:37.574	7:52.756	44.662	1:00.156	117.5	18:43:14.485	11	2:13.047 P	33.817	38.214	1:01.016	224.5	18:41:06.726
12	2:10.975	37.402	39.294	54.279	224.5	18:45:25.460	12	6:57.384	5:20.792	40.482	56.110	140.2	18:48:04.110
13	2:16.181	37.313	38.263	1:00.605	224.0	18:47:41.641	13	2:11.184	35.560	38.748	56.876	222.6	18:50:15.294
14	1:59.782	33.021	36.599	50.162	227.8	18:49:41.423	14	2:25.145	36.190	41.256	1:07.699	183.0	18:52:40.439
15	2:09.589	32.722	36.727	1:00.140	233.2	18:51:51.012	15	3:09.876 P	37.723	46.390	1:45.763	227.3	18:55:50.315
16	2:40.609 P	36.006	41.374	1:23.229	228.8	18:54:31.621							

21 Kirill SMAL Formula Alpine **25** Marcus AMAND Formula Alpine
 Rookie MONOLITE RACING Rookie ART GRAND PRIX

Lap D	Time	Sector 1	Sector 2	Sector 3	T. Spd	Elapsed	Lap D	Time	Sector 1	Sector 2	Sector 3	T. Spd	Elapsed
1	18:13:42.675	18:12:03.079	43.943	55.653	130.4	18:13:42.675	1	18:14:54.418 P	18:13:10.123	40.743	1:03.552	145.3	18:14:54.418
2	2:09.949	36.983	39.371	53.595	221.3	18:15:52.624	2	2:33.334	59.395	38.864	55.075	142.6	18:17:27.752
3	2:02.774	33.971	37.467	51.336	226.8	18:17:55.398	3	2:12.401	35.114	38.517	58.770	224.0	18:19:40.153
4	2:19.358	36.554	43.433	59.371	228.3	18:20:14.756	4	2:02.402	33.790	37.121	51.491	226.4	18:21:42.555
5	2:01.854	33.501	37.142	51.211	226.8	18:22:16.610	5	2:00.879	33.352	36.878	50.649	227.3	18:23:43.434
6	2:07.058	33.659	39.443	53.956	230.2	18:24:23.668	6	2:13.935	33.682	39.277	1:00.976	226.8	18:25:57.369
7	2:01.243	33.475	36.858	50.910	229.2	18:26:24.911	7	2:00.886	33.417	36.885	50.584	227.8	18:27:58.255
8	2:01.499	33.356	37.121	51.022	228.8	18:28:26.410	8	16:13.642 P	33.345	37.050	15:03.247	232.7	18:44:11.897
9	2:12.579 P	33.447	36.918	1:02.214	229.2	18:30:38.989	9	3:13.372	1:34.022	42.642	56.708	145.7	18:47:25.269
10	16:28.178	14:48.252	41.329	58.597	120.2	18:47:07.167	10	2:10.799	36.937	40.496	53.366	156.2	18:49:36.068
11	2:17.234	36.357	41.065	59.812	219.0	18:49:24.401	11	2:25.153	36.856	40.475	1:07.822	201.4	18:52:01.221
12	2:19.449	38.441	39.430	1:01.578	187.5	18:51:43.850	12	4:31.275 P	33.142	36.994	3:21.139	227.8	18:56:32.496
13	2:17.885 P	33.087	36.914	1:07.884	229.2	18:54:01.735							

26 Victor BERNIER Formula Alpine
 MP MOTORSPORT

Lap D	Time	Sector 1	Sector 2	Sector 3	T. Spd	Elapsed
1	18:15:33.642	18:13:49.298	43.348	1:00.996	135.6	18:15:33.642
2	2:15.898	38.668	39.887	57.343	210.5	18:17:49.540
3	2:15.616	37.797	38.741	59.078	210.9	18:20:05.156
4	2:10.984	38.031	38.575	54.378	225.0	18:22:16.140
5	2:01.256	33.452	37.038	50.766	230.2	18:24:17.396
6	2:00.940	33.497	37.082	50.331	225.4	18:26:18.306
7	2:14.884	37.991	41.479	55.414	226.8	18:28:33.190
8	2:00.336	33.144	36.918	50.274	230.7	18:30:33.526
9	13:48.534 P	33.322	37.112	12:38.100	226.4	18:44:22.060
10	3:29.382	1:45.122	43.975	1:00.285	130.7	18:47:51.442
11	2:14.571	38.506	39.639	56.426	196.3	18:50:06.013
12	2:18.345	37.229	38.705	1:02.411	210.9	18:52:24.358
13	4:35.956 P	32.731	43.730	3:19.495	232.2	18:57:00.314



Paul Ricard
Formula Regional Championship by Alpine
Collective Test 2
Lap Analysis

27

Kas HAVERKORT

Formula Alpine 29

Enzo SCIONTI

Formula Alpine

VAN AMERSFOORT RACING

MONOLITE RACING

Lap	D	Time	Sector 1	Sector 2	Sector 3	T. Spd	Elapsed	Lap	D	Time	Sector 1	Sector 2	Sector 3	T. Spd	Elapsed
1		18:15:08.567	18:13:29.131	42.416	57.020	140.4	18:15:08.567	1		18:13:46.227	18:12:08.373	40.946	56.908	131.7	18:13:46.227
2		2:16.007	38.942	41.123	55.942	181.5	18:17:24.574	2		2:09.685	36.317	39.363	54.005	220.8	18:15:55.912
3		4:28.206 P	36.248	38.229	3:13.729	219.0	18:21:52.780	3		2:06.405	34.642	38.481	53.282	225.9	18:18:02.317
4		2:31.848	1:04.305	36.998	50.545	145.1	18:24:24.628	4		2:03.437	33.731	37.594	52.112	226.4	18:20:05.754
5		2:03.441	33.985	38.889	50.567	228.8	18:26:28.069	5		2:12.886	39.068	41.047	52.771	225.0	18:22:18.640
6		1:59.970	32.996	36.783	50.191	232.2	18:28:28.039	6		2:02.699	33.802	37.460	51.437	227.3	18:24:21.339
7		2:00.332	33.129	36.641	50.562	228.8	18:30:28.371	7		2:16.444	33.783	41.062	1:01.299	225.9	18:26:37.483
8		2:00.129	33.098	36.550	50.481	228.3	18:32:28.500	8		2:01.857	33.559	37.222	51.076	226.8	18:28:39.340
9		2:00.031	32.993	36.543	50.495	228.8	18:34:28.531	9		2:11.954 P	33.919	37.541	1:00.494	225.0	18:30:51.294
10		2:00.383	33.169	36.777	50.437	227.8	18:36:28.914	10		16:31.796	14:51.494	43.301	57.001	120.4	18:47:23.090
11		7:41.074 P	33.135	36.961	6:30.978	229.2	18:44:09.988	11		2:11.203	37.212	39.725	54.266	205.7	18:49:34.293
12		3:09.471	1:31.366	41.390	56.715	140.8	18:47:19.459	12		2:21.719	36.934	38.556	1:06.229	209.7	18:51:56.012
13		2:13.286	38.118	40.365	54.803	192.1	18:49:32.745	13		2:49.916 P	33.437	43.905	1:32.574	227.8	18:54:45.928
14		2:19.942	36.159	38.492	1:05.291	223.1	18:51:52.687								
15		4:27.376 P	33.071	36.487	3:17.818	229.2	18:56:20.063								

30

Michael BELOV

Formula Alpine

G4 RACING

28

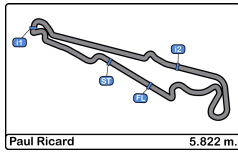
Pierre - Alexandre PROVOST

Formula Alpine

Rookie

G4 RACING

Lap	D	Time	Sector 1	Sector 2	Sector 3	T. Spd	Elapsed	Lap	D	Time	Sector 1	Sector 2	Sector 3	T. Spd	Elapsed
1		18:14:08.524	18:12:36.647	38.518	53.359	144.5	18:14:08.524	1		18:15:08.100 P	18:13:21.744	40.612	1:05.744	135.6	18:15:08.100
2		2:17.038 P	36.395	39.750	1:00.893	213.0	18:16:25.562	2		4:04.933 P	2:21.720	39.390	1:03.823	143.2	18:19:13.033
3		2:40.888	1:11.248	37.818	51.822	141.1	18:19:06.450	3		2:30.403	1:01.343	37.949	51.111	141.3	18:21:43.436
4		2:02.664	34.052	37.439	51.173	224.0	18:21:09.114	4		2:01.422	33.624	37.141	50.657	224.0	18:23:44.858
5		2:02.598	33.733	37.785	51.080	223.1	18:23:11.712	5		2:04.589	33.636	37.087	50.866	225.0	18:25:46.447
6		2:02.121	33.503	37.261	51.357	224.5	18:25:13.833	6		2:02.476	33.423	37.322	51.731	227.3	18:27:48.923
7		2:01.594	33.505	37.184	50.905	225.0	18:27:15.427	7		2:01.430	33.555	37.089	50.786	225.0	18:29:50.353
8		2:01.941	33.529	37.369	51.043	225.0	18:29:17.368	8		2:01.450	33.396	37.304	50.750	225.9	18:31:51.803
9		2:01.471	33.313	37.273	50.885	225.4	18:31:18.839	9		2:01.129	33.456	36.963	50.710	225.4	18:33:52.932
10		2:01.207	33.355	37.023	50.829	224.5	18:33:20.046	10		2:00.876	33.336	36.925	50.615	223.6	18:35:53.808
11		2:04.724	33.489	37.307	50.928	225.9	18:35:21.770	11		2:01.137	33.392	37.062	50.683	224.5	18:37:54.945
12		2:01.484	33.329	37.303	50.852	226.4	18:37:23.254	12		2:01.325	33.342	37.117	50.866	225.4	18:39:56.270
13		2:16.732 P	33.278	37.213	1:06.241	226.8	18:39:39.986	13		2:09.576 P	33.304	37.123	59.149	225.4	18:42:05.846
14		5:59.290	4:22.927	41.573	54.790	121.7	18:45:39.276	14		6:34.774	4:54.806	41.514	58.454	132.1	18:48:40.620
15		2:09.700	37.389	39.252	53.059	202.2	18:47:48.976	15		2:15.615	38.366	39.696	57.553	219.9	18:50:56.235
16		2:01.278	33.287	37.311	50.680	225.4	18:49:50.254	16		2:08.123	33.851	37.329	56.943	225.0	18:53:04.358
17		2:03.365	33.019	37.103	53.243	226.8	18:51:53.619	17		3:06.179 P	49.058	45.087	1:32.034	133.6	18:56:10.537
18		2:55.649 P	38.319	43.067	1:34.263	228.8	18:54:49.268								



Paul Ricard
Formula Regional Championship by Alpine
Collective Test 2
Lap Analysis

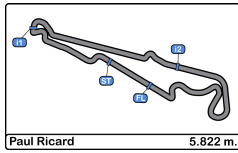
33 Lucas MEDINA Formula Alpine **43** Owen TANGAVELOU Formula Alpine
 Rookie SAINTELOC RACING TRIDENT

Lap	D	Time	Sector 1	Sector 2	Sector 3	T. Spd	Elapsed	Lap	D	Time	Sector 1	Sector 2	Sector 3	T. Spd	Elapsed
1		18:14:23.806	18:12:43.644	41.725	58.437	141.9	18:14:23.806	1		18:15:50.541	18:14:03.934	44.907	1:01.700	135.3	18:15:50.541
2		2:13.212	37.455	39.911	55.846	198.5	18:16:37.018	2		2:20.107	40.746	43.450	55.911	210.5	18:18:10.648
3		2:11.156	35.914	39.187	56.055	215.5	18:18:48.174	3		2:11.731	36.246	38.819	56.666	222.2	18:20:22.379
4		2:02.833	34.073	37.329	51.431	228.3	18:20:51.007	4		2:02.016	33.842	37.387	50.787	225.0	18:22:24.395
5		2:26.299	34.072	57.191	55.036	229.7	18:23:17.306	5		2:04.477	33.679	36.870	50.628	228.8	18:24:25.572
6		2:08.793	36.159	38.571	54.063	224.5	18:25:26.099	6		2:23.687	39.173	45.401	59.113	228.3	18:26:49.259
7		2:04.062	34.191	37.647	52.224	228.8	18:27:30.161	7		2:00.738	33.300	36.794	50.644	227.8	18:28:49.997
8		2:10.609	38.008	38.430	54.171	218.1	18:29:40.770	8		2:00.445	33.203	36.628	50.614	228.8	18:30:50.442
9		2:01.869	33.766	37.028	51.075	223.6	18:31:42.639	9		12:27.734 P	33.582	38.856	11:15.296	229.7	18:43:18.176
10		2:32.518 P	40.565	44.288	1:07.665	215.1	18:34:15.157	10		3:06.490	1:20.749	44.635	1:01.106	122.3	18:46:24.666
11		7:57.771	6:21.128	41.059	55.584	112.3	18:42:12.928	11		2:13.254	37.524	40.094	55.636	206.8	18:48:37.920
12		2:10.074	36.579	39.256	54.239	213.4	18:44:23.002	12		2:12.241	36.851	38.222	57.168	224.0	18:50:50.161
13		2:11.037	36.598	38.497	55.942	212.1	18:46:34.039	13		2:01.748	33.137	36.950	51.661	229.7	18:52:51.909
14		2:01.381	33.523	37.123	50.735	229.2	18:48:35.420	14		3:09.806 P	40.390	45.431	1:43.985	230.2	18:56:01.715
15		2:01.989	33.390	37.072	51.527	226.8	18:50:37.409	47 Nikhil BOHRA Formula Alpine							
16		2:26.665	36.623	48.056	1:01.986	229.2	18:53:04.074	TRIDENT							
17		3:03.085 P	46.391	45.788	1:30.906	147.5	18:56:07.159	TRIDENT							

34 Martinus STENSHORNE Formula Alpine
 Rookie R-ACE GP

Lap	D	Time	Sector 1	Sector 2	Sector 3	T. Spd	Elapsed	Lap	D	Time	Sector 1	Sector 2	Sector 3	T. Spd	Elapsed
1		18:14:44.969	18:13:00.340	44.242	1:00.387	137.0	18:14:44.969	1		18:15:25.408	18:13:41.967	44.506	58.935	125.0	18:15:25.408
2		2:15.636	38.244	39.082	58.310	196.0	18:17:00.605	2		2:11.350	37.004	40.593	53.753	225.0	18:17:36.758
3		2:20.703	37.586	41.096	1:02.021	217.7	18:19:21.308	3		2:07.161	35.096	38.107	53.958	227.3	18:19:43.919
4		2:01.917	33.712	37.201	51.004	225.9	18:21:23.225	4		2:01.972	33.539	37.354	51.079	227.3	18:21:45.891
5		2:01.001	33.250	37.203	50.548	230.2	18:23:24.226	5		2:15.167	38.854	41.395	54.918	182.4	18:24:01.058
6		2:13.510	39.010	40.140	54.360	226.8	18:25:37.736	6		4:09.652 P	38.745	41.412	2:49.495	199.6	18:28:10.710
7		2:00.722	33.408	36.776	50.538	225.0	18:27:38.458	7		2:55.127	1:09.278	44.042	1:01.807	68.3	18:31:05.837
8		2:01.001	33.250	37.203	50.548	230.2	18:23:24.226	8		2:09.368	37.366	38.916	53.086	201.8	18:33:15.205
9		2:13.510	39.010	40.140	54.360	226.8	18:25:37.736	9		2:00.978	33.540	36.788	50.650	225.4	18:35:16.183
10		2:00.722	33.408	36.776	50.538	225.0	18:27:38.458	10		2:13.425	33.553	40.169	59.703	227.8	18:37:29.608
11		2:10.564	37.262	39.701	53.601	225.9	18:29:49.022	11		2:00.399	33.115	36.586	50.698	228.3	18:39:30.007
12		2:00.065	33.092	36.708	50.265	227.8	18:31:49.087	12		4:21.543 P	33.259	36.602	3:11.682	227.8	18:43:51.550
13		2:09.843 P	33.133	36.888	59.792	227.8	18:33:58.900	13		2:52.945	1:08.170	45.873	58.902	118.5	18:46:44.495
14		12:56.032	11:11.492	44.212	1:00.328	140.6	18:46:54.932	14		2:14.726	39.138	40.032	55.556	215.5	18:48:59.221
15		2:18.705	39.338	41.917	57.450	192.1	18:49:13.637	15		2:05.873	35.830	38.162	51.881	223.1	18:51:05.094
16		2:13.719	36.690	40.249	56.780	218.6	18:51:27.356	16		2:05.981	33.238	36.811	55.932	228.8	18:53:11.075
17		2:11.422 P	32.837	36.709	1:01.876	227.8	18:53:38.778	17		3:01.467 P	49.300	44.219	1:27.948	123.8	18:56:12.542





Paul Ricard
Formula Regional Championship by Alpine
Collective Test 2
Lap Analysis

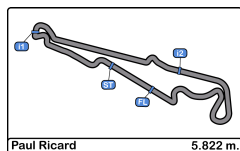
64 Maya WEUG Rookie Formula Alpine **68** Niels KOOLEN Formula Alpine
 KIC MOTORSPORT VAN AMERSFOORT RACING

Lap	D	Time	Sector 1	Sector 2	Sector 3	T. Spd	Elapsed	Lap	D	Time	Sector 1	Sector 2	Sector 3	T. Spd	Elapsed
1		18:14:04.141	18:12:24.402	42.470	57.269	138.1	18:14:04.141	1		18:15:15.231	18:13:36.717	42.102	56.412	141.1	18:15:15.231
2		2:12.530	37.847	39.957	54.726	171.9	18:16:16.671	2		2:14.604	37.850	41.316	55.438	190.4	18:17:29.835
3		2:08.109	35.997	39.323	52.789	208.4	18:18:24.780	3		4:37.736 P	37.609	40.582	3:19.545	190.1	18:22:07.571
4		2:01.796	33.672	36.957	51.167	225.4	18:20:26.576	4		2:39.929	1:09.308	38.240	52.381	144.1	18:24:47.500
5		2:00.981	33.499	37.063	50.419	230.7	18:22:27.557	5		2:04.284	34.418	37.560	52.306	222.6	18:26:51.784
6		2:11.216	37.028	39.628	54.560	227.8	18:24:38.773	6		2:02.666	34.133	37.327	51.206	227.8	18:28:54.450
7		2:00.599	33.228	37.177	50.194	230.2	18:26:39.372	7		2:02.924	34.084	37.221	51.619	225.4	18:30:57.374
8		2:00.688	33.245	37.044	50.399	227.8	18:28:40.060	8		2:01.989	33.746	37.147	51.096	226.4	18:32:59.363
9		2:20.723 P	33.644	37.649	1:09.430	229.2	18:31:00.783	9		2:02.167	34.041	37.141	50.985	226.8	18:35:01.530
10		16:13.249	14:33.220	42.828	57.201	136.5	18:47:14.032	10		2:01.227	33.645	36.941	50.641	225.4	18:37:02.757
11		2:15.592	39.088	40.846	55.658	177.0	18:49:29.624	11		7:23.161 P	34.034	37.019	6:12.108	227.3	18:44:25.918
12		2:25.107	38.300	41.687	1:05.120	210.5	18:51:54.731	12		3:26.537	1:44.778	43.116	58.643	130.4	18:47:52.455
13		2:32.696 P	33.417	36.952	1:22.327	230.2	18:54:27.427	13		2:16.234	38.539	41.554	56.141	200.0	18:50:08.689
14		2:20.753						14		2:20.753	36.548	41.617	1:02.588	191.1	18:52:29.442
15		4:33.215 P						15		4:33.215 P	33.593	46.315	3:13.307	229.2	18:57:02.657

65 Santiago RAMOS RPM Formula Alpine **73** Emerson FITTIPALDI Jr. Formula Alpine
 SAINTELOCO RACING

Lap	D	Time	Sector 1	Sector 2	Sector 3	T. Spd	Elapsed	Lap	D	Time	Sector 1	Sector 2	Sector 3	T. Spd	Elapsed
1		18:16:10.398 P		18:15:03.917	1:06.481	143.0	18:16:10.398	1		18:15:03.632	18:13:25.019	41.347	57.266	141.9	18:15:03.632
2		2:37.362			3:43.843	143.4	18:18:47.760	2		2:12.675	39.528	39.166	53.981	189.8	18:17:16.307
3		2:01.173			5:45.016	227.3	18:20:48.933	3		2:15.172	37.234	38.704	59.234	221.3	18:19:31.479
4		2:00.781			7:45.797	228.3	18:22:49.714	4		2:02.275	33.932	37.258	51.085	226.4	18:21:33.754
5		2:00.477			9:46.274	233.2	18:24:50.191	5		2:02.085	33.975	37.240	50.870	231.2	18:23:35.839
6		2:00.837			11:47.111	227.8	18:26:51.028	6		2:13.698	37.749	39.310	56.639	227.8	18:25:49.537
7		2:00.745			13:47.856	228.8	18:28:51.773	7		2:01.360	33.374	37.033	50.953	227.3	18:27:50.897
8		2:01.216			15:49.072	228.8	18:30:52.989	8		2:14.329	36.446	43.362	54.521	226.8	18:30:05.226
9		2:00.360			17:49.432	230.2	18:32:53.349	9		2:01.554	33.633	37.128	50.793	226.4	18:32:06.780
10		2:00.573		18:34:03.453	50.469	227.8	18:34:53.922	10		2:13.122 P	34.458	38.564	1:00.100	231.2	18:34:19.902
11		2:00.534			2:51.003	228.3	18:36:54.456	11		10:10.804	8:34.070	41.279	55.455	116.8	18:44:30.706
12		7:38.011 P			10:29.014	230.7	18:44:32.467	12		2:07.619	36.288	38.272	53.059	224.5	18:46:38.325
13		3:25.822	1:46.830	41.683	57.309	127.5	18:47:58.289	13		2:06.612	36.104	38.549	51.959	220.8	18:48:44.937
14		2:13.927	37.685	39.703	56.539	213.0	18:50:12.216	14		2:00.427	33.226	36.808	50.393	228.8	18:50:45.364
15		2:15.542	34.861	37.878	1:02.803	226.4	18:52:27.758	15		2:00.333	33.371	36.609	50.353	229.2	18:52:45.697
16		5:54.094 P	32.954	47.869	4:33.271	230.2	18:58:21.852	16		3:07.055 P	38.796	42.503	1:45.756	228.8	18:55:52.752





Paul Ricard
Formula Regional Championship by Alpine
Collective Test 2
Lap Analysis

77

Tim TRAMNITZ

Formula Alpine 88

Matias ZAGAZETA

Formula Alpine

R-ACE GP

R-ACE GP

Lap	D	Time	Sector 1	Sector 2	Sector 3	T. Spd	Elapsed	Lap	D	Time	Sector 1	Sector 2	Sector 3	T. Spd	Elapsed
1		18:14:42.508	18:12:59.468	43.713	59.327	142.2	18:14:42.508	1		18:14:46.004	18:13:07.655	40.144	58.205	131.7	18:14:46.004
2		2:16.342	40.345	39.113	56.884	200.7	18:16:58.850	2		2:16.628	39.550	40.319	56.759	200.0	18:17:02.632
3		2:17.057	37.505	40.488	59.064	219.9	18:19:15.907	3		2:21.981	37.597	41.625	1:02.759	215.1	18:19:24.613
4		2:01.388	33.574	37.077	50.737	225.4	18:21:17.295	4		2:06.277	33.840	37.271	55.166	224.5	18:21:30.890
5		2:04.400	33.455	37.073	50.572	225.9	18:23:18.395	5		2:01.484	33.508	37.204	50.772	225.0	18:23:32.374
6		2:13.546	37.169	40.682	55.695	228.3	18:25:31.941	6		2:12.687	38.731	40.246	53.710	226.4	18:25:45.061
7		2:00.306	33.276	36.706	50.324	225.9	18:27:32.247	7		2:00.898	33.388	36.962	50.548	225.9	18:27:45.959
8		2:06.018	34.091	38.837	53.090	226.8	18:29:38.265	8		2:10.556	37.517	40.064	52.975	226.4	18:29:56.515
9		1:59.997	33.161	36.679	50.157	226.8	18:31:38.262	9		2:00.840	33.347	36.848	50.645	225.0	18:31:57.355
10		2:08.683 P	32.950	37.161	58.572	231.2	18:33:46.945	10		2:10.974 P	33.431	37.438	1:00.102	226.8	18:34:08.326
11		13:11.591	11:26.373	44.574	1:00.644	139.1	18:46:58.536	11		12:55.471	11:15.061	41.701	58.709	137.9	18:47:03.797
12		2:19.563	40.205	41.392	57.966	181.2	18:49:18.099	12		2:18.944	38.415	41.467	59.062	214.2	18:49:22.741
13		2:15.305	36.609	41.084	57.612	218.6	18:51:33.404	13		2:17.983	39.046	39.685	59.252	198.5	18:51:40.724
14		2:12.725 P	32.922	36.821	1:02.982	226.4	18:53:46.129	14		2:19.714 P	33.330	36.894	1:09.490	226.4	18:54:00.438

85

Macéo CAPIETTO

Formula Alpine 99

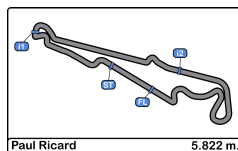
Giovanni MASCHIO

Formula Alpine

RPM

MONOLITE RACING

Lap	D	Time	Sector 1	Sector 2	Sector 3	T. Spd	Elapsed	Lap	D	Time	Sector 1	Sector 2	Sector 3	T. Spd	Elapsed
1		18:15:54.351	18:14:14.156	42.575	57.620	131.7	18:15:54.351	1		18:13:55.173	18:12:18.103	44.454	52.616	140.2	18:13:55.173
2		2:06.778	34.476	39.221	53.081	220.4	18:18:01.129	2		2:05.422	35.757	38.119	51.546	228.3	18:16:00.595
3		2:01.896	33.257	37.321	51.318	228.3	18:20:03.025	3		2:04.262	34.068	38.495	51.699	225.0	18:18:04.857
4		2:05.355	33.455	39.777	52.123	226.4	18:22:08.380	4		2:18.452	35.552	38.525	1:04.375	226.4	18:20:23.309
5		2:00.734	33.226	36.962	50.546	227.8	18:24:09.114	5		2:02.737	34.060	37.489	51.188	226.4	18:22:26.046
6		2:00.905	33.252	37.148	50.505	229.7	18:26:10.019	6		2:10.944 P	33.562	37.351	1:09.028	226.8	18:24:45.987
7		2:00.906	33.342	37.125	50.439	228.3	18:28:10.925	7		6:15.291	4:11.420	55.527	1:08.344	105.3	18:31:01.278
8		2:04.459	36.548	37.372	50.539	228.3	18:30:15.384	8		2:15.281	42.610	39.698	52.973	202.6	18:33:16.559
9		2:00.471	33.029	37.069	50.373	227.3	18:32:15.855	9		2:01.799	33.454	37.328	51.017	226.8	18:35:18.358
10		2:00.657	33.130	37.101	50.426	228.3	18:34:16.512	10		2:01.282	33.413	37.214	50.655	225.9	18:37:19.640
11		2:00.356	33.142	37.032	50.182	228.3	18:36:16.868	11		2:39.649	44.396	54.082	1:01.171	206.1	18:39:59.289
12		8:33.397 P	32.977	37.144	7:23.276	229.2	18:44:50.265	12		2:06.324	33.381	39.652	53.288	225.9	18:42:05.610
13		3:15.236	1:43.003	38.975	53.258	145.3	18:48:05.501	13		2:02.708	33.557	37.282	51.869	226.8	18:44:08.318
14		2:08.076	35.714	37.666	54.696	219.5	18:50:13.577	14		2:36.478	41.903	52.664	1:01.911	226.8	18:46:44.796
15		2:11.552	34.851	37.682	59.019	227.3	18:52:25.129	15		2:04.295	33.302	37.226	50.767	227.8	18:48:46.091
16		5:28.619 P	33.003	48.392	4:07.224	231.2	18:57:53.748	16		2:07.635	36.186	40.514	50.935	228.3	18:50:53.726
								17			33.530	37.452		227.8	



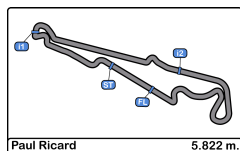
Paul Ricard

Formula Regional Championship by Alpine

Collective Test 2

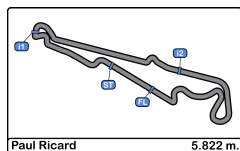
Best Sectors Results

Sector - 1			Sector - 2			Sector - 3			Ideal Lap vs Best Lap						
Clas	Nº	Driver	Time	Nº	Driver	Time	Nº	Driver	Time	Clas	Nº	Driver	Ideal Lap	Best Lap	Clas
1	19	Esteban MASSON	32.722	27	Kas HAVERKORT	36.487	15	Sami MEGUETOUNIF	50.105	1	19	Esteban MASSON	1:59.483	1:59.782	1
2	26	Victor BERNIER	32.731	18	Laurens VAN HOEPEN	36.580	77	Tim TRAMNITZ	50.157	2	27	Kas HAVERKORT	1:59.671	1:59.970	3
3	10	Joshua DURKSEN	32.753	47	Nikhil BOHRA	36.586	19	Esteban MASSON	50.162	3	18	Laurens VAN HOEPEN	1:59.747	2:00.173	7
4	34	Martinius STENSHORNE	32.837	19	Esteban MASSON	36.599	85	Macéo CAPIETTO	50.182	4	77	Tim TRAMNITZ	1:59.758	1:59.997	4
5	15	Sami MEGUETOUNIF	32.874	73	Emerson FITTIPALDI Jr.	36.609	27	Kas HAVERKORT	50.191	5	34	Martinius STENSHORNE	1:59.810	2:00.065	6
6	77	Tim TRAMNITZ	32.922	43	Owen	36.628	64	Maya WEUG	50.194	6	15	Sami MEGUETOUNIF	1:59.815	1:59.956	2
7	65	Santiago RAMOS	32.954	3	Alessandro GIUSTI	36.647	8	Rafael CAMARA	50.195	7	26	Victor BERNIER	1:59.923	2:00.336	10
8	18	Laurens VAN HOEPEN	32.965	10	Joshua DURKSEN	36.672	18	Laurens VAN HOEPEN	50.202	8	8	Rafael CAMARA	1:59.961	2:00.048	5
9	85	Macéo CAPIETTO	32.977	77	Tim TRAMNITZ	36.679	34	Martinius STENSHORNE	50.265	9	10	Joshua DURKSEN	1:59.992	2:03.503	33
10	13	Joshua DUFEK	32.987	8	Rafael CAMARA	36.693	26	Victor BERNIER	50.274	10	85	Macéo CAPIETTO	2:00.121	2:00.356	11
11	27	Kas HAVERKORT	32.993	34	Martinius STENSHORNE	36.708	4	Roman BILINSKI	50.297	11	73	Emerson FITTIPALDI Jr.	2:00.188	2:00.333	9
12	28	Pierre - Alexandre PROVOST	33.019	7	Lorenzo FLUXA	36.754	73	Emerson FITTIPALDI Jr.	50.353	12	7	Lorenzo FLUXA	2:00.278	2:00.588	17
13	9	Charlie WURZ	33.062	12	Andrea Kimi ANTONELLI	36.827	12	Andrea Kimi ANTONELLI	50.391	13	3	Alessandro GIUSTI	2:00.311	2:00.311	8
14	8	Rafael CAMARA	33.073	15	Sami MEGUETOUNIF	36.836	7	Lorenzo FLUXA	50.411	14	4	Roman BILINSKI	2:00.318	2:00.470	16
15	21	Kirill SMAL	33.087	88	Matias ZAGAZETA	36.848	9	Charlie WURZ	50.420	15	12	Andrea Kimi ANTONELLI	2:00.338	2:00.429	14
16	4	Roman BILINSKI	33.100	21	Kirill SMAL	36.858	13	Joshua DUFEK	50.439	16	13	Joshua DUFEK	2:00.345	2:01.029	22
17	7	Lorenzo FLUXA	33.113	25	Marcus AMAND	36.878	65	Santiago RAMOS	50.469	17	47	Nikhil BOHRA	2:00.351	2:00.399	13
18	47	Nikhil BOHRA	33.115	26	Victor BERNIER	36.918	3	Alessandro GIUSTI	50.471	18	64	Maya WEUG	2:00.374	2:00.599	18
19	12	Andrea Kimi ANTONELLI	33.120	13	Joshua DUFEK	36.919	11	Levente REVESZ	50.510	19	43	Owen	2:00.379	2:00.445	15
20	43	Owen	33.137	4	Roman BILINSKI	36.921	88	Matias ZAGAZETA	50.548	20	25	Marcus AMAND	2:00.604	2:00.879	21
21	25	Marcus AMAND	33.142	30	Michael BELOV	36.925	10	Joshua DURKSEN	50.567	21	9	Charlie WURZ	2:00.694	2:01.511	28
22	3	Alessandro GIUSTI	33.193	68	Niels KOOLEN	36.941	25	Marcus AMAND	50.584	22	28	Pierre - Alexandre PROVOST	2:00.722	2:01.207	23
23	5	Tom LEBBON	33.210	64	Maya WEUG	36.952	43	Owen	50.614	23	88	Matias ZAGAZETA	2:00.726	2:00.840	19
24	73	Emerson FITTIPALDI Jr.	33.226	85	Macéo CAPIETTO	36.962	30	Michael BELOV	50.615	24	30	Michael BELOV	2:00.844	2:00.876	20
25	64	Maya WEUG	33.228	28	Pierre - Alexandre PROVOST	37.023	68	Niels KOOLEN	50.641	25	21	Kirill SMAL	2:00.855	2:01.243	25
26	99	Giovanni MASCHIO	33.302	33	Lucas MEDINA	37.028	47	Nikhil BOHRA	50.650	26	11	Levente REVESZ	2:00.950	2:01.865	32
27	30	Michael BELOV	33.304	11	Levente REVESZ	37.035	99	Giovanni MASCHIO	50.655	27	33	Lucas MEDINA	2:01.153	2:01.381	27
28	88	Matias ZAGAZETA	33.330	9	Charlie WURZ	37.212	28	Pierre - Alexandre PROVOST	50.680	28	99	Giovanni MASCHIO	2:01.171	2:01.282	26
29	33	Lucas MEDINA	33.390	99	Giovanni MASCHIO	37.214	33	Lucas MEDINA	50.735	29	68	Niels KOOLEN	2:01.175	2:01.227	24
30	11	Levente REVESZ	33.405	29	Enzo SCIONTI	37.222	5	Tom LEBBON	50.743	30	5	Tom LEBBON	2:01.238	2:01.547	29
31	29	Enzo SCIONTI	33.437	23	Ivan KLYMENKO	37.235	23	Ivan KLYMENKO	50.756	31	65	Santiago RAMOS	2:01.301	2:00.360	12
32	23	Ivan KLYMENKO	33.538	5	Tom LEBBON	37.285	21	Kirill SMAL	50.910	32	23	Ivan KLYMENKO	2:01.529	2:01.755	30
33	68	Niels KOOLEN	33.593	65	Santiago RAMOS	37.878	29	Enzo SCIONTI	51.076	33	29	Enzo SCIONTI	2:01.735	2:01.857	31



Paul Ricard
Formula Regional Championship by Alpine
Collective Test 2
Best 5 Lap Times

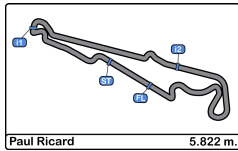
Cls	N°	Driver	Nat	Cat	Cls	Team	Nat	Vehicle	Best 1		Best 2		Best 3		Best 4		Best 5	
									Time	Lap	Time	Lap	Time	Lap	Time	Lap	Time	Lap
1	19	Esteban MASSON				SAINTELOC RACING		Formula Alpine	1:59.782	14	2:00.643	9	2:00.980	5	2:01.453	4	2:05.255	7
2	15	Sami				MP MOTORSPORT		Formula Alpine	1:59.956	8	2:00.261	6	2:01.007	4	2:08.842	3	2:11.191	5
3	27	Kas HAVERKORT				VAN AMERSFOORT		Formula Alpine	1:59.970	6	2:00.031	9	2:00.129	8	2:00.332	7	2:00.383	10
4	77	Tim TRAMNITZ				R-ACE GP		Formula Alpine	1:59.997	9	2:00.306	7	2:01.388	4	2:06.018	8	2:08.683	10
5	8	Rafael CAMARA				PREMA RACING		Formula Alpine	2:00.048	11	2:00.073	9	2:00.434	6	2:00.464	5	2:00.490	7
6	34	Martinius		R	1	R-ACE GP		Formula Alpine	2:00.065	9	2:00.722	7	2:01.001	5	2:01.917	4	2:10.564	8
7	18	Laurens VAN				ART GRAND PRIX		Formula Alpine	2:00.173	7	2:00.510	8	2:00.658	5	2:01.190	4	2:11.463	9
8	3	Alessandro GIUSTI		R	2	G4 RACING		Formula Alpine	2:00.311	11	2:00.888	8	2:00.951	6	2:01.027	9	2:01.070	5
9	73	Emerson		R	3	SAINTELOC RACING		Formula Alpine	2:00.333	15	2:00.427	14	2:01.554	9	2:02.085	5	2:02.275	4
10	26	Victor BERNIER				MP MOTORSPORT		Formula Alpine	2:00.336	8	2:01.256	5	2:10.984	4	2:14.571	11	2:14.884	7
11	85	Macéo CAPIETTO				RPM		Formula Alpine	2:00.356	11	2:00.471	9	2:00.657	10	2:00.734	5	2:00.905	6
12	65	Santiago RAMOS				RPM		Formula Alpine	2:00.360	9	2:00.477	5	2:00.534	11	2:00.573	10	2:00.745	7
13	47	Nikhil BOHRA				TRIDENT		Formula Alpine	2:00.399	11	2:00.978	9	2:01.972	4	2:05.873	15	2:07.161	3
14	12	Andrea Kimi				PREMA RACING		Formula Alpine	2:00.429	11	2:00.598	9	2:01.143	6	2:01.308	7	2:01.483	8
15	43	Owen				TRIDENT		Formula Alpine	2:00.445	8	2:00.738	7	2:01.748	13	2:02.016	4	2:11.731	3
16	4	Roman BILINSKI				TRIDENT		Formula Alpine	2:00.470	7	2:00.844	5	2:01.483	8	2:01.501	4	2:06.176	13
17	7	Lorenzo FLUXA				PREMA RACING		Formula Alpine	2:00.588	8	2:00.614	9	2:00.614	10	2:01.067	6	2:01.311	11
18	64	Maya WEUG		R	4	KIC MOTORSPORT		Formula Alpine	2:00.599	7	2:00.981	5	2:01.796	4	2:08.109	3	2:11.216	6
19	88	Matias ZAGAZETA				R-ACE GP		Formula Alpine	2:00.840	9	2:00.898	7	2:01.484	5	2:06.277	4	2:10.556	8
20	30	Michael BELOV				G4 RACING		Formula Alpine	2:00.876	10	2:01.129	9	2:01.137	11	2:01.325	12	2:01.422	4
21	25	Marcus AMAND		R	5	ART GRAND PRIX		Formula Alpine	2:00.879	5	2:00.886	7	2:02.402	4	2:10.799	10	2:12.401	3
22	13	Joshua DUFEK				VAN AMERSFOORT		Formula Alpine	2:01.029	8	2:01.084	9	2:01.374	4	2:10.166	7	2:13.814	3
23	28	Pierre - Alexandre		R	6	G4 RACING		Formula Alpine	2:01.207	10	2:01.278	16	2:01.471	9	2:01.484	12	2:01.594	7
24	68	Niels KOOLEN				VAN AMERSFOORT		Formula Alpine	2:01.227	10	2:01.989	8	2:02.167	9	2:02.666	6	2:02.924	7
25	21	Kirill SMAL		R	7	MONOLITE RACING		Formula Alpine	2:01.243	7	2:01.499	8	2:01.854	5	2:02.774	3	2:07.058	6
26	99	Giovanni MASCHIO				MONOLITE RACING		Formula Alpine	2:01.282	10	2:01.799	9	2:02.708	13	2:02.737	5	2:04.262	3
27	33	Lucas MEDINA		R	8	SAINTELOC RACING		Formula Alpine	2:01.381	14	2:01.869	9	2:01.989	15	2:02.833	4	2:04.062	7
28	9	Charlie WURZ				ART GRAND PRIX		Formula Alpine	2:01.511	4	2:11.946	3	2:15.028	6	2:18.174	9	2:19.538	10
29	5	Tom LEBBON		R	9	ARDEN		Formula Alpine	2:01.547	7	2:02.442	4	2:03.344	5	2:11.512	11	2:14.826	2
30	23	Ivan KLYMENKO		R	10	KIC MOTORSPORT		Formula Alpine	2:01.755	10	2:01.840	7	2:02.559	5	2:03.010	4	2:10.607	8
31	29	Enzo SCIONTI				MONOLITE RACING		Formula Alpine	2:01.857	8	2:02.699	6	2:03.437	4	2:06.405	3	2:09.685	2
32	11	Levente REVESZ				ARDEN		Formula Alpine	2:01.865	7	2:01.911	4	2:05.068	6	2:06.899	3	2:12.729	5
33	10	Joshua DURKSEN				ARDEN		Formula Alpine	2:03.503	4	2:04.602	8	2:07.032	5	2:12.842	6	2:15.848	2



Paul Ricard
Formula Regional Championship by Alpine
Collective Test 2
Best 5 Top Speeds

Paul Ricard 5.822 m.

Clas	Nº	Driver	Nat	Cat	Cls	Team	Nat	Vehicle	Top 1		Top 2		Top 3		Top 4		Top 5		Avg
									Km/h	Lap	Km/h	Lap	Km/h	Lap	Km/h	Lap	Km/h	Lap	
1	10	Joshua DURKSEN				ARDEN		Formula Alpine	235.2	14	232.7	7	231.7	10	230.7	6	230.2	8	232.1
2	15	Sami				MP MOTORSPORT		Formula Alpine	233.2	13	231.7	6	230.2	8	226.4	4	226.4	9	229.6
3	19	Esteban MASSON				SAINTELOC RACING		Formula Alpine	233.2	15	230.7	7	230.2	5	228.8	16	227.8	10	230.1
4	65	Santiago RAMOS				RPM		Formula Alpine	233.2	5	230.7	12	230.2	9	230.2	16	228.8	7	230.6
5	25	Marcus AMAND		R	1	ART GRAND PRIX		Formula Alpine	232.7	8	227.8	7	227.8	12	227.3	5	226.8	6	228.5
6	26	Victor BERNIER				MP MOTORSPORT		Formula Alpine	232.2	13	230.7	8	230.2	5	226.8	7	226.4	9	229.3
7	27	Kas HAVERKORT				VAN AMERSFOORT		Formula Alpine	232.2	6	229.2	11	229.2	15	228.8	5	228.8	7	229.6
8	9	Charlie WURZ				ART GRAND PRIX		Formula Alpine	231.7	5	231.7	7	227.3	11	225.9	4	215.1	6	226.3
9	4	Roman BILINSKI				TRIDENT		Formula Alpine	231.2	5	229.7	7	226.8	9	226.8	14	225.0	8	227.9
10	7	Lorenzo FLUXA				PREMA RACING		Formula Alpine	231.2	12	230.7	7	229.7	10	228.8	9	228.8	11	229.8
11	73	Emerson FITTIPALDI		R	2	SAINTELOC RACING		Formula Alpine	231.2	5	231.2	10	229.2	15	228.8	14	228.8	16	229.8
12	77	Tim TRAMNITZ				R-ACE GP		Formula Alpine	231.2	10	228.3	6	226.8	8	226.8	9	226.4	14	227.9
13	85	Macéo CAPIETTO				RPM		Formula Alpine	231.2	16	229.7	6	229.2	12	228.3	3	228.3	7	229.4
14	64	Maya WEUG		R	3	KIC MOTORSPORT		Formula Alpine	230.7	5	230.2	7	230.2	13	229.2	9	227.8	6	229.6
15	3	Alessandro GIUSTI		R	4	G4 RACING		Formula Alpine	230.2	13	228.8	11	228.8	12	228.3	10	227.8	6	228.8
16	21	Kirill SMAL		R	5	MONOLITE RACING		Formula Alpine	230.2	6	229.2	7	229.2	9	229.2	13	228.8	8	229.3
17	34	Martinius		R	6	R-ACE GP		Formula Alpine	230.2	5	227.8	9	227.8	10	227.8	14	226.8	6	228.1
18	43	Owen				TRIDENT		Formula Alpine	230.2	14	229.7	9	229.7	13	228.8	5	228.8	8	229.4
19	33	Lucas MEDINA		R	7	SAINTELOC RACING		Formula Alpine	229.7	5	229.2	14	229.2	16	228.8	7	228.3	4	229.1
20	8	Rafael CAMARA				PREMA RACING		Formula Alpine	229.2	7	229.2	12	228.8	8	228.8	10	228.8	11	229.0
21	68	Niels KOOLEN				VAN AMERSFOORT		Formula Alpine	229.2	15	227.8	6	227.3	11	226.8	9	226.4	8	227.5
22	28	Pierre - Alexandre		R	8	G4 RACING		Formula Alpine	228.8	18	226.8	13	226.8	17	226.4	12	225.9	11	226.9
23	47	Nikhil BOHRA				TRIDENT		Formula Alpine	228.8	16	228.3	11	227.8	10	227.8	12	227.3	3	228.0
24	5	Tom LEBBON		R	9	ARDEN		Formula Alpine	228.3	13	226.8	7	226.4	5	226.4	8	224.5	4	226.5
25	13	Joshua DUFEK				VAN AMERSFOORT		Formula Alpine	228.3	14	227.3	10	226.4	5	225.9	4	225.0	8	226.6
26	18	Laurens VAN				ART GRAND PRIX		Formula Alpine	228.3	14	227.8	6	227.3	9	226.8	4	226.8	7	227.4
27	99	Giovanni MASCHIO				MONOLITE RACING		Formula Alpine	228.3	2	228.3	16	227.8	15	227.8	17	226.8	6	227.8
28	12	Andrea Kimi				PREMA RACING		Formula Alpine	227.8	7	227.3	8	227.3	10	227.3	12	227.3	16	227.4
29	29	Enzo SCIONTI				MONOLITE RACING		Formula Alpine	227.8	13	227.3	6	226.8	8	226.4	4	225.9	3	226.8
30	23	Ivan KLYMENKO		R	10	KIC MOTORSPORT		Formula Alpine	227.3	15	225.9	4	225.4	7	224.5	5	224.5	11	225.5
31	30	Michael BELOV				G4 RACING		Formula Alpine	227.3	6	225.9	8	225.4	9	225.4	12	225.4	13	225.9
32	11	Levente REVESZ				ARDEN		Formula Alpine	226.8	6	225.9	3	225.4	13	225.0	4	225.0	12	225.6
33	88	Matias ZAGAZETA				R-ACE GP		Formula Alpine	226.8	10	226.4	6	226.4	8	226.4	14	225.9	7	226.4

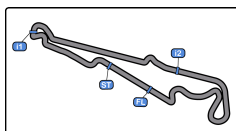


Paul Ricard
Formula Regional Championship by Alpine
Collective Test 2
Fastest Laps Sequence

Paul Ricard 5.822 m.

Lap	Time of Day	Session Time	N° Driver	Nat	Cat	Team	Nat	Vehicle	Time	Km/h
2	18:15:52.624	4:52.624	21 Kirill SMAL		R	MONOLITE RACING		Formula Alpine	2:09.949	161.2
2	18:15:55.912	4:55.912	29 Enzo SCIONTI			MONOLITE RACING		Formula Alpine	2:09.685	161.6
2	18:16:00.595	5:00.595	99 Giovanni MASCHIO			MONOLITE RACING		Formula Alpine	2:05.422	167.1
3	18:17:55.398	6:55.398	21 Kirill SMAL		R	MONOLITE RACING		Formula Alpine	2:02.774	170.7
3	18:20:03.025	9:03.025	85 Macéo CAPIETTO			RPM		Formula Alpine	2:01.896	171.9
4	18:20:26.576	9:26.576	64 Maya WEUG		R	KIC MOTORSPORT		Formula Alpine	2:01.796	172.0
4	18:20:48.354	9:48.354	19 Esteban MASSON			SAINTELOC RACING		Formula Alpine	2:01.453	172.5
3	18:20:48.933	9:48.933	65 Santiago RAMOS			RPM		Formula Alpine	2:01.173	172.9
4	18:21:56.682	10:56.682	15 Sami			MP MOTORSPORT		Formula Alpine	2:01.007	173.2
5	18:22:27.557	11:27.557	64 Maya WEUG		R	KIC MOTORSPORT		Formula Alpine	2:00.981	173.2
4	18:22:40.592	11:40.592	8 Rafael CAMARA			PREMA RACING		Formula Alpine	2:00.827	173.4
4	18:22:49.714	11:49.714	65 Santiago RAMOS			RPM		Formula Alpine	2:00.781	173.5
5	18:23:29.075	12:29.075	18 Laurens VAN			ART GRAND PRIX		Formula Alpine	2:00.658	173.7
5	18:24:41.056	13:41.056	8 Rafael CAMARA			PREMA RACING		Formula Alpine	2:00.464	173.9
6	18:26:08.134	15:08.134	15 Sami			MP MOTORSPORT		Formula Alpine	2:00.261	174.2
7	18:27:42.429	16:42.429	18 Laurens VAN			ART GRAND PRIX		Formula Alpine	2:00.173	174.4
6	18:28:28.039	17:28.039	27 Kas HAVERKORT			VAN AMERSFOORT		Formula Alpine	1:59.970	174.7
8	18:30:22.010	19:22.010	15 Sami			MP MOTORSPORT		Formula Alpine	1:59.956	174.7
14	18:49:41.423	38:41.423	19 Esteban MASSON			SAINTELOC RACING		Formula Alpine	1:59.782	174.9





Paul Ricard

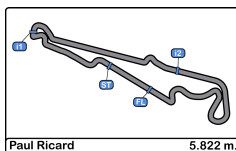
Formula Regional Championship by Alpine

Collective Test 2

Event Best Maximum Speed

Paul Ricard 5,822 m.

N°	Driver	Nat	Cat	Clas	Team	Nat	Vehicle	Km/h	Session
10	Joshua DURKSEN				ARDEN		Formula Alpine	235.2	Collective Test 2
3	Alessandro GIUSTI		R	1	G4 RACING		Formula Alpine	233.7	Collective Test 1
73	Emerson FITTIPALDI		R	2	SAINTELOC RACING		Formula Alpine	233.2	Collective Test 1
5	Tom LEBBON		R	3	ARDEN		Formula Alpine	233.2	Collective Test 1
8	Rafael CAMARA				PREMA RACING		Formula Alpine	233.2	Collective Test 1
65	Santiago RAMOS				RPM		Formula Alpine	233.2	Collective Test 2
19	Esteban MASSON				SAINTELOC RACING		Formula Alpine	233.2	Collective Test 2
15	Sami				MP MOTORSPORT		Formula Alpine	233.2	Collective Test 2
43	Owen				TRIDENT		Formula Alpine	232.7	Collective Test 1
47	Nikhil BOHRA				TRIDENT		Formula Alpine	232.7	Collective Test 1
25	Marcus AMAND		R	4	ART GRAND PRIX		Formula Alpine	232.7	Collective Test 2
33	Lucas MEDINA		R	5	SAINTELOC RACING		Formula Alpine	232.2	Collective Test 1
85	Macéo CAPIETTO				RPM		Formula Alpine	232.2	Collective Test 1
34	Martinius		R	6	R-ACE GP		Formula Alpine	232.2	Collective Test 1
30	Michael BELOV				G4 RACING		Formula Alpine	232.2	Collective Test 1
21	Kirill SMAL		R	7	MONOLITE RACING		Formula Alpine	232.2	Collective Test 1
77	Tim TRAMNITZ				R-ACE GP		Formula Alpine	232.2	Collective Test 1
27	Kas HAVERKORT				VAN AMERSFOORT		Formula Alpine	232.2	Collective Test 2
26	Victor BERNIER				MP MOTORSPORT		Formula Alpine	232.2	Collective Test 2
99	Giovanni MASCHIO				MONOLITE RACING		Formula Alpine	231.7	Collective Test 1
18	Laurens VAN				ART GRAND PRIX		Formula Alpine	231.7	Collective Test 1
9	Charlie WURZ				ART GRAND PRIX		Formula Alpine	231.7	Collective Test 2
64	Maya WEUG		R	8	KIC MOTORSPORT		Formula Alpine	231.2	Collective Test 1
68	Niels KOOLEN				VAN AMERSFOORT		Formula Alpine	231.2	Collective Test 1
4	Roman BILINSKI				TRIDENT		Formula Alpine	231.2	Collective Test 2
7	Lorenzo FLUXA				PREMA RACING		Formula Alpine	231.2	Collective Test 2
29	Enzo SCIONTI				MONOLITE RACING		Formula Alpine	230.7	Collective Test 1
12	Andrea Kimi				PREMA RACING		Formula Alpine	230.7	Collective Test 1
88	Matias ZAGAZETA				R-ACE GP		Formula Alpine	230.2	Collective Test 1
28	Pierre - Alexandre		R	9	G4 RACING		Formula Alpine	230.2	Collective Test 1
23	Ivan KLYMENKO		R	10	KIC MOTORSPORT		Formula Alpine	228.8	Collective Test 1
11	Levente REVESZ				ARDEN		Formula Alpine	228.8	Collective Test 1
13	Joshua DUFEK				VAN AMERSFOORT		Formula Alpine	228.3	Collective Test 2



Paul Ricard
Formula Regional Championship by Alpine
Collective Test 2
Pit Stop Analysis

3 Alessandro GIUSTI Formula Alpine
 Rookie G4 RACING

N°	In Day Time	In Time	Out Time	Pit Time	T. Pit Time	Handicap	Diff.
1	18:16:15.103	18:16:15.103	18:16:50.105	35.002	35.002		
2	18:39:12.164	18:39:12.164	18:46:05.814	6:53.650	7:28.652		

4 Roman BILINSKI Formula Alpine
 TRIDENT

N°	In Day Time	In Time	Out Time	Pit Time	T. Pit Time	Handicap	Diff.
1	18:32:49.686	18:32:49.686	18:43:46.887	10:57.201	10:57.201		

5 Tom LEBBON Formula Alpine
 Rookie ARDEN

N°	In Day Time	In Time	Out Time	Pit Time	T. Pit Time	Handicap	Diff.
1	18:30:52.978	18:30:52.978	18:33:41.006	2:48.028	2:48.028		
2	18:35:44.576	18:35:44.576	18:45:23.358	9:38.782	12:26.810		

7 Lorenzo FLUXA Formula Alpine
 PREMA RACING

N°	In Day Time	In Time	Out Time	Pit Time	T. Pit Time	Handicap	Diff.
1	18:37:24.786	18:37:24.786	18:44:39.806	7:15.020	7:15.020		

8 Rafael CAMARA Formula Alpine
 PREMA RACING

N°	In Day Time	In Time	Out Time	Pit Time	T. Pit Time	Handicap	Diff.
1	18:18:08.653	18:18:08.653	18:18:35.657	27.004	27.004		
2	18:38:44.844	18:38:44.844	18:46:14.749	7:29.905	7:56.909		

9 Charlie WURZ Formula Alpine
 ART GRAND PRIX

N°	In Day Time	In Time	Out Time	Pit Time	T. Pit Time	Handicap	Diff.
1	18:14:56.003	18:14:56.003	18:15:24.371	28.368	28.368		
2	18:28:21.652	18:28:21.652	18:45:38.155	17:16.503	17:44.871		

10 Joshua DURKSEN Formula Alpine
 ARDEN

N°	In Day Time	In Time	Out Time	Pit Time	T. Pit Time	Handicap	Diff.
1	18:34:44.116	18:34:44.116	18:45:15.333	10:31.217	10:31.217		

11 Levente REVESZ Formula Alpine
 ARDEN

N°	In Day Time	In Time	Out Time	Pit Time	T. Pit Time	Handicap	Diff.
1	18:30:29.014	18:30:29.014	18:42:23.541	11:54.527	11:54.527		

12 Andrea Kimi ANTONELLI Formula Alpine
 PREMA RACING

N°	In Day Time	In Time	Out Time	Pit Time	T. Pit Time	Handicap	Diff.
1	18:16:54.616	18:16:54.616	18:17:23.636	29.020	29.020		
2	18:38:05.209	18:38:05.209	18:46:04.259	7:59.050	8:28.070		

13 Joshua DUFEK Formula Alpine
 VAN AMERSFOORT RACING

N°	In Day Time	In Time	Out Time	Pit Time	T. Pit Time	Handicap	Diff.
1	18:23:40.920	18:23:40.920	18:29:12.835	5:31.915	5:31.915		
2	18:39:39.567	18:39:39.567	18:45:13.434	5:33.867	11:05.782		

15 Sami MEGUETOUNIF Formula Alpine
 MP MOTORSPORT

N°	In Day Time	In Time	Out Time	Pit Time	T. Pit Time	Handicap	Diff.
1	18:32:22.940	18:32:22.940	18:45:20.134	12:57.194	12:57.194		

18 Laurens VAN HOEPEN Formula Alpine
 ART GRAND PRIX

N°	In Day Time	In Time	Out Time	Pit Time	T. Pit Time	Handicap	Diff.
1	18:31:43.031	18:31:43.031	18:44:55.003	13:11.972	13:11.972		

19 Esteban MASSON Formula Alpine
 SAINTELOC RACING

N°	In Day Time	In Time	Out Time	Pit Time	T. Pit Time	Handicap	Diff.
1	18:33:28.351	18:33:28.351	18:40:48.306	7:19.955	7:19.955		

21 Kirill SMAL Formula Alpine
 Rookie MONOLITE RACING

N°	In Day Time	In Time	Out Time	Pit Time	T. Pit Time	Handicap	Diff.
1	18:30:30.443	18:30:30.443	18:44:47.531	14:17.088	14:17.088		

23 Ivan KLYMENKO Formula Alpine
 Rookie KIC MOTORSPORT

N°	In Day Time	In Time	Out Time	Pit Time	T. Pit Time	Handicap	Diff.
1	18:16:20.004	18:16:20.004	18:17:04.801	44.797	44.797		
2	18:29:57.557	18:29:57.557	18:34:45.959	4:48.402	5:33.199		
3	18:40:58.084	18:40:58.084	18:45:50.635	4:52.551	10:25.750		

25 Marcus AMAND Formula Alpine
 Rookie ART GRAND PRIX

N°	In Day Time	In Time	Out Time	Pit Time	T. Pit Time	Handicap	Diff.
1	18:14:45.951	18:14:45.951	18:15:12.806	26.855	26.855		
2	18:29:59.330	18:29:59.330	18:45:09.500	15:10.170	15:37.025		

26 Victor BERNIER Formula Alpine
 MP MOTORSPORT

N°	In Day Time	In Time	Out Time	Pit Time	T. Pit Time	Handicap	Diff.
1	18:32:34.370	18:32:34.370	18:45:26.776	12:52.406	12:52.406		

27 Kas HAVERKORT Formula Alpine
 VAN AMERSFOORT RACING

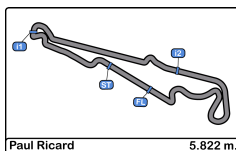
N°	In Day Time	In Time	Out Time	Pit Time	T. Pit Time	Handicap	Diff.
1	18:19:33.099	18:19:33.099	18:22:22.667	2:49.568	2:49.568		
2	18:38:29.325	18:38:29.325	18:45:04.768	6:35.443	9:25.011		

28 Pierre - Alexandre PROVOST Formula Alpine
 Rookie G4 RACING

N°	In Day Time	In Time	Out Time	Pit Time	T. Pit Time	Handicap	Diff.
1	18:16:16.774	18:16:16.774	18:16:55.889	39.115	39.115		
2	18:39:25.080	18:39:25.080	18:43:24.133	3:59.053	4:38.168		

29 Enzo SCIONTI Formula Alpine
 MONOLITE RACING

N°	In Day Time	In Time	Out Time	Pit Time	T. Pit Time	Handicap	Diff.
1	18:30:42.601	18:30:42.601	18:45:02.559	14:19.958	14:19.958		



Paul Ricard
Formula Regional Championship by Alpine
Collective Test 2
Pit Stop Analysis

Paul Ricard 5.822 m.

30 Michael BELOV Formula Alpine
G4 RACING

N°	In Day Time	In Time	Out Time	Pit Time	T. Pit Time	Handicap	Diff.
1	18:14:59.438	18:14:59.438	18:16:53.345	1:53.907	1:53.907		
2	18:19:04.395	18:19:04.395	18:19:32.948	28.553	2:22.460		
3	18:41:57.042	18:41:57.042	18:46:20.819	4:23.777	6:46.237		

33 Lucas MEDINA Formula Alpine
Rookie SAINTELOC RACING

N°	In Day Time	In Time	Out Time	Pit Time	T. Pit Time	Handicap	Diff.
1	18:34:05.532	18:34:05.532	18:39:58.003	5:52.471	5:52.471		

34 Martinius STENSHORNE Formula Alpine
Rookie R-ACE GP

N°	In Day Time	In Time	Out Time	Pit Time	T. Pit Time	Handicap	Diff.
1	18:33:49.917	18:33:49.917	18:44:31.536	10:41.619	10:41.619		

43 Owen TANGAVELOU Formula Alpine
TRIDENT

N°	In Day Time	In Time	Out Time	Pit Time	T. Pit Time	Handicap	Diff.
1	18:32:56.978	18:32:56.978	18:43:56.644	10:59.666	10:59.666		

47 Nikhil BOHRA Formula Alpine
TRIDENT

N°	In Day Time	In Time	Out Time	Pit Time	T. Pit Time	Handicap	Diff.
1	18:26:15.413	18:26:15.413	18:28:36.595	2:21.182	2:21.182		
2	18:41:28.713	18:41:28.713	18:44:17.283	2:48.570	5:09.752		

64 Maya WEUG Formula Alpine
Rookie KIC MOTORSPORT

N°	In Day Time	In Time	Out Time	Pit Time	T. Pit Time	Handicap	Diff.
1	18:30:48.949	18:30:48.949	18:44:53.707	14:04.758	14:04.758		

65 Santiago RAMOS Formula Alpine
RPM

N°	In Day Time	In Time	Out Time	Pit Time	T. Pit Time	Handicap	Diff.
1	18:16:00.984	18:16:00.984	18:16:39.026	38.042	38.042		
2	18:38:56.657	18:38:56.657	18:45:40.077	6:43.420	7:21.462		

68 Niels KOOLEN Formula Alpine
VAN AMERSFOORT RACING

N°	In Day Time	In Time	Out Time	Pit Time	T. Pit Time	Handicap	Diff.
1	18:19:43.670	18:19:43.670	18:22:40.470	2:56.800	2:56.800		
2	18:39:05.661	18:39:05.661	18:45:32.372	6:26.711	9:23.511		

73 Emerson FITTIPALDI Jr. Formula Alpine
Rookie SAINTELOC RACING

N°	In Day Time	In Time	Out Time	Pit Time	T. Pit Time	Handicap	Diff.
1	18:34:11.160	18:34:11.160	18:42:14.405	8:03.245	8:03.245		

77 Tim TRAMNITZ Formula Alpine
R-ACE GP

N°	In Day Time	In Time	Out Time	Pit Time	T. Pit Time	Handicap	Diff.
1	18:33:38.136	18:33:38.136	18:44:34.569	10:56.433	10:56.433		

85 Macéo CAPIETTO Formula Alpine
RPM

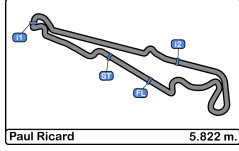
N°	In Day Time	In Time	Out Time	Pit Time	T. Pit Time	Handicap	Diff.
1	18:38:19.606	18:38:19.606	18:45:58.125	7:38.519	7:38.519		

88 Matias ZAGAZETA Formula Alpine
R-ACE GP

N°	In Day Time	In Time	Out Time	Pit Time	T. Pit Time	Handicap	Diff.
1	18:33:58.386	18:33:58.386	18:44:45.121	10:46.735	10:46.735		

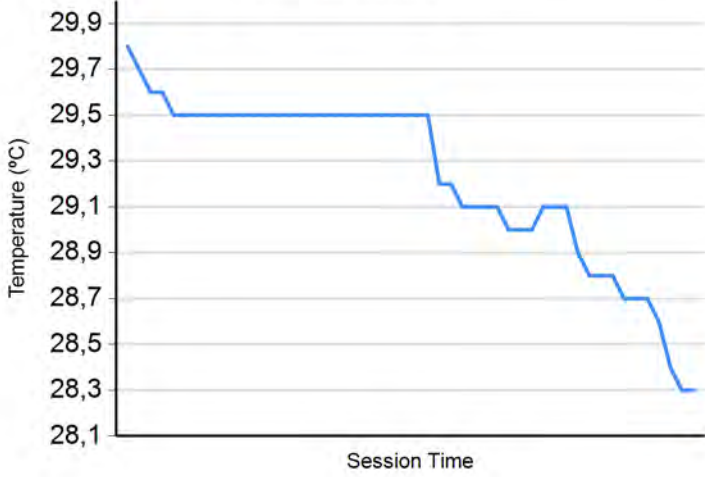
99 Giovanni MASCHIO Formula Alpine
MONOLITE RACING

N°	In Day Time	In Time	Out Time	Pit Time	T. Pit Time	Handicap	Diff.
1	18:24:36.412	18:24:36.412	18:28:08.573	3:32.161	3:32.161		

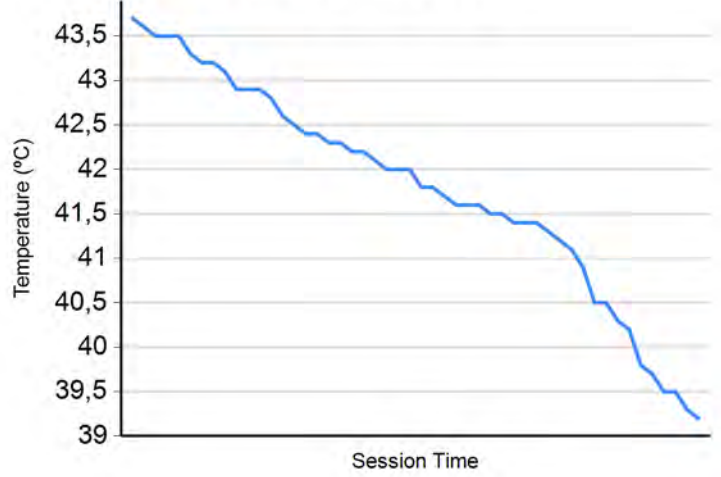


Paul Ricard
Formula Regional Championship by Alpine
Collective Test 2
Weather Report

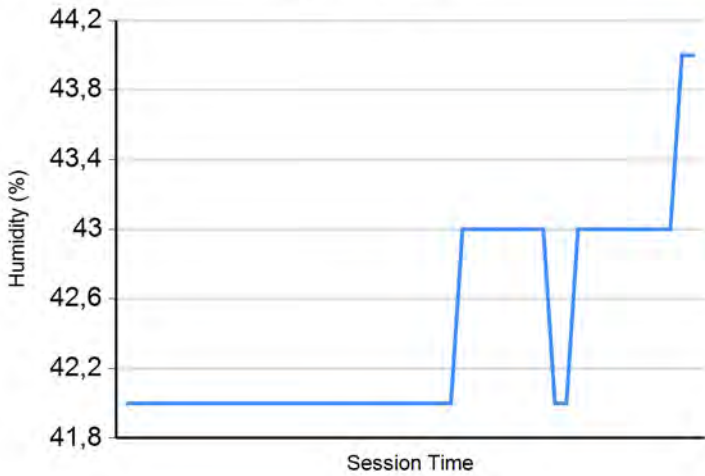
Air Temperature



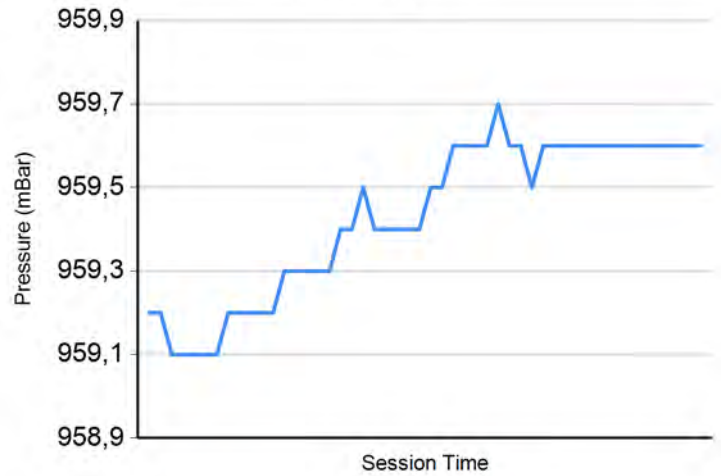
Track Temperature



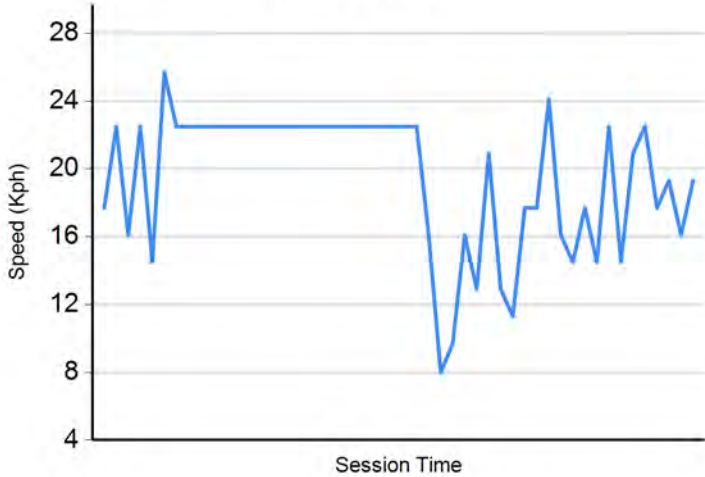
Humidity



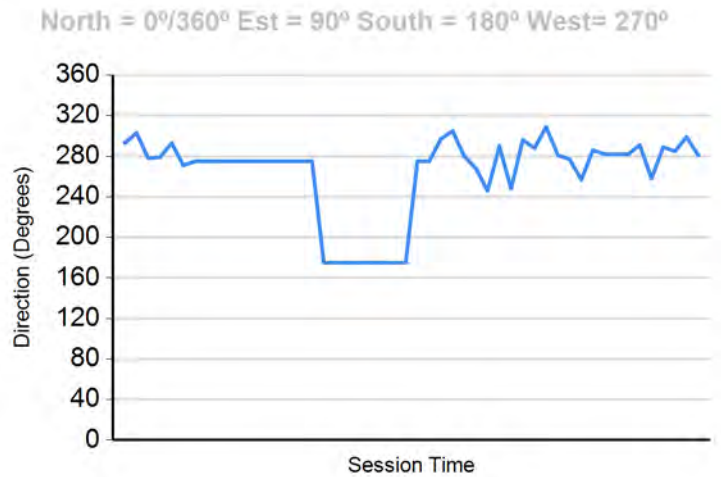
Pressure

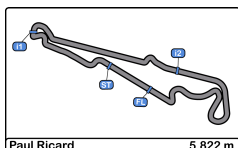


Wind Speed



Wind direction





Paul Ricard
Formula Regional Championship by Alpine
Collective Test 1 - 2
Combined Results

Paul Ricard 5.822 m.

Cls	N°	Driver	Nat	Cat	Clas	Team	Nat	Vehicle	Laps	CT1	CT2	Best	Gap	Interval	Km/h		
1	65	Santiago RAMOS	MEX			RPM	ITA	Formula Alpine	37	1:59.744	20	2:00.360	9	1:59.744	175.0		
2	19	Esteban MASSON	FRA			SAINTELOC RACING	FRA	Formula Alpine	37	2:00.629	15	1:59.782	14	1:59.782	0.038	0.038	174.9
3	15	Sami	FRA			MP MOTORSPORT	NLD	Formula Alpine	30	2:00.383	15	1:59.956	8	1:59.956	0.212	0.174	174.7
4	27	Kas HAVERKORT	NLD			VAN AMERSFOORT RACING	NLD	Formula Alpine	34	2:00.080	18	1:59.970	6	1:59.970	0.226	0.014	174.7
5	77	Tim TRAMNITZ	GER			R-ACE GP	FRA	Formula Alpine	33	2:00.237	15	1:59.997	9	1:59.997	0.253	0.027	174.6
6	8	Rafael CAMARA	BRA			PREMA RACING	ITA	Formula Alpine	33	2:00.311	16	2:00.048	11	2:00.048	0.304	0.051	174.5
7	34	Martinius	NOR	R	1	R-ACE GP	FRA	Formula Alpine	33	2:00.541	18	2:00.065	9	2:00.065	0.321	0.017	174.5
8	85	Macéo CAPIETTO	FRA			RPM	ITA	Formula Alpine	37	2:00.106	18	2:00.356	11	2:00.106	0.362	0.041	174.5
9	18	Laurens VAN	NLD			ART GRAND PRIX	FRA	Formula Alpine	35	2:00.763	17	2:00.173	7	2:00.173	0.429	0.067	174.4
10	3	Alessandro GIUSTI	FRA	R	2	G4 RACING	CHE	Formula Alpine	33	2:00.556	15	2:00.311	11	2:00.311	0.567	0.138	174.2
11	73	Emerson FITTIPALDI	BRA	R	3	SAINTELOC RACING	FRA	Formula Alpine	37	2:01.625	19	2:00.333	15	2:00.333	0.589	0.022	174.1
12	26	Victor BERNIER	FRA			MP MOTORSPORT	NLD	Formula Alpine	30	2:00.344	14	2:00.336	8	2:00.336	0.592	0.003	174.1
13	47	Nikhil BOHRA	USA			TRIDENT	ITA	Formula Alpine	36	2:00.756	18	2:00.399	11	2:00.399	0.655	0.063	174.0
14	12	Andrea Kimi	ITA			PREMA RACING	ITA	Formula Alpine	34	2:00.554	17	2:00.429	11	2:00.429	0.685	0.030	174.0
15	43	Owen	FRA			TRIDENT	ITA	Formula Alpine	34	2:01.011	19	2:00.445	8	2:00.445	0.701	0.016	174.0
16	4	Roman BILINSKI	POL			TRIDENT	ITA	Formula Alpine	34	2:00.961	19	2:00.470	7	2:00.470	0.726	0.025	173.9
17	7	Lorenzo FLUXA	ESP			PREMA RACING	ITA	Formula Alpine	33	2:01.199	14	2:00.588	8	2:00.588	0.844	0.118	173.8
18	64	Maya WEUG	NLD	R	4	KIC MOTORSPORT	FIN	Formula Alpine	33	2:01.072	19	2:00.599	7	2:00.599	0.855	0.011	173.7
19	10	Joshua DURKSEN	GBR			ARDEN	GBR	Formula Alpine	34	2:00.687	19	2:03.503	4	2:00.687	0.943	0.088	173.6
20	88	Matias ZAGAZETA	PER			R-ACE GP	FRA	Formula Alpine	34	2:01.003	19	2:00.840	9	2:00.840	1.096	0.153	173.4
21	5	Tom LEBBON	GBR	R	5	ARDEN	GBR	Formula Alpine	31	2:00.873	16	2:01.547	7	2:00.873	1.129	0.033	173.3
22	30	Michael BELOV	RUS			G4 RACING	CHE	Formula Alpine	38	2:01.105	16	2:00.876	10	2:00.876	1.132	0.003	173.3
23	25	Marcus AMAND	FRA	R	6	ART GRAND PRIX	FRA	Formula Alpine	30	2:01.180	14	2:00.879	5	2:00.879	1.135	0.003	173.3
24	13	Joshua DUFEK	CHE			VAN AMERSFOORT RACING	NLD	Formula Alpine	20	2:02.561	5	2:01.029	8	2:01.029	1.285	0.150	173.1
25	28	Pierre - Alexandre	LUX	R	7	G4 RACING	CHE	Formula Alpine	35	2:02.166	13	2:01.207	10	2:01.207	1.463	0.178	172.9
26	68	Niels KOOLEN	NLD			VAN AMERSFOORT RACING	NLD	Formula Alpine	34	2:02.498	17	2:01.227	10	2:01.227	1.483	0.020	172.8
27	21	Kirill SMAL	RUS	R	8	MONOLITE RACING	ITA	Formula Alpine	28	2:01.452	11	2:01.243	7	2:01.243	1.499	0.016	172.8
28	9	Charlie WURZ	AUT			ART GRAND PRIX	FRA	Formula Alpine	30	2:01.260	17	2:01.511	4	2:01.260	1.516	0.017	172.8
29	99	Giovanni MASCHIO	ITA			MONOLITE RACING	ITA	Formula Alpine	31	2:03.488	11	2:01.282	10	2:01.282	1.538	0.022	172.8
30	33	Lucas MEDINA	COL	R	9	SAINTELOC RACING	FRA	Formula Alpine	35	2:01.643	14	2:01.381	14	2:01.381	1.637	0.099	172.6
31	11	Levente REVESZ	HUN			ARDEN	GBR	Formula Alpine	33	2:01.470	19	2:01.865	7	2:01.470	1.726	0.089	172.5
32	23	Ivan KLYMENKO	UKR	R	10	KIC MOTORSPORT	FIN	Formula Alpine	36	2:03.120	17	2:01.755	10	2:01.755	2.011	0.285	172.1
33	29	Enzo SCIONTI	ITA			MONOLITE RACING	ITA	Formula Alpine	30	2:02.649	15	2:01.857	8	2:01.857	2.113	0.102	171.9

*** PENALTIES**

CARS #3 - #4 - #7 - #13 - #28 - #33 - #47 SOME LAP TIMES DELETED DUE TRACK LIMITS

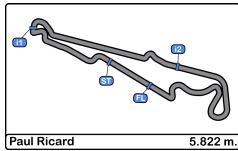
CARS #3 - #8 - #9 - #10 - #11 - #12 - #13 - #26 - #28 - #29 - #30 - #34 - #43 - #64 - #73 - #77 - #88 - #99 SOME LAP TIMES DELETED DUE TRACK LIMITS

Published at:.....

Race Director:

Timekeeper:

Luis Garcia
JOB-1605-ESP/M



Paul Ricard
Formula Regional Championship by Alpine
Qualifying 1 - Group A
Provisional Results

Clas	Nº	Driver	Nat	Cat	Clas	Team	Nat	Vehicle	Laps	Best	Time	Gap	Interval	Km/h
1	34	Martinius STENSHORNE		R	1	R-ACE GP		Formula Alpine	8	7	1:59.176			175.8
2	77	Tim TRAMNITZ				R-ACE GP		Formula Alpine	8	7	1:59.287	0.111	0.111	175.7
3	19	Esteban MASSON				SAINTELOC RACING		Formula Alpine	8	7	1:59.567	0.391	0.280	175.2
4	26	Victor BERNIER				MP MOTORSPORT		Formula Alpine	7	5	1:59.573	0.397	0.006	175.2
5	8	Rafael CAMARA				PREMA RACING		Formula Alpine	8	7	1:59.601	0.425	0.028	175.2
6	64	Maya WEUG		R	2	KIC MOTORSPORT		Formula Alpine	8	7	1:59.749	0.573	0.148	175.0
7	47	Nikhil BOHRA				TRIDENT		Formula Alpine	7	7	1:59.766	0.590	0.017	175.0
8	43	Owen TANGAVELOU				TRIDENT		Formula Alpine	7	7	1:59.777	0.601	0.011	174.9
9	4	Roman BILINSKI				TRIDENT		Formula Alpine	7	7	2:00.006	0.830	0.229	174.6
10	88	Matias ZAGAZETA				R-ACE GP		Formula Alpine	8	5	2:00.058	0.882	0.052	174.5
11	13	Joshua DUFEK				VAN AMERSFOORT		Formula Alpine	7	7	2:00.195	1.019	0.137	174.3
12	21	Kirill SMAL		R	3	MONOLITE RACING		Formula Alpine	8	5	2:00.369	1.193	0.174	174.1
13	85	Macéo CAPIETTO				RPM		Formula Alpine	7	5	2:00.436	1.260	0.067	174.0
14	68	Niels KOOLEN				VAN AMERSFOORT		Formula Alpine	7	7	2:00.795	1.619	0.359	173.5
15	99	Giovanni MASCHIO				MONOLITE RACING		Formula Alpine	8	7	2:00.836	1.660	0.041	173.4
16	29	Enzo SCIONTI				MONOLITE RACING		Formula Alpine	8	7	2:01.024	1.848	0.188	173.1
17	23	Ivan KLYMENKO		R	4	KIC MOTORSPORT		Formula Alpine	8	7	2:01.455	2.279	0.431	172.5

*** PENALTIES**


CARS #99 - #68 - #85 - SOME LAP TIMES DELETED DUE TRACK LIMITS - T3-4

Published at:.....

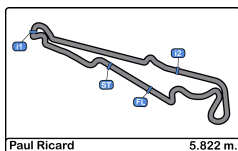
Track Temp: 33.8 °C Air Temp: 26.7 °C Humidity: 33 % Track Status: DRY

Race Director:

Timekeeper:


 Luis Garcia
 JOB-1605-ESP/M





Paul Ricard
Formula Regional Championship by Alpine
Qualifying 1 - Group A
Provisional Results by Category

Rookie														
Clas	Nº	Driver	Nat	Cat	Clas	Team	Nat	Vehicle	Laps	Best	Time	Gap	Interval	Km/h
1	34	Martinius STENSHORNE		R	1	R-ACE GP		Formula Alpine	8	7	1:59.176			175.8
2	64	Maya WEUG		R	2	KIC MOTORSPORT		Formula Alpine	8	7	1:59.749	0.573	0.573	175.0
3	21	Kirill SMAL		R	3	MONOLITE RACING		Formula Alpine	8	5	2:00.369	1.193	0.620	174.1
4	23	Ivan KLYMENKO		R	4	KIC MOTORSPORT		Formula Alpine	8	7	2:01.455	2.279	1.086	172.5
Clas	Nº	Driver	Nat	Cat	Clas	Team	Nat	Vehicle	Laps	Best	Time	Gap	Interval	Km/h
1	77	Tim TRAMNITZ				R-ACE GP		Formula Alpine	8	7	1:59.287			175.7
2	19	Esteban MASSON				SAINTELOC RACING		Formula Alpine	8	7	1:59.567	0.280	0.280	175.2
3	26	Victor BERNIER				MP MOTORSPORT		Formula Alpine	7	5	1:59.573	0.286	0.006	175.2
4	8	Rafael CAMARA				PREMA RACING		Formula Alpine	8	7	1:59.601	0.314	0.028	175.2
5	47	Nikhil BOHRA				TRIDENT		Formula Alpine	7	7	1:59.766	0.479	0.165	175.0
6	43	Owen TANGAVELOU				TRIDENT		Formula Alpine	7	7	1:59.777	0.490	0.011	174.9
7	4	Roman BILINSKI				TRIDENT		Formula Alpine	7	7	2:00.006	0.719	0.229	174.6
8	88	Matias ZAGAZETA				R-ACE GP		Formula Alpine	8	5	2:00.058	0.771	0.052	174.5
9	13	Joshua DUFEK				VAN AMERSFOORT		Formula Alpine	7	7	2:00.195	0.908	0.137	174.3
10	85	Macéo CAPIETTO				RPM		Formula Alpine	7	5	2:00.436	1.149	0.241	174.0
11	68	Niels KOOLEN				VAN AMERSFOORT		Formula Alpine	7	7	2:00.795	1.508	0.359	173.5
12	99	Giovanni MASCHIO				MONOLITE RACING		Formula Alpine	8	7	2:00.836	1.549	0.041	173.4
13	29	Enzo SCIONTI				MONOLITE RACING		Formula Alpine	8	7	2:01.024	1.737	0.188	173.1

* PENALTIES

CARS #99 - #68 - #85 - SOME LAP TIMES DELETED DUE TRACK LIMITS - T3-4

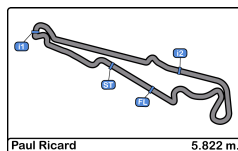
Published at:.....

Track Temp: 33.8 °C Air Temp: 26.7 °C Humidity: 33 % Track Status: DRY

Race Director:

Timekeeper:

Luis Garcia
JOB-1605-ESP/M



Paul Ricard
Formula Regional Championship by Alpine
Qualifying 1 - Group A
Lap Analysis

Paul Ricard 5.822 m.

4 Roman BILINSKI Formula Alpine **21** Kirill SMAL Formula Alpine
 TRIDENT Rookie MONOLITE RACING

Lap	D	Time	Sector 1	Sector 2	Sector 3	T. Spd	Elapsed	Lap	D	Time	Sector 1	Sector 2	Sector 3	T. Spd	Elapsed
1		9:43:53.093	9:42:06.016	46.640	1:00.437	128.7	9:43:53.093	1		9:42:49.267	9:41:02.325	45.042	1:01.900	115.0	9:42:49.267
2		2:15.377	37.616	40.922	56.839	211.3	9:46:08.470	2		2:15.550	37.286	41.590	56.674	225.0	9:45:04.817
3		2:23.397	36.478	39.667	1:07.252	219.0	9:48:31.867	3		2:10.722	37.290	39.574	53.858	221.3	9:47:15.539
4		2:01.568	33.435	37.190	50.943	231.7	9:50:33.435	4		2:00.923	33.232	36.937	50.754	231.7	9:49:16.462
5		2:00.750	33.111	36.902	50.737	231.7	9:52:34.185	5		2:00.369	33.054	36.856	50.459	232.2	9:51:16.831
6		2:09.512	36.879	38.852	53.781	228.3	9:54:43.697	6		2:25.391	39.974	46.276	59.141	210.1	9:53:42.222
7		2:00.006	32.991	36.787	50.228	231.7	9:56:43.703	7		2:00.425	33.016	36.934	50.475	231.7	9:55:42.647
8			43.884	47.042		186.8		8		2:48.057 P	43.194	49.658	1:15.205	230.2	9:58:30.704

8 Rafael CAMARA Formula Alpine **23** Ivan KLYMENKO Formula Alpine
 PREMA RACING Rookie KIC MOTORSPORT

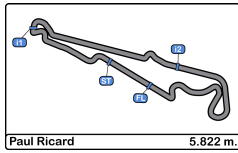
Lap	D	Time	Sector 1	Sector 2	Sector 3	T. Spd	Elapsed	Lap	D	Time	Sector 1	Sector 2	Sector 3	T. Spd	Elapsed
1		9:43:10.907	9:41:17.588	49.288	1:04.031	114.6	9:43:10.907	1		9:43:12.062	9:41:19.751	49.028	1:03.283	139.1	9:43:12.062
2		2:24.623	44.793	42.530	57.300	182.1	9:45:35.530	2		2:25.206	46.456	43.728	55.022	165.8	9:45:37.268
3		2:11.357	35.978	39.455	55.924	228.3	9:47:46.887	3		2:11.214	35.942	39.684	55.588	229.2	9:47:48.482
4		2:00.835	33.534	36.915	50.386	231.7	9:49:47.722	4		2:02.387	33.763	37.539	51.085	230.7	9:49:50.869
5		1:59.775	32.955	36.557	50.263	232.7	9:51:47.497	5		2:01.559	33.497	37.310	50.752	232.7	9:51:52.428
6		2:09.898	34.914	37.820	57.164	234.2	9:53:57.395	6		2:16.895	36.203	40.515	1:00.177	196.0	9:54:09.323
7		1:59.601	32.898	36.429	50.274	233.2	9:55:56.996	7		2:01.455	33.555	37.296	50.604	229.7	9:56:10.778
8		3:01.350 P	42.909	48.967	1:29.474	184.3	9:58:58.346	8		2:55.988 P	37.459	46.520	1:32.009	228.3	9:59:06.766

13 Joshua DUFEK Formula Alpine **26** Victor BERNIER Formula Alpine
 VAN AMERSFOORT RACING MP MOTORSPORT

Lap	D	Time	Sector 1	Sector 2	Sector 3	T. Spd	Elapsed	Lap	D	Time	Sector 1	Sector 2	Sector 3	T. Spd	Elapsed
1		9:43:08.084	9:41:08.156	51.477	1:08.451	123.5	9:43:08.084	1		9:43:09.091	9:41:13.732	50.700	1:04.659	125.4	9:43:09.091
2		2:25.708	46.080	43.041	56.587	168.7	9:45:33.792	2		2:22.526	44.664	41.352	56.510	167.9	9:45:31.617
3		2:10.854	36.058	38.705	56.091	222.2	9:47:44.646	3		2:09.416	36.529	38.486	54.401	224.5	9:47:41.033
4		2:00.560	33.223	36.842	50.495	232.2	9:49:45.206	4		2:00.051	32.962	37.050	50.039	229.7	9:49:41.084
5		2:00.500	33.124	36.733	50.643	231.2	9:51:45.706	5		1:59.573	32.900	36.785	49.888	230.2	9:51:40.657
6		2:09.286	34.156	37.316	57.814	231.2	9:53:54.992	6		2:12.688	36.274	38.433	57.981	228.8	9:53:53.345
7		2:00.195	32.957	36.657	50.581	232.2	9:55:55.187	7		2:01.573	32.880	36.757	51.936	230.7	9:55:54.918
8			39.967	47.310		218.1		8			43.484	46.158		186.8	

19 Esteban MASSON Formula Alpine **29** Enzo SCIONTI Formula Alpine
 SAINTELOC RACING MONOLITE RACING

Lap	D	Time	Sector 1	Sector 2	Sector 3	T. Spd	Elapsed	Lap	D	Time	Sector 1	Sector 2	Sector 3	T. Spd	Elapsed
1		9:43:10.367	9:41:19.329	48.389	1:02.649	142.2	9:43:10.367	1		9:43:06.791	9:41:06.678	52.304	1:07.809	111.8	9:43:06.791
2		2:19.404	42.567	41.154	55.683	171.4	9:45:29.771	2		2:29.410	44.610	46.472	58.328	181.2	9:45:36.201
3		2:07.247	36.120	38.803	52.324	227.3	9:47:37.018	3		2:14.150	36.370	39.071	58.709	225.0	9:47:50.351
4		2:00.181	33.047	36.922	50.212	229.7	9:49:37.199	4		2:01.243	33.306	37.152	50.785	230.2	9:49:51.594
5		1:59.845	32.883	36.786	50.176	230.7	9:51:37.044	5		2:03.416	33.183	37.261	52.972	232.2	9:51:55.010
6		2:09.313	37.309	38.047	53.957	204.5	9:53:46.357	6		2:11.268	34.202	38.491	58.575	227.3	9:54:06.278
7		1:59.567	32.692	36.568	50.307	230.2	9:55:45.924	7		2:01.024	33.141	37.110	50.773	229.7	9:56:07.302
8		2:48.008 P	41.297	50.604	1:16.107	227.8	9:58:33.932	8		2:55.185 P	36.175	46.694	1:32.316	227.3	9:59:02.487



Paul Ricard
Formula Regional Championship by Alpine
Qualifying 1 - Group A
Lap Analysis

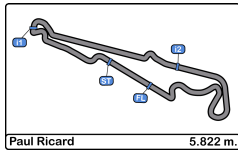
34	Martinius STENSHORNE	Formula Alpine	68	Niels KOOLEN	Formula Alpine										
Rookie		R-ACE GP			VAN AMERSFOORT RACING										
Lap	D	Time	Sector 1	Sector 2	Sector 3	T. Spd	Elapsed	Lap	D	Time	Sector 1	Sector 2	Sector 3	T. Spd	Elapsed
1		9:43:44.791	9:41:57.305	45.684	1:01.802	137.7	9:43:44.791	1		9:42:57.442	9:41:09.241	49.283	58.918	128.4	9:42:57.442
2		2:16.974	38.621	41.944	56.409	196.7	9:46:01.765	2		2:17.385	38.349	42.209	56.827	191.8	9:45:14.827
3		2:10.375	36.463	39.905	54.007	222.2	9:48:12.140	3		2:10.878	37.487	40.953	52.438	189.4	9:47:25.705
4		2:00.671	33.234	36.879	50.558	230.2	9:50:12.811	4		2:08.137	35.624	39.316	53.197	230.2	9:49:33.842
5		1:59.584	32.771	36.751	50.062	231.2	9:52:12.395	5		2:02.227	33.806	37.218	51.203	229.2	9:51:36.069
6		2:10.842	37.755	39.265	53.822	225.4	9:54:23.237	6		2:11.396	35.600	39.576	56.220	230.7	9:53:47.465
7		1:59.176	32.635	36.525	50.016	231.7	9:56:22.413	7		2:00.795	33.468	36.908	50.419	232.7	9:55:48.260
8		2:48.116 P	39.257	47.266	1:21.593	226.4	9:59:10.529	8			39.571	46.213		224.5	

43	Owen TANGAVELOU	Formula Alpine	77	Tim TRAMNITZ	Formula Alpine										
		TRIDENT			R-ACE GP										
Lap	D	Time	Sector 1	Sector 2	Sector 3	T. Spd	Elapsed	Lap	D	Time	Sector 1	Sector 2	Sector 3	T. Spd	Elapsed
1		9:43:54.044	9:42:04.695	45.644	1:03.705	124.5	9:43:54.044	1		9:43:49.202	9:42:01.094	46.068	1:02.040	141.3	9:43:49.202
2		2:16.518	38.230	41.382	56.906	205.3	9:46:10.562	2		2:16.804	38.890	41.596	56.318	194.9	9:46:06.006
3		2:19.117	36.828	39.316	1:02.973	230.2	9:48:29.679	3		2:13.564	36.772	39.486	57.306	221.3	9:48:19.570
4		2:01.723	33.358	36.990	51.375	231.7	9:50:31.402	4		2:00.314	33.212	36.791	50.311	231.2	9:50:19.884
5		1:59.827	33.015	36.741	50.071	232.7	9:52:31.229	5		1:59.554	32.907	36.656	49.991	231.2	9:52:19.438
6		2:08.509	35.515	39.081	53.913	230.2	9:54:39.738	6		2:11.040	37.860	39.190	53.990	230.7	9:54:30.478
7		1:59.777	32.827	36.707	50.243	233.2	9:56:39.515	7		1:59.287	32.810	36.502	49.975	231.7	9:56:29.765
8			40.208	46.056		232.2		8		2:42.871 P	38.160	45.970	1:18.741	229.2	9:59:12.636

47	Nikhil BOHRA	Formula Alpine	85	Macéo CAPIETTO	Formula Alpine										
		TRIDENT			RPM										
Lap	D	Time	Sector 1	Sector 2	Sector 3	T. Spd	Elapsed	Lap	D	Time	Sector 1	Sector 2	Sector 3	T. Spd	Elapsed
1		9:43:52.487	9:42:05.259	45.276	1:01.952	124.2	9:43:52.487	1		9:43:09.446	9:41:14.548	50.676	1:04.222	140.2	9:43:09.446
2		2:16.553	38.908	40.956	56.689	199.2	9:46:09.040	2		2:23.195	45.411	41.244	56.540	185.8	9:45:32.641
3		2:18.130	37.492	38.858	1:01.780	225.0	9:48:27.170	3		2:10.092	35.939	39.080	55.073	222.2	9:47:42.733
4		2:02.226	33.218	37.034	51.974	232.7	9:50:29.396	4		2:07.549	36.524	37.427	53.598	233.2	9:49:50.282
5		2:00.265	33.240	36.806	50.219	232.2	9:52:29.661	5		2:00.436	33.326	36.944	50.166	233.2	9:51:50.718
6		2:12.491	38.102	40.242	54.147	231.2	9:54:42.152	6		2:09.977	34.652	37.358	57.967	233.2	9:54:00.695
7		1:59.766	32.942	36.630	50.194	232.7	9:56:41.918	7		2:01.243	32.927	36.779	51.537	233.2	9:56:01.938
8			41.168	46.865		232.7		8			34.840	42.924		231.7	

64	Maya WEUG	Formula Alpine	88	Matias ZAGAZETA	Formula Alpine										
Rookie		KIC MOTORSPORT			R-ACE GP										
Lap	D	Time	Sector 1	Sector 2	Sector 3	T. Spd	Elapsed	Lap	D	Time	Sector 1	Sector 2	Sector 3	T. Spd	Elapsed
1		9:43:11.516	9:41:21.633	46.566	1:03.317	139.1	9:43:11.516	1		9:43:51.189	9:42:03.217	45.976	1:01.996	135.8	9:43:51.189
2		2:24.704	46.340	43.650	54.714	182.1	9:45:36.220	2		2:16.666	38.878	41.303	56.485	206.8	9:46:07.855
3		2:11.582	35.946	39.850	55.786	227.8	9:47:47.802	3		2:16.591	36.587	39.452	1:00.552	211.3	9:48:24.446
4		2:01.236	33.171	36.922	51.143	232.7	9:49:49.038	4		2:02.482	33.086	36.988	52.408	229.2	9:50:26.928
5		1:59.939	32.984	36.841	50.114	231.2	9:51:48.977	5		2:00.058	32.993	36.810	50.255	230.2	9:52:26.986
6		2:09.814	34.861	37.872	57.081	232.2	9:53:58.791	6		2:09.518	36.621	39.566	53.331	230.2	9:54:36.504
7		1:59.749	32.943	36.604	50.202	232.2	9:55:58.540	7		2:00.911	33.150	36.693	51.068	229.7	9:56:37.415
8		3:02.182 P	42.066	48.958	1:31.158	207.6	9:59:00.722	8		2:42.653 P	39.879	45.129	1:17.645	229.7	9:59:20.068





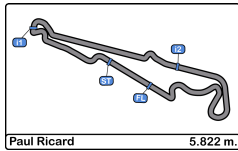
Paul Ricard
Formula Regional Championship by Alpine
Qualifying 1 - Group A
Lap Analysis

Paul Ricard 5.822 m.

99 Giovanni MASCHIO Formula Alpine

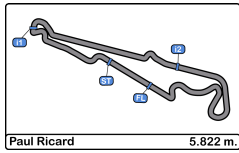
MONOLITE RACING

Lap	D	Time	Sector 1	Sector 2	Sector 3	T. Spd	Elapsed
1		9:42:50.578	9:41:04.366	44.909	1:01.303	124.1	9:42:50.578
2		2:15.306	37.226	41.707	56.373	190.1	9:45:05.884
3		2:10.709	37.366	39.119	54.224	225.9	9:47:16.593
4		2:03.288	34.522	37.814	50.952	231.2	9:49:19.881
5		2:01.309	33.249	37.308	50.752	229.7	9:51:21.190
6		2:26.918	37.303	46.846	1:02.769	231.2	9:53:48.108
7		2:00.836	33.226	36.995	50.615	234.2	9:55:48.944
8		3:06.088 P	45.486	51.423	1:29.179	232.2	9:58:55.032



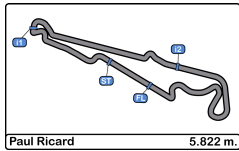
Paul Ricard
Formula Regional Championship by Alpine
Qualifying 1 - Group A
Best Sectors Results

		Sector - 1		Sector - 2		Sector - 3		Ideal Lap vs Best Lap							
Clas	Nº	Driver	Time	Nº	Driver	Time	Nº	Driver	Time	Clas	Nº	Driver	Ideal Lap	Best Lap	Clas
1	34	Martinius STENSHORNE	32.635	8	Rafael CAMARA	36.429	26	Victor BERNIER	49.888	1	34	Martinius STENSHORNE	1:59.176	1:59.176	1
2	19	Esteban MASSON	32.692	77	Tim TRAMNITZ	36.502	77	Tim TRAMNITZ	49.975	2	77	Tim TRAMNITZ	1:59.287	1:59.287	2
3	77	Tim TRAMNITZ	32.810	34	Martinius STENSHORNE	36.525	34	Martinius STENSHORNE	50.016	3	19	Esteban MASSON	1:59.436	1:59.567	3
4	43	Owen	32.827	19	Esteban MASSON	36.568	43	Owen	50.071	4	26	Victor BERNIER	1:59.525	1:59.573	4
5	26	Victor BERNIER	32.880	64	Maya WEUG	36.604	64	Maya WEUG	50.114	5	8	Rafael CAMARA	1:59.590	1:59.601	5
6	8	Rafael CAMARA	32.898	47	Nikhil BOHRA	36.630	85	Macéo CAPIETTO	50.166	6	43	Owen	1:59.605	1:59.777	8
7	85	Macéo CAPIETTO	32.927	13	Joshua DUFEK	36.657	19	Esteban MASSON	50.176	7	64	Maya WEUG	1:59.661	1:59.749	6
8	47	Nikhil BOHRA	32.942	88	Matias ZAGAZETA	36.693	47	Nikhil BOHRA	50.194	8	47	Nikhil BOHRA	1:59.766	1:59.766	7
9	64	Maya WEUG	32.943	43	Owen	36.707	4	Roman BILINSKI	50.228	9	85	Macéo CAPIETTO	1:59.872	2:00.436	13
10	13	Joshua DUFEK	32.957	26	Victor BERNIER	36.757	88	Matias ZAGAZETA	50.255	10	88	Matias ZAGAZETA	1:59.941	2:00.058	10
11	4	Roman BILINSKI	32.991	85	Macéo CAPIETTO	36.779	8	Rafael CAMARA	50.263	11	4	Roman BILINSKI	2:00.006	2:00.006	9
12	88	Matias ZAGAZETA	32.993	4	Roman BILINSKI	36.787	68	Niels KOOLEN	50.419	12	13	Joshua DUFEK	2:00.109	2:00.195	11
13	21	Kirill SMAL	33.016	21	Kirill SMAL	36.856	21	Kirill SMAL	50.459	13	21	Kirill SMAL	2:00.331	2:00.369	12
14	29	Enzo SCIONTI	33.141	68	Niels KOOLEN	36.908	13	Joshua DUFEK	50.495	14	68	Niels KOOLEN	2:00.795	2:00.795	14
15	99	Giovanni MASCHIO	33.226	99	Giovanni MASCHIO	36.995	23	Ivan KLYMENKO	50.604	15	99	Giovanni MASCHIO	2:00.836	2:00.836	15
16	68	Niels KOOLEN	33.468	29	Enzo SCIONTI	37.110	99	Giovanni MASCHIO	50.615	16	29	Enzo SCIONTI	2:01.024	2:01.024	16
17	23	Ivan KLYMENKO	33.497	23	Ivan KLYMENKO	37.296	29	Enzo SCIONTI	50.773	17	23	Ivan KLYMENKO	2:01.397	2:01.455	17



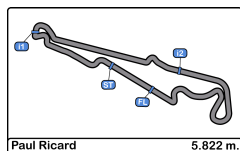
Paul Ricard
Formula Regional Championship by Alpine
Qualifying 1 - Group A
Best 5 Lap Times

Cls	N°	Driver	Nat	Cat	Cls	Team	Nat	Vehicle	Best 1		Best 2		Best 3		Best 4		Best 5	
									Time	Lap	Time	Lap	Time	Lap	Time	Lap	Time	Lap
1	34	Martinius		R	1	R-ACE GP		Formula Alpine	1:59.176	7	1:59.584	5	2:00.671	4	2:10.375	3	2:10.842	6
2	77	Tim TRAMNITZ				R-ACE GP		Formula Alpine	1:59.287	7	1:59.554	5	2:00.314	4	2:11.040	6	2:13.564	3
3	19	Esteban MASSON				SAINTELOC RACING		Formula Alpine	1:59.567	7	1:59.845	5	2:00.181	4	2:07.247	3	2:09.313	6
4	26	Victor BERNIER				MP MOTORSPORT		Formula Alpine	1:59.573	5	2:00.051	4	2:01.573	7	2:09.416	3	2:12.688	6
5	8	Rafael CAMARA				PREMA RACING		Formula Alpine	1:59.601	7	1:59.775	5	2:00.835	4	2:09.898	6	2:11.357	3
6	64	Maya WEUG		R	2	KIC MOTORSPORT		Formula Alpine	1:59.749	7	1:59.939	5	2:01.236	4	2:09.814	6	2:11.582	3
7	47	Nikhil BOHRA				TRIDENT		Formula Alpine	1:59.766	7	2:00.265	5	2:02.226	4	2:12.491	6	2:16.553	2
8	43	Owen				TRIDENT		Formula Alpine	1:59.777	7	1:59.827	5	2:01.723	4	2:08.509	6	2:16.518	2
9	4	Roman BILINSKI				TRIDENT		Formula Alpine	2:00.006	7	2:00.750	5	2:01.568	4	2:09.512	6	2:15.377	2
10	88	Matias ZAGAZETA				R-ACE GP		Formula Alpine	2:00.058	5	2:00.911	7	2:02.482	4	2:09.518	6	2:16.591	3
11	13	Joshua DUFEK				VAN AMERSFOORT		Formula Alpine	2:00.195	7	2:00.500	5	2:00.560	4	2:09.286	6	2:10.854	3
12	21	Kirill SMAL		R	3	MONOLITE RACING		Formula Alpine	2:00.369	5	2:00.425	7	2:00.923	4	2:10.722	3	2:15.550	2
13	85	Macéo CAPIETTO				RPM		Formula Alpine	2:00.436	5	2:01.243	7	2:09.977	6	2:10.092	3	2:23.195	2
14	68	Niels KOOLEN				VAN AMERSFOORT		Formula Alpine	2:00.795	7	2:02.227	5	2:10.878	3	2:11.396	6	2:17.385	2
15	99	Giovanni MASCHIO				MONOLITE RACING		Formula Alpine	2:00.836	7	2:01.309	5	2:10.709	3	2:15.306	2	2:26.918	6
16	29	Enzo SCIONTI				MONOLITE RACING		Formula Alpine	2:01.024	7	2:01.243	4	2:03.416	5	2:11.268	6	2:14.150	3
17	23	Ivan KLYMENKO		R	4	KIC MOTORSPORT		Formula Alpine	2:01.455	7	2:01.559	5	2:02.387	4	2:11.214	3	2:16.895	6



Paul Ricard
Formula Regional Championship by Alpine
Qualifying 1 - Group A
Best 5 Top Speeds

Clas	Nº	Driver	Nat	Cat	Cls	Team	Nat	Vehicle	Top 1		Top 2		Top 3		Top 4		Top 5		Avg		
									Km/h	Lap	Km/h	Lap	Km/h	Lap	Km/h	Lap	Km/h	Lap			
1	8	Rafael CAMARA		BRA		PREMA RACING		ITA	Formula Alpine	234.2	6	233.2	7	232.7	5	231.7	4	228.3	3	232.0	
2	99	Giovanni MASCHIO		ITA		MONOLITE RACING		ITA	Formula Alpine	234.2	7	232.2	8	231.2	4	231.2	6	229.7	5	231.7	
3	43	Owen		FRA		TRIDENT		ITA	Formula Alpine	233.2	7	232.7	5	232.2	8	231.7	4	230.2	3	232.0	
4	85	Macéo CAPIETTO		FRA		RPM		ITA	Formula Alpine	233.2	4	233.2	5	233.2	6	233.2	7	231.7	8	232.9	
5	23	Ivan KLYMENKO		UKR	R	1	KIC MOTORSPORT		FIN	Formula Alpine	232.7	5	230.7	4	229.7	7	229.2	3	228.3	8	230.1
6	47	Nikhil BOHRA		USA		TRIDENT		ITA	Formula Alpine	232.7	4	232.7	7	232.7	8	232.2	5	231.2	6	232.3	
7	64	Maya WEUG		NLD	R	2	KIC MOTORSPORT		FIN	Formula Alpine	232.7	4	232.2	6	232.2	7	231.2	5	227.8	3	231.2
8	68	Niels KOOLEN		NLD		VAN AMERSFOORT		NLD	Formula Alpine	232.7	7	230.7	6	230.2	4	229.2	5	224.5	8	229.5	
9	13	Joshua DUFEK		CHE		VAN AMERSFOORT		NLD	Formula Alpine	232.2	4	232.2	7	231.2	5	231.2	6	222.2	3	229.8	
10	21	Kirill SMAL		KGZ	R	3	MONOLITE RACING		ITA	Formula Alpine	232.2	5	231.7	4	231.7	7	230.2	8	225.0	2	230.2
11	29	Enzo SCIONTI		USA		MONOLITE RACING		ITA	Formula Alpine	232.2	5	230.2	4	229.7	7	227.3	6	227.3	8	229.4	
12	4	Roman BILINSKI		POL		TRIDENT		ITA	Formula Alpine	231.7	4	231.7	5	231.7	7	228.3	6	219.0	3	228.5	
13	34	Martinius		NOR	R	4	R-ACE GP		FRA	Formula Alpine	231.7	7	231.2	5	230.2	4	226.4	8	225.4	6	229.0
14	77	Tim TRAMNITZ		DEU		R-ACE GP		FRA	Formula Alpine	231.7	7	231.2	4	231.2	5	230.7	6	229.2	8	230.8	
15	19	Esteban MASSON		FRA		SAINTELOC RACING		FRA	Formula Alpine	230.7	5	230.2	7	229.7	4	227.8	8	227.3	3	229.2	
16	26	Victor BERNIER		FRA		MP MOTORSPORT		NLD	Formula Alpine	230.7	7	230.2	5	229.7	4	228.8	6	224.5	3	228.8	
17	88	Matias ZAGAZETA		ESP		R-ACE GP		FRA	Formula Alpine	230.2	5	230.2	6	229.7	7	229.7	8	229.2	4	229.8	



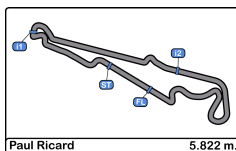
Paul Ricard

Formula Regional Championship by Alpine

Qualifying 1 - Group A

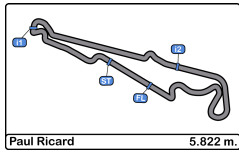
Fastest Laps Sequence

Lap	Time of Day	Session Time	N° Driver	Nat	Cat	Team	Nat	Vehicle	Time	Km/h
2	9:45:04.817	5:04.817	21 Kirill SMAL		KCZ	R MONOLITE RACING		ITA Formula Alpine	2:15.550	154.6
2	9:45:05.884	5:05.884	99 Giovanni MASCHIO		ITA	MONOLITE RACING		ITA Formula Alpine	2:15.306	154.9
3	9:47:15.539	7:15.539	21 Kirill SMAL		KCZ	R MONOLITE RACING		ITA Formula Alpine	2:10.722	160.3
3	9:47:16.593	7:16.593	99 Giovanni MASCHIO		ITA	MONOLITE RACING		ITA Formula Alpine	2:10.709	160.3
3	9:47:37.018	7:37.018	19 Esteban MASSON		FRA	SAINTELOC RACING		FRA Formula Alpine	2:07.247	164.7
4	9:49:16.462	9:16.462	21 Kirill SMAL		KCZ	R MONOLITE RACING		ITA Formula Alpine	2:00.923	173.3
4	9:49:37.199	9:37.199	19 Esteban MASSON		FRA	SAINTELOC RACING		FRA Formula Alpine	2:00.181	174.3
4	9:49:41.084	9:41.084	26 Victor BERNIER		FRA	MP MOTORSPORT		NLD Formula Alpine	2:00.051	174.5
5	9:51:37.044	11:37.044	19 Esteban MASSON		FRA	SAINTELOC RACING		FRA Formula Alpine	1:59.845	174.8
5	9:51:40.657	11:40.657	26 Victor BERNIER		FRA	MP MOTORSPORT		NLD Formula Alpine	1:59.573	175.2
5	9:52:19.438	12:19.438	77 Tim TRAMNITZ		DEU	R-ACE GP		FRA Formula Alpine	1:59.554	175.3
7	9:56:22.413	16:22.413	34 Martinus		NOR	R R-ACE GP		FRA Formula Alpine	1:59.176	175.8

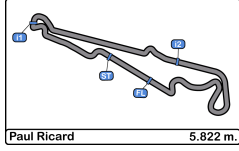


Paul Ricard
Formula Regional Championship by Alpine
Qualifying 1 - Group A
Event Best Maximum Speed

N°	Driver	Nat	Cat	Clas	Team	Nat	Vehicle	Km/h	Session
10	Joshua DURKSEN		PRY		ARDEN		Formula Alpine	235.2	Collective Test 2
8	Rafael CAMARA		BRA		PREMA RACING		Formula Alpine	234.2	Qualifying 1 - Group A
99	Giovanni MASCHIO		ITA		MONOLITE RACING		Formula Alpine	234.2	Qualifying 1 - Group A
3	Alessandro GIUSTI		FRA	R 1	G4 RACING		Formula Alpine	233.7	Collective Test 1
73	Emerson FITTIPALDI		BRA	R 2	SAINTELOC RACING		Formula Alpine	233.2	Collective Test 1
5	Tom LEBBON		GBR	R 3	ARDEN		Formula Alpine	233.2	Collective Test 1
65	Santiago RAMOS		MEX		RPM		Formula Alpine	233.2	Collective Test 1
19	Esteban MASSON		FRA		SAINTELOC RACING		Formula Alpine	233.2	Collective Test 2
15	Sami		FRA		MP MOTORSPORT		Formula Alpine	233.2	Collective Test 2
85	Macéo CAPIETTO		FRA		RPM		Formula Alpine	233.2	Qualifying 1 - Group A
43	Owen		FRA		TRIDENT		Formula Alpine	233.2	Qualifying 1 - Group A
25	Marcus AMAND		FRA	R 4	ART GRAND PRIX		Formula Alpine	232.7	Collective Test 2
64	Maya WEUG		NLD	R 5	KIC MOTORSPORT		Formula Alpine	232.7	Qualifying 1 - Group A
23	Ivan KLYMENKO		UKR	R 6	KIC MOTORSPORT		Formula Alpine	232.7	Qualifying 1 - Group A
68	Niels KOOLEN		NLD		VAN AMERSFOORT		Formula Alpine	232.7	Qualifying 1 - Group A
47	Nikhil BOHRA		USA		TRIDENT		Formula Alpine	232.7	Qualifying 1 - Group A
33	Lucas MEDINA		COL	R 7	SAINTELOC RACING		Formula Alpine	232.2	Collective Test 1
34	Martinius		NOR	R 8	R-ACE GP		Formula Alpine	232.2	Collective Test 1
30	Michael BELOV		KGZ		G4 RACING		Formula Alpine	232.2	Collective Test 1
21	Kirill SMAL		KGZ	R 9	MONOLITE RACING		Formula Alpine	232.2	Collective Test 1
27	Kas HAVERKORT		NLD		VAN AMERSFOORT		Formula Alpine	232.2	Collective Test 1
77	Tim TRAMNITZ		DEU		R-ACE GP		Formula Alpine	232.2	Collective Test 1
26	Victor BERNIER		FRA		MP MOTORSPORT		Formula Alpine	232.2	Collective Test 2
13	Joshua DUFEK		CHE		VAN AMERSFOORT		Formula Alpine	232.2	Qualifying 1 - Group A
29	Enzo SCIONTI		USA		MONOLITE RACING		Formula Alpine	232.2	Qualifying 1 - Group A
18	Laurens VAN		NLD		ART GRAND PRIX		Formula Alpine	231.7	Collective Test 1
9	Charlie WURZ		AUT		ART GRAND PRIX		Formula Alpine	231.7	Collective Test 2
4	Roman BILINSKI		POL		TRIDENT		Formula Alpine	231.7	Qualifying 1 - Group A
7	Lorenzo FLUXA		ESP		PREMA RACING		Formula Alpine	231.2	Collective Test 1
12	Andrea Kimi		ITA		PREMA RACING		Formula Alpine	230.7	Collective Test 1
28	Pierre - Alexandre		LUX	R 10	G4 RACING		Formula Alpine	230.2	Collective Test 1
88	Matias ZAGAZETA		PER		R-ACE GP		Formula Alpine	230.2	Qualifying 1 - Group A
11	Levente REVESZ		HUN		ARDEN		Formula Alpine	228.8	Collective Test 1

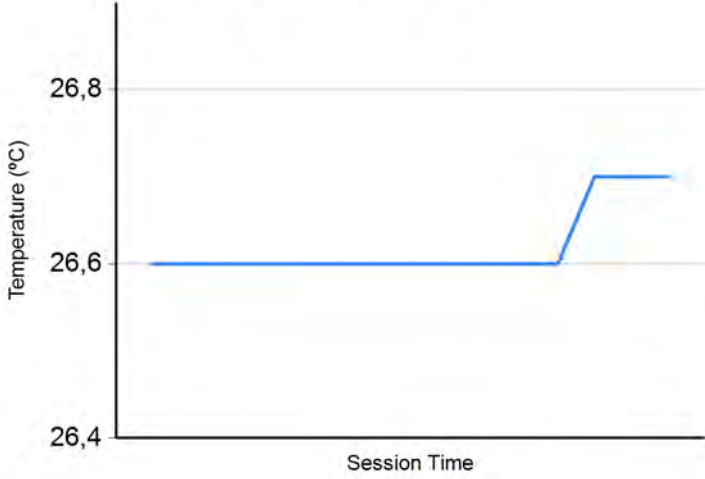


Paul Ricard
Formula Regional Championship by Alpine
Qualifying 1 - Group A
Pit Stop Analysis

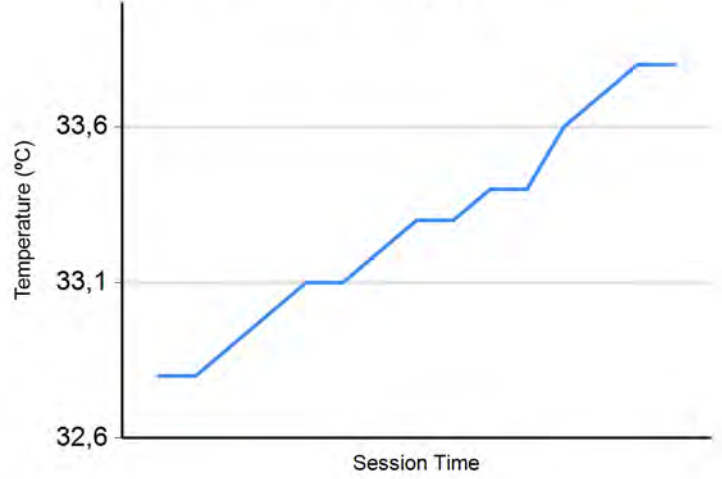


Paul Ricard
Formula Regional Championship by Alpine
Qualifying 1 - Group A
Weather Report

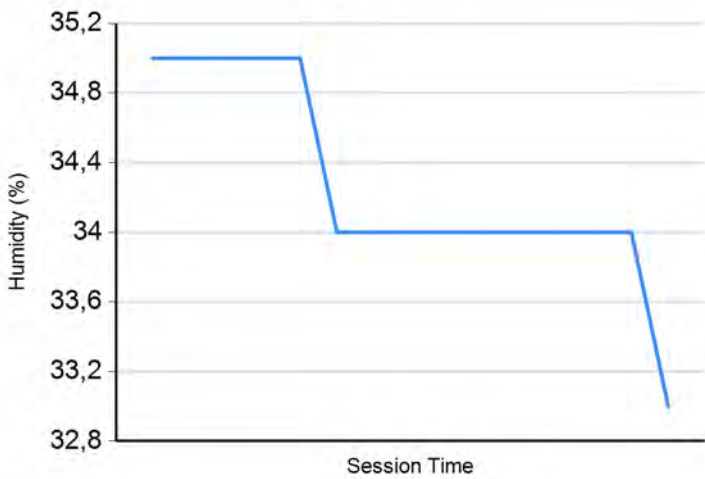
Air Temperature



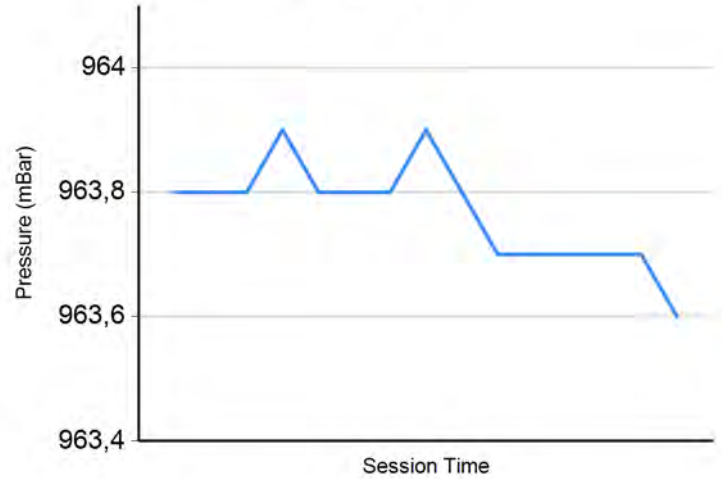
Track Temperature



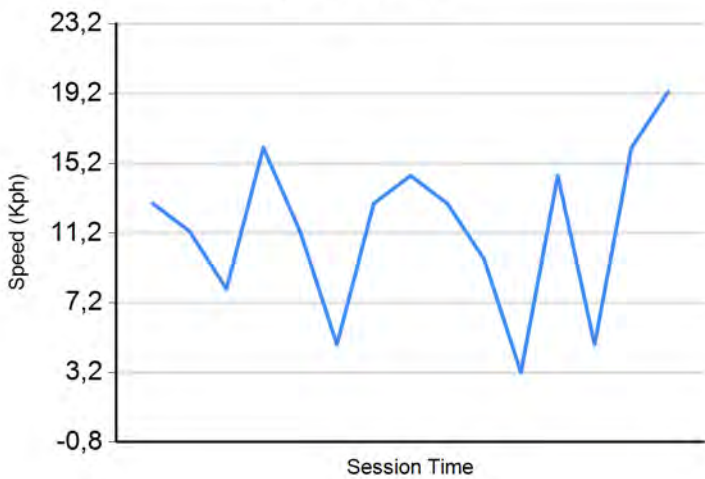
Humidity



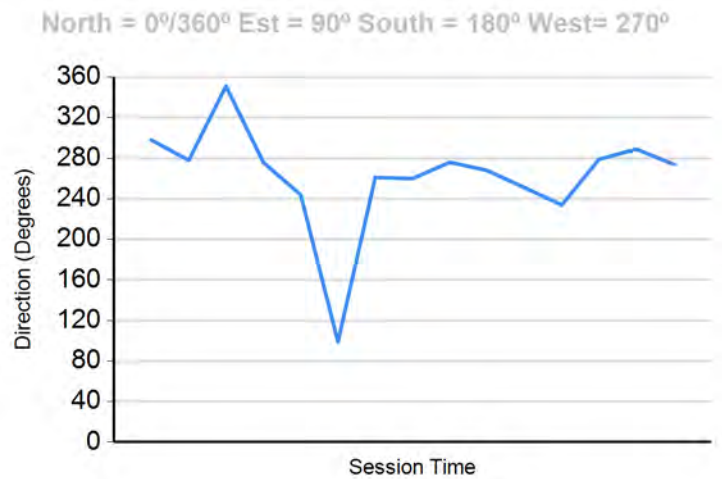
Pressure

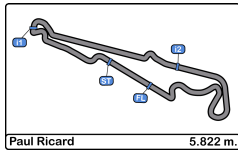


Wind Speed



Wind direction





Paul Ricard
Formula Regional Championship by Alpine
Qualifying 1 - Group A
Final Results

Clas	Nº	Driver	Nat	Cat	Clas	Team	Nat	Vehicle	Laps	Best	Time	Gap	Interval	Km/h
1	34	Martinius STENSHORNE		R	1	R-ACE GP		Formula Alpine	8	7	1:59.176			175.8
2	77	Tim TRAMNITZ				R-ACE GP		Formula Alpine	8	7	1:59.287	0.111	0.111	175.7
3	19	Esteban MASSON				SAINTELOC RACING		Formula Alpine	8	7	1:59.567	0.391	0.280	175.2
4	26	Victor BERNIER				MP MOTORSPORT		Formula Alpine	7	5	1:59.573	0.397	0.006	175.2
5	8	Rafael CAMARA				PREMA RACING		Formula Alpine	8	7	1:59.601	0.425	0.028	175.2
6	64	Maya WEUG		R	2	KIC MOTORSPORT		Formula Alpine	8	7	1:59.749	0.573	0.148	175.0
7	47	Nikhil BOHRA				TRIDENT		Formula Alpine	7	7	1:59.766	0.590	0.017	175.0
8	43	Owen TANGAVELOU				TRIDENT		Formula Alpine	7	7	1:59.777	0.601	0.011	174.9
9	4	Roman BILINSKI				TRIDENT		Formula Alpine	7	7	2:00.006	0.830	0.229	174.6
10	88	Matias ZAGAZETA				R-ACE GP		Formula Alpine	8	5	2:00.058	0.882	0.052	174.5
11	13	Joshua DUFEK				VAN AMERSFOORT		Formula Alpine	7	7	2:00.195	1.019	0.137	174.3
12	21	Kirill SMAL		R	3	MONOLITE RACING		Formula Alpine	8	5	2:00.369	1.193	0.174	174.1
13	85	Macéo CAPIETTO				RPM		Formula Alpine	7	5	2:00.436	1.260	0.067	174.0
14	68	Niels KOOLEN				VAN AMERSFOORT		Formula Alpine	7	7	2:00.795	1.619	0.359	173.5
15	99	Giovanni MASCHIO				MONOLITE RACING		Formula Alpine	8	7	2:00.836	1.660	0.041	173.4
16	29	Enzo SCIONTI				MONOLITE RACING		Formula Alpine	8	7	2:01.024	1.848	0.188	173.1
17	23	Ivan KLYMENKO		R	4	KIC MOTORSPORT		Formula Alpine	8	7	2:01.455	2.279	0.431	172.5

*** PENALTIES**


CARS #99 - #68 - #85 - SOME LAP TIMES DELETED DUE TRACK LIMITS - T3-4

Published at:.....

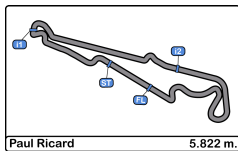
Track Temp: 33.8 °C Air Temp: 26.7 °C Humidity: 33 % Track Status: DRY

Stewards:

Timekeeper:


 Luis Garcia
 JOB-1605-ESP/M





Paul Ricard
Formula Regional Championship by Alpine
Qualifying 1 - Group B
Provisional Results

Paul Ricard 5.822 m.

Clas	Nº	Driver	Nat	Cat	Clas	Team	Nat	Vehicle	Laps	Best	Time	Gap	Interval	Km/h
1	3	Alessandro GIUSTI		R	1	G4 RACING		Formula Alpine	7	5	1:58.968			176.1
2	15	Sami MEGUETOUNIF				MP MOTORSPORT		Formula Alpine	8	7	1:59.079	0.111	0.111	176.0
3	12	Andrea Kimi ANTONELLI				PREMA RACING		Formula Alpine	8	7	1:59.151	0.183	0.072	175.9
4	18	Laurens VAN HOEPEN				ART GRAND PRIX		Formula Alpine	8	7	1:59.166	0.198	0.015	175.8
5	30	Michael BELOV				G4 RACING		Formula Alpine	8	5	1:59.197	0.229	0.031	175.8
6	27	Kas HAVERKORT				VAN AMERSFOORT		Formula Alpine	8	5	1:59.279	0.311	0.082	175.7
7	5	Tom LEBBON		R	2	ARDEN		Formula Alpine	8	7	1:59.411	0.443	0.132	175.5
8	65	Santiago RAMOS				RPM		Formula Alpine	8	4	1:59.487	0.519	0.076	175.4
9	7	Lorenzo FLUXA				PREMA RACING		Formula Alpine	8	7	1:59.626	0.658	0.139	175.2
10	25	Marcus AMAND		R	3	ART GRAND PRIX		Formula Alpine	8	7	1:59.676	0.708	0.050	175.1
11	9	Charlie WURZ				ART GRAND PRIX		Formula Alpine	7	5	1:59.696	0.728	0.020	175.1
12	10	Joshua DURKSEN				ARDEN		Formula Alpine	7	5	1:59.716	0.748	0.020	175.0
13	73	Emerson FITTIPALDI Jr.		R	4	SAINTELOC RACING		Formula Alpine	8	5	2:00.093	1.125	0.377	174.5
14	33	Lucas MEDINA		R	5	SAINTELOC RACING		Formula Alpine	8	7	2:00.504	1.536	0.411	173.9
15	11	Levente REVESZ				ARDEN		Formula Alpine	8	7	2:00.622	1.654	0.118	173.7
16	28	Pierre - Alexandre PROVOST		R	6	G4 RACING		Formula Alpine	8	7	2:00.740	1.772	0.118	173.5

Published at:.....

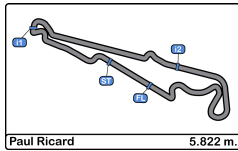
Track Temp: 35.1 °C Air Temp: 26.8 °C Humidity: 33 % Track Status: DRY

Race Director:

Timekeeper:


 Luis Garcia
 JOB-1605-ESP/M





Paul Ricard
Formula Regional Championship by Alpine
Qualifying 1 - Group B
Provisional Results by Category

Rookie														
Clas	Nº	Driver	Nat	Cat	Clas	Team	Nat	Vehicle	Laps	Best	Time	Gap	Interval	Km/h
1	3	Alessandro GIUSTI		R	1	G4 RACING		Formula Alpine	7	5	1:58.968			176.1
2	5	Tom LEBBON		R	2	ARDEN		Formula Alpine	8	7	1:59.411	0.443	0.443	175.5
3	25	Marcus AMAND		R	3	ART GRAND PRIX		Formula Alpine	8	7	1:59.676	0.708	0.265	175.1
4	73	Emerson FITTIPALDI Jr.		R	4	SAINTELOC RACING		Formula Alpine	8	5	2:00.093	1.125	0.417	174.5
5	33	Lucas MEDINA		R	5	SAINTELOC RACING		Formula Alpine	8	7	2:00.504	1.536	0.411	173.9
6	28	Pierre - Alexandre PROVOST		R	6	G4 RACING		Formula Alpine	8	7	2:00.740	1.772	0.236	173.5
Clas	Nº	Driver	Nat	Cat	Clas	Team	Nat	Vehicle	Laps	Best	Time	Gap	Interval	Km/h
1	15	Sami MEGUETOUNIF				MP MOTORSPORT		Formula Alpine	8	7	1:59.079			176.0
2	12	Andrea Kimi ANTONELLI				PREMA RACING		Formula Alpine	8	7	1:59.151	0.072	0.072	175.9
3	18	Laurens VAN HOEPEN				ART GRAND PRIX		Formula Alpine	8	7	1:59.166	0.087	0.015	175.8
4	30	Michael BELOV				G4 RACING		Formula Alpine	8	5	1:59.197	0.118	0.031	175.8
5	27	Kas HAVERKORT				VAN AMERSFOORT		Formula Alpine	8	5	1:59.279	0.200	0.082	175.7
6	65	Santiago RAMOS				RPM		Formula Alpine	8	4	1:59.487	0.408	0.208	175.4
7	7	Lorenzo FLUXA				PREMA RACING		Formula Alpine	8	7	1:59.626	0.547	0.139	175.2
8	9	Charlie WURZ				ART GRAND PRIX		Formula Alpine	7	5	1:59.696	0.617	0.070	175.1
9	10	Joshua DURKSEN				ARDEN		Formula Alpine	7	5	1:59.716	0.637	0.020	175.0
10	11	Levente REVESZ				ARDEN		Formula Alpine	8	7	2:00.622	1.543	0.906	173.7

Published at:.....

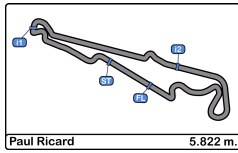
Track Temp: 35.1 °C Air Temp: 26.8 °C Humidity: 33 % Track Status: DRY

Race Director:

Timekeeper:


 Luis Garcia
 JOB-1605-ESP/M





Paul Ricard
Formula Regional Championship by Alpine
Qualifying 1 - Group B
Lap Analysis

3 Alessandro GIUSTI Formula Alpine **10** Joshua DURKSEN Formula Alpine
 Rookie G4 RACING ARDEN

Lap	D	Time	Sector 1	Sector 2	Sector 3	T. Spd	Elapsed	Lap	D	Time	Sector 1	Sector 2	Sector 3	T. Spd	Elapsed
1		10:02:44.685	10:00:56.953	46.961	1:00.771	129.6	10:02:44.685	1		10:02:49.447	10:01:05.824	44.254	59.369	132.1	10:02:49.447
2		2:25.571	38.993	46.913	59.665	163.8	10:05:10.256	2		2:22.151	38.961	43.742	59.448	163.3	10:05:11.598
3		2:10.730	38.822	40.613	51.295	190.8	10:07:20.986	3		2:19.127	44.065	41.966	53.096	159.0	10:07:30.725
4		1:59.568	32.905	36.667	49.996	231.7	10:09:20.554	4		2:01.407	33.085	36.796	51.526	231.7	10:09:32.132
5		1:58.968	32.672	36.404	49.892	232.7	10:11:19.522	5		1:59.716	32.870	36.690	50.156	234.2	10:11:31.848
6		2:11.709	38.396	42.854	50.459	210.9	10:13:31.231	6		2:12.319	36.880	40.054	55.385	218.6	10:13:44.167
7		2:16.776 P	32.877	36.515	1:07.384	231.7	10:15:48.007	7		2:23.023 P	32.813	36.626	1:13.584	232.7	10:16:07.190

5 Tom LEBBON Formula Alpine **11** Levente REVESZ Formula Alpine
 Rookie ARDEN ARDEN

Lap	D	Time	Sector 1	Sector 2	Sector 3	T. Spd	Elapsed	Lap	D	Time	Sector 1	Sector 2	Sector 3	T. Spd	Elapsed
1		10:02:51.201	10:01:07.725	44.926	58.550	131.5	10:02:51.201	1		10:03:27.037	10:01:40.560	44.362	1:02.115	127.6	10:03:27.037
2		2:21.170	39.186	43.217	58.767	198.8	10:05:12.371	2		2:18.532	39.236	41.266	58.030	196.7	10:05:45.569
3		2:22.616	45.246	41.662	55.708	202.2	10:07:34.987	3		2:26.925	36.368	42.617	1:07.940	227.8	10:08:12.494
4		2:00.216	33.022	36.905	50.289	231.2	10:09:35.203	4		2:01.748	33.034	36.994	51.720	230.2	10:10:14.242
5		1:59.779	32.899	36.640	50.240	231.2	10:11:34.982	5		2:01.475	33.119	37.027	51.329	230.7	10:12:15.717
6		2:13.208	37.825	39.695	55.688	211.3	10:13:48.190	6		2:08.276	36.135	38.928	53.213	230.2	10:14:23.993
7		1:59.411	32.775	36.619	50.017	232.2	10:15:47.601	7		2:00.622	33.167	37.014	50.441	230.7	10:16:24.615
8		2:58.013 P	39.017	50.223	1:28.773	224.5	10:18:45.614	8		2:37.870 P	35.485	39.828	1:22.557	229.7	10:19:02.485

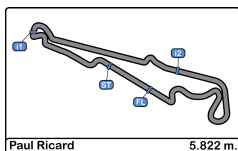
7 Lorenzo FLUXA Formula Alpine **12** Andrea Kimi ANTONELLI Formula Alpine
 PREMA RACING PREMA RACING

Lap	D	Time	Sector 1	Sector 2	Sector 3	T. Spd	Elapsed	Lap	D	Time	Sector 1	Sector 2	Sector 3	T. Spd	Elapsed
1		10:03:19.776	10:01:36.446	44.281	59.049	131.3	10:03:19.776	1		10:03:21.617	10:01:38.698	43.438	59.481	130.5	10:03:21.617
2		2:15.039	38.318	40.619	56.102	206.1	10:05:34.815	2		2:15.048	38.407	40.835	55.806	208.8	10:05:36.665
3		2:17.795	36.648	43.064	58.083	202.2	10:07:52.610	3		2:22.062	37.712	40.946	1:03.404	225.4	10:07:58.727
4		2:00.056	33.187	36.805	50.064	232.2	10:09:52.666	4		1:59.801	33.013	36.806	49.982	230.2	10:09:58.528
5		1:59.804	33.091	36.515	50.198	232.2	10:11:52.470	5		1:59.509	33.018	36.543	49.948	231.2	10:11:58.037
6		2:14.970	41.451	41.899	51.620	209.7	10:14:07.440	6		2:14.865	39.300	41.804	53.761	208.0	10:14:12.902
7		1:59.626	33.023	36.590	50.013	231.7	10:16:07.066	7		1:59.151	32.812	36.530	49.809	230.7	10:16:12.053
8		2:47.287 P	41.973	44.129	1:21.185	207.2	10:18:54.353	8		2:43.749 P	39.501	42.676	1:21.572	213.0	10:18:55.802

9 Charlie WURZ Formula Alpine **15** Sami MEGUETOUNIF Formula Alpine
 ART GRAND PRIX MP MOTORSPORT

Lap	D	Time	Sector 1	Sector 2	Sector 3	T. Spd	Elapsed	Lap	D	Time	Sector 1	Sector 2	Sector 3	T. Spd	Elapsed
1		10:03:25.162	10:01:43.447	42.322	59.393	128.7	10:03:25.162	1		10:03:34.877	10:01:49.391	44.726	1:00.760	135.8	10:03:34.877
2		2:13.339	38.485	39.872	54.982	197.8	10:05:38.501	2		2:13.803	37.202	39.758	56.843	215.5	10:05:48.680
3		2:23.009	36.648	41.806	1:04.555	211.7	10:08:01.510	3		2:28.537	36.926	41.602	1:10.009	219.9	10:08:17.217
4		1:59.924	33.003	36.918	50.003	231.2	10:10:01.434	4		2:00.363	33.401	36.799	50.163	231.2	10:10:17.580
5		1:59.696	32.759	36.815	50.122	231.7	10:12:01.130	5		1:59.483	32.813	36.770	49.900	232.2	10:12:17.063
6		2:14.914	37.837	41.460	55.617	212.1	10:14:16.044	6		2:10.295	37.481	39.842	52.972	225.0	10:14:27.358
7		2:27.691 P	32.894	36.963	1:17.834	231.2	10:16:43.735	7		1:59.079	32.637	36.595	49.847	231.7	10:16:26.437
8								8		2:47.174 P	42.980	46.051	1:18.143	213.8	10:19:13.611





Paul Ricard
Formula Regional Championship by Alpine
Qualifying 1 - Group B
Lap Analysis

Paul Ricard 5.822 m.

18 Laurens VAN HOEPEN Formula Alpine **30** Michael BELOV Formula Alpine
 ART GRAND PRIX G4 RACING

Lap	D	Time	Sector 1	Sector 2	Sector 3	T. Spd	Elapsed	Lap	D	Time	Sector 1	Sector 2	Sector 3	T. Spd	Elapsed
1		10:03:24.109	10:01:40.959	43.294	59.856	136.7	10:03:24.109	1		10:02:41.932	10:00:59.636	42.628	59.668	128.7	10:02:41.932
2		2:18.421	38.516	41.461	58.444	208.8	10:05:42.530	2		2:27.294	38.197	44.871	1:04.226	222.2	10:05:09.226
3		2:23.821	36.378	41.614	1:05.829	219.0	10:08:06.351	3		2:16.022	42.041	41.997	51.984	174.7	10:07:25.248
4		1:59.236	32.749	36.745	49.742	232.2	10:10:05.587	4		1:59.880	32.848	36.932	50.100	230.2	10:09:25.128
5		1:59.529	32.890	36.794	49.845	233.7	10:12:05.116	5		1:59.197	32.666	36.670	49.861	228.8	10:11:24.325
6		2:14.802	37.694	40.882	56.226	232.7	10:14:19.918	6		2:09.036	36.512	41.519	51.005	216.0	10:13:33.361
7		1:59.166	32.807	36.714	49.645	232.7	10:16:19.084	7		1:59.650	32.815	36.771	50.064	228.8	10:15:33.011
8		2:46.018 P	39.559	44.716	1:21.743	231.7	10:19:05.102	8		2:56.963 P	44.725	55.620	1:16.618	165.6	10:18:29.974

25 Marcus AMAND Formula Alpine **33** Lucas MEDINA Formula Alpine
 Rookie ART GRAND PRIX Rookie SAINTELOC RACING

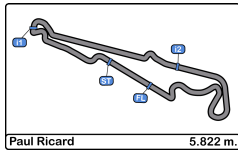
Lap	D	Time	Sector 1	Sector 2	Sector 3	T. Spd	Elapsed	Lap	D	Time	Sector 1	Sector 2	Sector 3	T. Spd	Elapsed
1		10:03:24.701	10:01:42.014	43.202	59.485	138.2	10:03:24.701	1		10:03:01.462	10:01:21.710	42.159	57.593	126.9	10:03:01.462
2		2:18.654	38.581	41.671	58.402	201.4	10:05:43.355	2		2:19.265	37.028	43.772	58.465	205.3	10:05:20.727
3		2:25.634	36.183	41.913	1:07.538	212.1	10:08:08.989	3		2:24.322	43.886	42.689	57.747	225.4	10:07:45.049
4		2:00.062	33.133	36.908	50.021	232.2	10:10:09.051	4		2:00.872	33.060	37.214	50.598	230.7	10:09:45.921
5		1:59.932	33.074	36.764	50.094	230.7	10:12:08.983	5		2:00.770	33.185	37.168	50.417	230.7	10:11:46.691
6		2:12.952	36.716	39.395	56.841	230.7	10:14:21.935	6		2:11.314	37.552	39.038	54.724	216.8	10:13:58.005
7		1:59.676	32.966	36.804	49.906	231.2	10:16:21.611	7		2:00.504	33.152	37.104	50.248	230.7	10:15:58.509
8		2:47.192 P	37.963	47.749	1:21.480	231.2	10:19:08.803	8		2:51.504 P	41.082	43.856	1:26.566	218.1	10:18:50.013

27 Kas HAVERKORT Formula Alpine **65** Santiago RAMOS Formula Alpine
 VAN AMERSFOORT RACING RPM

Lap	D	Time	Sector 1	Sector 2	Sector 3	T. Spd	Elapsed	Lap	D	Time	Sector 1	Sector 2	Sector 3	T. Spd	Elapsed
1		10:03:35.999	10:01:45.565	49.397	1:01.037	135.8	10:03:35.999	1		10:03:23.404	10:01:39.547	44.042	59.815	120.9	10:03:23.404
2		2:14.289	37.575	40.682	56.032	191.8	10:05:50.288	2		2:17.477	38.771	41.653	57.053	210.9	10:05:40.881
3		2:29.280	36.326	41.282	1:11.672	224.5	10:08:19.568	3		2:23.356	36.647	41.186	1:05.523	223.1	10:08:04.237
4		1:59.760	33.071	36.686	50.003	232.7	10:10:19.328	4		1:59.487	32.702	36.602	50.183	232.2	10:10:03.724
5		1:59.279	32.953	36.594	49.732	233.2	10:12:18.607	5		1:59.526	32.753	36.710	50.063	233.7	10:12:03.250
6		2:11.007	37.257	39.293	54.457	233.2	10:14:29.614	6		2:14.833	37.547	41.323	55.963	233.2	10:14:18.083
7		1:59.307	32.821	36.481	50.005	233.2	10:16:28.921	7		1:59.529	32.961	36.796	49.772	232.2	10:16:17.612
8		2:41.833 P	41.208	43.648	1:16.977	232.2	10:19:10.754	8		2:41.693 P	38.274	41.996	1:21.423	231.2	10:18:59.305

28 Pierre - Alexandre PROVOST Formula Alpine **73** Emerson FITTIPALDI Jr. Formula Alpine
 Rookie G4 RACING Rookie SAINTELOC RACING

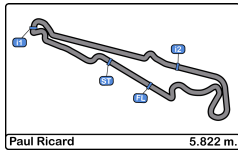
Lap	D	Time	Sector 1	Sector 2	Sector 3	T. Spd	Elapsed	Lap	D	Time	Sector 1	Sector 2	Sector 3	T. Spd	Elapsed
1		10:02:43.206	10:00:57.946	46.598	58.662	132.5	10:02:43.206	1		10:03:00.129	10:01:20.480	42.552	57.097	128.7	10:03:00.129
2		2:25.375	38.683	44.737	1:01.955	208.0	10:05:08.581	2		2:17.877	36.775	43.539	57.563	219.0	10:05:18.006
3		2:14.408	41.362	41.993	51.053	164.3	10:07:22.989	3		2:24.332	44.713	42.830	56.789	214.2	10:07:42.338
4		2:07.458	32.992	37.091	57.375	230.2	10:09:30.447	4		2:01.127	33.058	36.906	51.163	230.2	10:09:43.465
5		2:03.963	33.282	37.009	53.672	229.2	10:11:34.410	5		2:00.093	32.978	36.818	50.297	231.2	10:11:43.558
6		2:05.182	35.668	38.067	51.447	196.7	10:13:39.592	6		2:10.532	36.920	38.846	54.766	230.7	10:13:54.090
7		2:00.740	32.930	37.106	50.704	229.2	10:15:40.332	7		2:00.278	33.027	36.808	50.443	231.7	10:15:54.368
8		3:00.060 P	38.397	55.159	1:26.504	227.8	10:18:40.392	8		2:53.187 P	40.650	43.010	1:29.527	223.1	10:18:47.555



Paul Ricard
Formula Regional Championship by Alpine
Qualifying 1 - Group B
Best Sectors Results

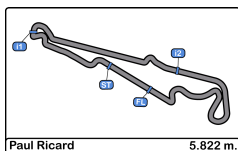
Paul Ricard 5.822 m.

Sector - 1			Sector - 2			Sector - 3			Ideal Lap vs Best Lap						
Clas	Nº	Driver	Time	Nº	Driver	Time	Nº	Driver	Time	Clas	Nº	Driver	Ideal Lap	Best Lap	Clas
1	15	Sami MEGUETOUNIF	32.637	3	Alessandro GIUSTI	36.404	18	Laurens VAN HOEPEN	49.645	1	3	Alessandro GIUSTI	1:58.968	1:58.968	1
2	30	Michael BELOV	32.666	27	Kas HAVERKORT	36.481	27	Kas HAVERKORT	49.732	2	27	Kas HAVERKORT	1:59.034	1:59.279	6
3	3	Alessandro GIUSTI	32.672	7	Lorenzo FLUXA	36.515	65	Santiago RAMOS	49.772	3	65	Santiago RAMOS	1:59.076	1:59.487	8
4	65	Santiago RAMOS	32.702	12	Andrea Kimi ANTONELLI	36.530	12	Andrea Kimi ANTONELLI	49.809	4	15	Sami MEGUETOUNIF	1:59.079	1:59.079	2
5	18	Laurens VAN HOEPEN	32.749	15	Sami MEGUETOUNIF	36.595	15	Sami MEGUETOUNIF	49.847	5	18	Laurens VAN HOEPEN	1:59.108	1:59.166	4
6	9	Charlie WURZ	32.759	65	Santiago RAMOS	36.602	30	Michael BELOV	49.861	6	12	Andrea Kimi ANTONELLI	1:59.151	1:59.151	3
7	5	Tom LEBBON	32.775	5	Tom LEBBON	36.619	3	Alessandro GIUSTI	49.892	7	30	Michael BELOV	1:59.197	1:59.197	5
8	12	Andrea Kimi ANTONELLI	32.812	10	Joshua DURKSEN	36.626	25	Marcus AMAND	49.906	8	5	Tom LEBBON	1:59.411	1:59.411	7
9	10	Joshua DURKSEN	32.813	30	Michael BELOV	36.670	9	Charlie WURZ	50.003	9	7	Lorenzo FLUXA	1:59.551	1:59.626	9
10	27	Kas HAVERKORT	32.821	18	Laurens VAN HOEPEN	36.714	7	Lorenzo FLUXA	50.013	10	9	Charlie WURZ	1:59.577	1:59.696	11
11	28	Pierre - Alexandre PROVOST	32.930	25	Marcus AMAND	36.764	5	Tom LEBBON	50.017	11	10	Joshua DURKSEN	1:59.595	1:59.716	12
12	25	Marcus AMAND	32.966	73	Emerson FITTIPALDI Jr.	36.808	10	Joshua DURKSEN	50.156	12	25	Marcus AMAND	1:59.636	1:59.676	10
13	73	Emerson FITTIPALDI Jr.	32.978	9	Charlie WURZ	36.815	33	Lucas MEDINA	50.248	13	73	Emerson FITTIPALDI Jr.	2:00.083	2:00.093	13
14	7	Lorenzo FLUXA	33.023	11	Levente REVESZ	36.994	73	Emerson FITTIPALDI Jr.	50.297	14	33	Lucas MEDINA	2:00.412	2:00.504	14
15	11	Levente REVESZ	33.034	28	Pierre - Alexandre PROVOST	37.009	11	Levente REVESZ	50.441	15	11	Levente REVESZ	2:00.469	2:00.622	15
16	33	Lucas MEDINA	33.060	33	Lucas MEDINA	37.104	28	Pierre - Alexandre PROVOST	50.704	16	28	Pierre - Alexandre PROVOST	2:00.643	2:00.740	16



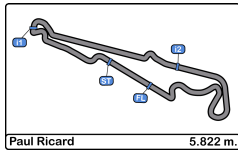
Paul Ricard
Formula Regional Championship by Alpine
Qualifying 1 - Group B
Best 5 Lap Times

Cls	N°	Driver	Nat	Cat	Cls	Team	Nat	Vehicle	Best 1		Best 2		Best 3		Best 4		Best 5	
									Time	Lap	Time	Lap	Time	Lap	Time	Lap	Time	Lap
1	3	Alessandro GIUSTI		R	1	G4 RACING		Formula Alpine	1:58.968	5	1:59.568	4	2:10.730	3	2:11.709	6	2:16.776	7
2	15	Sami				MP MOTORSPORT		Formula Alpine	1:59.079	7	1:59.483	5	2:00.363	4	2:10.295	6	2:13.803	2
3	12	Andrea Kimi				PREMA RACING		Formula Alpine	1:59.151	7	1:59.509	5	1:59.801	4	2:14.865	6	2:15.048	2
4	18	Laurens VAN				ART GRAND PRIX		Formula Alpine	1:59.166	7	1:59.236	4	1:59.529	5	2:14.802	6	2:18.421	2
5	30	Michael BELOV				G4 RACING		Formula Alpine	1:59.197	5	1:59.650	7	1:59.880	4	2:09.036	6	2:16.022	3
6	27	Kas HAVERKORT				VAN AMERSFOORT		Formula Alpine	1:59.279	5	1:59.307	7	1:59.760	4	2:11.007	6	2:14.289	2
7	5	Tom LEBBON		R	2	ARDEN		Formula Alpine	1:59.411	7	1:59.779	5	2:00.216	4	2:13.208	6	2:21.170	2
8	65	Santiago RAMOS				RPM		Formula Alpine	1:59.487	4	1:59.526	5	1:59.529	7	2:14.833	6	2:17.477	2
9	7	Lorenzo FLUXA				PREMA RACING		Formula Alpine	1:59.626	7	1:59.804	5	2:00.056	4	2:14.970	6	2:15.039	2
10	25	Marcus AMAND		R	3	ART GRAND PRIX		Formula Alpine	1:59.676	7	1:59.932	5	2:00.062	4	2:12.952	6	2:18.654	2
11	9	Charlie WURZ				ART GRAND PRIX		Formula Alpine	1:59.696	5	1:59.924	4	2:13.339	2	2:14.914	6	2:23.009	3
12	10	Joshua DURKSEN				ARDEN		Formula Alpine	1:59.716	5	2:01.407	4	2:12.319	6	2:19.127	3	2:22.151	2
13	73	Emerson		R	4	SAINTELOC RACING		Formula Alpine	2:00.093	5	2:00.278	7	2:01.127	4	2:10.532	6	2:17.877	2
14	33	Lucas MEDINA		R	5	SAINTELOC RACING		Formula Alpine	2:00.504	7	2:00.770	5	2:00.872	4	2:11.314	6	2:19.265	2
15	11	Levente REVESZ				ARDEN		Formula Alpine	2:00.622	7	2:01.475	5	2:01.748	4	2:08.276	6	2:18.532	2
16	28	Pierre - Alexandre		R	6	G4 RACING		Formula Alpine	2:00.740	7	2:03.963	5	2:05.182	6	2:07.458	4	2:14.408	3



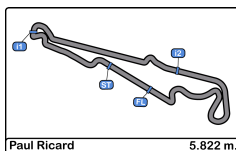
Paul Ricard
Formula Regional Championship by Alpine
Qualifying 1 - Group B
Best 5 Top Speeds

Clas	Nº	Driver	Nat	Cat	Cls	Team	Nat	Vehicle	Top 1		Top 2		Top 3		Top 4		Top 5		Avg
									Km/h	Lap	Km/h	Lap	Km/h	Lap	Km/h	Lap	Km/h	Lap	
1	10	Joshua DURKSEN				ARDEN		Formula Alpine	234.2	5	232.7	7	231.7	4	218.6	6	163.3	2	216.1
2	18	Laurens VAN				ART GRAND PRIX		Formula Alpine	233.7	5	232.7	6	232.7	7	232.2	4	231.7	8	232.6
3	65	Santiago RAMOS				RPM		Formula Alpine	233.7	5	233.2	6	232.2	4	232.2	7	231.2	8	232.5
4	27	Kas HAVERKORT				VAN AMERSFOORT		Formula Alpine	233.2	5	233.2	6	233.2	7	232.7	4	232.2	8	232.9
5	3	Alessandro GIUSTI		R	1	G4 RACING		Formula Alpine	232.7	5	231.7	4	231.7	7	210.9	6	190.8	3	219.6
6	5	Tom LEBBON		R	2	ARDEN		Formula Alpine	232.2	7	231.2	4	231.2	5	224.5	8	211.3	6	226.1
7	7	Lorenzo FLUXA				PREMA RACING		Formula Alpine	232.2	4	232.2	5	231.7	7	209.7	6	207.2	8	222.6
8	15	Sami				MP MOTORSPORT		Formula Alpine	232.2	5	231.7	7	231.2	4	225.0	6	219.9	3	228.0
9	25	Marcus AMAND		R	3	ART GRAND PRIX		Formula Alpine	232.2	4	231.2	7	231.2	8	230.7	5	230.7	6	231.2
10	9	Charlie WURZ				ART GRAND PRIX		Formula Alpine	231.7	5	231.2	4	231.2	7	212.1	6	211.7	3	223.6
11	73	Emerson FITTIPALDI		R	4	SAINTELOC RACING		Formula Alpine	231.7	7	231.2	5	230.7	6	230.2	4	223.1	8	229.4
12	12	Andrea Kimi				PREMA RACING		Formula Alpine	231.2	5	230.7	7	230.2	4	225.4	3	213.0	8	226.1
13	11	Levente REVESZ				ARDEN		Formula Alpine	230.7	5	230.7	7	230.2	4	230.2	6	229.7	8	230.3
14	33	Lucas MEDINA		R	5	SAINTELOC RACING		Formula Alpine	230.7	4	230.7	5	230.7	7	225.4	3	218.1	8	227.1
15	28	Pierre - Alexandre		R	6	G4 RACING		Formula Alpine	230.2	4	229.2	5	229.2	7	227.8	8	208.0	2	224.9
16	30	Michael BELOV				G4 RACING		Formula Alpine	230.2	4	228.8	5	228.8	7	222.2	2	216.0	6	225.2



Paul Ricard
Formula Regional Championship by Alpine
Qualifying 1 - Group B
Fastest Laps Sequence

Lap	Time of Day	Session Time	N° Driver	Nat	Cat	Team	Nat	Vehicle	Time	Km/h
2	10:05:08.581	9:08.581	28 Pierre - Alexandre	 LUX	R	G4 RACING	 CHE	Formula Alpine	2:25.375	144.1
2	10:05:11.598	9:11.598	10 Joshua DURKSEN	 NLD	R	ARDEN	 GBR	Formula Alpine	2:22.151	147.4
2	10:05:12.371	9:12.371	5 Tom LEBBON	 GBR	R	ARDEN	 GBR	Formula Alpine	2:21.170	148.4
2	10:05:18.006	9:18.006	73 Emerson FITTIPALDI	 BRA	R	SAINTELOC RACING	 FRA	Formula Alpine	2:17.877	152.0
2	10:05:34.815	9:34.815	7 Lorenzo FLUXA	 ESP	R	PREMA RACING	 ITA	Formula Alpine	2:15.039	155.2
2	10:05:38.501	9:38.501	9 Charlie WURZ	 AUT	R	ART GRAND PRIX	 FRA	Formula Alpine	2:13.339	157.1
3	10:07:20.986	11:20.986	3 Alessandro GIUSTI	 FRA	R	G4 RACING	 CHE	Formula Alpine	2:10.730	160.3
4	10:09:20.554	13:20.554	3 Alessandro GIUSTI	 FRA	R	G4 RACING	 CHE	Formula Alpine	1:59.568	175.2
4	10:10:03.724	14:03.724	65 Santiago RAMOS	 MEX	R	RPM	 ITA	Formula Alpine	1:59.487	175.4
4	10:10:05.587	14:05.587	18 Laurens VAN	 NLD	R	ART GRAND PRIX	 FRA	Formula Alpine	1:59.236	175.7
5	10:11:19.522	15:19.522	3 Alessandro GIUSTI	 FRA	R	G4 RACING	 CHE	Formula Alpine	1:58.968	176.1



Paul Ricard

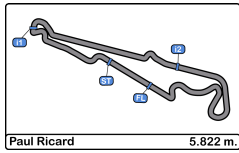
Formula Regional Championship by Alpine

Qualifying 1 - Group B

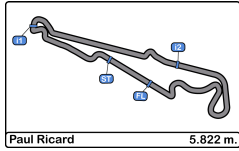
Event Best Maximum Speed

Paul Ricard 5,822 m.

N°	Driver	Nat	Cat	Clas	Team	Nat	Vehicle	Km/h	Session
10	Joshua DURKSEN		RYU		ARDEN		Formula Alpine	235.2	Collective Test 2
8	Rafael CAMARA		BRA		PREMA RACING		Formula Alpine	234.2	Qualifying 1 - Group A
99	Giovanni MASCHIO		ITA		MONOLITE RACING		Formula Alpine	234.2	Qualifying 1 - Group A
3	Alessandro GIUSTI		FRA	R 1	G4 RACING		Formula Alpine	233.7	Collective Test 1
65	Santiago RAMOS		MEX		RPM		Formula Alpine	233.7	Qualifying 1 - Group B
18	Laurens VAN		NLD		ART GRAND PRIX		Formula Alpine	233.7	Qualifying 1 - Group B
73	Emerson FITTIPALDI		BRA	R 2	SAINTELOC RACING		Formula Alpine	233.2	Collective Test 1
5	Tom LEBBON		GBR	R 3	ARDEN		Formula Alpine	233.2	Collective Test 1
19	Esteban MASSON		FRA		SAINTELOC RACING		Formula Alpine	233.2	Collective Test 2
15	Sami		FRA		MP MOTORSPORT		Formula Alpine	233.2	Collective Test 2
85	Macéo CAPIETTO		FRA		RPM		Formula Alpine	233.2	Qualifying 1 - Group A
43	Owen		FRA		TRIDENT		Formula Alpine	233.2	Qualifying 1 - Group A
27	Kas HAVERKORT		NLD		VAN AMERSFOORT		Formula Alpine	233.2	Qualifying 1 - Group B
25	Marcus AMAND		FRA	R 4	ART GRAND PRIX		Formula Alpine	232.7	Collective Test 2
64	Maya WEUG		NLD	R 5	KIC MOTORSPORT		Formula Alpine	232.7	Qualifying 1 - Group A
23	Ivan KLYMENKO		UKR	R 6	KIC MOTORSPORT		Formula Alpine	232.7	Qualifying 1 - Group A
68	Niels KOOLEN		NLD		VAN AMERSFOORT		Formula Alpine	232.7	Qualifying 1 - Group A
47	Nikhil BOHRA		USA		TRIDENT		Formula Alpine	232.7	Qualifying 1 - Group A
33	Lucas MEDINA		COL	R 7	SAINTELOC RACING		Formula Alpine	232.2	Collective Test 1
34	Martinius		NOR	R 8	R-ACE GP		Formula Alpine	232.2	Collective Test 1
30	Michael BELOV		KGZ		G4 RACING		Formula Alpine	232.2	Collective Test 1
21	Kirill SMAL		KGZ	R 9	MONOLITE RACING		Formula Alpine	232.2	Collective Test 1
77	Tim TRAMNITZ		DEU		R-ACE GP		Formula Alpine	232.2	Collective Test 1
26	Victor BERNIER		FRA		MP MOTORSPORT		Formula Alpine	232.2	Collective Test 2
29	Enzo SCIONTI		USA		MONOLITE RACING		Formula Alpine	232.2	Qualifying 1 - Group A
13	Joshua DUFEK		CHE		VAN AMERSFOORT		Formula Alpine	232.2	Qualifying 1 - Group A
7	Lorenzo FLUXA		ESP		PREMA RACING		Formula Alpine	232.2	Qualifying 1 - Group B
9	Charlie WURZ		AUT		ART GRAND PRIX		Formula Alpine	231.7	Collective Test 2
4	Roman BILINSKI		POL		TRIDENT		Formula Alpine	231.7	Qualifying 1 - Group A
12	Andrea Kimi		ITA		PREMA RACING		Formula Alpine	231.2	Qualifying 1 - Group B
11	Levente REVESZ		HUN		ARDEN		Formula Alpine	230.7	Qualifying 1 - Group B
88	Matias ZAGAZETA		PER		R-ACE GP		Formula Alpine	230.2	Collective Test 1
28	Pierre - Alexandre		LUX	R 10	G4 RACING		Formula Alpine	230.2	Qualifying 1 - Group B

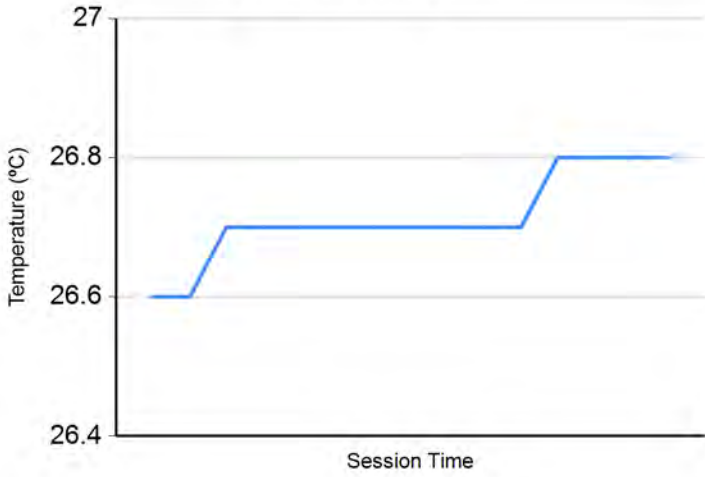


Paul Ricard
Formula Regional Championship by Alpine
Qualifying 1 - Group B
Pit Stop Analysis

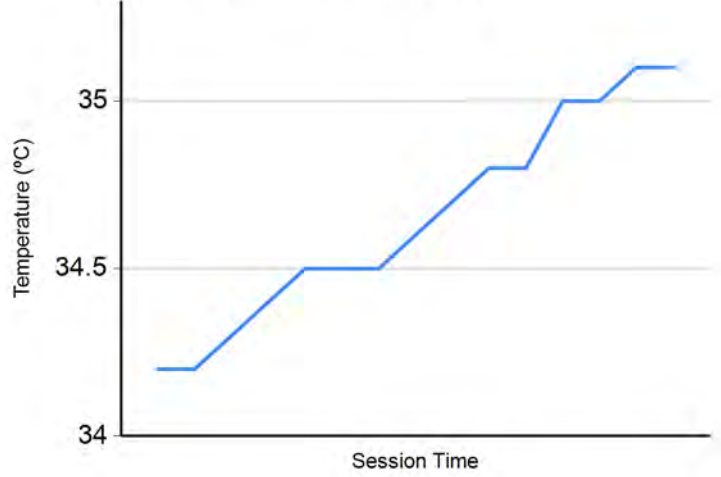


Paul Ricard
Formula Regional Championship by Alpine
Qualifying 1 - Group B
Weather Report

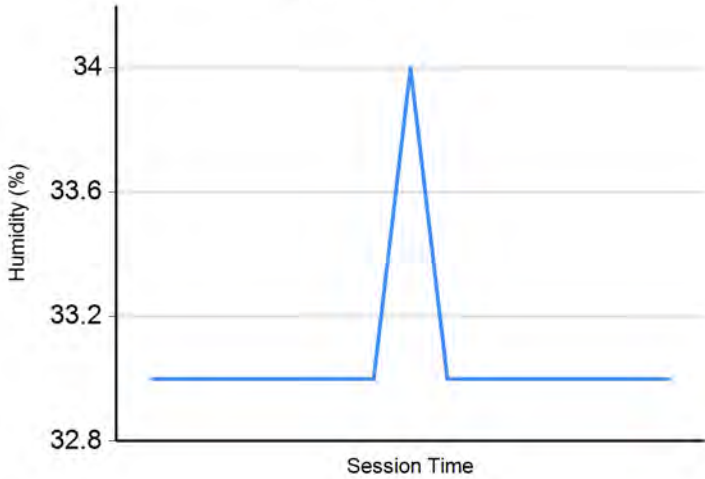
Air Temperature



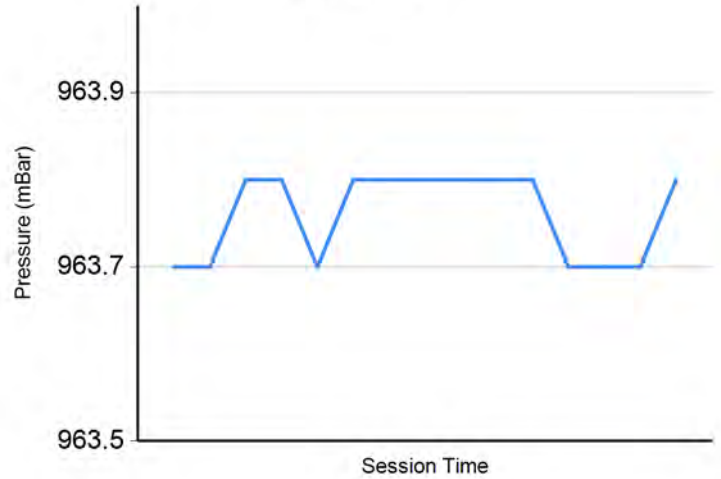
Track Temperature



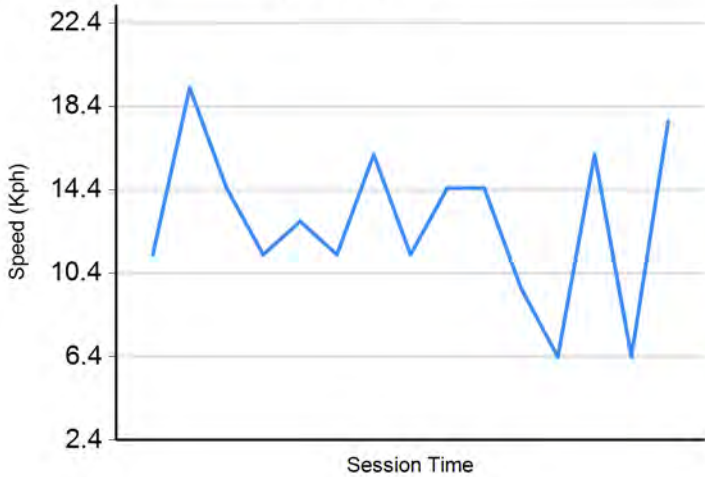
Humidity



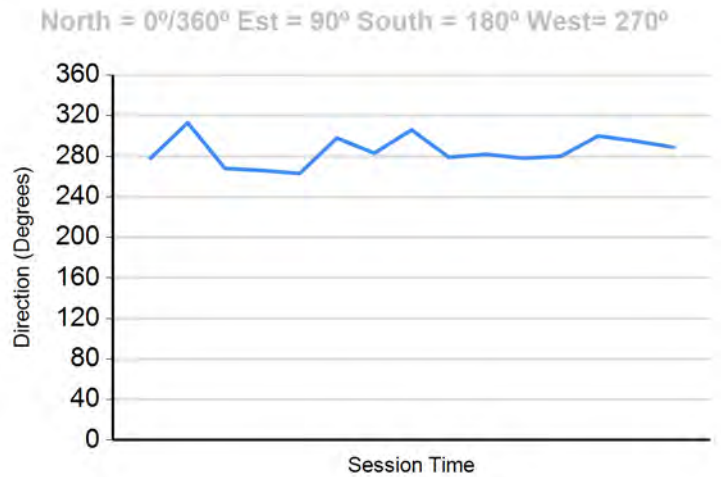
Pressure

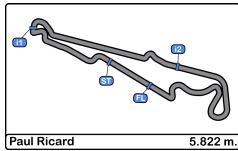


Wind Speed



Wind direction





Paul Ricard
Formula Regional Championship by Alpine
Qualifying 1 - Group B
Final Results

Clas	Nº	Driver	Nat	Cat	Clas	Team	Nat	Vehicle	Laps	Best	Time	Gap	Interval	Km/h
1	3	Alessandro GIUSTI		R	1	G4 RACING		Formula Alpine	7	5	1:58.968			176.1
2	15	Sami MEGUETOUNIF				MP MOTORSPORT		Formula Alpine	8	7	1:59.079	0.111	0.111	176.0
3	12	Andrea Kimi ANTONELLI				PREMA RACING		Formula Alpine	8	7	1:59.151	0.183	0.072	175.9
4	18	Laurens VAN HOEPEN				ART GRAND PRIX		Formula Alpine	8	7	1:59.166	0.198	0.015	175.8
5	30	Michael BELOV				G4 RACING		Formula Alpine	8	5	1:59.197	0.229	0.031	175.8
6	27	Kas HAVERKORT				VAN AMERSFOORT		Formula Alpine	8	5	1:59.279	0.311	0.082	175.7
7	5	Tom LEBBON		R	2	ARDEN		Formula Alpine	8	7	1:59.411	0.443	0.132	175.5
8	65	Santiago RAMOS				RPM		Formula Alpine	8	4	1:59.487	0.519	0.076	175.4
9	7	Lorenzo FLUXA				PREMA RACING		Formula Alpine	8	7	1:59.626	0.658	0.139	175.2
10	25	Marcus AMAND		R	3	ART GRAND PRIX		Formula Alpine	8	7	1:59.676	0.708	0.050	175.1
11	9	Charlie WURZ				ART GRAND PRIX		Formula Alpine	7	5	1:59.696	0.728	0.020	175.1
12	10	Joshua DURKSEN				ARDEN		Formula Alpine	7	5	1:59.716	0.748	0.020	175.0
13	73	Emerson FITTIPALDI Jr.		R	4	SAINTELOC RACING		Formula Alpine	8	5	2:00.093	1.125	0.377	174.5
14	33	Lucas MEDINA		R	5	SAINTELOC RACING		Formula Alpine	8	7	2:00.504	1.536	0.411	173.9
15	11	Levente REVESZ				ARDEN		Formula Alpine	8	7	2:00.622	1.654	0.118	173.7
16	28	Pierre - Alexandre PROVOST		R	6	G4 RACING		Formula Alpine	8	7	2:00.740	1.772	0.118	173.5

Published at:.....

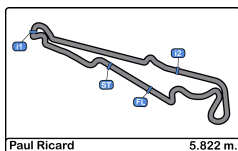
Track Temp: 35.1 °C Air Temp: 26.8 °C Humidity: 33 % Track Status: DRY

Stewards:

Timekeeper:


 Luis Garcia
 JOB-1605-ESP/M





Paul Ricard
Formula Regional Championship by Alpine
Race - 1
Starting Grid

32	29	Enzo SCIONTI	2:01.024	.17.	2:01.455	Ivan KLYMENKO	23	33
30	99	Giovanni MASCHIO	2:00.836	.16.	2:00.740	Pierre - Alexandre PROVOST	28	31
28	68	Niels KOOLEN	2:00.795	.15.	2:00.622	Levente REVESZ	11	29
26	13	Joshua DUFEK	2:00.195	.14.	2:00.504	Lucas MEDINA	33	27
24	73	Emerson FITTIPALDI Jr.	2:00.093	.13.	2:00.436	Macéo CAPIETTO	85	25
22	21	Kirill SMAL	2:00.369	.12.	1:59.696	Charlie WURZ	9	23
20	88	Matias ZAGAZETA	2:00.058	.11.	1:59.716	Joshua DURKSEN	10	21
18	4	Roman BILINSKI	2:00.006	.10.	1:59.676	Marcus AMAND	25	19
16	43	Owen TANGAVELOU	1:59.777	.9.	1:59.626	Lorenzo FLUXA	7	17
14	65	Santiago RAMOS	1:59.487	.8.	1:59.411	Tom LEBBON	5	15
12	64	Mava WEUG	1:59.749	.7.	1:59.766	Nikhil BOHRA	47	13
10	8	Rafael CAMARA	1:59.601	.6.	1:59.279	Kas HAVERKORT	27	11
8	26	Victor BERNIER	1:59.573	.5.	1:59.197	Michael BELOV	30	9
6	19	Esteban MASSON	1:59.567	.4.	1:59.166	Laurens VAN HOEPEN	18	7
4	77	Tim TRAMNITZ	1:59.287	.3.	1:59.151	Andrea Kimi ANTONELLI	12	5
2	34	Martinius STENSHORNE	1:59.176	.2.	1:59.079	Sami MEGUETOUNIF	15	3
				.1.	1:58.968	Alessandro GIUSTI	3	1

Pole

*** PENALTIES**

CAR #13 DROP FOUR GRID POSITIONS STEWARDS' DECISION NUMBER 10 FROM MUGELLO

CAR #9 DROP FOUR TWO POSITIONS STEWARDS' DECISION NUMBER 6 FROM MUGELLO

CAR #5 DROP FOUR TWO POSITIONS STEWARDS' DECISION NUMBER 7 FROM MUGELLO

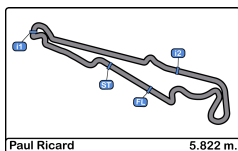
Published at:.....

Stewards:

Timekeeper:

Luis Garcia

JOB-1605-ESP/M



Paul Ricard
Formula Regional Championship by Alpine
Race - 1
Provisional Results

Clas	Nº	Driver	Nat	Cat	Clas	Team	Nat	Vehicle	Laps	Total Time	Gap	Interval	Km/h	Best	Time	Km/h		
1	3	Alessandro GIUSTI		FRA	R	1	G4 RACING		CHE	Formula Alpine	15	32:02.965			163.4	12	2:00.206	174.3
2	15	Sami MEGUETOUNIF		FRA			MP MOTORSPORT		NLD	Formula Alpine	15	32:05.120	2.155	2.155	163.3	11	2:00.373	174.1
3	34	Martinius STENSHORNE		NOR	R	2	R-ACE GP		FRA	Formula Alpine	15	32:06.016	3.051	0.896	163.2	12	2:00.254	174.2
4	77	Tim TRAMNITZ		DEU			R-ACE GP		FRA	Formula Alpine	15	32:06.696	3.731	0.680	163.1	14	2:00.408	174.0
5	12	Andrea Kimi ANTONELLI		ITA			PREMA RACING		ITA	Formula Alpine	15	32:08.408	5.443	1.712	163.0	14	2:00.517	173.9
6	18	Laurens VAN HOEPEN		NLD			ART GRAND PRIX		FRA	Formula Alpine	15	32:09.266	6.301	0.858	162.9	14	2:00.512	173.9
7	26	Victor BERNIER		FRA			MP MOTORSPORT		NLD	Formula Alpine	15	32:11.132	8.167	1.866	162.7	10	2:00.660	173.7
8	8	Rafael CAMARA		BRA			PREMA RACING		ITA	Formula Alpine	15	32:12.531	9.566	1.399	162.6	10	2:00.615	173.7
9	30	Michael BELOV		KGZ			G4 RACING		CHE	Formula Alpine	15	32:13.104	10.139	0.573	162.6	10	2:00.719	173.6
10	64	Maya WEUG		NLD	R	3	KIC MOTORSPORT		FIN	Formula Alpine	15	32:15.058	12.093	1.954	162.4	10	2:00.731	173.6
11	7	Lorenzo FLUXA		ESP			PREMA RACING		ITA	Formula Alpine	15	32:15.682	12.717	0.624	162.4	10	2:00.769	173.5
12	27	Kas HAVERKORT		NLD			VAN AMERSFOORT		NLD	Formula Alpine	15	32:16.130	13.165	0.448	162.3	12	2:00.501	173.9
13	19	Esteban MASSON		FRA			SAINTELOC RACING		FRA	Formula Alpine	15	32:17.045	14.080	0.915	162.3	12	2:00.607	173.7
14	47	Nikhil BOHRA		IND			TRIDENT		ITA	Formula Alpine	15	32:19.707	16.742	2.662	162.0	12	2:01.022	173.1
15	43	Owen TANGAVELOU		FRA			TRIDENT		ITA	Formula Alpine	15	32:19.972	17.007	0.265	162.0	9	2:00.970	173.2
16	25	Marcus AMAND		FRA	R	4	ART GRAND PRIX		FRA	Formula Alpine	15	32:22.052	19.087	2.080	161.8	14	2:01.014	173.1
17	5	Tom LEBBON		GBR	R	5	ARDEN		GBR	Formula Alpine	15	32:22.546	19.581	0.494	161.8	15	2:01.096	173.0
18	10	Joshua DURKSEN		NLD			ARDEN		GBR	Formula Alpine	15	32:24.118	21.153	1.572	161.7	14	2:01.383	172.6
19	21	Kirill SMAL		KGZ	R	6	MONOLITE RACING		ITA	Formula Alpine	15	32:24.595	21.630	0.477	161.6	14	2:01.329	172.7
20	4	Roman BILINSKI		POL			TRIDENT		ITA	Formula Alpine	15	32:26.314	23.349	1.719	161.5	13	2:01.479	172.5
21	85	Macéo CAPIETTO		FRA			RPM		ITA	Formula Alpine	15	32:26.399	23.434	0.085	161.5	9	2:01.214	172.9
22	73	Emerson FITTIPALDI Jr.		BRA	R	7	SAINTELOC RACING		FRA	Formula Alpine	15	32:27.049	24.084	0.650	161.4	10	2:01.413	172.6
23	13	Joshua DUFEK		CHE			VAN AMERSFOORT		NLD	Formula Alpine	15	32:27.841	24.876	0.792	161.4	12	2:01.373	172.6
24	88	Matias ZAGAZETA		PER			R-ACE GP		FRA	Formula Alpine	15	32:28.463	25.498	0.622	161.3	13	2:00.953	173.2
25	11	Levente REVESZ		HUN			ARDEN		GBR	Formula Alpine	15	32:31.745	28.780	3.282	161.0	10	2:01.362	172.6
26	28	Pierre - Alexandre PROVOST		LUX	R	8	G4 RACING		CHE	Formula Alpine	15	32:37.691	34.726	5.946	160.5	12	2:01.703	172.2
27	99	Giovanni MASCHIO		ITA			MONOLITE RACING		ITA	Formula Alpine	15	32:38.145	35.180	0.454	160.5	9	2:01.891	171.9
28	23	Ivan KLYMENKO		UKR	R	9	KIC MOTORSPORT		FIN	Formula Alpine	15	32:38.595	35.630	0.450	160.5	13	2:01.749	172.1
29	29	Enzo SCIONTI		ITA			MONOLITE RACING		ITA	Formula Alpine	15	32:41.603	38.638	3.008	160.2	10	2:02.007	171.7
30	33	Lucas MEDINA		COL	R	10	SAINTELOC RACING		FRA	Formula Alpine	15	32:51.627	48.662	10.024	159.4	9	2:02.479	171.1
Not classified: (Requirements: 90% of number laps of leader = 14 Laps)																		
	65	Santiago RAMOS		MEX			RPM		ITA	Formula Alpine	12	28:37.917	3 Laps	3 Laps	146.4	10	2:01.405	172.6
	9	Charlie WURZ		AUT			ART GRAND PRIX		FRA	Formula Alpine	2	28:36.581	13 Laps	10 Laps	24.4	1	2:13.693	156.7
	68	Niels KOOLEN		NLD			VAN AMERSFOORT		NLD	Formula Alpine	1	2:15.808	14 Laps	1 Lap	154.3	1	2:15.808	154.3

Fastest lap Alessandro GIUSTI in 2:00.206 at 174.3 Km/h in lap 12

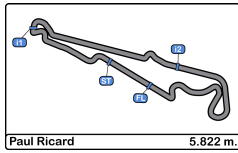
Published at:.....

Track Temp: **49.1 °C** Air Temp: **31.7 °C** Humidity: **29 %** Track Status: **DRY**

Race Director:

Timekeeper:

Luis Garcia
JOB-1605-ESP/M



Paul Ricard
Formula Regional Championship by Alpine
Race - 1
Provisional Results by Category

Rookie																
Clas	Nº	Driver	Nat	Cat	Clas	Team	Nat	Vehicle	Laps	Total Time	Gap	Interval	Km/h	Best	Time	Km/h
1	3	Alessandro GIUSTI	FRA	R	1	G4 RACING	CHE	Formula Alpine	15	32:02.965			163.4	12	2:00.206	174.3
2	34	Martinius STENSHORNE	NOR	R	2	R-ACE GP	CHE	Formula Alpine	15	32:06.016	3.051	3.051	163.2	12	2:00.254	174.2
3	64	Maya WEUG	NLD	R	3	KIC MOTORSPORT	FIN	Formula Alpine	15	32:15.058	12.093	9.042	162.4	10	2:00.731	173.6
4	25	Marcus AMAND	FRA	R	4	ART GRAND PRIX	FRA	Formula Alpine	15	32:22.052	19.087	6.994	161.8	14	2:01.014	173.1
5	5	Tom LEBBON	GBR	R	5	ARDEN	GBR	Formula Alpine	15	32:22.546	19.581	0.494	161.8	15	2:01.096	173.0
6	21	Kirill SMAL	KGZ	R	6	MONOLITE RACING	ITA	Formula Alpine	15	32:24.595	21.630	2.049	161.6	14	2:01.329	172.7
7	73	Emerson FITTIPALDI Jr.	BRA	R	7	SAINTELOC RACING	FRA	Formula Alpine	15	32:27.049	24.084	2.454	161.4	10	2:01.413	172.6
8	28	Pierre - Alexandre PROVOST	LUX	R	8	G4 RACING	CHE	Formula Alpine	15	32:37.691	34.726	10.642	160.5	12	2:01.703	172.2
9	23	Ivan KLYMENKO	UKR	R	9	KIC MOTORSPORT	FIN	Formula Alpine	15	32:38.595	35.630	0.904	160.5	13	2:01.749	172.1
10	33	Lucas MEDINA	COL	R	10	SAINTELOC RACING	FRA	Formula Alpine	15	32:51.627	48.662	13.032	159.4	9	2:02.479	171.1
Clas	Nº	Driver	Nat	Cat	Clas	Team	Nat	Vehicle	Laps	Total Time	Gap	Interval	Km/h	Best	Time	Km/h
1	15	Sami MEGUETOUNIF	FRA			MP MOTORSPORT	NLD	Formula Alpine	15	32:05.120			163.3	11	2:00.373	174.1
2	77	Tim TRAMNITZ	DEU			R-ACE GP	FRA	Formula Alpine	15	32:06.696	1.576	1.576	163.1	14	2:00.408	174.0
3	12	Andrea Kimi ANTONELLI	ITA			PREMA RACING	ITA	Formula Alpine	15	32:08.408	3.288	1.712	163.0	14	2:00.517	173.9
4	18	Laurens VAN HOEPEN	NLD			ART GRAND PRIX	FRA	Formula Alpine	15	32:09.266	4.146	0.858	162.9	14	2:00.512	173.9
5	26	Victor BERNIER	FRA			MP MOTORSPORT	NLD	Formula Alpine	15	32:11.132	6.012	1.866	162.7	10	2:00.660	173.7
6	8	Rafael CAMARA	BRA			PREMA RACING	ITA	Formula Alpine	15	32:12.531	7.411	1.399	162.6	10	2:00.615	173.7
7	30	Michael BELOV	KGZ			G4 RACING	CHE	Formula Alpine	15	32:13.104	7.984	0.573	162.6	10	2:00.719	173.6
8	7	Lorenzo FLUXA	ESP			PREMA RACING	ITA	Formula Alpine	15	32:15.682	10.562	2.578	162.4	10	2:00.769	173.5
9	27	Kas HAVERKORT	NLD			VAN AMERSFOORT	NLD	Formula Alpine	15	32:16.130	11.010	0.448	162.3	12	2:00.501	173.9
10	19	Esteban MASSON	FRA			SAINTELOC RACING	FRA	Formula Alpine	15	32:17.045	11.925	0.915	162.3	12	2:00.607	173.7
11	47	Nikhil BOHRA	USA			TRIDENT	ITA	Formula Alpine	15	32:19.707	14.587	2.662	162.0	12	2:01.022	173.1
12	43	Owen TANGAVELOU	FRA			TRIDENT	ITA	Formula Alpine	15	32:19.972	14.852	0.265	162.0	9	2:00.970	173.2
13	10	Joshua DURKSEN	GBR			ARDEN	GBR	Formula Alpine	15	32:24.118	18.998	4.146	161.7	14	2:01.383	172.6
14	4	Roman BILINSKI	POL			TRIDENT	ITA	Formula Alpine	15	32:26.314	21.194	2.196	161.5	13	2:01.479	172.5
15	85	Macéo CAPIETTO	FRA			RPM	ITA	Formula Alpine	15	32:26.399	21.279	0.085	161.5	9	2:01.214	172.9
16	13	Joshua DUFEK	CHE			VAN AMERSFOORT	NLD	Formula Alpine	15	32:27.841	22.721	1.442	161.4	12	2:01.373	172.6
17	88	Matias ZAGAZETA	PER			R-ACE GP	FRA	Formula Alpine	15	32:28.463	23.343	0.622	161.3	13	2:00.953	173.2
18	11	Levente REVESZ	HUN			ARDEN	GBR	Formula Alpine	15	32:31.745	26.625	3.282	161.0	10	2:01.362	172.6
19	99	Giovanni MASCHIO	ITA			MONOLITE RACING	ITA	Formula Alpine	15	32:38.145	33.025	6.400	160.5	9	2:01.891	171.9
20	29	Enzo SCIONTI	USA			MONOLITE RACING	ITA	Formula Alpine	15	32:41.603	36.483	3.458	160.2	10	2:02.007	171.7
Not classified: (Requirements: 90% of number laps of leader = 14 Laps)																
65		Santiago RAMOS	MEX			RPM	ITA	Formula Alpine	12	28:37.917	3 Laps	3 Laps	146.4	10	2:01.405	172.6
9		Charlie WURZ	AUT			ART GRAND PRIX	FRA	Formula Alpine	2	28:36.581	13 Laps	10 Laps	24.4	1	2:13.693	156.7
68		Niels KOOLEN	NLD			VAN AMERSFOORT	NLD	Formula Alpine	1	2:15.808	14 Laps	1 Lap	154.3	1	2:15.808	154.3


Fastest lap Alessandro GIUSTI in 2:00.206 at 174.3 Km/h in lap 12

Published at:.....

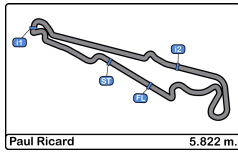
Track Temp: 49.1 °C Air Temp: 31.7 °C Humidity: 29 % Track Status: DRY

Race Director:

Timekeeper:

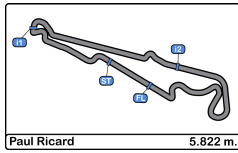

 Luis Garcia
 JOB-1605-ESP/M





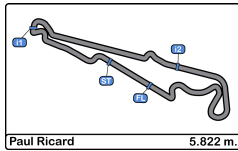
Paul Ricard
Formula Regional Championship by Alpine
Race - 1
Provisional Classification by Driver Fastest Lap

Clas	Nº	Driver	Nat	Cat	Clas	Team	Nat	Vehicle	Laps	Best	Time	Gap	Interval	Km/h		
1	3	Alessandro GIUSTI		FRA	R	1	G4 RACING		CHE	Formula Alpine	15	12	2:00.206		174.3	
2	34	Martinius		NOR	R	2	R-ACE GP		FRA	Formula Alpine	15	12	2:00.254	0.048	0.048	174.2
3	15	Sami		FRA			MP MOTORSPORT		NLD	Formula Alpine	15	11	2:00.373	0.167	0.119	174.1
4	77	Tim TRAMNITZ		DEU			R-ACE GP		FRA	Formula Alpine	15	14	2:00.408	0.202	0.035	174.0
5	27	Kas HAVERKORT		NLD			VAN AMERSFOORT		NLD	Formula Alpine	15	12	2:00.501	0.295	0.093	173.9
6	18	Laurens VAN		NLD			ART GRAND PRIX		FRA	Formula Alpine	15	14	2:00.512	0.306	0.011	173.9
7	12	Andrea Kimi		ITA			PREMA RACING		ITA	Formula Alpine	15	14	2:00.517	0.311	0.005	173.9
8	19	Esteban MASSON		FRA			SAINTELOC RACING		FRA	Formula Alpine	15	12	2:00.607	0.401	0.090	173.7
9	8	Rafael CAMARA		BRA			PREMA RACING		ITA	Formula Alpine	15	10	2:00.615	0.409	0.008	173.7
10	26	Victor BERNIER		FRA			MP MOTORSPORT		NLD	Formula Alpine	15	10	2:00.660	0.454	0.045	173.7
11	30	Michael BELOV		GZ			G4 RACING		CHE	Formula Alpine	15	10	2:00.719	0.513	0.059	173.6
12	64	Maya WEUG		NLD	R	3	KIC MOTORSPORT		FIN	Formula Alpine	15	10	2:00.731	0.525	0.012	173.6
13	7	Lorenzo FLUXA		ESP			PREMA RACING		ITA	Formula Alpine	15	10	2:00.769	0.563	0.038	173.5
14	88	Matias ZAGAZETA		PER			R-ACE GP		FRA	Formula Alpine	15	13	2:00.953	0.747	0.184	173.2
15	43	Owen		FRA			TRIDENT		ITA	Formula Alpine	15	9	2:00.970	0.764	0.017	173.2
16	25	Marcus AMAND		FRA	R	4	ART GRAND PRIX		FRA	Formula Alpine	15	14	2:01.014	0.808	0.044	173.1
17	47	Nikhil BOHRA		USA			TRIDENT		ITA	Formula Alpine	15	12	2:01.022	0.816	0.008	173.1
18	5	Tom LEBBON		GBR	R	5	ARDEN		GBR	Formula Alpine	15	15	2:01.096	0.890	0.074	173.0
19	85	Macéo CAPIETTO		FRA			RPM		ITA	Formula Alpine	15	9	2:01.214	1.008	0.118	172.9
20	21	Kirill SMAL		GZ	R	6	MONOLITE RACING		ITA	Formula Alpine	15	14	2:01.329	1.123	0.115	172.7
21	11	Levente REVESZ		HUN			ARDEN		GBR	Formula Alpine	15	10	2:01.362	1.156	0.033	172.6
22	13	Joshua DUFEK		CHE			VAN AMERSFOORT		NLD	Formula Alpine	15	12	2:01.373	1.167	0.011	172.6
23	10	Joshua DURKSEN		PRY			ARDEN		GBR	Formula Alpine	15	14	2:01.383	1.177	0.010	172.6
24	65	Santiago RAMOS		MEX			RPM		ITA	Formula Alpine	12	10	2:01.405	1.199	0.022	172.6
25	73	Emerson FITTIPALDI		BRA	R	7	SAINTELOC RACING		FRA	Formula Alpine	15	10	2:01.413	1.207	0.008	172.6
26	4	Roman BILINSKI		POL			TRIDENT		ITA	Formula Alpine	15	13	2:01.479	1.273	0.066	172.5
27	28	Pierre - Alexandre		LUX	R	8	G4 RACING		CHE	Formula Alpine	15	12	2:01.703	1.497	0.224	172.2
28	23	Ivan KLYMENKO		UKR	R	9	KIC MOTORSPORT		FIN	Formula Alpine	15	13	2:01.749	1.543	0.046	172.1
29	99	Giovanni MASCHIO		ITA			MONOLITE RACING		ITA	Formula Alpine	15	9	2:01.891	1.685	0.142	171.9
30	29	Enzo SCIONTI		USA			MONOLITE RACING		ITA	Formula Alpine	15	10	2:02.007	1.801	0.116	171.7
31	33	Lucas MEDINA		COL	R	10	SAINTELOC RACING		FRA	Formula Alpine	15	9	2:02.479	2.273	0.472	171.1
32	9	Charlie WURZ		AUT			ART GRAND PRIX		FRA	Formula Alpine	2	1	2:13.693	13.487	11.214	156.7
33	68	Niels KOOLEN		NLD			VAN AMERSFOORT		NLD	Formula Alpine	1	1	2:15.808	15.602	2.115	154.3



Paul Ricard
Formula Regional Championship by Alpine
Race - 1
Distance and Speed Average

Clas	Nº	Driver	Nat	Cat	Clas	Team	Nat	Vehicle	Laps	Distance	Total Time	Km/h		
1	3	Alessandro GIUSTI		FRA	R	1	G4 RACING		CHE	Formula Alpine	15	87.33	32:02.965	163.4
2	15	Sami		FRA			MP MOTORSPORT		NLD	Formula Alpine	15	87.33	32:05.120	163.3
3	34	Martinius		NOR	R	2	R-ACE GP		FRA	Formula Alpine	15	87.33	32:06.016	163.2
4	77	Tim TRAMNITZ		DEU			R-ACE GP		FRA	Formula Alpine	15	87.33	32:06.696	163.1
5	12	Andrea Kimi		ITA			PREMA RACING		ITA	Formula Alpine	15	87.33	32:08.408	163.0
6	18	Laurens VAN		NLD			ART GRAND PRIX		FRA	Formula Alpine	15	87.33	32:09.266	162.9
7	26	Victor BERNIER		FRA			MP MOTORSPORT		NLD	Formula Alpine	15	87.33	32:11.132	162.7
8	8	Rafael CAMARA		BRA			PREMA RACING		ITA	Formula Alpine	15	87.33	32:12.531	162.6
9	30	Michael BELOV		KGZ			G4 RACING		CHE	Formula Alpine	15	87.33	32:13.104	162.6
10	64	Maya WEUG		NLD	R	3	KIC MOTORSPORT		FIN	Formula Alpine	15	87.33	32:15.058	162.4
11	7	Lorenzo FLUXA		ESP			PREMA RACING		ITA	Formula Alpine	15	87.33	32:15.682	162.4
12	27	Kas HAVERKORT		NLD			VAN AMERSFOORT		NLD	Formula Alpine	15	87.33	32:16.130	162.3
13	19	Esteban MASSON		FRA			SAINTELOC RACING		FRA	Formula Alpine	15	87.33	32:17.045	162.3
14	47	Nikhil BOHRA		USA			TRIDENT		ITA	Formula Alpine	15	87.33	32:19.707	162.0
15	43	Owen		FRA			TRIDENT		ITA	Formula Alpine	15	87.33	32:19.972	162.0
16	25	Marcus AMAND		FRA	R	4	ART GRAND PRIX		FRA	Formula Alpine	15	87.33	32:22.052	161.8
17	5	Tom LEBBON		GBR	R	5	ARDEN		GBR	Formula Alpine	15	87.33	32:22.546	161.8
18	10	Joshua DURKSEN		PRT			ARDEN		GBR	Formula Alpine	15	87.33	32:24.118	161.7
19	21	Kirill SMAL		KGZ	R	6	MONOLITE RACING		ITA	Formula Alpine	15	87.33	32:24.595	161.6
20	4	Roman BILINSKI		POL			TRIDENT		ITA	Formula Alpine	15	87.33	32:26.314	161.5
21	85	Macéo CAPIETTO		FRA			RPM		ITA	Formula Alpine	15	87.33	32:26.399	161.5
22	73	Emerson FITTIPALDI		BRA	R	7	SAINTELOC RACING		FRA	Formula Alpine	15	87.33	32:27.049	161.4
23	13	Joshua DUFEK		CHE			VAN AMERSFOORT		NLD	Formula Alpine	15	87.33	32:27.841	161.4
24	88	Matias ZAGAZETA		PER			R-ACE GP		FRA	Formula Alpine	15	87.33	32:28.463	161.3
25	11	Levente REVESZ		HUN			ARDEN		GBR	Formula Alpine	15	87.33	32:31.745	161.0
26	28	Pierre - Alexandre		LUX	R	8	G4 RACING		CHE	Formula Alpine	15	87.33	32:37.691	160.5
27	99	Giovanni MASCHIO		ITA			MONOLITE RACING		ITA	Formula Alpine	15	87.33	32:38.145	160.5
28	23	Ivan KLYMENKO		UKR	R	9	KIC MOTORSPORT		FIN	Formula Alpine	15	87.33	32:38.595	160.5
29	29	Enzo SCIONTI		USA			MONOLITE RACING		ITA	Formula Alpine	15	87.33	32:41.603	160.2
30	33	Lucas MEDINA		COL	R	10	SAINTELOC RACING		FRA	Formula Alpine	15	87.33	32:51.627	159.4
31	65	Santiago RAMOS		MEX			RPM		ITA	Formula Alpine	12	69.86	28:37.917	146.4
32	9	Charlie WURZ		AUT			ART GRAND PRIX		FRA	Formula Alpine	2	11.64	28:36.581	24.4
33	68	Niels KOOLEN		NLD			VAN AMERSFOORT		NLD	Formula Alpine	1	05.82	2:15.808	154.3

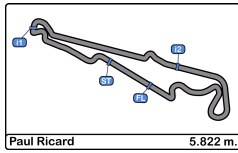


Paul Ricard
Formula Regional Championship by Alpine
Race - 1
Lap Analysis

3 Alessandro GIUSTI							5 Tom LEBBON								
Rookie							Rookie								
G4 RACING							ARDEN								
Lap	D	Time	Sector 1	Sector 2	Sector 3	T. Spd	Elapsed	Lap	D	Time	Sector 1	Sector 2	Sector 3	T. Spd	Elapsed
1		2:04.698	36.579	37.189	50.930	189.1	2:04.698	1		2:12.072	41.135	38.372	52.565	203.7	2:12.072
2		2:13.054	33.534	37.353	1:02.167	229.2	4:17.752	2		2:17.808	34.522	38.221	1:05.065	234.2	4:29.880
3		3:36.991	1:03.236	1:09.422	1:24.333	210.5	7:54.743	3		3:31.885	1:06.793	1:05.993	1:19.099	225.4	8:01.765
4		2:01.218	33.360	37.066	50.792	229.7	9:55.961	4		2:02.903	34.147	37.553	51.203	233.2	10:04.668
5		2:00.910	33.236	36.941	50.733	231.7	11:56.871	5		2:02.577	33.656	37.395	51.526	234.2	12:07.245
6		2:00.769	33.162	36.885	50.722	229.7	13:57.640	6		2:01.779	33.648	37.232	50.899	232.7	14:09.024
7		2:00.721	33.135	36.896	50.690	229.7	15:58.361	7		2:01.550	33.479	37.004	51.067	232.7	16:10.574
8		2:00.673	32.998	37.021	50.654	229.7	17:59.034	8		2:01.592	33.373	37.207	51.012	232.2	18:12.166
9		2:00.803	33.269	36.900	50.634	230.2	19:59.837	9		2:01.888	33.569	37.143	51.176	233.2	20:14.054
10		2:00.269	33.153	36.759	50.357	229.7	22:00.106	10		2:01.640	33.565	37.257	50.818	232.2	22:15.694
11		2:00.380	33.087	36.666	50.627	230.7	24:00.486	11		2:01.628	33.492	37.161	50.975	233.2	24:17.322
12		2:00.206	33.111	36.524	50.571	230.7	26:00.692	12		2:01.627	33.482	37.098	51.047	232.7	26:18.949
13		2:00.522	33.269	36.639	50.614	230.7	28:01.214	13		2:01.374	33.452	36.945	50.977	234.2	28:20.323
14		2:00.866	33.226	36.981	50.659	230.7	30:02.080	14		2:01.127	33.321	37.071	50.735	233.7	30:21.450
15		2:00.885	33.201	36.665	51.019	230.7	32:02.965	15		2:01.096	33.162	36.842	51.092	234.2	32:22.546

4 Roman BILINSKI							7 Lorenzo FLUXA								
TRIDENT							PREMA RACING								
Lap	D	Time	Sector 1	Sector 2	Sector 3	T. Spd	Elapsed	Lap	D	Time	Sector 1	Sector 2	Sector 3	T. Spd	Elapsed
1		2:12.695	41.399	38.112	53.184	208.8	2:12.695	1		2:10.744	40.804	38.171	51.769	208.8	2:10.744
2		2:17.883	34.381	38.263	1:05.239	233.7	4:30.578	2		2:14.753	34.803	37.803	1:02.147	233.2	4:25.497
3		3:31.703	1:07.312	1:05.736	1:18.655	207.6	8:02.281	3		3:33.993	1:05.128	1:07.007	1:21.858	209.3	7:59.490
4		2:03.881	34.555	37.270	52.056	231.2	10:06.162	4		2:02.462	33.899	37.334	51.229	234.2	10:01.952
5		2:02.901	34.483	37.425	50.993	230.7	12:09.063	5		2:01.862	33.579	37.166	51.117	234.2	12:03.814
6		2:01.778	33.514	37.209	51.055	232.2	14:10.841	6		2:01.363	33.662	36.859	50.842	233.2	14:05.177
7		2:01.507	33.438	37.031	51.038	231.7	16:12.348	7		2:01.434	33.506	36.944	50.984	234.2	16:06.611
8		2:01.728	33.645	37.188	50.895	231.2	18:14.076	8		2:01.627	33.380	37.279	50.968	235.2	18:08.238
9		2:01.600	33.493	37.058	51.049	231.2	20:15.676	9		2:01.126	33.364	36.993	50.769	230.7	20:09.364
10		2:01.557	33.404	36.965	51.188	231.2	22:17.233	10		2:00.769	33.313	36.766	50.690	233.2	22:10.133
11		2:01.691	33.364	37.001	51.326	234.2	24:18.924	11		2:01.094	33.271	37.060	50.763	235.8	24:11.227
12		2:01.812	33.580	37.200	51.032	233.2	26:20.736	12		2:01.033	33.303	37.028	50.702	233.7	26:12.260
13		2:01.479	33.396	37.191	50.892	232.2	28:22.215	13		2:00.963	33.232	36.998	50.733	235.2	28:13.223
14		2:01.496	33.323	37.197	50.976	230.2	30:23.711	14		2:01.064	33.303	36.944	50.817	234.7	30:14.287
15		2:02.603	33.266	37.462	51.875	232.2	32:26.314	15		2:01.395	33.246	36.920	51.229	234.2	32:15.682





Paul Ricard
Formula Regional Championship by Alpine
Race - 1
Lap Analysis

8 Rafael CAMARA Formula Alpine **11** Levente REVESZ Formula Alpine
 PREMA RACING ARDEN

Lap	D	Time	Sector 1	Sector 2	Sector 3	T. Spd	Elapsed	Lap	D	Time	Sector 1	Sector 2	Sector 3	T. Spd	Elapsed
1		2:09.937	39.920	37.313	52.704	203.7	2:09.937	1		2:15.178	43.372	38.913	52.893	219.9	2:15.178
2		2:13.140	33.773	37.557	1:01.810	237.3	4:23.077	2		2:22.098	35.993	40.213	1:05.892	233.7	4:37.276
3		3:35.113	1:05.683	1:06.825	1:22.605	186.8	7:58.190	3		3:28.668	1:08.509	1:03.541	1:16.618	180.0	8:05.944
4		2:02.073	33.711	37.213	51.149	233.2	10:00.263	4		2:02.957	33.969	37.470	51.518	230.7	10:08.901
5		2:02.330	33.650	37.346	51.334	235.2	12:02.593	5		2:02.373	33.817	37.225	51.331	233.7	12:11.274
6		2:01.187	33.457	36.854	50.876	234.7	14:03.780	6		2:02.642	33.729	37.337	51.576	232.7	14:13.916
7		2:01.217	33.366	36.906	50.945	235.8	16:04.997	7		2:03.772	34.778	37.888	51.106	234.7	16:17.688
8		2:01.067	33.381	36.802	50.884	233.2	18:06.064	8		2:01.669	33.628	37.168	50.873	231.7	18:19.357
9		2:00.973	33.381	36.874	50.718	231.7	20:07.037	9		2:01.700	33.739	37.244	50.717	229.7	20:21.057
10		2:00.615	33.255	36.799	50.561	233.7	22:07.652	10		2:01.362	33.495	37.013	50.854	229.2	22:22.419
11		2:01.120	33.219	36.761	51.140	236.3	24:08.772	11		2:01.699	33.444	37.269	50.986	232.7	24:24.118
12		2:00.855	33.353	36.530	50.972	233.2	26:09.627	12		2:01.623	33.632	36.890	51.101	230.7	26:25.741
13		2:00.833	33.429	36.817	50.587	234.7	28:10.460	13		2:01.761	33.406	37.260	51.095	229.7	28:27.502
14		2:00.980	33.255	36.694	51.031	234.7	30:11.440	14		2:02.106	33.695	37.249	51.162	228.3	30:29.608
15		2:01.091	33.352	36.653	51.086	235.8	32:12.531	15		2:02.137	33.576	37.272	51.289	229.7	32:31.745

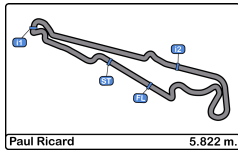
9 Charlie WURZ Formula Alpine **12** Andrea Kimi ANTONELLI Formula Alpine
 ART GRAND PRIX PREMA RACING

Lap	D	Time	Sector 1	Sector 2	Sector 3	T. Spd	Elapsed	Lap	D	Time	Sector 1	Sector 2	Sector 3	T. Spd	Elapsed
1		2:13.693	42.326	38.559	52.808	210.5	2:13.693	1		2:07.877	38.333	37.271	52.273	195.6	2:07.877
2		26:22.888 P	1:09.673	1:14.459	23:58.756	236.8	28:36.581	2		2:12.789	33.562	37.478	1:01.749	230.7	4:20.666

10 Joshua DURKSEN Formula Alpine ARDEN

Lap	D	Time	Sector 1	Sector 2	Sector 3	T. Spd	Elapsed	Lap	D	Time	Sector 1	Sector 2	Sector 3	T. Spd	Elapsed
1		2:13.122	41.985	38.172	52.965	212.1	2:13.122	3		3:35.989	1:03.778	1:08.517	1:23.694	183.9	7:56.655
2		2:19.532	34.211	39.251	1:06.070	235.2	4:32.654	4		2:01.982	33.795	37.146	51.041	231.7	9:58.637
3		3:29.896	1:06.395	1:05.491	1:18.010	177.6	8:02.550	5		2:01.468	33.543	37.036	50.889	230.2	12:00.105
4		2:02.581	34.571	37.105	50.905	236.3	10:05.131	6		2:01.205	33.487	37.056	50.662	232.2	14:01.310
5		2:02.389	33.614	37.212	51.563	235.8	12:07.520	7		2:00.947	33.289	37.050	50.608	232.2	16:02.257
6		2:01.997	33.782	37.082	51.133	236.8	14:09.517	8		2:00.914	33.335	36.948	50.631	232.2	18:03.171
7		2:01.885	33.553	37.327	51.005	234.2	16:11.402	9		2:00.980	33.353	36.806	50.821	231.7	20:04.151
8		2:01.493	33.464	37.070	50.959	233.7	18:12.895	10		2:00.808	33.157	37.035	50.616	230.7	22:04.959
9		2:01.637	33.496	37.052	51.089	232.7	20:14.532	11		2:00.523	33.079	36.917	50.527	232.2	24:05.482
10		2:01.790	33.616	37.065	51.109	235.2	22:16.322	12		2:00.550	33.248	36.849	50.453	233.2	26:06.032
11		2:01.649	33.409	37.281	50.959	236.3	24:17.971	13		2:00.914	33.174	37.184	50.556	233.7	28:06.946
12		2:01.607	33.483	36.945	51.179	235.2	26:19.578	14		2:00.517	33.139	36.988	50.390	231.2	30:07.463
13		2:01.545	33.558	37.152	50.835	234.7	28:21.123	15		2:00.945	33.113	36.962	50.870	230.2	32:08.408
14		2:01.383	33.412	37.166	50.805	232.7	30:22.506								
15		2:01.612	33.297	37.051	51.264	234.2	32:24.118								



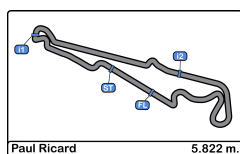


Paul Ricard
Formula Regional Championship by Alpine
Race - 1
Lap Analysis

13 Joshua DUFEK Formula Alpine 18							Laurens VAN HOEPEN Formula Alpine								
VAN AMERSFOORT RACING							ART GRAND PRIX								
Lap	D	Time	Sector 1	Sector 2	Sector 3	T. Spd	Elapsed	Lap	D	Time	Sector 1	Sector 2	Sector 3	T. Spd	Elapsed
1		2:15.218	42.784	38.214	54.220	215.1	2:15.218	1		2:08.350	38.765	37.617	51.968	194.9	2:08.350
2		2:21.659	35.672	39.873	1:06.114	237.8	4:36.877	2		2:12.904	33.521	37.621	1:01.762	230.2	4:21.254
3		3:28.642	1:08.159	1:03.900	1:16.583	195.2	8:05.519	3		3:35.743	1:04.178	1:08.231	1:23.334	174.4	7:56.997
4		2:02.644	33.923	37.536	51.185	232.2	10:08.163	4		2:01.957	33.765	37.171	51.021	232.2	9:58.954
5		2:02.402	33.818	37.375	51.209	234.2	12:10.565	5		2:01.659	33.624	37.163	50.872	231.7	12:00.613
6		2:01.995	33.653	37.370	50.972	233.2	14:12.560	6		2:01.173	33.450	37.227	50.496	231.2	14:01.786
7		2:01.979	33.690	37.261	51.028	233.2	16:14.539	7		2:01.045	33.374	37.013	50.658	232.7	16:02.831
8		2:02.020	33.671	37.269	51.080	234.2	18:16.559	8		2:00.862	33.311	36.981	50.570	231.7	18:03.693
9		2:01.590	33.448	37.145	50.997	230.7	20:18.149	9		2:00.904	33.375	36.848	50.681	231.2	20:04.597
10		2:01.719	33.430	37.370	50.919	232.7	22:19.868	10		2:00.953	33.382	37.071	50.500	231.2	22:05.550
11		2:01.400	33.410	37.170	50.820	232.7	24:21.268	11		2:00.795	33.214	37.219	50.362	232.2	24:06.345
12		2:01.373	33.464	36.927	50.982	234.2	26:22.641	12		2:01.022	33.545	36.982	50.495	230.7	26:07.367
13		2:01.530	33.488	37.094	50.948	234.2	28:24.171	13		2:00.866	33.402	36.912	50.552	230.2	28:08.233
14		2:02.139	33.663	37.395	51.081	233.7	30:26.310	14		2:00.512	33.168	36.860	50.484	228.8	30:08.745
15		2:01.531	33.350	37.200	50.981	233.7	32:27.841	15		2:00.521	33.174	36.836	50.511	229.7	32:09.266

15 Sami MEGUETOUNIF Formula Alpine 19							Esteban MASSON Formula Alpine								
MP MOTORSPORT							SAINTELOC RACING								
Lap	D	Time	Sector 1	Sector 2	Sector 3	T. Spd	Elapsed	Lap	D	Time	Sector 1	Sector 2	Sector 3	T. Spd	Elapsed
1		2:05.498	37.188	37.273	51.037	190.4	2:05.498	1		2:10.034	39.952	37.901	52.181	197.8	2:10.034
2		2:12.977	33.438	37.513	1:02.026	229.7	4:18.475	2		2:13.802	34.449	37.667	1:01.686	234.2	4:23.836
3		3:36.989	1:03.244	1:09.352	1:24.393	205.3	7:55.464	3		3:34.796	1:05.446	1:06.969	1:22.381	198.1	7:58.632
4		2:01.358	33.594	37.132	50.632	230.2	9:56.822	4		2:02.225	33.812	37.173	51.240	229.2	10:00.857
5		2:00.986	33.240	37.110	50.636	230.7	11:57.808	5		2:02.479	34.192	37.304	50.983	234.7	12:03.336
6		2:00.996	33.475	36.961	50.560	230.2	13:58.804	6		2:02.322	33.693	37.514	51.115	230.2	14:05.658
7		2:00.657	33.105	36.983	50.569	230.2	15:59.461	7		2:01.518	33.493	37.129	50.896	229.7	16:07.176
8		2:00.739	33.145	37.011	50.583	230.7	18:00.200	8		2:01.473	33.347	36.975	51.151	230.2	18:08.649
9		2:00.692	33.326	36.992	50.374	229.7	20:00.892	9		2:01.766	33.521	36.947	51.298	229.7	20:10.415
10		2:00.562	33.077	37.114	50.371	230.7	22:01.454	10		2:02.271	34.021	36.883	51.367	227.3	22:12.686
11		2:00.373	33.090	36.850	50.433	231.7	24:01.827	11		2:01.146	33.423	37.006	50.717	231.2	24:13.832
12		2:00.563	33.250	36.864	50.449	230.7	26:02.390	12		2:00.607	33.266	36.892	50.449	230.2	26:14.439
13		2:01.321	33.315	37.041	50.965	230.2	28:03.711	13		2:00.862	33.289	36.754	50.819	231.7	28:15.301
14		2:00.567	33.246	36.902	50.419	231.2	30:04.278	14		2:00.805	33.321	36.888	50.596	229.2	30:16.106
15		2:00.842	33.223	36.861	50.758	229.7	32:05.120	15		2:00.939	33.165	36.741	51.033	231.2	32:17.045

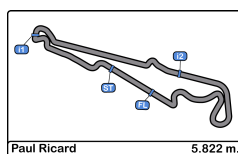




Paul Ricard
Formula Regional Championship by Alpine
Race - 1
Lap Analysis

21 Kirill SMAL							25 Marcus AMAND								
Rookie							Rookie								
MONOLITE RACING							ART GRAND PRIX								
Lap	D	Time	Sector 1	Sector 2	Sector 3	T. Spd	Elapsed	Lap	D	Time	Sector 1	Sector 2	Sector 3	T. Spd	Elapsed
1		2:13.584	42.227	38.228	53.129	214.2	2:13.584	1		2:12.395	41.625	38.281	52.489	210.1	2:12.395
2		2:19.813	34.250	39.446	1:06.117	232.7	4:33.397	2		2:16.645	34.247	38.161	1:04.237	234.7	4:29.040
3		3:29.643	1:06.798	1:04.933	1:17.912	168.7	8:03.040	3		3:32.363	1:05.820	1:06.482	1:20.061	213.0	8:01.403
4		2:03.218	34.375	37.327	51.516	233.7	10:06.258	4		2:02.343	34.048	37.457	50.838	237.3	10:03.746
5		2:02.279	33.882	37.368	51.029	230.7	12:08.537	5		2:02.228	34.091	37.355	50.782	231.7	12:05.974
6		2:01.692	33.587	37.194	50.911	233.2	14:10.229	6		2:01.733	33.582	37.322	50.829	233.2	14:07.707
7		2:01.686	33.508	37.174	51.004	234.7	16:11.915	7		2:01.326	33.497	36.916	50.913	232.2	16:09.033
8		2:01.600	33.462	36.923	51.215	233.2	18:13.515	8		2:02.403	33.431	37.525	51.447	232.2	18:11.436
9		2:01.529	33.524	37.102	50.903	231.2	20:15.044	9		2:01.463	33.477	37.078	50.908	231.7	20:12.899
10		2:01.660	33.516	37.210	50.934	233.7	22:16.704	10		2:01.510	33.294	37.199	51.017	231.2	22:14.409
11		2:01.827	33.443	37.362	51.022	236.8	24:18.531	11		2:01.973	33.598	37.523	50.852	231.7	24:16.382
12		2:01.753	33.515	37.295	50.943	234.2	26:20.284	12		2:02.138	33.520	37.367	51.251	232.2	26:18.520
13		2:01.449	33.387	37.155	50.907	233.2	28:21.733	13		2:01.392	33.380	37.100	50.912	229.7	28:19.912
14		2:01.329	33.375	37.153	50.801	232.7	30:23.062	14		2:01.014	33.222	36.975	50.817	228.8	30:20.926
15		2:01.533	33.314	36.980	51.239	233.7	32:24.595	15		2:01.126	33.176	36.983	50.967	230.7	32:22.052

23 Ivan KLYMENKO							26 Victor BERNIER								
Rookie							Rookie								
KIC MOTORSPORT							MP MOTORSPORT								
Lap	D	Time	Sector 1	Sector 2	Sector 3	T. Spd	Elapsed	Lap	D	Time	Sector 1	Sector 2	Sector 3	T. Spd	Elapsed
1		2:16.547	44.553	38.925	53.069	188.8	2:16.547	1		2:08.803	39.193	37.375	52.235	199.6	2:08.803
2		2:23.125	35.945	42.005	1:05.175	232.7	4:39.672	2		2:12.976	33.668	37.806	1:01.502	231.2	4:21.779
3		3:28.345	1:09.515	1:02.288	1:16.542	177.3	8:08.017	3		3:35.574	1:04.729	1:08.023	1:22.822	175.3	7:57.353
4		2:02.934	33.908	37.625	51.401	229.2	10:10.951	4		2:01.961	33.755	37.113	51.093	233.2	9:59.314
5		2:03.014	33.998	37.768	51.248	231.2	12:13.965	5		2:01.968	33.706	37.203	51.059	233.7	12:01.282
6		2:02.490	33.604	37.600	51.286	229.2	14:16.455	6		2:01.186	33.448	37.031	50.707	230.7	14:02.468
7		2:02.714	33.807	37.566	51.341	229.7	16:19.169	7		2:01.180	33.403	37.060	50.717	230.2	16:03.648
8		2:03.538	33.986	38.439	51.113	232.2	18:22.707	8		2:01.163	33.356	37.001	50.806	230.7	18:04.811
9		2:02.181	33.682	37.557	50.942	231.7	20:24.888	9		2:00.879	33.391	36.942	50.546	228.8	20:05.690
10		2:02.412	33.896	37.384	51.132	231.2	22:27.300	10		2:00.660	33.294	36.821	50.545	229.2	22:06.350
11		2:01.939	33.616	37.514	50.809	230.7	24:29.239	11		2:00.934	33.296	36.939	50.699	231.7	24:07.284
12		2:02.182	33.520	37.552	51.110	229.7	26:31.421	12		2:01.171	33.502	37.042	50.627	229.7	26:08.455
13		2:01.749	33.535	37.428	50.786	229.2	28:33.170	13		2:00.720	33.323	36.743	50.654	229.7	28:09.175
14		2:02.891	33.554	37.702	51.635	229.2	30:36.061	14		2:00.752	33.211	36.846	50.695	229.7	30:09.927
15		2:02.534	33.517	37.411	51.606	230.2	32:38.595	15		2:01.205	33.379	36.860	50.966	230.2	32:11.132



Paul Ricard
Formula Regional Championship by Alpine
Race - 1
Lap Analysis

27

Kas HAVERKORT

Formula Alpine 29

Enzo SCIONTI

Formula Alpine

VAN AMERSFOORT RACING

MONOLITE RACING

Lap	D	Time	Sector 1	Sector 2	Sector 3	T. Spd	Elapsed	Lap	D	Time	Sector 1	Sector 2	Sector 3	T. Spd	Elapsed
1		2:10.710	40.250	37.969	52.491	201.1	2:10.710	1		2:14.481	43.355	38.308	52.818	218.6	2:14.481
2		2:16.090	34.877	38.459	1:02.754	232.7	4:26.800	2		2:33.412 P	51.288	39.430	1:02.694	231.7	4:47.893
3		3:33.524	1:05.548	1:06.807	1:21.169	196.7	8:00.324	3		3:21.186	1:13.518	52.042	1:15.626	147.9	8:09.079
4		2:02.403	33.855	37.078	51.470	234.7	10:02.727	4		2:02.878	33.792	37.615	51.471	231.7	10:11.957
5		2:02.175	34.128	37.216	50.831	238.4	12:04.902	5		2:03.260	33.869	37.394	51.997	234.2	12:15.217
6		2:01.093	33.419	36.927	50.747	231.2	14:05.995	6		2:02.312	33.570	37.369	51.373	229.2	14:17.529
7		2:01.621	33.636	36.944	51.041	234.7	16:07.616	7		2:02.823	33.707	37.470	51.646	231.7	16:20.352
8		2:01.357	33.423	36.852	51.082	234.2	18:08.973	8		2:03.074	33.699	37.621	51.754	230.7	18:23.426
9		2:01.479	33.640	36.749	51.090	235.2	20:10.452	9		2:02.475	33.771	37.433	51.271	228.8	20:25.901
10		2:01.777	34.352	36.763	50.662	229.7	22:12.229	10		2:02.007	33.564	37.312	51.131	229.2	22:27.908
11		2:00.920	33.366	36.936	50.618	231.2	24:13.149	11		2:02.403	33.583	37.530	51.290	232.2	24:30.311
12		2:00.501	33.234	36.777	50.490	232.2	26:13.650	12		2:02.447	33.702	37.345	51.400	229.7	26:32.758
13		2:00.773	33.240	36.913	50.620	232.2	28:14.423	13		2:03.984	33.707	37.426	52.851	229.2	28:36.742
14		2:00.551	33.226	36.528	50.797	231.2	30:14.974	14		2:02.742	33.879	37.502	51.361	231.2	30:39.484
15		2:01.156	33.232	36.910	51.014	233.7	32:16.130	15		2:02.119	33.553	37.365	51.201	228.8	32:41.603

28

Pierre - Alexandre PROVOST

Formula Alpine 30

Michael BELOV

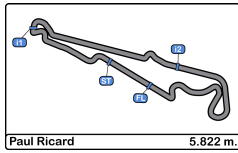
Formula Alpine

Rookie

G4 RACING

G4 RACING

Lap	D	Time	Sector 1	Sector 2	Sector 3	T. Spd	Elapsed	Lap	D	Time	Sector 1	Sector 2	Sector 3	T. Spd	Elapsed
1		2:16.342	44.189	38.984	53.169	214.7	2:16.342	1		2:09.414	39.512	37.480	52.422	201.8	2:09.414
2		2:24.489	36.654	42.031	1:05.804	239.4	4:40.831	2		2:13.197	33.653	37.579	1:01.965	229.7	4:22.611
3		3:27.741	1:09.219	1:02.420	1:16.102	195.6	8:08.572	3		3:35.137	1:04.812	1:07.600	1:22.725	182.4	7:57.748
4		2:03.116	33.830	37.366	51.920	232.7	10:11.688	4		2:02.056	33.825	37.112	51.119	231.7	9:59.804
5		2:02.859	33.830	37.633	51.396	231.7	12:14.547	5		2:02.328	33.621	37.438	51.269	233.2	12:02.132
6		2:02.488	33.718	37.351	51.419	233.2	14:17.035	6		2:01.178	33.469	36.882	50.827	229.7	14:03.310
7		2:02.776	33.810	37.413	51.553	232.7	16:19.811	7		2:01.042	33.325	37.050	50.667	230.2	16:04.352
8		2:02.362	33.838	37.392	51.132	234.2	18:22.173	8		2:01.046	33.340	36.970	50.736	231.2	18:05.398
9		2:02.206	33.595	37.322	51.289	229.2	20:24.379	9		2:00.893	33.398	36.859	50.636	230.7	20:06.291
10		2:01.761	33.405	37.282	51.074	229.7	22:26.140	10		2:00.719	33.297	36.912	50.510	232.2	22:07.010
11		2:01.815	33.415	37.246	51.154	232.2	24:27.955	11		2:01.065	33.280	37.008	50.777	233.2	24:08.075
12		2:01.703	33.448	36.931	51.324	233.2	26:29.658	12		2:00.958	33.547	36.818	50.593	231.7	26:09.033
13		2:02.232	33.681	37.284	51.267	234.2	28:31.890	13		2:00.922	33.320	36.962	50.640	232.2	28:09.955
14		2:03.371	33.565	37.494	52.312	232.2	30:35.261	14		2:01.092	33.306	36.977	50.809	232.2	30:11.047
15		2:02.430	33.413	37.344	51.673	232.2	32:37.691	15		2:02.057	33.313	37.016	51.728	231.2	32:13.104

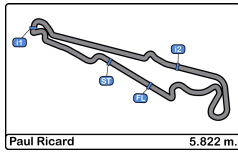


Paul Ricard
Formula Regional Championship by Alpine
Race - 1
Lap Analysis

33 Lucas MEDINA							Formula Alpine 43 Owen TANGAVELOU								
Rookie							SAINTELOC RACING								
Lap	D	Time	Sector 1	Sector 2	Sector 3	T. Spd	Elapsed	Lap	D	Time	Sector 1	Sector 2	Sector 3	T. Spd	Elapsed
1		2:14.609	43.019	38.907	52.683	218.6	2:14.609	1		2:11.187	41.069	38.232	51.886	206.1	2:11.187
2		2:20.898	35.429	39.571	1:05.898	232.7	4:35.507	2		2:14.915	34.669	37.939	1:02.307	235.2	4:26.102
3		3:28.945	1:07.960	1:04.157	1:16.828	183.6	8:04.452	3		3:33.903	1:05.358	1:07.187	1:21.358	176.1	8:00.005
4		2:03.007	34.044	37.440	51.523	229.7	10:07.459	4		2:02.525	33.779	37.185	51.561	232.7	10:02.530
5		2:03.460	34.191	37.604	51.665	234.2	12:10.919	5		2:03.856	34.921	37.556	51.379	230.2	12:06.386
6		2:02.816	33.739	37.751	51.326	232.7	14:13.735	6		2:01.777	33.572	37.205	51.000	234.7	14:08.163
7		2:14.705	35.042	38.592	1:01.071	229.7	16:28.440	7		2:01.258	33.419	36.994	50.845	233.7	16:09.421
8		2:03.774	33.995	37.732	52.047	227.3	18:32.214	8		2:01.511	33.488	37.182	50.841	235.8	18:10.932
9		2:02.479	33.794	37.458	51.227	226.4	20:34.693	9		2:00.970	33.399	36.908	50.663	230.2	20:11.902
10		2:02.628	33.703	37.671	51.254	225.9	22:37.321	10		2:01.767	33.550	37.073	51.144	234.2	22:13.669
11		2:03.001	33.601	37.716	51.684	227.3	24:40.322	11		2:01.435	33.485	37.041	50.909	236.3	24:15.104
12		2:03.238	33.614	37.430	52.194	228.3	26:43.560	12		2:01.057	33.478	36.855	50.724	235.2	26:16.161
13		2:02.635	33.703	37.261	51.671	227.8	28:46.195	13		2:01.154	33.414	36.948	50.792	235.2	28:17.315
14		2:02.720	33.536	37.524	51.660	226.8	30:48.915	14		2:01.631	33.773	37.204	50.654	235.2	30:18.946
15		2:02.712	33.521	37.622	51.569	227.8	32:51.627	15		2:01.026	33.299	36.765	50.962	234.7	32:19.972

34 Martinus STENSHORNE							Formula Alpine 47 Nikhil BOHRA								
Rookie							R-ACE GP								
Lap	D	Time	Sector 1	Sector 2	Sector 3	T. Spd	Elapsed	Lap	D	Time	Sector 1	Sector 2	Sector 3	T. Spd	Elapsed
1		2:06.173	37.513	37.356	51.304	189.4	2:06.173	1		2:11.542	40.496	38.457	52.589	207.2	2:11.542
2		2:13.494	33.466	37.590	1:02.438	231.7	4:19.667	2		2:15.919	34.378	38.320	1:03.221	234.7	4:27.461
3		3:36.330	1:02.885	1:09.164	1:24.281	188.8	7:55.997	3		3:33.444	1:05.557	1:06.694	1:21.193	185.5	8:00.905
4		2:01.386	33.599	37.001	50.786	231.7	9:57.383	4		2:02.250	33.751	37.215	51.284	232.2	10:03.155
5		2:01.331	33.355	37.061	50.915	232.7	11:58.714	5		2:02.338	34.072	37.183	51.083	234.2	12:05.493
6		2:01.005	33.330	37.017	50.658	232.7	13:59.719	6		2:01.535	33.502	37.191	50.842	233.7	14:07.028
7		2:00.927	33.322	36.947	50.658	232.7	16:00.646	7		2:01.305	33.418	37.232	50.655	233.2	16:08.333
8		2:00.936	33.290	36.991	50.655	231.7	18:01.582	8		2:01.239	33.396	36.950	50.893	233.2	18:09.572
9		2:01.049	33.350	37.004	50.695	230.7	20:02.631	9		2:01.341	33.593	36.967	50.781	232.2	20:10.913
10		2:00.466	33.191	36.992	50.283	230.7	22:03.097	10		2:02.412	34.170	37.338	50.904	234.7	22:13.325
11		2:00.681	33.277	36.995	50.409	230.7	24:03.778	11		2:01.303	33.351	37.188	50.764	235.8	24:14.628
12		2:00.254	33.163	36.550	50.541	231.7	26:04.032	12		2:01.022	33.311	36.996	50.715	234.2	26:15.650
13		2:00.559	33.305	36.670	50.584	231.2	28:04.591	13		2:01.399	33.324	37.193	50.882	233.7	28:17.049
14		2:00.630	33.277	36.705	50.648	232.2	30:05.221	14		2:01.343	33.730	36.807	50.806	230.7	30:18.392
15		2:00.795	33.280	36.687	50.828	231.7	32:06.016	15		2:01.315	33.417	36.869	51.029	232.7	32:19.707





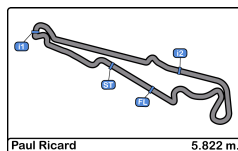
Paul Ricard
Formula Regional Championship by Alpine
Race - 1
Lap Analysis

64 Maya WEUG							Formula Alpine 73 Emerson FITTIPALDI Jr.								
Rookie KIC MOTORSPORT							Rookie SAINTELOC RACING								
Lap	D	Time	Sector 1	Sector 2	Sector 3	T. Spd	Elapsed	Lap	D	Time	Sector 1	Sector 2	Sector 3	T. Spd	Elapsed
1		2:10.168	40.231	38.418	51.519	205.7	2:10.168	1		2:14.218	42.994	38.178	53.046	213.0	2:14.218
2		2:14.433	34.922	37.889	1:01.622	237.8	4:24.601	2		2:19.807	35.306	39.180	1:05.321	235.2	4:34.025
3		3:34.549	1:05.463	1:06.941	1:22.145	201.8	7:59.150	3		3:29.427	1:07.758	1:03.930	1:17.739	174.1	8:03.452
4		2:01.838	33.782	37.022	51.034	231.2	10:00.988	4		2:03.370	34.443	37.254	51.673	233.7	10:06.822
5		2:01.845	33.756	37.007	51.082	235.8	12:02.833	5		2:02.720	34.133	37.391	51.196	233.7	12:09.542
6		2:01.748	33.788	37.200	50.760	231.7	14:04.581	6		2:01.973	33.753	37.257	50.963	232.2	14:11.515
7		2:01.453	33.482	37.156	50.815	230.7	16:06.034	7		2:02.613	33.575	37.226	51.812	232.7	16:14.128
8		2:01.312	33.448	37.017	50.847	229.7	18:07.346	8		2:01.716	33.669	37.026	51.021	232.2	18:15.844
9		2:01.410	33.522	37.166	50.722	229.7	20:08.756	9		2:01.677	33.635	37.099	50.943	230.7	20:17.521
10		2:00.731	33.273	37.052	50.406	229.2	22:09.487	10		2:01.413	33.446	37.187	50.780	230.2	22:18.934
11		2:01.247	33.449	37.177	50.621	230.2	24:10.734	11		2:01.499	33.547	37.104	50.848	232.7	24:20.433
12		2:00.759	33.361	36.744	50.654	229.7	26:11.493	12		2:01.604	33.575	36.941	51.088	230.7	26:22.037
13		2:01.191	33.350	37.143	50.698	230.2	28:12.684	13		2:01.679	33.567	37.127	50.985	232.7	28:23.716
14		2:00.981	33.322	36.978	50.681	228.3	30:13.665	14		2:01.603	33.616	36.828	51.159	230.2	30:25.319
15		2:01.393	33.279	37.141	50.973	229.7	32:15.058	15		2:01.730	33.407	36.994	51.329	231.2	32:27.049

65 Santiago RAMOS							Formula Alpine 77 Tim TRAMNITZ								
RPM							R-ACE GP								
Lap	D	Time	Sector 1	Sector 2	Sector 3	T. Spd	Elapsed	Lap	D	Time	Sector 1	Sector 2	Sector 3	T. Spd	Elapsed
1		2:11.751	40.735	38.372	52.644	207.6	2:11.751	1		2:07.041	38.121	37.735	51.185	194.2	2:07.041
2		2:16.326	34.426	38.357	1:03.543	236.8	4:28.077	2		2:13.224	33.399	37.377	1:02.448	230.2	4:20.265
3		3:33.185	1:06.077	1:06.435	1:20.673	213.0	8:01.262	3		3:35.962	1:03.628	1:08.595	1:23.739	181.5	7:56.227
4		2:02.823	34.499	37.352	50.972	235.8	10:04.085	4		2:01.911	33.795	36.946	51.170	235.2	9:58.138
5		2:02.698	33.946	37.271	51.481	236.8	12:06.783	5		2:01.446	33.364	37.140	50.942	231.7	11:59.584
6		2:01.676	33.579	37.085	51.012	234.7	14:08.459	6		2:00.970	33.313	36.967	50.690	231.2	14:00.554
7		2:01.413	33.577	36.942	50.894	236.3	16:09.872	7		2:01.043	33.306	37.167	50.570	231.7	16:01.597
8		2:01.895	33.457	37.014	51.424	235.2	18:11.767	8		2:00.756	33.249	36.925	50.582	231.2	18:02.353
9		2:01.462	33.577	36.913	50.972	235.2	20:13.229	9		2:00.902	33.358	36.922	50.622	231.2	20:03.255
10		2:01.405	33.476	37.045	50.884	235.8	22:14.634	10		2:00.668	33.297	36.920	50.451	231.7	22:03.923
11		2:02.004	33.687	37.316	51.001	237.3	24:16.638	11		2:00.808	33.241	36.966	50.601	231.2	24:04.731
12		4:21.279 P	33.661	36.846	3:10.772	237.8	28:37.917	12		2:00.492	33.254	36.724	50.514	231.7	26:05.223
13								13		2:00.542	33.307	36.669	50.566	232.2	28:05.765
14								14		2:00.408	33.158	36.687	50.563	230.7	30:06.173
15								15		2:00.523	33.082	36.647	50.794	232.2	32:06.696

68 Niels KOOLEN							
Formula Alpine VAN AMERSFOORT RACING							
Lap	D	Time	Sector 1	Sector 2	Sector 3	T. Spd	Elapsed
1		2:15.808	43.710	38.933	53.165	216.8	2:15.808





Paul Ricard
Formula Regional Championship by Alpine
Race - 1
Lap Analysis

85

Macéo CAPIETTO

Formula Alpine **99**

Giovanni MASCHIO

Formula Alpine

RPM

MONOLITE RACING

Lap	D	Time	Sector 1	Sector 2	Sector 3	T. Spd	Elapsed	Lap	D	Time	Sector 1	Sector 2	Sector 3	T. Spd	Elapsed
1		2:14.531	42.578	38.330	53.623	213.4	2:14.531	1		2:16.240	44.096	38.760	53.384	220.4	2:16.240
2		2:20.099	35.868	38.785	1:05.446	234.7	4:34.630	2		2:22.853	35.467	41.490	1:05.896	237.3	4:39.093
3		3:29.268	1:07.973	1:03.856	1:17.439	184.6	8:03.898	3		3:27.718	1:09.305	1:02.028	1:16.385	192.1	8:06.811
4		2:03.225	34.257	37.274	51.694	234.2	10:07.123	4		2:02.978	33.936	37.713	51.329	229.7	10:09.789
5		2:02.881	34.208	37.417	51.256	237.3	12:10.004	5		2:02.829	34.004	37.524	51.301	233.2	12:12.618
6		2:02.013	33.682	37.305	51.026	234.7	14:12.017	6		2:02.600	33.760	37.341	51.499	230.7	14:15.218
7		2:01.588	33.507	37.179	50.902	234.7	16:13.605	7		2:03.511	34.113	37.712	51.686	232.7	16:18.729
8		2:01.310	33.389	37.179	50.742	232.7	18:14.915	8		2:02.298	33.645	37.298	51.355	232.2	18:21.027
9		2:01.214	33.296	37.037	50.881	232.2	20:16.129	9		2:01.891	33.512	37.278	51.101	229.7	20:22.918
10		2:01.482	33.314	37.050	51.118	234.7	22:17.611	10		2:02.043	33.613	37.343	51.087	230.2	22:24.961
11		2:01.570	33.513	37.076	50.981	237.8	24:19.181	11		2:01.982	33.614	37.257	51.111	231.7	24:26.943
12		2:02.020	33.754	37.086	51.180	238.9	26:21.201	12		2:02.171	33.460	37.278	51.433	230.7	26:29.114
13		2:01.585	33.319	37.074	51.192	235.2	28:22.786	13		2:02.220	33.620	37.340	51.260	229.7	28:31.334
14		2:01.482	33.411	37.256	50.815	233.7	30:24.268	14		2:03.255	33.675	37.822	51.758	229.2	30:34.589
15		2:02.131	33.128	36.935	52.068	235.2	32:26.399	15		2:03.556	33.505	37.499	52.552	230.2	32:38.145

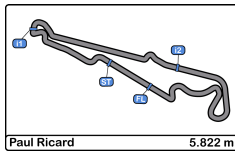
88

Matias ZAGAZETA

Formula Alpine

R-ACE GP

Lap	D	Time	Sector 1	Sector 2	Sector 3	T. Spd	Elapsed
1		2:14.095	41.985	38.555	53.555	210.9	2:14.095
2		2:22.373	36.547	39.736	1:06.090	233.2	4:36.468
3		3:28.591	1:07.880	1:04.034	1:16.677	197.0	8:05.059
4		2:03.876	34.000	37.688	52.188	231.2	10:08.935
5		2:02.885	34.341	37.362	51.182	229.7	12:11.820
6		2:02.701	33.810	37.343	51.548	232.7	14:14.521
7		2:02.844	34.410	37.391	51.043	234.2	16:17.365
8		2:01.417	33.403	37.163	50.851	231.2	18:18.782
9		2:01.353	33.515	37.069	50.769	228.8	20:20.135
10		2:01.418	33.510	37.144	50.764	229.7	22:21.553
11		2:01.153	33.302	37.096	50.755	233.7	24:22.706
12		2:01.395	33.398	37.196	50.801	233.2	26:24.101
13		2:00.953	33.370	36.810	50.773	231.7	28:25.054
14		2:01.802	33.413	36.880	51.509	231.7	30:26.856
15		2:01.607	33.414	37.052	51.141	233.7	32:28.463



Paul Ricard
Formula Regional Championship by Alpine
Race - 1



Analysis by Lap

Num	Lap Time	Gap
10	2:01.637	14.695
21	2:01.529	15.207
4	2:01.600	15.839
85	2:01.214	16.292
73	2:01.677	17.684
13	2:01.590	18.312
88	2:01.353	20.298
11	2:01.700	21.220
99	2:01.891	23.081
28	2:02.206	24.542
23	2:02.181	25.051
29	2:02.475	26.064
33	2:02.479	34.856

Num Lap Time Gap

Lap 10

3	2:00.269	
15	2:00.562	01.348
34	2:00.466	02.991
77	2:00.668	03.817
12	2:00.808	04.853
18	2:00.953	05.444
26	2:00.660	06.244
30	2:00.719	06.904
8	2:00.615	07.546
64	2:00.731	09.381
7	2:00.769	10.027
27	2:01.777	12.123
19	2:02.271	12.580
47	2:02.412	13.219
43	2:01.767	13.563
25	2:01.510	14.303
65	2:01.405	14.528
5	2:01.640	15.588
10	2:01.790	16.216
21	2:01.660	16.598
4	2:01.557	17.127
85	2:01.482	17.505
73	2:01.413	18.828
13	2:01.719	19.762
88	2:01.418	21.447
11	2:01.362	22.313
99	2:02.043	24.855
28	2:01.761	26.034
23	2:02.412	27.194
29	2:02.007	27.802
33	2:02.628	37.215

Num Lap Time Gap

Lap 11

3	2:00.380	
15	2:00.373	01.341
34	2:00.681	03.292
77	2:00.808	04.245
12	2:00.523	04.996
18	2:00.795	05.859
26	2:00.934	06.798
30	2:01.065	07.589
8	2:01.120	08.286

Num	Lap Time	Gap
64	2:01.247	10.248
7	2:01.094	10.741
27	2:00.920	12.663
19	2:01.146	13.346
47	2:01.303	14.142
43	2:01.435	14.618
25	2:01.973	15.896
65	2:02.004	16.152
5	2:01.628	16.836
10	2:01.649	17.485
21	2:01.827	18.045
4	2:01.691	18.438
85	2:01.570	18.695
73	2:01.499	19.947
13	2:01.400	20.782
88	2:01.153	22.220
11	2:01.699	23.632
99	2:01.982	26.457
28	2:01.815	27.469
23	2:01.939	28.753
29	2:02.403	29.825
33	2:03.001	39.836

Num Lap Time Gap

Lap 12

3	2:00.206	
15	2:00.563	01.698
34	2:00.254	03.340
77	2:00.492	04.531
12	2:00.550	05.340
18	2:01.022	06.675
26	2:01.171	07.763
30	2:00.958	08.341
8	2:00.855	08.935
64	2:00.759	10.801
7	2:01.033	11.568
27	2:00.501	12.958
19	2:00.607	13.747
47	2:01.022	14.958
43	2:01.057	15.469
25	2:02.138	17.828
5	2:01.627	18.257
10	2:01.607	18.886
21	2:01.753	19.592
4	2:01.812	20.044
85	2:02.020	20.509
73	2:01.604	21.345
13	2:01.373	21.949
88	2:01.395	23.409
11	2:01.623	25.049
99	2:02.171	28.422
28	2:01.703	28.966
23	2:02.182	30.729
29	2:02.447	32.066
33	2:03.238	42.868

Num Lap Time Gap

Lap 13

3	2:00.522	
---	----------	--

Num	Lap Time	Gap
15	2:01.321	02.497
34	2:00.559	03.377
77	2:00.542	04.551
12	2:00.914	05.732
18	2:00.866	07.019
26	2:00.720	07.961
30	2:00.922	08.741
8	2:00.833	09.246
64	2:01.191	11.470
7	2:00.963	12.009
27	2:00.773	13.209
19	2:00.862	14.087
47	2:01.399	15.835
43	2:01.154	16.101
25	2:01.392	18.698
5	2:01.374	19.109
10	2:01.545	19.909
21	2:01.449	20.519
4	2:01.479	21.001
85	2:01.585	21.572
73	2:01.679	22.502
13	2:01.530	22.957
88	2:00.953	23.840
11	2:01.761	26.288
99	2:02.220	30.120
28	2:02.232	30.676
23	2:01.749	31.956
9	26:22.888	11 Laps
29	2:03.984	35.528
65	4:21.279	1 Lap
33	2:02.635	44.981

Num Lap Time Gap

Lap 14

3	2:00.866	
15	2:00.567	02.198
34	2:00.630	03.141
77	2:00.408	04.093
12	2:00.517	05.383
18	2:00.512	06.665
26	2:00.752	07.847
30	2:01.092	08.967
8	2:00.980	09.360
64	2:00.981	11.585
7	2:01.064	12.207
27	2:00.551	12.894
19	2:00.805	14.026
47	2:01.343	16.312
43	2:01.631	16.866
25	2:01.014	18.846
5	2:01.127	19.370
10	2:01.383	20.426
21	2:01.329	20.982
4	2:01.496	21.631
85	2:01.482	22.188
73	2:01.603	23.239
13	2:02.139	24.230
88	2:01.802	24.776

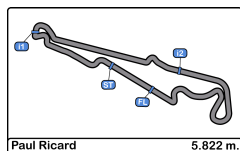
Num	Lap Time	Gap
11	2:02.106	27.528
99	2:03.255	32.509
28	2:03.371	33.181
23	2:02.891	33.981
29	2:02.742	37.404
33	2:02.720	46.835

Num Lap Time Gap

Lap 15

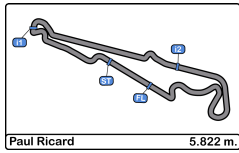
3	2:00.885	
15	2:00.842	02.155
34	2:00.795	03.051
77	2:00.523	03.731
12	2:00.945	05.443
18	2:00.521	06.301
26	2:01.205	08.167
8	2:01.091	09.566
30	2:02.057	10.139
64	2:01.393	12.093
7	2:01.395	12.717
27	2:01.156	13.165
19	2:00.939	14.080
47	2:01.315	16.742
43	2:01.026	17.007
25	2:01.126	19.087
5	2:01.096	19.581
10	2:01.612	21.153
21	2:01.533	21.630
4	2:02.603	23.349
85	2:02.131	23.434
73	2:01.730	24.084
13	2:01.531	24.876
88	2:01.607	25.498
11	2:02.137	28.780
28	2:02.430	34.726
99	2:03.556	35.180
23	2:02.534	35.630
29	2:02.119	38.638
33	2:02.712	48.662







Paul Ricard
Formula Regional Championship by Alpine
Race - 1
Best Sectors Results

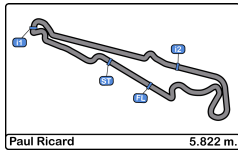
Sector - 1			Sector - 2			Sector - 3			Ideal Lap vs Best Lap						
Clas	Nº	Driver	Time	Nº	Driver	Time	Nº	Driver	Time	Clas	Nº	Driver	Ideal Lap	Best Lap	Clas
1	3	Alessandro GIUSTI	32.998	3	Alessandro GIUSTI	36.524	34	Martinius STENSHORNE	50.283	1	3	Alessandro GIUSTI	1:59.879	2:00.206	1
2	15	Sami MEGUETOUNIF	33.077	27	Kas HAVERKORT	36.528	3	Alessandro GIUSTI	50.357	2	34	Martinius STENSHORNE	1:59.996	2:00.254	2
3	12	Andrea Kimi ANTONELLI	33.079	8	Rafael CAMARA	36.530	18	Laurens VAN HOEPEN	50.362	3	77	Tim TRAMNITZ	2:00.180	2:00.408	4
4	77	Tim TRAMNITZ	33.082	34	Martinius STENSHORNE	36.550	15	Sami MEGUETOUNIF	50.371	4	27	Kas HAVERKORT	2:00.244	2:00.501	5
5	85	Macéo CAPIETTO	33.128	77	Tim TRAMNITZ	36.647	12	Andrea Kimi ANTONELLI	50.390	5	12	Andrea Kimi ANTONELLI	2:00.275	2:00.517	7
6	5	Tom LEBBON	33.162	19	Esteban MASSON	36.741	64	Maya WEUG	50.406	6	15	Sami MEGUETOUNIF	2:00.298	2:00.373	3
7	34	Martinius STENSHORNE	33.163	26	Victor BERNIER	36.743	19	Esteban MASSON	50.449	7	8	Rafael CAMARA	2:00.310	2:00.615	9
8	19	Esteban MASSON	33.165	64	Maya WEUG	36.744	77	Tim TRAMNITZ	50.451	8	19	Esteban MASSON	2:00.355	2:00.607	8
9	18	Laurens VAN HOEPEN	33.168	43	Owen	36.765	27	Kas HAVERKORT	50.490	9	18	Laurens VAN HOEPEN	2:00.366	2:00.512	6
10	25	Marcus AMAND	33.176	7	Lorenzo FLUXA	36.766	30	Michael BELOV	50.510	10	64	Maya WEUG	2:00.423	2:00.731	12
11	26	Victor BERNIER	33.211	12	Andrea Kimi ANTONELLI	36.806	26	Victor BERNIER	50.545	11	26	Victor BERNIER	2:00.499	2:00.660	10
12	8	Rafael CAMARA	33.219	47	Nikhil BOHRA	36.807	8	Rafael CAMARA	50.561	12	30	Michael BELOV	2:00.608	2:00.719	11
13	27	Kas HAVERKORT	33.226	88	Matias ZAGAZETA	36.810	43	Owen	50.654	13	7	Lorenzo FLUXA	2:00.688	2:00.769	13
14	7	Lorenzo FLUXA	33.232	30	Michael BELOV	36.818	47	Nikhil BOHRA	50.655	14	43	Owen	2:00.718	2:00.970	15
15	4	Roman BILINSKI	33.266	73	Emerson FITTIPALDI Jr.	36.828	7	Lorenzo FLUXA	50.690	15	5	Tom LEBBON	2:00.739	2:01.096	18
16	64	Maya WEUG	33.273	18	Laurens VAN HOEPEN	36.836	11	Levente REVESZ	50.717	16	47	Nikhil BOHRA	2:00.773	2:01.022	17
17	30	Michael BELOV	33.280	5	Tom LEBBON	36.842	5	Tom LEBBON	50.735	17	85	Macéo CAPIETTO	2:00.805	2:01.214	19
18	10	Joshua DURKSEN	33.297	65	Santiago RAMOS	36.846	85	Macéo CAPIETTO	50.742	18	88	Matias ZAGAZETA	2:00.867	2:00.953	14
19	43	Owen	33.299	15	Sami MEGUETOUNIF	36.850	88	Matias ZAGAZETA	50.755	19	25	Marcus AMAND	2:00.874	2:01.014	16
20	88	Matias ZAGAZETA	33.302	11	Levente REVESZ	36.890	73	Emerson FITTIPALDI Jr.	50.780	20	11	Levente REVESZ	2:01.013	2:01.362	21
21	47	Nikhil BOHRA	33.311	25	Marcus AMAND	36.916	25	Marcus AMAND	50.782	21	73	Emerson FITTIPALDI Jr.	2:01.015	2:01.413	25
22	21	Kirill SMAL	33.314	21	Kirill SMAL	36.923	23	Ivan KLYMENKO	50.786	22	21	Kirill SMAL	2:01.038	2:01.329	20
23	13	Joshua DUFEK	33.350	13	Joshua DUFEK	36.927	21	Kirill SMAL	50.801	23	10	Joshua DURKSEN	2:01.047	2:01.383	23
24	28	Pierre - Alexandre PROVOST	33.405	28	Pierre - Alexandre PROVOST	36.931	10	Joshua DURKSEN	50.805	24	13	Joshua DUFEK	2:01.097	2:01.373	22
25	11	Levente REVESZ	33.406	85	Macéo CAPIETTO	36.935	13	Joshua DUFEK	50.820	25	4	Roman BILINSKI	2:01.123	2:01.479	26
26	73	Emerson FITTIPALDI Jr.	33.407	10	Joshua DURKSEN	36.945	65	Santiago RAMOS	50.884	26	65	Santiago RAMOS	2:01.187	2:01.405	24
27	65	Santiago RAMOS	33.457	4	Roman BILINSKI	36.965	4	Roman BILINSKI	50.892	27	28	Pierre - Alexandre PROVOST	2:01.410	2:01.703	27
28	99	Giovanni MASCHIO	33.460	99	Giovanni MASCHIO	37.257	28	Pierre - Alexandre PROVOST	51.074	28	23	Ivan KLYMENKO	2:01.687	2:01.749	28
29	23	Ivan KLYMENKO	33.517	33	Lucas MEDINA	37.261	99	Giovanni MASCHIO	51.087	29	99	Giovanni MASCHIO	2:01.804	2:01.891	29
30	33	Lucas MEDINA	33.521	29	Enzo SCIONTI	37.312	29	Enzo SCIONTI	51.131	30	29	Enzo SCIONTI	2:01.996	2:02.007	30
31	29	Enzo SCIONTI	33.553	23	Ivan KLYMENKO	37.384	33	Lucas MEDINA	51.227	31	33	Lucas MEDINA	2:02.009	2:02.479	31
32	9	Charlie WURZ	42.326	9	Charlie WURZ	38.559	9	Charlie WURZ	52.808	32	9	Charlie WURZ	2:13.693	2:13.693	32
33	68	Niels KOOLEN	43.710	68	Niels KOOLEN	38.933	68	Niels KOOLEN	53.165	33	68	Niels KOOLEN	2:15.808	2:15.808	33



Paul Ricard
Formula Regional Championship by Alpine
Race - 1
Leader Sequence

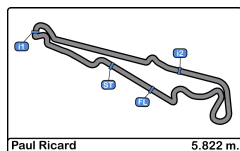
N°	Driver	Nat	Cat	Clas	Team	Nat	Vehicle	Start Lap	End Lap	Laps	Total Laps
3	Alessandro GIUSTI	 FRA	R		G4 RACING	 CHE	Formula Alpine	1	15	15	15





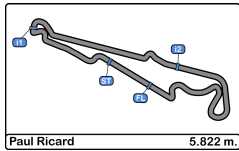
Paul Ricard
Formula Regional Championship by Alpine
Race - 1
Best 5 Lap Times

Cls	N°	Driver	Nat	Cat	Cls	Team	Nat	Vehicle	Best 1		Best 2		Best 3		Best 4		Best 5	
									Time	Lap	Time	Lap	Time	Lap	Time	Lap	Time	Lap
1	3	Alessandro GIUSTI	FRA	R	1	G4 RACING	CHE	Formula Alpine	2:00.206	12	2:00.269	10	2:00.380	11	2:00.522	13	2:00.673	8
2	34	Martinius	NOR	R	2	R-ACE GP	FRA	Formula Alpine	2:00.254	12	2:00.466	10	2:00.559	13	2:00.630	14	2:00.681	11
3	15	Sami	FRA			MP MOTORSPORT	NLD	Formula Alpine	2:00.373	11	2:00.562	10	2:00.563	12	2:00.567	14	2:00.657	7
4	77	Tim TRAMNITZ	DEU			R-ACE GP	FRA	Formula Alpine	2:00.408	14	2:00.492	12	2:00.523	15	2:00.542	13	2:00.668	10
5	27	Kas HAVERKORT	NLD			VAN AMERSFOORT	NLD	Formula Alpine	2:00.501	12	2:00.551	14	2:00.773	13	2:00.920	11	2:01.093	6
6	18	Laurens VAN	NLD			ART GRAND PRIX	FRA	Formula Alpine	2:00.512	14	2:00.521	15	2:00.795	11	2:00.862	8	2:00.866	13
7	12	Andrea Kimi	ITA			PREMA RACING	ITA	Formula Alpine	2:00.517	14	2:00.523	11	2:00.550	12	2:00.808	10	2:00.914	8
8	19	Esteban MASSON	FRA			SAINTELOC RACING	FRA	Formula Alpine	2:00.607	12	2:00.805	14	2:00.862	13	2:00.939	15	2:01.146	11
9	8	Rafael CAMARA	BRA			PREMA RACING	ITA	Formula Alpine	2:00.615	10	2:00.833	13	2:00.855	12	2:00.973	9	2:00.980	14
10	26	Victor BERNIER	FRA			MP MOTORSPORT	NLD	Formula Alpine	2:00.660	10	2:00.720	13	2:00.752	14	2:00.879	9	2:00.934	11
11	30	Michael BELOV	KGZ			G4 RACING	CHE	Formula Alpine	2:00.719	10	2:00.893	9	2:00.922	13	2:00.958	12	2:01.042	7
12	64	Maya WEUG	NLD	R	3	KIC MOTORSPORT	FIN	Formula Alpine	2:00.731	10	2:00.759	12	2:00.981	14	2:01.191	13	2:01.247	11
13	7	Lorenzo FLUXA	ESP			PREMA RACING	ITA	Formula Alpine	2:00.769	10	2:00.963	13	2:01.033	12	2:01.064	14	2:01.094	11
14	88	Matias ZAGAZETA	PER			R-ACE GP	FRA	Formula Alpine	2:00.953	13	2:01.153	11	2:01.353	9	2:01.395	12	2:01.417	8
15	43	Owen	FRA			TRIDENT	ITA	Formula Alpine	2:00.970	9	2:01.026	15	2:01.057	12	2:01.154	13	2:01.258	7
16	25	Marcus AMAND	FRA	R	4	ART GRAND PRIX	FRA	Formula Alpine	2:01.014	14	2:01.126	15	2:01.326	7	2:01.392	13	2:01.463	9
17	47	Nikhil BOHRA	USA			TRIDENT	ITA	Formula Alpine	2:01.022	12	2:01.239	8	2:01.303	11	2:01.305	7	2:01.315	15
18	5	Tom LEBBON	GBR	R	5	ARDEN	GBR	Formula Alpine	2:01.096	15	2:01.127	14	2:01.374	13	2:01.550	7	2:01.592	8
19	85	Macéo CAPIETTO	FRA			RPM	ITA	Formula Alpine	2:01.214	9	2:01.310	8	2:01.482	10	2:01.482	14	2:01.570	11
20	21	Kirill SMAL	KGZ	R	6	MONOLITE RACING	ITA	Formula Alpine	2:01.329	14	2:01.449	13	2:01.529	9	2:01.533	15	2:01.600	8
21	11	Levente REVESZ	HUN			ARDEN	GBR	Formula Alpine	2:01.362	10	2:01.623	12	2:01.669	8	2:01.699	11	2:01.700	9
22	13	Joshua DUFEEK	CHE			VAN AMERSFOORT	NLD	Formula Alpine	2:01.373	12	2:01.400	11	2:01.530	13	2:01.531	15	2:01.590	9
23	10	Joshua DURKSEN	PRT			ARDEN	GBR	Formula Alpine	2:01.383	14	2:01.493	8	2:01.545	13	2:01.607	12	2:01.612	15
24	65	Santiago RAMOS	MEX			RPM	ITA	Formula Alpine	2:01.405	10	2:01.413	7	2:01.462	9	2:01.676	6	2:01.895	8
25	73	Emerson	BRA	R	7	SAINTELOC RACING	FRA	Formula Alpine	2:01.413	10	2:01.499	11	2:01.603	14	2:01.604	12	2:01.677	9
26	4	Roman BILINSKI	POL			TRIDENT	ITA	Formula Alpine	2:01.479	13	2:01.496	14	2:01.507	7	2:01.557	10	2:01.600	9
27	28	Pierre - Alexandre	LVA	R	8	G4 RACING	CHE	Formula Alpine	2:01.703	12	2:01.761	10	2:01.815	11	2:02.206	9	2:02.232	13
28	23	Ivan KLYMENKO	UKR	R	9	KIC MOTORSPORT	FIN	Formula Alpine	2:01.749	13	2:01.939	11	2:02.181	9	2:02.182	12	2:02.412	10
29	99	Giovanni MASCHIO	ITA			MONOLITE RACING	ITA	Formula Alpine	2:01.891	9	2:01.982	11	2:02.043	10	2:02.171	12	2:02.220	13
30	29	Enzo SCIONTI	USA			MONOLITE RACING	ITA	Formula Alpine	2:02.007	10	2:02.119	15	2:02.312	6	2:02.403	11	2:02.447	12
31	33	Lucas MEDINA	COL	R	10	SAINTELOC RACING	FRA	Formula Alpine	2:02.479	9	2:02.628	10	2:02.635	13	2:02.712	15	2:02.720	14
32	9	Charlie WURZ	AUT			ART GRAND PRIX	FRA	Formula Alpine	2:13.693	1	26:22.88	2						
33	68	Niels KOOLEN	NLD			VAN AMERSFOORT	NLD	Formula Alpine	2:15.808	1								

















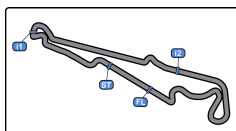
Paul Ricard
Formula Regional Championship by Alpine
Race - 1
Best 5 Top Speeds

Clas	Nº	Driver	Nat	Cat	Cls	Team	Nat	Vehicle	Top 1		Top 2		Top 3		Top 4		Top 5		Avg		
									Km/h	Lap	Km/h	Lap	Km/h	Lap	Km/h	Lap	Km/h	Lap			
1	28	Pierre - Alexandre		LUX	R	1	G4 RACING		CHE	Formula Alpine	239.4	2	234.2	8	234.2	13	233.2	6	233.2	12	234.9
2	85	Macéo CAPIETTO		FRA			RPM		ITA	Formula Alpine	238.9	12	237.8	11	237.3	5	235.2	13	235.2	15	236.9
3	27	Kas HAVERKORT		NLD			VAN AMERSFOORT		NLD	Formula Alpine	238.4	5	235.2	9	234.7	4	234.7	7	234.2	8	235.5
4	13	Joshua DUFEK		CHE			VAN AMERSFOORT		NLD	Formula Alpine	237.8	2	234.2	5	234.2	8	234.2	12	234.2	13	234.9
5	64	Maya WEUG		NLD	R	2	KIC MOTORSPORT		FIN	Formula Alpine	237.8	2	235.8	5	231.7	6	231.2	4	230.7	7	233.4
6	65	Santiago RAMOS		MEX			RPM		ITA	Formula Alpine	237.8	12	237.3	11	236.8	2	236.8	5	236.3	7	237.0
7	8	Rafael CAMARA		BRA			PREMA RACING		ITA	Formula Alpine	237.3	2	236.3	11	235.8	7	235.8	15	235.2	5	236.1
8	25	Marcus AMAND		FRA	R	3	ART GRAND PRIX		FRA	Formula Alpine	237.3	4	234.7	2	233.2	6	232.2	7	232.2	8	233.9
9	99	Giovanni MASCHIO		ITA			MONOLITE RACING		ITA	Formula Alpine	237.3	2	233.2	5	232.7	7	232.2	8	231.7	11	233.4
10	9	Charlie WURZ		AUT			ART GRAND PRIX		FRA	Formula Alpine	236.8	2	210.5	1							223.6
11	10	Joshua DURKSEN		GBR			ARDEN		GBR	Formula Alpine	236.8	6	236.3	4	236.3	11	235.8	5	235.2	2	236.1
12	21	Kirill SMAL		KAZ	R	4	MONOLITE RACING		ITA	Formula Alpine	236.8	11	234.7	7	234.2	12	233.7	4	233.7	10	234.6
13	43	Owen		FRA			TRIDENT		ITA	Formula Alpine	236.3	11	235.8	8	235.2	2	235.2	12	235.2	13	235.6
14	68	Niels KOOLEN		NLD			VAN AMERSFOORT		NLD	Formula Alpine	236.3	2	216.8	1							226.5
15	7	Lorenzo FLUXA		ESP			PREMA RACING		ITA	Formula Alpine	235.8	11	235.2	8	235.2	13	234.7	14	234.2	4	235.0
16	47	Nikhil BOHRA		USA			TRIDENT		ITA	Formula Alpine	235.8	11	234.7	2	234.7	10	234.2	5	234.2	12	234.7
17	73	Emerson FITTIPALDI		BRA	R	5	SAINTELOC RACING		FRA	Formula Alpine	235.2	2	233.7	4	233.7	5	232.7	7	232.7	11	233.6
18	77	Tim TRAMNITZ		DEU			R-ACE GP		FRA	Formula Alpine	235.2	4	232.2	13	232.2	15	231.7	5	231.7	7	232.6
19	11	Levente REVESZ		HUN			ARDEN		GBR	Formula Alpine	234.7	7	233.7	2	233.7	5	232.7	6	232.7	11	233.5
20	19	Esteban MASSON		FRA			SAINTELOC RACING		FRA	Formula Alpine	234.7	5	234.2	2	231.7	13	231.2	11	231.2	15	232.6
21	4	Roman BILINSKI		POL			TRIDENT		ITA	Formula Alpine	234.2	11	233.7	2	233.2	12	232.2	6	232.2	13	233.1
22	5	Tom LEBBON		GBR	R	6	ARDEN		GBR	Formula Alpine	234.2	2	234.2	5	234.2	13	234.2	15	233.7	14	234.1
23	29	Enzo SCIONTI		USA			MONOLITE RACING		ITA	Formula Alpine	234.2	5	232.2	11	231.7	2	231.7	4	231.7	7	232.3
24	33	Lucas MEDINA		COL	R	7	SAINTELOC RACING		FRA	Formula Alpine	234.2	5	232.7	2	232.7	6	229.7	4	229.7	7	231.8
25	88	Matias ZAGAZETA		PER			R-ACE GP		FRA	Formula Alpine	234.2	7	233.7	11	233.7	15	233.2	2	233.2	12	233.6
26	12	Andrea Kimi		ITA			PREMA RACING		ITA	Formula Alpine	233.7	13	233.2	12	232.2	6	232.2	7	232.2	8	232.7
27	26	Victor BERNIER		FRA			MP MOTORSPORT		NLD	Formula Alpine	233.7	5	233.2	4	231.7	11	231.2	2	230.7	6	232.1
28	30	Michael BELOV		KAZ			G4 RACING		CHE	Formula Alpine	233.2	5	233.2	11	232.2	10	232.2	13	232.2	14	232.6
29	18	Laurens VAN		NLD			ART GRAND PRIX		FRA	Formula Alpine	232.7	7	232.2	4	232.2	11	231.7	5	231.7	8	232.1
30	23	Ivan KLYMENKO		UKR	R	8	KIC MOTORSPORT		FIN	Formula Alpine	232.7	2	232.2	8	231.7	9	231.2	5	231.2	10	231.8
31	34	Martinius		NOR	R	9	R-ACE GP		FRA	Formula Alpine	232.7	5	232.7	6	232.7	7	232.2	14	231.7	2	232.4
32	3	Alessandro GIUSTI		FRA	R	10	G4 RACING		CHE	Formula Alpine	231.7	5	230.7	11	230.7	12	230.7	13	230.7	14	230.9
33	15	Sami		NLD			MP MOTORSPORT		NLD	Formula Alpine	231.7	11	231.2	14	230.7	5	230.7	8	230.7	10	231.0



Paul Ricard
Formula Regional Championship by Alpine
Race - 1
Fastest Laps Sequence

Lap	Time of Day	Session Time	N° Driver	Nat	Cat	Team	Nat	Vehicle	Time	Km/h
4	15:59:18.790	9:55.790	3 Alessandro GIUSTI		R	G4 RACING		Formula Alpine	2:01.218	172.9
5	16:01:19.700	11:56.700	3 Alessandro GIUSTI		R	G4 RACING		Formula Alpine	2:00.910	173.3
6	16:03:20.468	13:57.468	3 Alessandro GIUSTI		R	G4 RACING		Formula Alpine	2:00.769	173.5
7	16:05:21.189	15:58.189	3 Alessandro GIUSTI		R	G4 RACING		Formula Alpine	2:00.721	173.6
7	16:05:22.290	15:59.290	15 Sami			MP MOTORSPORT		Formula Alpine	2:00.657	173.7
10	16:11:22.935	21:59.935	3 Alessandro GIUSTI		R	G4 RACING		Formula Alpine	2:00.269	174.2
12	16:15:23.521	26:00.521	3 Alessandro GIUSTI		R	G4 RACING		Formula Alpine	2:00.206	174.3



Paul Ricard

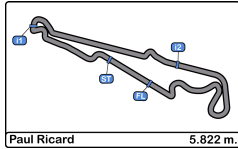
Formula Regional Championship by Alpine

Race - 1

Event Best Maximum Speed

Paul Ricard 5,822 m.

N°	Driver	Nat	Cat	Clas	Team	Nat	Vehicle	Km/h	Session
28	Pierre - Alexandre		R	1	G4 RACING		Formula Alpine	239.4	Race - 1
85	Macéo CAPIETTO				RPM		Formula Alpine	238.9	Race - 1
27	Kas HAVERKORT				VAN AMERSFOORT		Formula Alpine	238.4	Race - 1
64	Maya WEUG		R	2	KIC MOTORSPORT		Formula Alpine	237.8	Race - 1
13	Joshua DUFEK				VAN AMERSFOORT		Formula Alpine	237.8	Race - 1
65	Santiago RAMOS				RPM		Formula Alpine	237.8	Race - 1
8	Rafael CAMARA				PREMA RACING		Formula Alpine	237.3	Race - 1
99	Giovanni MASCHIO				MONOLITE RACING		Formula Alpine	237.3	Race - 1
25	Marcus AMAND		R	3	ART GRAND PRIX		Formula Alpine	237.3	Race - 1
9	Charlie WURZ				ART GRAND PRIX		Formula Alpine	236.8	Race - 1
10	Joshua DURKSEN				ARDEN		Formula Alpine	236.8	Race - 1
21	Kirill SMAL		R	4	MONOLITE RACING		Formula Alpine	236.8	Race - 1
68	Niels KOOLEN				VAN AMERSFOORT		Formula Alpine	236.3	Race - 1
43	Owen				TRIDENT		Formula Alpine	236.3	Race - 1
7	Lorenzo FLUXA				PREMA RACING		Formula Alpine	235.8	Race - 1
47	Nikhil BOHRA				TRIDENT		Formula Alpine	235.8	Race - 1
73	Emerson FITTIPALDI		R	5	SAINTELOC RACING		Formula Alpine	235.2	Race - 1
77	Tim TRAMNITZ				R-ACE GP		Formula Alpine	235.2	Race - 1
19	Esteban MASSON				SAINTELOC RACING		Formula Alpine	234.7	Race - 1
11	Levente REVESZ				ARDEN		Formula Alpine	234.7	Race - 1
5	Tom LEBBON		R	6	ARDEN		Formula Alpine	234.2	Race - 1
33	Lucas MEDINA		R	7	SAINTELOC RACING		Formula Alpine	234.2	Race - 1
29	Enzo SCIONTI				MONOLITE RACING		Formula Alpine	234.2	Race - 1
88	Matias ZAGAZETA				R-ACE GP		Formula Alpine	234.2	Race - 1
4	Roman BILINSKI				TRIDENT		Formula Alpine	234.2	Race - 1
3	Alessandro GIUSTI		R	8	G4 RACING		Formula Alpine	233.7	Collective Test 1
18	Laurens VAN				ART GRAND PRIX		Formula Alpine	233.7	Qualifying 1 - Group B
26	Victor BERNIER				MP MOTORSPORT		Formula Alpine	233.7	Race - 1
12	Andrea Kimi				PREMA RACING		Formula Alpine	233.7	Race - 1
15	Sami				MP MOTORSPORT		Formula Alpine	233.2	Collective Test 2
30	Michael BELOV				G4 RACING		Formula Alpine	233.2	Race - 1
23	Ivan KLYMENKO		R	9	KIC MOTORSPORT		Formula Alpine	232.7	Race - 1
34	Martinus		R	10	R-ACE GP		Formula Alpine	232.7	Race - 1



Paul Ricard

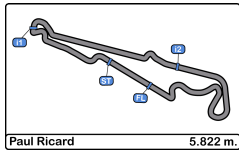
Formula Regional Championship by Alpine

Race - 1

Lap Chart

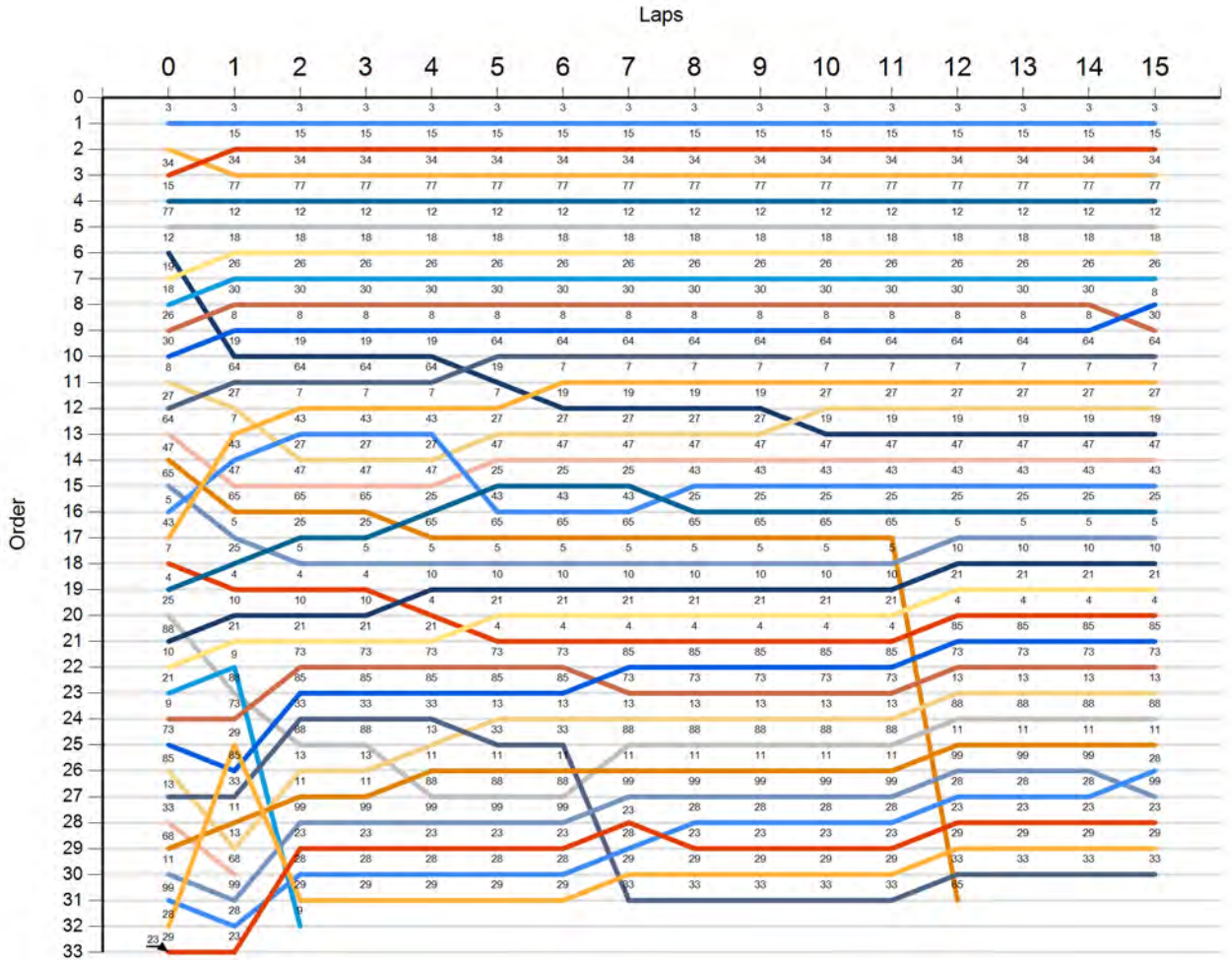
LAP

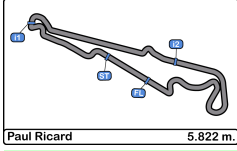
Nr	Pos	Grid	1	2	3	4	5	6	7	8	9	10	11	12	13	14	15
3	1	3	3	3	3	3	3	3	3	3	3	3	3	3	3	3	3
34	2	34	15	15	15	15	15	15	15	15	15	15	15	15	15	15	15
15	3	15	34	34	34	34	34	34	34	34	34	34	34	34	34	34	34
77	4	77	77	77	77	77	77	77	77	77	77	77	77	77	77	77	77
12	5	12	12	12	12	12	12	12	12	12	12	12	12	12	12	12	12
19	6	19	18	18	18	18	18	18	18	18	18	18	18	18	18	18	18
18	7	18	26	26	26	26	26	26	26	26	26	26	26	26	26	26	26
26	8	26	30	30	30	30	30	30	30	30	30	30	30	30	30	30	8
30	9	30	8	8	8	8	8	8	8	8	8	8	8	8	8	8	30
8	10	8	19	19	19	19	64	64	64	64	64	64	64	64	64	64	64
27	11	27	64	64	64	64	19	7	7	7	7	7	7	7	7	7	7
64	12	64	27	7	7	7	7	19	19	19	19	27	27	27	27	27	27
47	13	47	7	43	43	43	27	27	27	27	27	19	19	19	19	19	19
65	14	65	43	27	27	27	47	47	47	47	47	47	47	47	47	47	47
5	15	5	47	47	47	47	25	25	25	43	43	43	43	43	43	43	43
43	16	43	65	65	65	25	43	43	43	25	25	25	25	25	25	25	25
7	17	7	5	25	25	65	65	65	65	65	65	65	65	5	5	5	5
4	18	4	25	5	5	5	5	5	5	5	5	5	5	10	10	10	10
25	19	25	4	4	4	10	10	10	10	10	10	10	10	21	21	21	21
88	20	88	10	10	10	4	21	21	21	21	21	21	21	4	4	4	4
10	21	10	21	21	21	21	4	4	4	4	4	4	4	85	85	85	85
21	22	21	9	73	73	73	73	73	85	85	85	85	85	73	73	73	73
9	23	9	88	85	85	85	85	85	73	73	73	73	73	13	13	13	13
73	24	73	73	33	33	33	13	13	13	13	13	13	13	88	88	88	88
85	25	85	29	88	88	13	33	33	88	88	88	88	88	11	11	11	11
13	26	13	85	13	13	11	11	11	11	11	11	11	11	99	99	99	28
33	27	33	33	11	11	88	88	88	99	99	99	99	99	28	28	28	99
68	28	68	11	99	99	99	99	99	23	28	28	28	28	23	23	23	23
11	29	11	13	23	23	23	23	23	28	23	23	23	23	29	29	29	29
99	30	99	68	28	28	28	28	28	29	29	29	29	29	33	33	33	33
28	31	28	99	29	29	29	29	29	33	33	33	33	33	65			
29	32	29	28	9													
23	33	23	23														



Paul Ricard
Formula Regional Championship by Alpine
Race - 1
Graphic Lap Chart

- 3
- 34
- 15
- 77
- 12
- 19
- 18
- 26
- 30
- 8
- 27
- 64
- 47
- 65
- 5
- 43
- 7
- 4
- 25
- 88
- 10
- 21
- 9
- 73
- 85
- 13
- 33
- 68
- 11
- 99
- 28
- 29
- 23

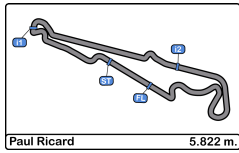




Paul Ricard
Formula Regional Championship by Alpine
Race - 1
Pit Stop Analysis

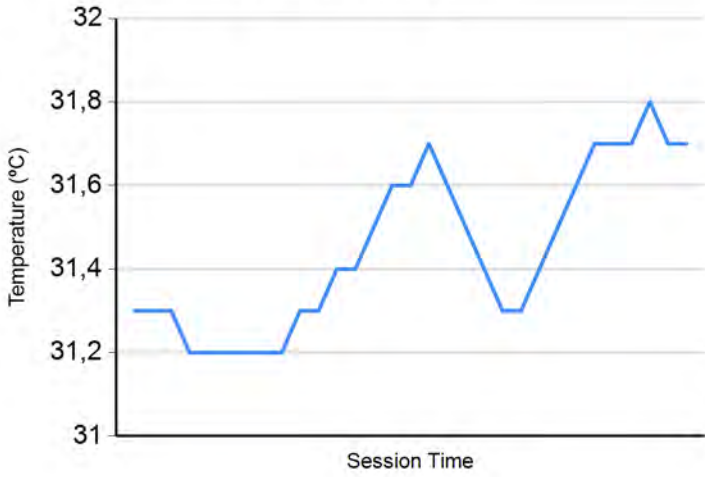
Paul Ricard 5.822 m.

Or d.	Nr.	In Day Time	Driver	Nat	Cat	Team	Nat	Vehicle	In Time	Stop N°	Pit Time	Handicap	Dif.
1	29	15:54:02.057	Enzo SCIONTI			MONOLITE RACING		Formula Alpine	4:39.228	1	46.641		

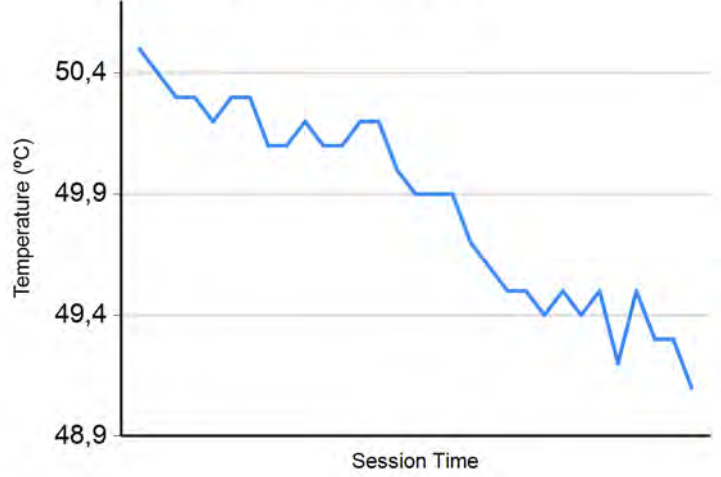


Paul Ricard
Formula Regional Championship by Alpine
Race - 1
Weather Report

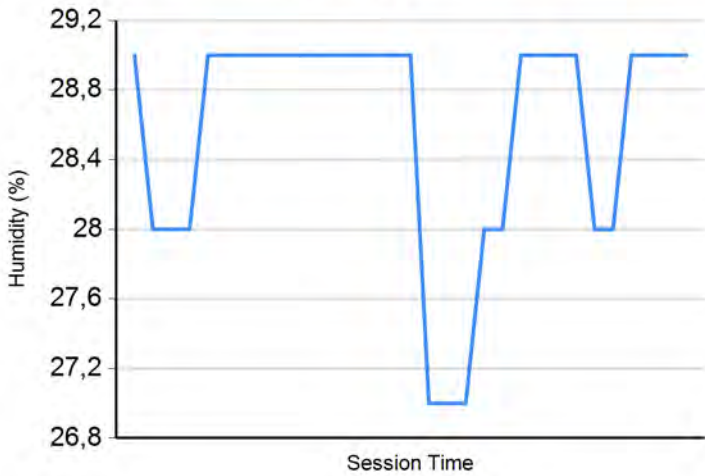
Air Temperature



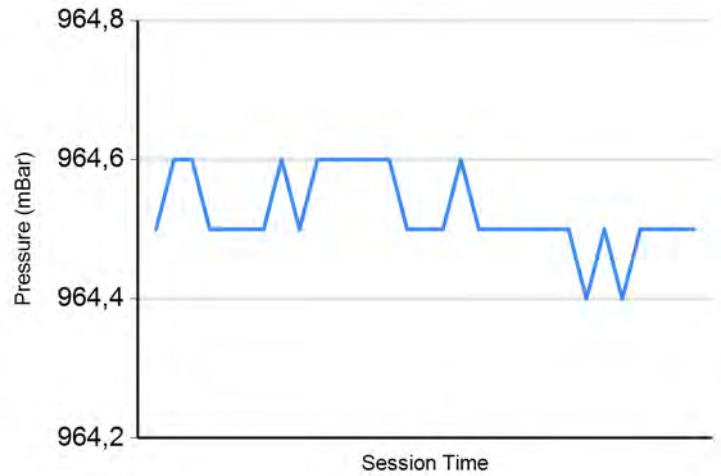
Track Temperature



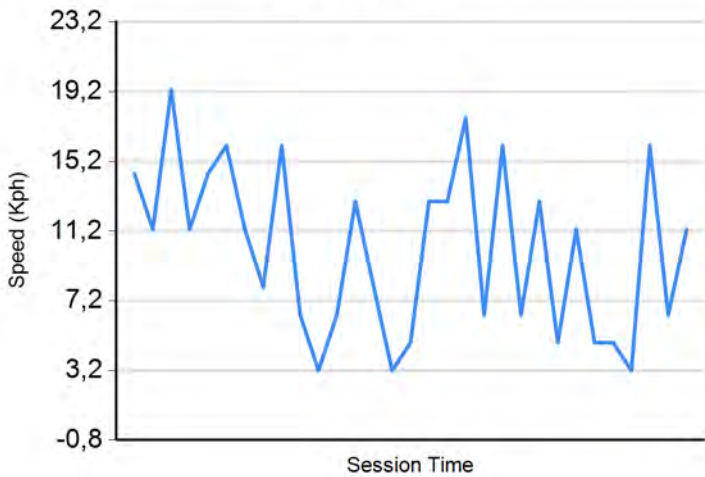
Humidity



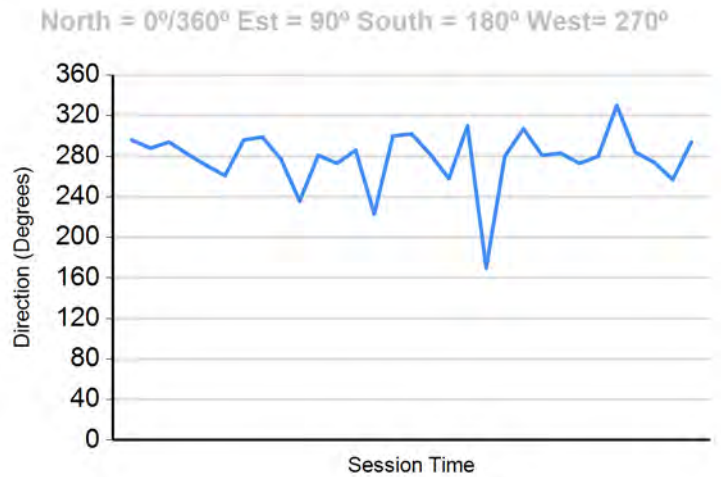
Pressure

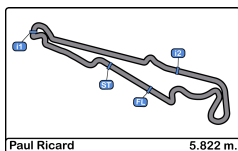


Wind Speed



Wind direction





Paul Ricard
Formula Regional Championship by Alpine
Race - 1
Final Results

Clas	Nº	Driver	Nat	Cat	Clas	Team	Nat	Vehicle	Laps	Total Time	Gap	Interval	Km/h	Best	Time	Km/h		
1	3	Alessandro GIUSTI		FRA	R	1	G4 RACING		CHE	Formula Alpine	15	32:02.965			163.4	12	2:00.206	174.3
2	15	Sami MEGUETOUNIF		FRA			MP MOTORSPORT		NLD	Formula Alpine	15	32:05.120	2.155	2.155	163.3	11	2:00.373	174.1
3	34	Martinius STENSHORNE		NOR	R	2	R-ACE GP		FRA	Formula Alpine	15	32:06.016	3.051	0.896	163.2	12	2:00.254	174.2
4	77	Tim TRAMNITZ		DEU			R-ACE GP		FRA	Formula Alpine	15	32:06.696	3.731	0.680	163.1	14	2:00.408	174.0
5	12	Andrea Kimi ANTONELLI		ITA			PREMA RACING		ITA	Formula Alpine	15	32:08.408	5.443	1.712	163.0	14	2:00.517	173.9
6	18	Laurens VAN HOEPEN		NLD			ART GRAND PRIX		FRA	Formula Alpine	15	32:09.266	6.301	0.858	162.9	14	2:00.512	173.9
7	26	Victor BERNIER		FRA			MP MOTORSPORT		NLD	Formula Alpine	15	32:11.132	8.167	1.866	162.7	10	2:00.660	173.7
8	8	Rafael CAMARA		BRA			PREMA RACING		ITA	Formula Alpine	15	32:12.531	9.566	1.399	162.6	10	2:00.615	173.7
9	30	Michael BELOV		BUL			G4 RACING		CHE	Formula Alpine	15	32:13.104	10.139	0.573	162.6	10	2:00.719	173.6
10	64	Maya WEUG		NLD	R	3	KIC MOTORSPORT		FIN	Formula Alpine	15	32:15.058	12.093	1.954	162.4	10	2:00.731	173.6
11	7	Lorenzo FLUXA		ESP			PREMA RACING		ITA	Formula Alpine	15	32:15.682	12.717	0.624	162.4	10	2:00.769	173.5
12	27	Kas HAVERKORT		NLD			VAN AMERSFOORT		NLD	Formula Alpine	15	32:16.130	13.165	0.448	162.3	12	2:00.501	173.9
13	19	Esteban MASSON		FRA			SAINTELOC RACING		FRA	Formula Alpine	15	32:17.045	14.080	0.915	162.3	12	2:00.607	173.7
14	47	Nikhil BOHRA		IND			TRIDENT		ITA	Formula Alpine	15	32:19.707	16.742	2.662	162.0	12	2:01.022	173.1
15	43	Owen TANGAVELOU		FRA			TRIDENT		ITA	Formula Alpine	15	32:19.972	17.007	0.265	162.0	9	2:00.970	173.2
16	25	Marcus AMAND		FRA	R	4	ART GRAND PRIX		FRA	Formula Alpine	15	32:22.052	19.087	2.080	161.8	14	2:01.014	173.1
17	5	Tom LEBBON		GBR	R	5	ARDEN		GBR	Formula Alpine	15	32:22.546	19.581	0.494	161.8	15	2:01.096	173.0
18	10	Joshua DURKSEN		NLD			ARDEN		GBR	Formula Alpine	15	32:24.118	21.153	1.572	161.7	14	2:01.383	172.6
19	21	Kirill SMAL		BUL	R	6	MONOLITE RACING		ITA	Formula Alpine	15	32:24.595	21.630	0.477	161.6	14	2:01.329	172.7
20	4	Roman BILINSKI		POL			TRIDENT		ITA	Formula Alpine	15	32:26.314	23.349	1.719	161.5	13	2:01.479	172.5
21	85	Macéo CAPIETTO		FRA			RPM		ITA	Formula Alpine	15	32:26.399	23.434	0.085	161.5	9	2:01.214	172.9
22	73	Emerson FITTIPALDI Jr.		BRA	R	7	SAINTELOC RACING		FRA	Formula Alpine	15	32:27.049	24.084	0.650	161.4	10	2:01.413	172.6
23	13	Joshua DUFEK		CHE			VAN AMERSFOORT		NLD	Formula Alpine	15	32:27.841	24.876	0.792	161.4	12	2:01.373	172.6
24	88	Matias ZAGAZETA		PER			R-ACE GP		FRA	Formula Alpine	15	32:28.463	25.498	0.622	161.3	13	2:00.953	173.2
25	11	Levente REVESZ		HUN			ARDEN		GBR	Formula Alpine	15	32:31.745	28.780	3.282	161.0	10	2:01.362	172.6
26	28	Pierre - Alexandre PROVOST		LUX	R	8	G4 RACING		CHE	Formula Alpine	15	32:37.691	34.726	5.946	160.5	12	2:01.703	172.2
27	99	Giovanni MASCHIO		ITA			MONOLITE RACING		ITA	Formula Alpine	15	32:38.145	35.180	0.454	160.5	9	2:01.891	171.9
28	23	Ivan KLYMENKO		UKR	R	9	KIC MOTORSPORT		FIN	Formula Alpine	15	32:38.595	35.630	0.450	160.5	13	2:01.749	172.1
29	29	Enzo SCIONTI		USA			MONOLITE RACING		ITA	Formula Alpine	15	32:41.603	38.638	3.008	160.2	10	2:02.007	171.7
30	33	Lucas MEDINA		COL	R	10	SAINTELOC RACING		FRA	Formula Alpine	15	32:51.627	48.662	10.024	159.4	9	2:02.479	171.1
Not classified: (Requirements: 90% of number laps of leader = 14 Laps)																		
	65	Santiago RAMOS		MEX			RPM		ITA	Formula Alpine	12	28:37.917	3 Laps	3 Laps	146.4	10	2:01.405	172.6
	9	Charlie WURZ		AUT			ART GRAND PRIX		FRA	Formula Alpine	2	28:36.581	13 Laps	10 Laps	24.4	1	2:13.693	156.7
	68	Niels KOOLEN		NLD			VAN AMERSFOORT		NLD	Formula Alpine	1	2:15.808	14 Laps	1 Lap	154.3	1	2:15.808	154.3

Fastest lap Alessandro GIUSTI in 2:00.206 at 174.3 Km/h in lap 12

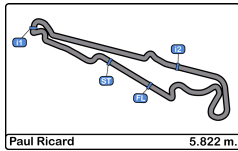
Published at:.....

Track Temp: **49.1 °C** Air Temp: **31.7 °C** Humidity: **29 %** Track Status: **DRY**

Stewards:

Timekeeper:

Luis Garcia
JOB-1605-ESP/M



Paul Ricard
Formula Regional Championship by Alpine
Qualifying 2 - Group B
Provisional Results

Clas	Nº	Driver	Nat	Cat	Clas	Team	Nat	Vehicle	Laps	Best	Time	Gap	Interval	Km/h
1	12	Andrea Kimi ANTONELLI	ITA			PREMA RACING	ITA	Formula Alpine	8	7	1:59.013			176.1
2	27	Kas HAVERKORT	NLD			VAN AMERSFOORT	NLD	Formula Alpine	7	7	1:59.156	0.143	0.143	175.8
3	3	Alessandro GIUSTI	FRA	R	1	G4 RACING	CHE	Formula Alpine	8	7	1:59.238	0.225	0.082	175.7
4	65	Santiago RAMOS	MEX			RPM	ITA	Formula Alpine	7	7	1:59.277	0.264	0.039	175.7
5	18	Laurens VAN HOEPEN	NLD			ART GRAND PRIX	FRA	Formula Alpine	7	7	1:59.389	0.376	0.112	175.5
6	10	Joshua DURKSEN	GBR			ARDEN	GBR	Formula Alpine	7	7	1:59.476	0.463	0.087	175.4
7	7	Lorenzo FLUXA	ESP			PREMA RACING	ITA	Formula Alpine	8	7	1:59.488	0.475	0.012	175.4
8	30	Michael BELOV	RUS			G4 RACING	CHE	Formula Alpine	8	5	1:59.672	0.659	0.184	175.1
9	15	Sami MEGUETOUNIF	FRA			MP MOTORSPORT	NLD	Formula Alpine	7	5	1:59.758	0.745	0.086	175.0
10	25	Marcus AMAND	FRA	R	2	ART GRAND PRIX	FRA	Formula Alpine	7	7	1:59.782	0.769	0.024	174.9
11	5	Tom LEBBON	GBR	R	3	ARDEN	GBR	Formula Alpine	7	7	1:59.912	0.899	0.130	174.7
12	73	Emerson FITTIPALDI Jr.	BRA	R	4	SAINTELOC RACING	FRA	Formula Alpine	8	7	2:00.104	1.091	0.192	174.5
13	9	Charlie WURZ	AUT			ART GRAND PRIX	FRA	Formula Alpine	7	7	2:00.184	1.171	0.080	174.3
14	33	Lucas MEDINA	COL	R	5	SAINTELOC RACING	FRA	Formula Alpine	8	7	2:00.214	1.201	0.030	174.3
15	11	Levente REVESZ	HUN			ARDEN	GBR	Formula Alpine	7	7	2:00.428	1.415	0.214	174.0
16	28	Pierre - Alexandre PROVOST	LUX	R	6	G4 RACING	CHE	Formula Alpine	8	4	2:00.949	1.936	0.521	173.2

*** PENALTIES**


CARS #28 - #30 - #73 SOME LAP TIMES DELETED DUE TRACK LIMITS

Published at:.....

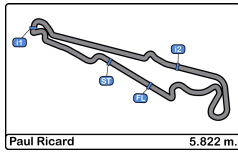
Track Temp: **32.7 °C** Air Temp: **28.6 °C** Humidity: **36 %** Track Status: **DRY**

Race Director:

Timekeeper:


 Luis Garcia
 JOB-1605-ESP/M





Paul Ricard
Formula Regional Championship by Alpine
Qualifying 2 - Group B
Provisional Results by Category

Rookie														
Clas	Nº	Driver	Nat	Cat	Clas	Team	Nat	Vehicle	Laps	Best	Time	Gap	Interval	Km/h
1	3	Alessandro GIUSTI		R	1	G4 RACING		Formula Alpine	8	7	1:59.238			175.7
2	25	Marcus AMAND		R	2	ART GRAND PRIX		Formula Alpine	7	7	1:59.782	0.544	0.544	174.9
3	5	Tom LEBBON		R	3	ARDEN		Formula Alpine	7	7	1:59.912	0.674	0.130	174.7
4	73	Emerson FITTIPALDI Jr.		R	4	SAINTELOC RACING		Formula Alpine	8	7	2:00.104	0.866	0.192	174.5
5	33	Lucas MEDINA		R	5	SAINTELOC RACING		Formula Alpine	8	7	2:00.214	0.976	0.110	174.3
6	28	Pierre - Alexandre PROVOST		R	6	G4 RACING		Formula Alpine	8	4	2:00.949	1.711	0.735	173.2
Clas	Nº	Driver	Nat	Cat	Clas	Team	Nat	Vehicle	Laps	Best	Time	Gap	Interval	Km/h
1	12	Andrea Kimi ANTONELLI				PREMA RACING		Formula Alpine	8	7	1:59.013			176.1
2	27	Kas HAVERKORT				VAN AMERSFOORT		Formula Alpine	7	7	1:59.156	0.143	0.143	175.8
3	65	Santiago RAMOS				RPM		Formula Alpine	7	7	1:59.277	0.264	0.121	175.7
4	18	Laurens VAN HOEPEN				ART GRAND PRIX		Formula Alpine	7	7	1:59.389	0.376	0.112	175.5
5	10	Joshua DURKSEN				ARDEN		Formula Alpine	7	7	1:59.476	0.463	0.087	175.4
6	7	Lorenzo FLUXA				PREMA RACING		Formula Alpine	8	7	1:59.488	0.475	0.012	175.4
7	30	Michael BELOV				G4 RACING		Formula Alpine	8	5	1:59.672	0.659	0.184	175.1
8	15	Sami MEGUETOUNIF				MP MOTORSPORT		Formula Alpine	7	5	1:59.758	0.745	0.086	175.0
9	9	Charlie WURZ				ART GRAND PRIX		Formula Alpine	7	7	2:00.184	1.171	0.426	174.3
10	11	Levente REVESZ				ARDEN		Formula Alpine	7	7	2:00.428	1.415	0.244	174.0

*** PENALTIES**


CARS #28 - #30 - #73 SOME LAP TIMES DELETED DUE TRACK LIMITS

Published at:.....

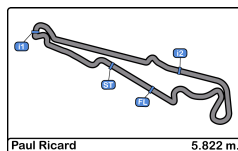
Track Temp: **32.7 °C** Air Temp: **28.6 °C** Humidity: **36 %** Track Status: **DRY**

Race Director:

Timekeeper:


 Luis Garcia
 JOB-1605-ESP/M





Paul Ricard
Formula Regional Championship by Alpine
Qualifying 2 - Group B
Lap Analysis

3 Alessandro GIUSTI Formula Alpine **10** Joshua DURKSEN Formula Alpine
Rookie G4 RACING ARDEN

Lap	D	Time	Sector 1	Sector 2	Sector 3	T. Spd	Elapsed	Lap	D	Time	Sector 1	Sector 2	Sector 3	T. Spd	Elapsed
1		9:12:49.028	9:10:59.538	47.059	1:02.431	123.1	9:12:49.028	1		9:12:50.460	9:11:06.194	44.360	59.906	131.5	9:12:50.460
2		2:20.781	40.464	42.574	57.743	180.9	9:15:09.809	2		2:24.756	39.892	43.643	1:01.221	206.1	9:15:15.216
3		2:09.056	36.525	39.164	53.367	227.3	9:17:18.865	3		2:15.522	39.904	41.965	53.653	140.8	9:17:30.738
4		2:00.139	32.986	37.062	50.091	233.7	9:19:19.004	4		2:00.525	33.026	37.126	50.373	234.7	9:19:31.263
5		1:59.574	32.820	36.783	49.971	234.2	9:21:18.578	5		1:59.722	32.801	36.788	50.133	234.2	9:21:30.985
6		2:09.902	39.009	39.198	51.695	208.0	9:23:28.480	6		2:12.213	37.774	40.589	53.850	215.1	9:23:43.198
7		1:59.238	32.686	36.694	49.858	235.2	9:25:27.718	7		1:59.476	32.665	36.882	49.929	235.2	9:25:42.674
8		3:11.770 P	44.601	57.025	1:30.144	173.9	9:28:39.488	8			39.604	46.621		201.1	

5 Tom LEBBON Formula Alpine **11** Levente REVESZ Formula Alpine
Rookie ARDEN ARDEN

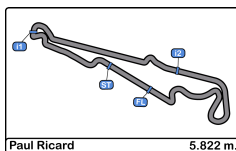
Lap	D	Time	Sector 1	Sector 2	Sector 3	T. Spd	Elapsed	Lap	D	Time	Sector 1	Sector 2	Sector 3	T. Spd	Elapsed
1		9:12:52.640	9:11:08.212	44.998	59.430	123.9	9:12:52.640	1		9:13:38.778	9:11:56.096	41.960	1:00.722	125.1	9:13:38.778
2		2:24.660	39.298	43.356	1:02.006	189.8	9:15:17.300	2		2:18.250	42.479	40.404	55.367	175.3	9:15:57.028
3		2:15.151	39.327	41.790	54.034	161.1	9:17:32.451	3		2:14.708	36.607	40.944	57.157	217.7	9:18:11.736
4		2:00.388	33.058	36.988	50.342	235.2	9:19:32.839	4		2:01.195	33.324	37.221	50.650	233.2	9:20:12.931
5		2:00.220	33.033	36.937	50.250	234.2	9:21:33.059	5		2:00.511	33.013	37.125	50.373	231.7	9:22:13.442
6		2:13.521	38.111	40.530	54.880	223.6	9:23:46.580	6		2:09.727	35.693	39.110	54.924	233.7	9:24:23.169
7		1:59.912	32.849	36.968	50.095	234.7	9:25:46.492	7		2:00.428	32.850	37.112	50.466	233.7	9:26:23.597
8			41.202	47.154		233.7		8			37.027	41.309		232.7	

7 Lorenzo FLUXA Formula Alpine **12** Andrea Kimi ANTONELLI Formula Alpine
PREMA RACING PREMA RACING

Lap	D	Time	Sector 1	Sector 2	Sector 3	T. Spd	Elapsed	Lap	D	Time	Sector 1	Sector 2	Sector 3	T. Spd	Elapsed
1		9:13:29.231	9:11:46.061	43.988	59.182	125.1	9:13:29.231	1		9:13:31.493	9:11:47.773	43.702	1:00.018	128.1	9:13:31.493
2		2:15.810	38.379	41.059	56.372	194.2	9:15:45.041	2		2:15.752	38.857	40.752	56.143	206.1	9:15:47.245
3		2:08.782	35.857	40.025	52.900	207.6	9:17:53.823	3		2:12.017	36.939	39.745	55.333	214.2	9:17:59.262
4		1:59.834	32.798	36.957	50.079	233.2	9:19:53.657	4		1:59.927	32.953	36.978	49.996	232.7	9:19:59.189
5		1:59.612	32.781	36.753	50.078	233.2	9:21:53.269	5		1:59.398	32.666	36.841	49.891	232.7	9:21:58.587
6		2:13.543	40.580	41.795	51.168	187.1	9:24:06.812	6		2:13.274	39.234	41.570	52.470	197.8	9:24:11.861
7		1:59.488	32.737	36.710	50.041	235.2	9:26:06.300	7		1:59.013	32.451	36.694	49.868	234.2	9:26:10.874
8		2:55.405 P	44.195	50.151	1:21.059	226.4	9:29:01.705	8		2:46.022 P	41.317	49.390	1:15.315	223.6	9:28:56.896

9 Charlie WURZ Formula Alpine **15** Sami MEGUETOUNIF Formula Alpine
ART GRAND PRIX MP MOTORSPORT

Lap	D	Time	Sector 1	Sector 2	Sector 3	T. Spd	Elapsed	Lap	D	Time	Sector 1	Sector 2	Sector 3	T. Spd	Elapsed
1		9:13:37.979	9:11:54.872	44.643	58.464	123.2	9:13:37.979	1		9:14:11.396	9:12:32.733	41.963	56.700	115.0	9:14:11.396
2		2:17.233	37.877	42.611	56.745	201.8	9:15:55.212	2		2:11.657	37.830	39.995	53.832	182.7	9:16:23.053
3		2:14.972	36.567	41.209	57.196	211.7	9:18:10.184	3		2:05.752	35.296	38.514	51.942	229.2	9:18:28.805
4		2:00.327	32.829	37.047	50.451	233.2	9:20:10.511	4		1:59.937	32.837	36.850	50.250	233.7	9:20:28.742
5		2:00.331	32.920	37.165	50.246	234.2	9:22:10.842	5		1:59.758	32.935	36.852	49.971	234.2	9:22:28.500
6		2:11.151	37.520	39.593	54.038	214.7	9:24:21.993	6		2:04.236	34.803	37.722	51.711	232.7	9:24:32.736
7		2:00.184	32.882	37.071	50.231	234.2	9:26:22.177	7		1:59.773	32.886	36.737	50.150	234.7	9:26:32.509
8			37.305	44.867		208.8		8			42.350	42.704		198.8	



Paul Ricard
Formula Regional Championship by Alpine
Qualifying 2 - Group B
Lap Analysis

18 Laurens VAN HOEPEN Formula Alpine **30** Michael BELOV Formula Alpine
 ART GRAND PRIX G4 RACING

Lap	D	Time	Sector 1	Sector 2	Sector 3	T. Spd	Elapsed	Lap	D	Time	Sector 1	Sector 2	Sector 3	T. Spd	Elapsed
1		9:13:34.906	9:11:51.088	43.853	59.965	139.1	9:13:34.906	1		9:12:46.530	9:11:01.828	43.437	1:01.265	136.7	9:12:46.530
2		2:18.119	37.914	43.207	56.998	182.4	9:15:53.025	2		2:25.487	38.722	45.202	1:01.563	223.6	9:15:12.017
3		2:12.054	35.755	40.496	55.803	225.0	9:18:05.079	3		2:12.131	35.739	40.310	56.082	227.3	9:17:24.148
4		1:59.734	32.802	36.905	50.027	235.2	9:20:04.813	4		2:00.125	33.083	36.996	50.046	232.2	9:19:24.273
5		1:59.637	32.819	36.966	49.852	232.7	9:22:04.450	5		1:59.672	32.811	36.900	49.961	232.7	9:21:23.945
6		2:09.668	37.638	39.124	52.906	232.2	9:24:14.118	6		2:06.984	37.398	38.238	51.348	231.7	9:23:30.929
7		1:59.389	32.659	36.832	49.898	234.7	9:26:13.507	7		1:59.774	32.644	36.891	50.239	232.7	9:25:30.703
8		40.306	48.788			231.2		8		3:12.842 P	44.731	59.031	1:29.080	162.6	9:28:43.545

25 Marcus AMAND Formula Alpine **33** Lucas MEDINA Formula Alpine
 Rookie ART GRAND PRIX Rookie SAINTELOC RACING

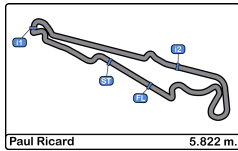
Lap	D	Time	Sector 1	Sector 2	Sector 3	T. Spd	Elapsed	Lap	D	Time	Sector 1	Sector 2	Sector 3	T. Spd	Elapsed
1		9:13:36.269	9:11:52.145	43.620	1:00.504	139.5	9:13:36.269	1		9:13:11.466	9:11:28.994	44.125	58.347	138.9	9:13:11.466
2		2:17.519	37.640	42.673	57.206	209.3	9:15:53.788	2		2:15.924	36.860	41.608	57.456	201.4	9:15:27.390
3		2:13.422	35.898	41.618	55.906	206.1	9:18:07.210	3		2:15.901	35.021	44.856	56.024	225.9	9:17:43.291
4		2:00.350	33.055	36.927	50.368	232.7	9:20:07.560	4		2:01.743	33.968	37.202	50.573	233.7	9:19:45.034
5		2:01.079	33.216	36.943	50.920	234.7	9:22:08.639	5		2:01.107	33.143	37.120	50.844	232.2	9:21:46.141
6		2:09.709	36.708	39.547	53.454	219.9	9:24:18.348	6		2:11.673	37.016	39.318	55.339	216.0	9:23:57.814
7		1:59.782	32.820	36.936	50.026	234.7	9:26:18.130	7		2:00.214	32.958	36.934	50.322	233.7	9:25:58.028
8		40.391	46.330			234.7		8		2:57.343 P	39.236	45.146	1:32.961	232.2	9:28:55.371

27 Kas HAVERKORT Formula Alpine **65** Santiago RAMOS Formula Alpine
 VAN AMERSFOORT RACING RPM

Lap	D	Time	Sector 1	Sector 2	Sector 3	T. Spd	Elapsed	Lap	D	Time	Sector 1	Sector 2	Sector 3	T. Spd	Elapsed
1		9:14:08.113	9:12:30.566	41.306	56.241	114.0	9:14:08.113	1		9:13:33.719	9:11:50.101	43.910	59.708	139.8	9:13:33.719
2		2:11.681	37.110	40.115	54.456	188.1	9:16:19.794	2		2:16.712	38.496	41.436	56.780	189.8	9:15:50.431
3		2:06.013	34.864	38.284	52.865	224.0	9:18:25.807	3		2:12.385	36.374	40.260	55.751	229.2	9:18:02.816
4		1:59.814	32.974	36.815	50.025	233.7	9:20:25.621	4		2:03.634	33.454	37.129	53.051	235.2	9:20:06.450
5		1:59.512	32.781	36.674	50.057	234.7	9:22:25.133	5		1:59.808	32.945	36.905	49.958	235.8	9:22:06.258
6		2:03.933	34.730	37.517	51.686	234.7	9:24:29.066	6		2:09.919	37.249	39.635	53.035	235.8	9:24:16.177
7		1:59.156	32.663	36.638	49.855	234.2	9:26:28.222	7		1:59.277	32.742	36.675	49.860	236.3	9:26:15.454
8		37.748	44.327			233.2		8		40.004	47.392		235.8		

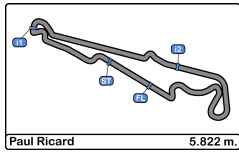
28 Pierre - Alexandre PROVOST Formula Alpine **73** Emerson FITTIPALDI Jr. Formula Alpine
 Rookie G4 RACING Rookie SAINTELOC RACING

Lap	D	Time	Sector 1	Sector 2	Sector 3	T. Spd	Elapsed	Lap	D	Time	Sector 1	Sector 2	Sector 3	T. Spd	Elapsed
1		9:12:49.869	9:11:00.284	46.734	1:02.851	119.4	9:12:49.869	1		9:13:07.880	9:11:27.462	43.222	57.196	128.4	9:13:07.880
2		2:20.660	40.800	42.186	57.674	176.1	9:15:10.529	2		2:16.344	37.291	42.856	56.197	185.8	9:15:24.224
3		2:09.570	36.449	39.479	53.642	221.7	9:17:20.099	3		2:15.094	37.114	41.009	56.971	217.7	9:17:39.318
4		2:00.949	33.081	37.081	50.787	232.7	9:19:21.048	4		2:00.470	32.970	37.064	50.436	234.2	9:19:39.788
5		2:05.204	35.254	39.050	50.987	232.2	9:21:26.339	5		2:00.039	32.840	36.892	50.307	233.7	9:21:39.827
6		2:06.684	36.037	38.708	51.939	221.3	9:23:33.023	6		2:12.982	37.039	40.965	54.978	232.7	9:23:52.809
7		2:01.060	33.160	37.241	50.659	233.2	9:25:34.083	7		2:00.104	33.148	36.838	50.118	235.2	9:25:52.913
8		3:18.545 P	43.550	57.575	1:37.420	213.8	9:28:52.628	8		2:48.853 P	37.424	46.094	1:25.335	233.7	9:28:41.766



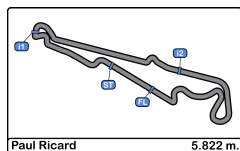
Paul Ricard
Formula Regional Championship by Alpine
Qualifying 2 - Group B
Best Sectors Results

Sector - 1			Sector - 2			Sector - 3			Ideal Lap vs Best Lap						
Clas	Nº	Driver	Time	Nº	Driver	Time	Nº	Driver	Time	Clas	Nº	Driver	Ideal Lap	Best Lap	Clas
1	12	Andrea Kimi ANTONELLI	32.451	27	Kas HAVERKORT	36.638	18	Laurens VAN HOEPEN	49.852	1	12	Andrea Kimi ANTONELLI	1:59.013	1:59.013	1
2	30	Michael BELOV	32.644	65	Santiago RAMOS	36.675	27	Kas HAVERKORT	49.855	2	27	Kas HAVERKORT	1:59.156	1:59.156	2
3	18	Laurens VAN HOEPEN	32.659	12	Andrea Kimi ANTONELLI	36.694	3	Alessandro GIUSTI	49.858	3	3	Alessandro GIUSTI	1:59.238	1:59.238	3
4	27	Kas HAVERKORT	32.663	3	Alessandro GIUSTI	36.694	65	Santiago RAMOS	49.860	4	65	Santiago RAMOS	1:59.277	1:59.277	4
5	10	Joshua DURKSEN	32.665	7	Lorenzo FLUXA	36.710	12	Andrea Kimi ANTONELLI	49.868	5	18	Laurens VAN HOEPEN	1:59.343	1:59.389	5
6	3	Alessandro GIUSTI	32.686	15	Sami MEGUETOUNIF	36.737	10	Joshua DURKSEN	49.929	6	10	Joshua DURKSEN	1:59.382	1:59.476	6
7	7	Lorenzo FLUXA	32.737	10	Joshua DURKSEN	36.788	30	Michael BELOV	49.961	7	7	Lorenzo FLUXA	1:59.488	1:59.488	7
8	65	Santiago RAMOS	32.742	18	Laurens VAN HOEPEN	36.832	15	Sami MEGUETOUNIF	49.971	8	30	Michael BELOV	1:59.496	1:59.672	8
9	25	Marcus AMAND	32.820	73	Emerson FITTIPALDI Jr.	36.838	25	Marcus AMAND	50.026	9	15	Sami MEGUETOUNIF	1:59.545	1:59.758	9
10	9	Charlie WURZ	32.829	30	Michael BELOV	36.891	7	Lorenzo FLUXA	50.041	10	25	Marcus AMAND	1:59.773	1:59.782	10
11	15	Sami MEGUETOUNIF	32.837	25	Marcus AMAND	36.927	5	Tom LEBBON	50.095	11	73	Emerson FITTIPALDI Jr.	1:59.796	2:00.104	12
12	73	Emerson FITTIPALDI Jr.	32.840	33	Lucas MEDINA	36.934	73	Emerson FITTIPALDI Jr.	50.118	12	5	Tom LEBBON	1:59.881	1:59.912	11
13	5	Tom LEBBON	32.849	5	Tom LEBBON	36.937	9	Charlie WURZ	50.231	13	9	Charlie WURZ	2:00.107	2:00.184	13
14	11	Levente REVESZ	32.850	9	Charlie WURZ	37.047	33	Lucas MEDINA	50.322	14	33	Lucas MEDINA	2:00.214	2:00.214	14
15	33	Lucas MEDINA	32.958	28	Pierre - Alexandre PROVOST	37.081	11	Levente REVESZ	50.373	15	11	Levente REVESZ	2:00.335	2:00.428	15
16	28	Pierre - Alexandre PROVOST	33.081	11	Levente REVESZ	37.112	28	Pierre - Alexandre PROVOST	50.659	16	28	Pierre - Alexandre PROVOST	2:00.821	2:00.949	16



Paul Ricard
Formula Regional Championship by Alpine
Qualifying 2 - Group B
Best 5 Lap Times

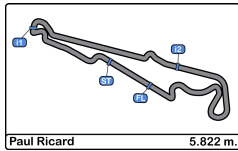
Cls	N°	Driver	Nat	Cat	Cls	Team	Nat	Vehicle	Best 1		Best 2		Best 3		Best 4		Best 5	
									Time	Lap	Time	Lap	Time	Lap	Time	Lap	Time	Lap
1	12	Andrea Kimi				PREMA RACING		Formula Alpine	1:59.013	7	1:59.398	5	1:59.927	4	2:12.017	3	2:13.274	6
2	27	Kas HAVERKORT				VAN AMERSFOORT		Formula Alpine	1:59.156	7	1:59.512	5	1:59.814	4	2:03.933	6	2:06.013	3
3	3	Alessandro GIUSTI		R	1	G4 RACING		Formula Alpine	1:59.238	7	1:59.574	5	2:00.139	4	2:09.056	3	2:09.902	6
4	65	Santiago RAMOS				RPM		Formula Alpine	1:59.277	7	1:59.808	5	2:03.634	4	2:09.919	6	2:12.385	3
5	18	Laurens VAN				ART GRAND PRIX		Formula Alpine	1:59.389	7	1:59.637	5	1:59.734	4	2:09.668	6	2:12.054	3
6	10	Joshua DURKSEN				ARDEN		Formula Alpine	1:59.476	7	1:59.722	5	2:00.525	4	2:12.213	6	2:15.522	3
7	7	Lorenzo FLUXA				PREMA RACING		Formula Alpine	1:59.488	7	1:59.612	5	1:59.834	4	2:08.782	3	2:13.543	6
8	30	Michael BELOV				G4 RACING		Formula Alpine	1:59.672	5	2:00.125	4	2:06.984	6	2:12.131	3	2:25.487	2
9	15	Sami				MP MOTORSPORT		Formula Alpine	1:59.758	5	1:59.773	7	1:59.937	4	2:04.236	6	2:05.752	3
10	25	Marcus AMAND		R	2	ART GRAND PRIX		Formula Alpine	1:59.782	7	2:00.350	4	2:01.079	5	2:09.709	6	2:13.422	3
11	5	Tom LEBBON		R	3	ARDEN		Formula Alpine	1:59.912	7	2:00.220	5	2:00.388	4	2:13.521	6	2:15.151	3
12	73	Emerson		R	4	SAINTELOC RACING		Formula Alpine	2:00.104	7	2:00.470	4	2:12.982	6	2:15.094	3	2:16.344	2
13	9	Charlie WURZ				ART GRAND PRIX		Formula Alpine	2:00.184	7	2:00.327	4	2:00.331	5	2:11.151	6	2:14.972	3
14	33	Lucas MEDINA		R	5	SAINTELOC RACING		Formula Alpine	2:00.214	7	2:01.107	5	2:01.743	4	2:11.673	6	2:15.901	3
15	11	Levente REVESZ				ARDEN		Formula Alpine	2:00.428	7	2:00.511	5	2:01.195	4	2:09.727	6	2:14.708	3
16	28	Pierre - Alexandre		R	6	G4 RACING		Formula Alpine	2:00.949	4	2:01.060	7	2:06.684	6	2:09.570	3	2:20.660	2



Paul Ricard
Formula Regional Championship by Alpine
Qualifying 2 - Group B
Best 5 Top Speeds

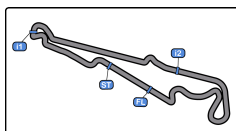
Paul Ricard 5.822 m.

Clas	Nº	Driver	Nat	Cat	Cls	Team	Nat	Vehicle	Top 1		Top 2		Top 3		Top 4		Top 5		Avg
									Km/h	Lap	Km/h	Lap	Km/h	Lap	Km/h	Lap	Km/h	Lap	
1	65	Santiago RAMOS				RPM		Formula Alpine	236.3	7	235.8	5	235.8	6	235.8	8	235.2	4	235.8
2	3	Alessandro GIUSTI		R	1	G4 RACING		Formula Alpine	235.2	7	234.2	5	233.7	4	227.3	3	208.0	6	227.7
3	5	Tom LEBBON		R	2	ARDEN		Formula Alpine	235.2	4	234.7	7	234.2	5	233.7	8	223.6	6	232.3
4	7	Lorenzo FLUXA				PREMA RACING		Formula Alpine	235.2	7	233.2	4	233.2	5	226.4	8	207.6	3	227.1
5	10	Joshua DURKSEN				ARDEN		Formula Alpine	235.2	7	234.7	4	234.2	5	215.1	6	206.1	2	225.1
6	18	Laurens VAN				ART GRAND PRIX		Formula Alpine	235.2	4	234.7	7	232.7	5	232.2	6	231.2	8	233.2
7	73	Emerson FITTIPALDI		R	3	SAINTELOC RACING		Formula Alpine	235.2	7	234.2	4	233.7	5	233.7	8	232.7	6	233.9
8	15	Sami				MP MOTORSPORT		Formula Alpine	234.7	7	234.2	5	233.7	4	232.7	6	229.2	3	232.9
9	25	Marcus AMAND		R	4	ART GRAND PRIX		Formula Alpine	234.7	5	234.7	7	234.7	8	232.7	4	219.9	6	231.4
10	27	Kas HAVERKORT				VAN AMERSFOORT		Formula Alpine	234.7	5	234.7	6	234.2	7	233.7	4	233.2	8	234.1
11	9	Charlie WURZ				ART GRAND PRIX		Formula Alpine	234.2	5	234.2	7	233.2	4	214.7	6	211.7	3	225.6
12	12	Andrea Kimi				PREMA RACING		Formula Alpine	234.2	7	232.7	4	232.7	5	223.6	8	214.2	3	227.5
13	11	Levente REVESZ				ARDEN		Formula Alpine	233.7	6	233.7	7	233.2	4	232.7	8	231.7	5	233.0
14	33	Lucas MEDINA		R	5	SAINTELOC RACING		Formula Alpine	233.7	4	233.7	7	232.2	5	232.2	8	225.9	3	231.5
15	28	Pierre - Alexandre		R	6	G4 RACING		Formula Alpine	233.2	7	232.7	4	232.2	5	221.7	3	221.3	6	228.2
16	30	Michael BELOV				G4 RACING		Formula Alpine	232.7	5	232.7	7	232.2	4	231.7	6	227.3	3	231.3



Paul Ricard
Formula Regional Championship by Alpine
Qualifying 2 - Group B
Fastest Laps Sequence

Lap	Time of Day	Session Time	N° Driver	Nat	Cat	Team	Nat	Vehicle	Time	Km/h
2	9:15:09.809	5:09.809	3 Alessandro GIUSTI		FRA	R G4 RACING		CHE Formula Alpine	2:20.781	148.8
2	9:15:10.529	5:10.529	28 Pierre - Alexandre		LUX	R G4 RACING		CHE Formula Alpine	2:20.660	149.0
2	9:15:24.224	5:24.224	73 Emerson FITTIPALDI		BRA	R SAINTELOC RACING		FRA Formula Alpine	2:16.344	153.7
2	9:15:27.390	5:27.390	33 Lucas MEDINA		COL	R SAINTELOC RACING		FRA Formula Alpine	2:15.924	154.1
2	9:15:45.041	5:45.041	7 Lorenzo FLUXA		ESP	PREMA RACING		ITA Formula Alpine	2:15.810	154.3
2	9:15:47.245	5:47.245	12 Andrea Kimi		ITA	PREMA RACING		ITA Formula Alpine	2:15.752	154.3
2	9:16:19.794	6:19.794	27 Kas HAVERKORT		NLD	VAN AMERSFOORT		NLD Formula Alpine	2:11.681	159.1
2	9:16:23.053	6:23.053	15 Sami		FRA	MP MOTORSPORT		NLD Formula Alpine	2:11.657	159.1
3	9:17:18.865	7:18.865	3 Alessandro GIUSTI		FRA	R G4 RACING		CHE Formula Alpine	2:09.056	162.4
3	9:17:53.823	7:53.823	7 Lorenzo FLUXA		ESP	PREMA RACING		ITA Formula Alpine	2:08.782	162.7
3	9:18:25.807	8:25.807	27 Kas HAVERKORT		NLD	VAN AMERSFOORT		NLD Formula Alpine	2:06.013	166.3
3	9:18:28.805	8:28.805	15 Sami		FRA	MP MOTORSPORT		NLD Formula Alpine	2:05.752	166.6
4	9:19:19.004	9:19.004	3 Alessandro GIUSTI		FRA	R G4 RACING		CHE Formula Alpine	2:00.139	174.4
4	9:19:24.273	9:24.273	30 Michael BELOV		KZK	G4 RACING		CHE Formula Alpine	2:00.125	174.4
4	9:19:53.657	9:53.657	7 Lorenzo FLUXA		ESP	PREMA RACING		ITA Formula Alpine	1:59.834	174.9
4	9:20:04.813	10:04.813	18 Laurens VAN		NLD	ART GRAND PRIX		FRA Formula Alpine	1:59.734	175.0
5	9:21:18.578	11:18.578	3 Alessandro GIUSTI		FRA	R G4 RACING		CHE Formula Alpine	1:59.574	175.2
5	9:21:58.587	11:58.587	12 Andrea Kimi		ITA	PREMA RACING		ITA Formula Alpine	1:59.398	175.5
7	9:25:27.718	15:27.718	3 Alessandro GIUSTI		FRA	R G4 RACING		CHE Formula Alpine	1:59.238	175.7
7	9:26:10.874	16:10.874	12 Andrea Kimi		ITA	PREMA RACING		ITA Formula Alpine	1:59.013	176.1



Paul Ricard

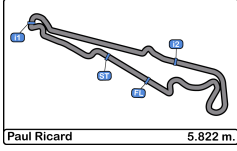
Formula Regional Championship by Alpine

Qualifying 2 - Group B

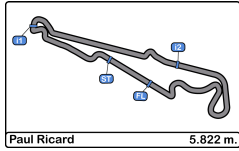
Event Best Maximum Speed

Paul Ricard 5,822 m.

N°	Driver	Nat	Cat	Clas	Team	Nat	Vehicle	Km/h	Session
28	Pierre - Alexandre		LUX	R 1	G4 RACING		CHE	Formula Alpine	239.4 Race - 1
85	Macéo CAPIETTO		FRA		RPM		ITA	Formula Alpine	238.9 Race - 1
27	Kas HAVERKORT		NLD		VAN AMERSFOORT		NLD	Formula Alpine	238.4 Race - 1
64	Maya WEUG		NLD	R 2	KIC MOTORSPORT		FIN	Formula Alpine	237.8 Race - 1
13	Joshua DUFEK		CHE		VAN AMERSFOORT		NLD	Formula Alpine	237.8 Race - 1
65	Santiago RAMOS		MEX		RPM		ITA	Formula Alpine	237.8 Race - 1
8	Rafael CAMARA		BRA		PREMA RACING		ITA	Formula Alpine	237.3 Race - 1
99	Giovanni MASCHIO		ITA		MONOLITE RACING		ITA	Formula Alpine	237.3 Race - 1
25	Marcus AMAND		FRA	R 3	ART GRAND PRIX		FRA	Formula Alpine	237.3 Race - 1
9	Charlie WURZ		AUT		ART GRAND PRIX		FRA	Formula Alpine	236.8 Race - 1
10	Joshua DURKSEN		ARG		ARDEN		GBR	Formula Alpine	236.8 Race - 1
21	Kirill SMAL		KGZ	R 4	MONOLITE RACING		ITA	Formula Alpine	236.8 Race - 1
68	Niels KOOLEN		NLD		VAN AMERSFOORT		NLD	Formula Alpine	236.3 Race - 1
43	Owen		FRA		TRIDENT		ITA	Formula Alpine	236.3 Race - 1
7	Lorenzo FLUXA		ESP		PREMA RACING		ITA	Formula Alpine	235.8 Race - 1
47	Nikhil BOHRA		USA		TRIDENT		ITA	Formula Alpine	235.8 Race - 1
73	Emerson FITTIPALDI		BRA	R 5	SAINTELOC RACING		FRA	Formula Alpine	235.2 Race - 1
77	Tim TRAMNITZ		DEU		R-ACE GP		FRA	Formula Alpine	235.2 Race - 1
5	Tom LEBBON		GBR	R 6	ARDEN		GBR	Formula Alpine	235.2 Qualifying 2 - Group B
18	Laurens VAN		NLD		ART GRAND PRIX		FRA	Formula Alpine	235.2 Qualifying 2 - Group B
3	Alessandro GIUSTI		FRA	R 7	G4 RACING		CHE	Formula Alpine	235.2 Qualifying 2 - Group B
19	Esteban MASSON		FRA		SAINTELOC RACING		FRA	Formula Alpine	234.7 Race - 1
11	Levente REVESZ		HUN		ARDEN		GBR	Formula Alpine	234.7 Race - 1
15	Sami		FRA		MP MOTORSPORT		NLD	Formula Alpine	234.7 Qualifying 2 - Group B
33	Lucas MEDINA		COL	R 8	SAINTELOC RACING		FRA	Formula Alpine	234.2 Race - 1
29	Enzo SCIONTI		USA		MONOLITE RACING		ITA	Formula Alpine	234.2 Race - 1
88	Matias ZAGAZETA		PER		R-ACE GP		FRA	Formula Alpine	234.2 Race - 1
4	Roman BILINSKI		POL		TRIDENT		ITA	Formula Alpine	234.2 Race - 1
12	Andrea Kimi		ITA		PREMA RACING		ITA	Formula Alpine	234.2 Qualifying 2 - Group B
26	Victor BERNIER		FRA		MP MOTORSPORT		NLD	Formula Alpine	233.7 Race - 1
30	Michael BELOV		KGZ		G4 RACING		CHE	Formula Alpine	233.2 Race - 1
23	Ivan KLYMENKO		UKR	R 9	KIC MOTORSPORT		FIN	Formula Alpine	232.7 Race - 1
34	Martinus		NOR	R 10	R-ACE GP		FIN	Formula Alpine	232.7 Race - 1

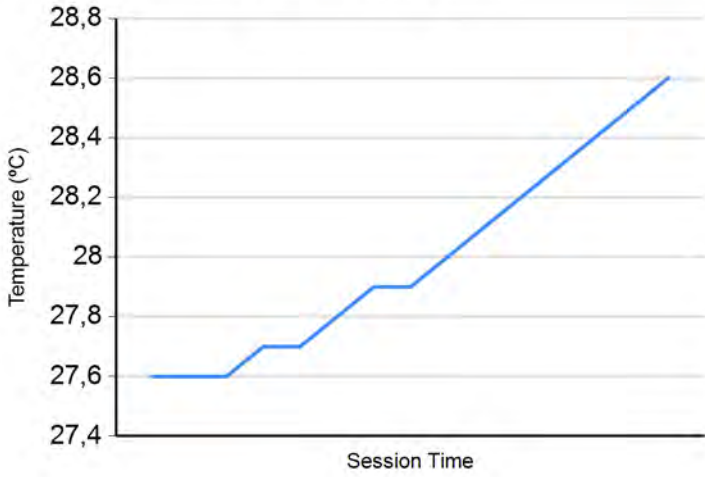


Paul Ricard
Formula Regional Championship by Alpine
Qualifying 2 - Group B
Pit Stop Analysis

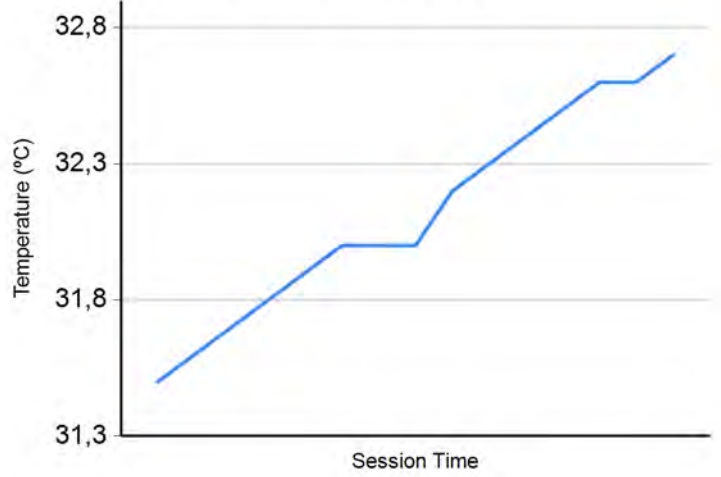


Paul Ricard
Formula Regional Championship by Alpine
Qualifying 2 - Group B
Weather Report

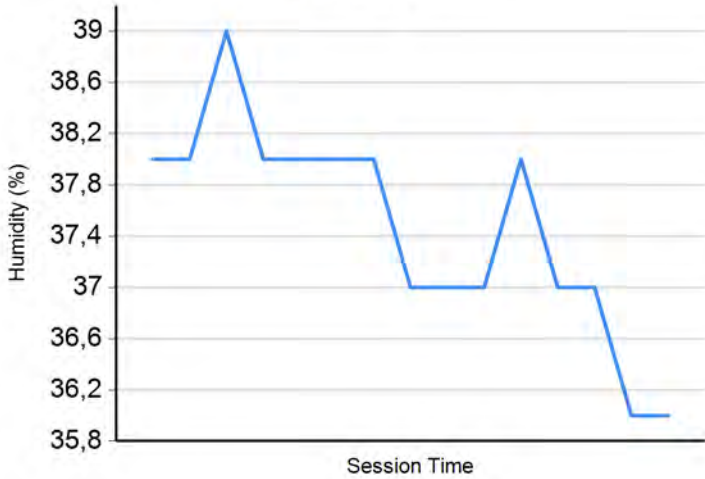
Air Temperature



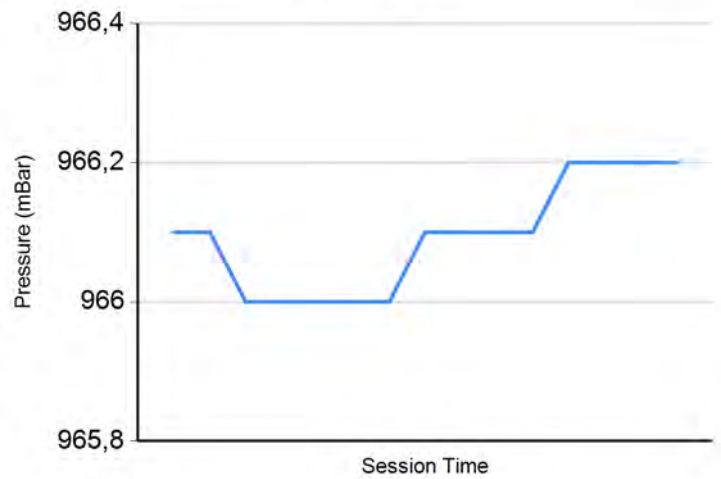
Track Temperature



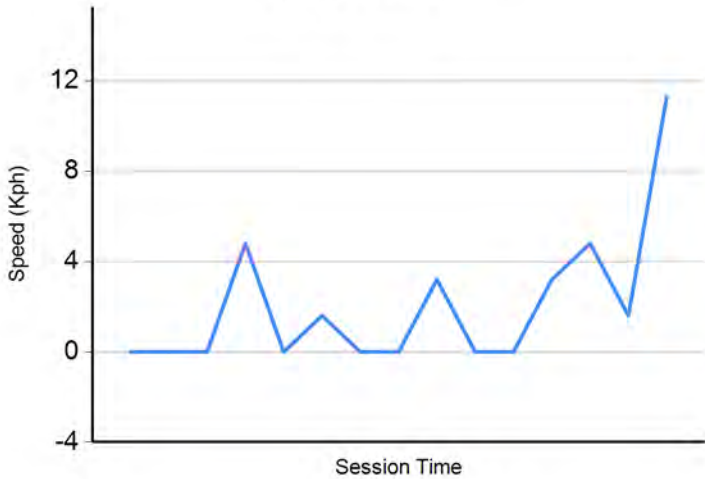
Humidity



Pressure

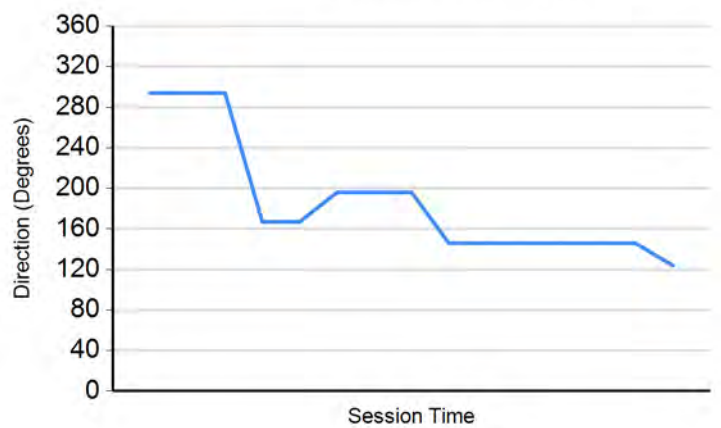


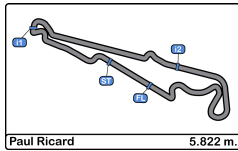
Wind Speed



Wind direction

North = 0°/360° Est = 90° South = 180° West = 270°





Paul Ricard
Formula Regional Championship by Alpine
Qualifying 2 - Group B
Final Results

Clas	Nº	Driver	Nat	Cat	Clas	Team	Nat	Vehicle	Laps	Best	Time	Gap	Interval	Km/h
1	12	Andrea Kimi ANTONELLI	ITA			PREMA RACING	ITA	Formula Alpine	8	7	1:59.013			176.1
2	27	Kas HAVERKORT	NLD			VAN AMERSFOORT	NLD	Formula Alpine	7	7	1:59.156	0.143	0.143	175.8
3	3	Alessandro GIUSTI	FRA	R	1	G4 RACING	CHE	Formula Alpine	8	7	1:59.238	0.225	0.082	175.7
4	65	Santiago RAMOS	MEX			RPM	ITA	Formula Alpine	7	7	1:59.277	0.264	0.039	175.7
5	18	Laurens VAN HOEPEN	NLD			ART GRAND PRIX	FRA	Formula Alpine	7	7	1:59.389	0.376	0.112	175.5
6	10	Joshua DURKSEN	GBR			ARDEN	GBR	Formula Alpine	7	7	1:59.476	0.463	0.087	175.4
7	7	Lorenzo FLUXA	ESP			PREMA RACING	ITA	Formula Alpine	8	7	1:59.488	0.475	0.012	175.4
8	30	Michael BELOV	RUS			G4 RACING	CHE	Formula Alpine	8	5	1:59.672	0.659	0.184	175.1
9	15	Sami MEGUETOUNIF	FRA			MP MOTORSPORT	NLD	Formula Alpine	7	5	1:59.758	0.745	0.086	175.0
10	25	Marcus AMAND	FRA	R	2	ART GRAND PRIX	FRA	Formula Alpine	7	7	1:59.782	0.769	0.024	174.9
11	5	Tom LEBBON	GBR	R	3	ARDEN	GBR	Formula Alpine	7	7	1:59.912	0.899	0.130	174.7
12	73	Emerson FITTIPALDI Jr.	BRA	R	4	SAINTELOC RACING	FRA	Formula Alpine	8	7	2:00.104	1.091	0.192	174.5
13	9	Charlie WURZ	AUT			ART GRAND PRIX	FRA	Formula Alpine	7	7	2:00.184	1.171	0.080	174.3
14	33	Lucas MEDINA	COL	R	5	SAINTELOC RACING	FRA	Formula Alpine	8	7	2:00.214	1.201	0.030	174.3
15	11	Levente REVESZ	HUN			ARDEN	GBR	Formula Alpine	7	7	2:00.428	1.415	0.214	174.0
16	28	Pierre - Alexandre PROVOST	FRA	R	6	G4 RACING	CHE	Formula Alpine	8	4	2:00.949	1.936	0.521	173.2

*** PENALTIES**

CARS #28 - #30 - #73 SOME LAP TIMES DELETED DUE TRACK LIMITS

Published at:.....

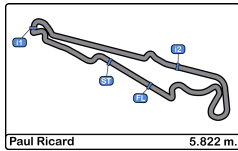
Track Temp: 32.7 °C Air Temp: 28.6 °C Humidity: 36 % Track Status: DRY

Stewards:

Timekeeper:


 Luis Garcia
 JOB-1605-ESP/M





Paul Ricard
Formula Regional Championship by Alpine
Qualifying 2 - Group A
Provisional Results

Clas	Nº	Driver	Nat	Cat	Clas	Team	Nat	Vehicle	Laps	Best	Time	Gap	Interval	Km/h
1	19	Esteban MASSON				SAINTELOC RACING		Formula Alpine	8	7	1:59.329			175.6
2	77	Tim TRAMNITZ				R-ACE GP		Formula Alpine	8	5	1:59.361	0.032	0.032	175.5
3	34	Martinius STENSHORNE		R	1	R-ACE GP		Formula Alpine	7	5	1:59.425	0.096	0.064	175.5
4	8	Rafael CAMARA				PREMA RACING		Formula Alpine	8	7	1:59.448	0.119	0.023	175.4
5	64	Maya WEUG		R	2	KIC MOTORSPORT		Formula Alpine	8	7	1:59.703	0.374	0.255	175.0
6	43	Owen TANGAVELOU				TRIDENT		Formula Alpine	8	5	1:59.715	0.386	0.012	175.0
7	85	Macéo CAPIETTO				RPM		Formula Alpine	8	7	1:59.779	0.450	0.064	174.9
8	26	Victor BERNIER				MP MOTORSPORT		Formula Alpine	8	7	1:59.887	0.558	0.108	174.8
9	4	Roman BILINSKI				TRIDENT		Formula Alpine	8	7	1:59.950	0.621	0.063	174.7
10	47	Nikhil BOHRA				TRIDENT		Formula Alpine	8	7	2:00.075	0.746	0.125	174.5
11	13	Joshua DUFEK				VAN AMERSFOORT		Formula Alpine	8	7	2:00.226	0.897	0.151	174.3
12	88	Matias ZAGAZETA				R-ACE GP		Formula Alpine	8	5	2:00.352	1.023	0.126	174.1
13	21	Kirill SMAL		R	3	MONOLITE RACING		Formula Alpine	8	7	2:00.352	1.023	0.000	174.1
14	99	Giovanni MASCHIO				MONOLITE RACING		Formula Alpine	8	7	2:01.104	1.775	0.752	173.0
15	29	Enzo SCIONTI				MONOLITE RACING		Formula Alpine	8	7	2:01.214	1.885	0.110	172.9
16	23	Ivan KLYMENKO		R	4	KIC MOTORSPORT		Formula Alpine	8	7	2:01.275	1.946	0.061	172.8
17	68	Niels KOOLEN				VAN AMERSFOORT		Formula Alpine	8	7	2:01.380	2.051	0.105	172.6

*** PENALTIES**

CARS #8 - #43 - #47 - #85 - #88 - #99 SOME LAP TIMES DELETED DUE TRACK LIMITS

Published at:.....

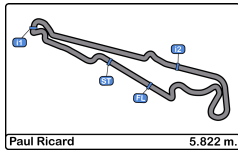
Track Temp: **34.4 °C** Air Temp: **28.2 °C** Humidity: **41 %** Track Status: **DRY**

Race Director:

Timekeeper:


 Luis Garcia
 JOB-1605-ESP/M





Paul Ricard
Formula Regional Championship by Alpine
Qualifying 2 - Group A
Provisional Results by Category

Rookie														
Clas	Nº	Driver	Nat	Cat	Clas	Team	Nat	Vehicle	Laps	Best	Time	Gap	Interval	Km/h
1	34	Martinius STENSHORNE		R	1	R-ACE GP		Formula Alpine	7	5	1:59.425			175.5
2	64	Maya WEUG		R	2	KIC MOTORSPORT		Formula Alpine	8	7	1:59.703	0.278	0.278	175.0
3	21	Kirill SMAL		R	3	MONOLITE RACING		Formula Alpine	8	7	2:00.352	0.927	0.649	174.1
4	23	Ivan KLYMENKO		R	4	KIC MOTORSPORT		Formula Alpine	8	7	2:01.275	1.850	0.923	172.8
Clas	Nº	Driver	Nat	Cat	Clas	Team	Nat	Vehicle	Laps	Best	Time	Gap	Interval	Km/h
1	19	Esteban MASSON				SAINTELOC RACING		Formula Alpine	8	7	1:59.329			175.6
2	77	Tim TRAMNITZ				R-ACE GP		Formula Alpine	8	5	1:59.361	0.032	0.032	175.5
3	8	Rafael CAMARA				PREMA RACING		Formula Alpine	8	7	1:59.448	0.119	0.087	175.4
4	43	Owen TANGAVELOU				TRIDENT		Formula Alpine	8	5	1:59.715	0.386	0.267	175.0
5	85	Macéo CAPIETTO				RPM		Formula Alpine	8	7	1:59.779	0.450	0.064	174.9
6	26	Victor BERNIER				MP MOTORSPORT		Formula Alpine	8	7	1:59.887	0.558	0.108	174.8
7	4	Roman BILINSKI				TRIDENT		Formula Alpine	8	7	1:59.950	0.621	0.063	174.7
8	47	Nikhil BOHRA				TRIDENT		Formula Alpine	8	7	2:00.075	0.746	0.125	174.5
9	13	Joshua DUFEK				VAN AMERSFOORT		Formula Alpine	8	7	2:00.226	0.897	0.151	174.3
10	88	Matias ZAGAZETA				R-ACE GP		Formula Alpine	8	5	2:00.352	1.023	0.126	174.1
11	99	Giovanni MASCHIO				MONOLITE RACING		Formula Alpine	8	7	2:01.104	1.775	0.752	173.0
12	29	Enzo SCIONTI				MONOLITE RACING		Formula Alpine	8	7	2:01.214	1.885	0.110	172.9
13	68	Niels KOOLEN				VAN AMERSFOORT		Formula Alpine	8	7	2:01.380	2.051	0.166	172.6

*** PENALTIES**

CARS #8 - #43 - #47 - #85 - #88 - #99 SOME LAP TIMES DELETED DUE TRACK LIMITS

Published at:.....

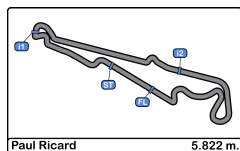
Track Temp: **34.4 °C** Air Temp: **28.2 °C** Humidity: **41 %** Track Status: **DRY**

Race Director:

Timekeeper:


 Luis Garcia
 JOB-1605-ESP/M





Paul Ricard
Formula Regional Championship by Alpine
Qualifying 2 - Group A
Lap Analysis

Paul Ricard 5.822 m.

4 Roman BILINSKI Formula Alpine **21** Kirill SMAL Formula Alpine
 TRIDENT Rookie MONOLITE RACING

Lap	D	Time	Sector 1	Sector 2	Sector 3	T. Spd	Elapsed	Lap	D	Time	Sector 1	Sector 2	Sector 3	T. Spd	Elapsed
1		9:33:08.534	9:31:28.943	42.948	56.643	130.9	9:33:08.534	1		9:32:58.721	9:30:58.472	55.595	1:04.654	117.3	9:32:58.721
2		2:10.434	36.179	39.639	54.616	224.5	9:35:18.968	2		2:18.303	38.236	43.972	56.095	224.5	9:35:17.024
3		2:08.958	35.357	38.963	54.638	218.6	9:37:27.926	3		2:08.662	35.821	39.221	53.620	223.1	9:37:25.686
4		2:00.409	32.876	37.140	50.393	232.2	9:39:28.335	4		2:00.806	33.062	37.306	50.438	233.2	9:39:26.492
5		2:00.268	32.783	37.093	50.392	232.7	9:41:28.603	5		2:00.507	32.959	37.172	50.376	234.2	9:41:26.999
6		2:21.748	45.054	43.772	52.922	201.1	9:43:50.351	6		2:21.821	45.372	43.719	52.730	221.3	9:43:48.820
7		1:59.950	32.767	37.019	50.164	234.2	9:45:50.301	7		2:00.352	32.994	37.166	50.192	234.2	9:45:49.172
8		2:52.132 P	43.496	46.497	1:22.139	174.4	9:48:42.433	8		2:57.540 P	45.344	47.837	1:24.359	209.3	9:48:46.712

8 Rafael CAMARA Formula Alpine **23** Ivan KLYMENKO Formula Alpine
 PREMA RACING Rookie KIC MOTORSPORT

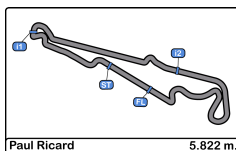
Lap	D	Time	Sector 1	Sector 2	Sector 3	T. Spd	Elapsed	Lap	D	Time	Sector 1	Sector 2	Sector 3	T. Spd	Elapsed
1		9:33:40.332	9:31:58.144	43.686	58.502	131.0	9:33:40.332	1		9:33:32.428	9:31:46.811	44.977	1:00.640	138.9	9:33:32.428
2		2:13.263	36.568	41.218	55.477	230.2	9:35:53.595	2		2:12.933	36.114	41.657	55.162	225.9	9:35:45.361
3		2:19.105	35.222	40.548	1:03.335	230.2	9:38:12.700	3		2:19.448	35.306	40.354	1:03.788	226.8	9:38:04.809
4		1:59.710	32.851	36.948	49.911	234.2	9:40:12.410	4		2:01.679	33.212	37.845	50.622	231.2	9:40:06.488
5		1:59.426	32.599	36.801	50.026	234.2	9:42:11.836	5		2:01.670	33.168	37.765	50.737	231.7	9:42:08.158
6		2:13.928	36.307	46.273	51.348	234.7	9:44:25.764	6		2:20.516	38.788	48.728	53.000	220.8	9:44:28.674
7		1:59.448	32.600	36.877	49.971	235.2	9:46:25.212	7		2:01.275	33.147	37.660	50.468	231.7	9:46:29.949
8		2:55.005 P	41.184	48.616	1:25.205	235.8	9:49:20.217	8		2:47.278 P	39.303	43.548	1:24.427	217.7	9:49:17.227

13 Joshua DUFEK Formula Alpine **26** Victor BERNIER Formula Alpine
 VAN AMERSFOORT RACING MP MOTORSPORT

Lap	D	Time	Sector 1	Sector 2	Sector 3	T. Spd	Elapsed	Lap	D	Time	Sector 1	Sector 2	Sector 3	T. Spd	Elapsed
1		9:33:21.884	9:31:38.942	43.704	59.238	137.4	9:33:21.884	1		9:33:23.651	9:31:43.182	42.796	57.673	134.6	9:33:23.651
2		2:13.729	38.004	40.544	55.181	202.2	9:35:35.613	2		2:13.382	37.972	40.086	55.324	206.1	9:35:37.033
3		2:11.495	35.194	38.538	57.763	222.6	9:37:47.108	3		2:12.137	35.393	38.236	58.508	217.7	9:37:49.170
4		2:01.408	33.132	37.065	51.211	232.2	9:39:48.516	4		2:00.287	32.971	37.241	50.075	233.2	9:39:49.457
5		2:00.515	33.018	37.019	50.478	233.7	9:41:49.031	5		2:00.025	32.864	37.012	50.149	233.7	9:41:49.482
6		2:22.142	37.489	42.088	1:02.565	233.7	9:44:11.173	6		2:24.711	39.213	41.677	1:03.821	207.6	9:44:14.193
7		2:00.226	33.003	36.923	50.300	234.2	9:46:11.399	7		1:59.887	32.745	37.091	50.051	233.2	9:46:14.080
8		2:54.905 P	40.225	46.218	1:28.462	231.2	9:49:06.304	8		2:57.459 P	39.265	45.948	1:32.246	222.2	9:49:11.539

19 Esteban MASSON Formula Alpine **29** Enzo SCIONTI Formula Alpine
 SAINTELOC RACING MONOLITE RACING

Lap	D	Time	Sector 1	Sector 2	Sector 3	T. Spd	Elapsed	Lap	D	Time	Sector 1	Sector 2	Sector 3	T. Spd	Elapsed
1		9:33:29.703	9:31:45.042	43.892	1:00.769	146.3	9:33:29.703	1		9:33:09.721	9:31:09.397	59.927	1:00.397	102.9	9:33:09.721
2		2:13.765	36.489	41.104	56.172	230.2	9:35:43.468	2		2:10.398	36.547	39.400	54.451	224.0	9:35:20.119
3		2:18.053	35.001	39.184	1:03.868	228.8	9:38:01.521	3		2:09.798	35.205	39.093	55.500	228.3	9:37:29.917
4		2:00.807	33.556	37.252	49.999	233.7	9:40:02.328	4		2:01.721	33.392	37.584	50.745	231.7	9:39:31.638
5		1:59.717	32.701	36.926	50.090	233.7	9:42:02.045	5		2:01.339	33.182	37.399	50.758	231.7	9:41:32.977
6		2:16.415	37.295	38.209	1:00.911	227.8	9:44:18.460	6		2:18.238	41.487	43.794	52.957	231.7	9:43:51.215
7		1:59.329	32.589	36.860	49.880	234.7	9:46:17.789	7		2:01.214	33.044	37.352	50.818	234.2	9:45:52.429
8		2:55.804 P	42.205	45.995	1:27.604	233.7	9:49:13.593	8		2:56.322 P	43.040	47.311	1:25.971	212.5	9:48:48.751



Paul Ricard
Formula Regional Championship by Alpine
Qualifying 2 - Group A
Lap Analysis

34 Martinius STENSHORNE Formula Alpine **68** Niels KOOLEN Formula Alpine
 Rookie R-ACE GP VAN AMERSFOORT RACING

Lap	D	Time	Sector 1	Sector 2	Sector 3	T. Spd	Elapsed	Lap	D	Time	Sector 1	Sector 2	Sector 3	T. Spd	Elapsed
1		9:33:50.951	9:32:06.892	44.570	59.489	134.8	9:33:50.951	1		9:33:04.396	9:31:10.927	52.417	1:01.052	122.4	9:33:04.396
2		2:17.171	39.128	41.444	56.599	202.2	9:36:08.122	2		2:18.671	42.968	40.381	55.322	175.0	9:35:23.067
3		2:11.656	37.158	40.018	54.480	225.0	9:38:19.778	3		2:10.143	36.381	40.523	53.239	196.7	9:37:33.210
4		2:00.020	32.930	37.086	50.004	233.7	9:40:19.798	4		2:01.968	33.582	37.341	51.045	233.2	9:39:35.178
5		1:59.425	32.655	36.939	49.831	233.7	9:42:19.223	5		2:03.499	33.404	38.981	51.114	232.2	9:41:38.677
6		2:17.258	38.581	45.375	53.302	227.8	9:44:36.481	6		2:29.185	37.040	45.883	1:06.262	234.2	9:44:07.862
7		2:11.761 P	32.949	36.980	1:01.832	233.2	9:46:48.242	7		2:01.380	33.710	37.308	50.362	236.3	9:46:09.242
8								8		2:53.807 P	38.911	47.044	1:27.852	233.2	9:49:03.049

43 Owen TANGAVELOU Formula Alpine **77** Tim TRAMNITZ Formula Alpine
 TRIDENT R-ACE GP

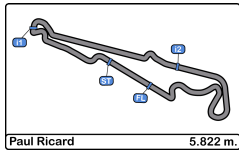
Lap	D	Time	Sector 1	Sector 2	Sector 3	T. Spd	Elapsed	Lap	D	Time	Sector 1	Sector 2	Sector 3	T. Spd	Elapsed
1		9:33:18.552	9:31:35.906	44.569	58.077	131.3	9:33:18.552	1		9:33:55.912	9:32:10.253	45.734	59.925	132.6	9:33:55.912
2		2:12.070	35.992	40.723	55.355	202.6	9:35:30.622	2		2:17.941	38.492	42.750	56.699	196.7	9:36:13.853
3		2:12.335	35.222	39.781	57.332	228.8	9:37:42.957	3		2:12.919	36.488	40.066	56.365	224.5	9:38:26.772
4		2:00.321	32.936	37.104	50.281	233.7	9:39:43.278	4		1:59.998	32.760	37.056	50.182	233.7	9:40:26.770
5		1:59.715	32.732	37.027	49.956	233.7	9:41:42.993	5		1:59.361	32.668	36.905	49.788	233.7	9:42:26.131
6		2:22.060	38.421	43.297	1:00.342	216.0	9:44:05.053	6		2:16.666	37.950	42.716	56.000	221.3	9:44:42.797
7		1:59.749	32.679	37.115	49.955	234.2	9:46:04.802	7		1:59.526	32.737	36.873	49.916	234.2	9:46:42.323
8		2:45.844 P	40.121	44.700	1:21.023	226.4	9:48:50.646	8		2:45.457 P	38.189	43.567	1:23.701	217.7	9:49:27.780

47 Nikhil BOHRA Formula Alpine **85** Macéo CAPIETTO Formula Alpine
 TRIDENT RMP

Lap	D	Time	Sector 1	Sector 2	Sector 3	T. Spd	Elapsed	Lap	D	Time	Sector 1	Sector 2	Sector 3	T. Spd	Elapsed
1		9:33:19.750	9:31:36.777	44.418	58.555	122.4	9:33:19.750	1		9:33:14.372	9:31:22.734	45.622	1:06.016	141.3	9:33:14.372
2		2:11.348	36.216	40.302	54.830	210.1	9:35:31.098	2		2:13.592	36.755	40.166	56.671	208.4	9:35:27.964
3		2:13.976	35.556	39.548	58.872	207.6	9:37:45.074	3		2:12.193	35.790	41.608	54.795	226.8	9:37:40.157
4		2:01.738	33.002	37.141	51.595	235.2	9:39:46.812	4		2:05.032	35.026	39.250	50.756	233.7	9:39:45.189
5		2:00.040	32.687	36.987	50.366	235.8	9:41:46.852	5		2:00.122	32.764	37.141	50.217	235.2	9:41:45.311
6		2:22.834	37.659	43.081	1:02.094	223.6	9:44:09.686	6		2:21.870	37.682	43.647	1:00.541	235.2	9:44:07.181
7		2:00.075	32.720	37.205	50.150	235.8	9:46:09.761	7		1:59.779	32.667	36.992	50.120	234.7	9:46:06.960
8		2:50.094 P	40.090	43.421	1:26.583	235.8	9:48:59.855	8		2:44.861 P	38.716	46.134	1:20.011	235.8	9:48:51.821

64 Maya WEUG Formula Alpine **88** Matias ZAGAZETA Formula Alpine
 Rookie KIC MOTORSPORT R-ACE GP

Lap	D	Time	Sector 1	Sector 2	Sector 3	T. Spd	Elapsed	Lap	D	Time	Sector 1	Sector 2	Sector 3	T. Spd	Elapsed
1		9:33:37.955	9:31:57.401	42.682	57.872	139.5	9:33:37.955	1		9:33:58.042	9:32:12.262	45.427	1:00.353	135.3	9:33:58.042
2		2:12.686	36.799	40.220	55.667	213.0	9:35:50.641	2		2:17.293	38.391	41.741	57.161	203.3	9:36:15.335
3		2:17.402	35.266	39.377	1:02.759	228.8	9:38:08.043	3		2:15.539	36.683	39.910	58.946	211.3	9:38:30.874
4		2:00.492	32.904	37.169	50.419	235.2	9:40:08.535	4		2:00.729	33.025	37.232	50.472	233.2	9:40:31.603
5		2:00.070	32.853	37.059	50.158	233.2	9:42:08.605	5		2:00.352	32.893	37.266	50.193	233.2	9:42:31.955
6		2:18.635	37.914	48.546	52.175	233.2	9:44:27.240	6		2:14.111	36.903	41.775	55.433	233.2	9:44:46.066
7		1:59.703	32.721	36.997	49.985	235.2	9:46:26.943	7		2:00.372	32.825	37.325	50.222	234.2	9:46:46.438
8		2:55.676 P	40.001	49.230	1:26.445	233.2	9:49:22.619	8		2:44.421 P	40.751	40.891	1:22.779	226.8	9:49:30.859



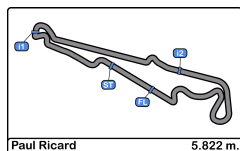
Paul Ricard
Formula Regional Championship by Alpine
Qualifying 2 - Group A
Lap Analysis

Paul Ricard 5.822 m.

99 Giovanni MASCHIO Formula Alpine

MONOLITE RACING

Lap	D	Time	Sector 1	Sector 2	Sector 3	T. Spd	Elapsed
1		9:33:03.816	9:31:07.423	50.660	1:05.733	108.1	9:33:03.816
2		2:29.508	44.954	44.486	1:00.068	190.1	9:35:33.324
3		2:18.259	35.518	38.909	1:03.832	229.2	9:37:51.583
4		2:02.167	33.309	37.573	51.285	234.2	9:39:53.750
5		2:02.147	33.491	37.679	50.977	232.2	9:41:55.897
6		2:23.616	41.171	43.102	59.343	220.8	9:44:19.513
7		2:01.104	33.083	37.290	50.731	235.2	9:46:20.617
8		3:05.344 P	44.376	54.994	1:25.974	212.1	9:49:25.961



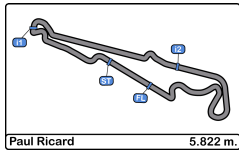
Paul Ricard

Formula Regional Championship by Alpine

Qualifying 2 - Group A

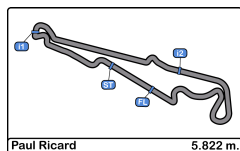
Best Sectors Results

Sector - 1			Sector - 2			Sector - 3			Ideal Lap vs Best Lap						
Clas	Nº	Driver	Time	Nº	Driver	Time	Nº	Driver	Time	Clas	Nº	Driver	Ideal Lap	Best Lap	Clas
1	19	Esteban MASSON	32.589	8	Rafael CAMARA	36.801	77	Tim TRAMNITZ	49.788	1	8	Rafael CAMARA	1:59.311	1:59.448	4
2	8	Rafael CAMARA	32.599	19	Esteban MASSON	36.860	34	Martinius STENSHORNE	49.831	2	19	Esteban MASSON	1:59.329	1:59.329	1
3	34	Martinius STENSHORNE	32.655	77	Tim TRAMNITZ	36.873	19	Esteban MASSON	49.880	3	77	Tim TRAMNITZ	1:59.329	1:59.361	2
4	85	Macéo CAPIETTO	32.667	13	Joshua DUFEK	36.923	8	Rafael CAMARA	49.911	4	34	Martinius STENSHORNE	1:59.425	1:59.425	3
5	77	Tim TRAMNITZ	32.668	34	Martinius STENSHORNE	36.939	43	Owen	49.955	5	43	Owen	1:59.661	1:59.715	6
6	43	Owen	32.679	47	Nikhil BOHRA	36.987	64	Maya WEUG	49.985	6	64	Maya WEUG	1:59.703	1:59.703	5
7	47	Nikhil BOHRA	32.687	85	Macéo CAPIETTO	36.992	26	Victor BERNIER	50.051	7	85	Macéo CAPIETTO	1:59.779	1:59.779	7
8	64	Maya WEUG	32.721	64	Maya WEUG	36.997	85	Macéo CAPIETTO	50.120	8	26	Victor BERNIER	1:59.808	1:59.887	8
9	26	Victor BERNIER	32.745	26	Victor BERNIER	37.012	47	Nikhil BOHRA	50.150	9	47	Nikhil BOHRA	1:59.824	2:00.075	10
10	4	Roman BILINSKI	32.767	4	Roman BILINSKI	37.019	4	Roman BILINSKI	50.164	10	4	Roman BILINSKI	1:59.950	1:59.950	9
11	88	Matias ZAGAZETA	32.825	43	Owen	37.027	21	Kirill SMAL	50.192	11	13	Joshua DUFEK	2:00.226	2:00.226	11
12	21	Kirill SMAL	32.959	21	Kirill SMAL	37.166	88	Matias ZAGAZETA	50.193	12	88	Matias ZAGAZETA	2:00.250	2:00.352	12
13	13	Joshua DUFEK	33.003	88	Matias ZAGAZETA	37.232	13	Joshua DUFEK	50.300	13	21	Kirill SMAL	2:00.317	2:00.352	13
14	29	Enzo SCIONTI	33.044	99	Giovanni MASCHIO	37.290	68	Niels KOOLEN	50.362	14	68	Niels KOOLEN	2:01.074	2:01.380	17
15	99	Giovanni MASCHIO	33.083	68	Niels KOOLEN	37.308	23	Ivan KLYMENKO	50.468	15	99	Giovanni MASCHIO	2:01.104	2:01.104	14
16	23	Ivan KLYMENKO	33.147	29	Enzo SCIONTI	37.352	99	Giovanni MASCHIO	50.731	16	29	Enzo SCIONTI	2:01.141	2:01.214	15
17	68	Niels KOOLEN	33.404	23	Ivan KLYMENKO	37.660	29	Enzo SCIONTI	50.745	17	23	Ivan KLYMENKO	2:01.275	2:01.275	16



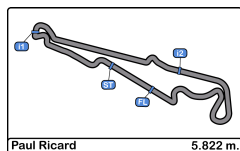
Paul Ricard
Formula Regional Championship by Alpine
Qualifying 2 - Group A
Best 5 Lap Times

Cls	N°	Driver	Nat	Cat	Cls	Team	Nat	Vehicle	Best 1		Best 2		Best 3		Best 4		Best 5	
									Time	Lap	Time	Lap	Time	Lap	Time	Lap	Time	Lap
1	19	Esteban MASSON				SAINTELOC RACING		Formula Alpine	1:59.329	7	1:59.717	5	2:00.807	4	2:13.765	2	2:16.415	6
2	77	Tim TRAMNITZ				R-ACE GP		Formula Alpine	1:59.361	5	1:59.526	7	1:59.998	4	2:12.919	3	2:16.666	6
3	34	Martinius		R	1	R-ACE GP		Formula Alpine	1:59.425	5	2:00.020	4	2:11.656	3	2:11.761	7	2:17.171	2
4	8	Rafael CAMARA				PREMA RACING		Formula Alpine	1:59.448	7	1:59.710	4	2:13.263	2	2:13.928	6	2:19.105	3
5	64	Maya WEUG		R	2	KIC MOTORSPORT		Formula Alpine	1:59.703	7	2:00.070	5	2:00.492	4	2:12.686	2	2:17.402	3
6	43	Owen				TRIDENT		Formula Alpine	1:59.715	5	2:00.321	4	2:12.070	2	2:12.335	3	2:22.060	6
7	85	Macéo CAPIETTO				RPM		Formula Alpine	1:59.779	7	2:00.122	5	2:12.193	3	2:13.592	2	2:21.870	6
8	26	Victor BERNIER				MP MOTORSPORT		Formula Alpine	1:59.887	7	2:00.025	5	2:00.287	4	2:12.137	3	2:13.382	2
9	4	Roman BILINSKI				TRIDENT		Formula Alpine	1:59.950	7	2:00.268	5	2:00.409	4	2:08.958	3	2:10.434	2
10	47	Nikhil BOHRA				TRIDENT		Formula Alpine	2:00.075	7	2:01.738	4	2:11.348	2	2:13.976	3	2:22.834	6
11	13	Joshua DUFEK				VAN AMERSFOORT		Formula Alpine	2:00.226	7	2:00.515	5	2:01.408	4	2:11.495	3	2:13.729	2
12	21	Kirill SMAL		R	3	MONOLITE RACING		Formula Alpine	2:00.352	7	2:00.507	5	2:00.806	4	2:08.662	3	2:18.303	2
13	88	Matias ZAGAZETA				R-ACE GP		Formula Alpine	2:00.352	5	2:00.729	4	2:14.111	6	2:15.539	3	2:17.293	2
14	99	Giovanni MASCHIO				MONOLITE RACING		Formula Alpine	2:01.104	7	2:02.167	4	2:18.259	3	2:23.616	6	2:29.508	2
15	29	Enzo SCIONTI				MONOLITE RACING		Formula Alpine	2:01.214	7	2:01.339	5	2:01.721	4	2:09.798	3	2:10.398	2
16	23	Ivan KLYMENKO		R	4	KIC MOTORSPORT		Formula Alpine	2:01.275	7	2:01.670	5	2:01.679	4	2:12.933	2	2:19.448	3
17	68	Niels KOOLEN				VAN AMERSFOORT		Formula Alpine	2:01.380	7	2:01.968	4	2:03.499	5	2:10.143	3	2:18.671	2



Paul Ricard
Formula Regional Championship by Alpine
Qualifying 2 - Group A
Best 5 Top Speeds

Clas	Nº	Driver	Nat	Cat	Cls	Team	Nat	Vehicle	Top 1		Top 2		Top 3		Top 4		Top 5		Avg
									Km/h	Lap	Km/h	Lap	Km/h	Lap	Km/h	Lap	Km/h	Lap	
1	68	Niels KOOLEN				VAN AMERSFOORT		Formula Alpine	236.3	7	234.2	6	233.2	4	233.2	8	232.2	5	233.8
2	8	Rafael CAMARA				PREMA RACING		Formula Alpine	235.8	8	235.2	7	234.7	6	234.2	4	234.2	5	234.8
3	47	Nikhil BOHRA				TRIDENT		Formula Alpine	235.8	5	235.8	7	235.8	8	235.2	4	223.6	6	233.2
4	85	Macéo CAPIETTO				RPM		Formula Alpine	235.8	8	235.2	5	235.2	6	234.7	7	233.7	4	234.9
5	64	Maya WEUG		R	1	KIC MOTORSPORT		Formula Alpine	235.2	4	235.2	7	233.2	5	233.2	6	233.2	8	234.0
6	99	Giovanni MASCHIO				MONOLITE RACING		Formula Alpine	235.2	7	234.2	4	232.2	5	229.2	3	220.8	6	230.3
7	19	Esteban MASSON				SAINTELOC RACING		Formula Alpine	234.7	7	233.7	4	233.7	5	233.7	8	230.2	2	233.2
8	4	Roman BILINSKI				TRIDENT		Formula Alpine	234.2	7	232.7	5	232.2	4	224.5	2	218.6	3	228.4
9	13	Joshua DUFEK				VAN AMERSFOORT		Formula Alpine	234.2	7	233.7	5	233.7	6	232.2	4	231.2	8	233.0
10	21	Kirill SMAL		R	2	MONOLITE RACING		Formula Alpine	234.2	5	234.2	7	233.2	4	224.5	2	223.1	3	229.8
11	29	Enzo SCIONTI				MONOLITE RACING		Formula Alpine	234.2	7	231.7	4	231.7	5	231.7	6	228.3	3	231.5
12	43	Owen				TRIDENT		Formula Alpine	234.2	7	233.7	4	233.7	5	228.8	3	226.4	8	231.4
13	77	Tim TRAMNITZ				R-ACE GP		Formula Alpine	234.2	7	233.7	4	233.7	5	224.5	3	221.3	6	229.5
14	88	Matias ZAGAZETA				R-ACE GP		Formula Alpine	234.2	7	233.2	4	233.2	5	233.2	6	226.8	8	232.1
15	26	Victor BERNIER				MP MOTORSPORT		Formula Alpine	233.7	5	233.2	4	233.2	7	222.2	8	217.7	3	228.0
16	34	Martinius		R	3	R-ACE GP		Formula Alpine	233.7	4	233.7	5	233.2	7	227.8	6	225.0	3	230.7
17	23	Ivan KLYMENKO		R	4	KIC MOTORSPORT		Formula Alpine	231.7	5	231.7	7	231.2	4	226.8	3	225.9	2	229.5



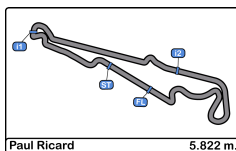
Paul Ricard

Formula Regional Championship by Alpine

Qualifying 2 - Group A

Fastest Laps Sequence

Lap	Time of Day	Session Time	N° Driver	Nat	Cat	Team	Nat	Vehicle	Time	Km/h
2	9:35:17.024	5:17.024	21 Kirill SMAL		R	MONOLITE RACING		Formula Alpine	2:18.303	151.5
2	9:35:18.968	5:18.968	4 Roman BILINSKI			TRIDENT		Formula Alpine	2:10.434	160.6
2	9:35:20.119	5:20.119	29 Enzo SCIONTI			MONOLITE RACING		Formula Alpine	2:10.398	160.7
3	9:37:25.686	7:25.686	21 Kirill SMAL		R	MONOLITE RACING		Formula Alpine	2:08.662	162.9
4	9:39:26.492	9:26.492	21 Kirill SMAL		R	MONOLITE RACING		Formula Alpine	2:00.806	173.4
4	9:39:28.335	9:28.335	4 Roman BILINSKI			TRIDENT		Formula Alpine	2:00.409	174.0
4	9:39:43.278	9:43.278	43 Owen			TRIDENT		Formula Alpine	2:00.321	174.1
4	9:39:49.457	9:49.457	26 Victor BERNIER			MP MOTORSPORT		Formula Alpine	2:00.287	174.2
4	9:40:12.410	10:12.410	8 Rafael CAMARA			PREMA RACING		Formula Alpine	1:59.710	175.0
5	9:42:19.223	12:19.223	34 Martinus		R	R-ACE GP		Formula Alpine	1:59.425	175.5
5	9:42:26.131	12:26.131	77 Tim TRAMNITZ			R-ACE GP		Formula Alpine	1:59.361	175.5
7	9:46:17.789	16:17.789	19 Esteban MASSON			SAINTELOC RACING		Formula Alpine	1:59.329	175.6



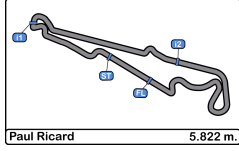
Paul Ricard

Formula Regional Championship by Alpine

Qualifying 2 - Group A

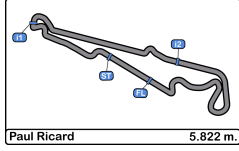
Event Best Maximum Speed

N°	Driver	Nat	Cat	Clas	Team	Nat	Vehicle	Km/h	Session
28	Pierre - Alexandre		LUX	R 1	G4 RACING		Formula Alpine	239.4	Race - 1
85	Macéo CAPIETTO		FRA		RPM		Formula Alpine	238.9	Race - 1
27	Kas HAVERKORT		NLD		VAN AMERSFOORT		Formula Alpine	238.4	Race - 1
64	Maya WEUG		ESP	R 2	KIC MOTORSPORT		Formula Alpine	237.8	Race - 1
13	Joshua DUFEK		CHE		VAN AMERSFOORT		Formula Alpine	237.8	Race - 1
65	Santiago RAMOS		MEX		RPM		Formula Alpine	237.8	Race - 1
8	Rafael CAMARA		BRA		PREMA RACING		Formula Alpine	237.3	Race - 1
99	Giovanni MASCHIO		ITA		MONOLITE RACING		Formula Alpine	237.3	Race - 1
25	Marcus AMAND		FRA	R 3	ART GRAND PRIX		Formula Alpine	237.3	Race - 1
9	Charlie WURZ		AUT		ART GRAND PRIX		Formula Alpine	236.8	Race - 1
10	Joshua DURKSEN		PRY		ARDEN		Formula Alpine	236.8	Race - 1
21	Kirill SMAL		KGSZ	R 4	MONOLITE RACING		Formula Alpine	236.8	Race - 1
43	Owen		FRA		TRIDENT		Formula Alpine	236.3	Race - 1
68	Niels KOOLEN		NLD		VAN AMERSFOORT		Formula Alpine	236.3	Qualifying 2 - Group A
7	Lorenzo FLUXA		ESP		PREMA RACING		Formula Alpine	235.8	Race - 1
47	Nikhil BOHRA		USA		TRIDENT		Formula Alpine	235.8	Race - 1
73	Emerson FITTIPALDI		BRA	R 5	SAINTELOC RACING		Formula Alpine	235.2	Race - 1
77	Tim TRAMNITZ		DEU		R-ACE GP		Formula Alpine	235.2	Race - 1
5	Tom LEBBON		GBR	R 6	ARDEN		Formula Alpine	235.2	Qualifying 2 - Group B
18	Laurens VAN		NLD		ART GRAND PRIX		Formula Alpine	235.2	Qualifying 2 - Group B
3	Alessandro GIUSTI		FRA	R 7	G4 RACING		Formula Alpine	235.2	Qualifying 2 - Group B
11	Levente REVESZ		HUN		ARDEN		Formula Alpine	234.7	Race - 1
15	Sami		FRA		MP MOTORSPORT		Formula Alpine	234.7	Qualifying 2 - Group B
19	Esteban MASSON		FRA		SAINTELOC RACING		Formula Alpine	234.7	Qualifying 2 - Group A
33	Lucas MEDINA		COL	R 8	SAINTELOC RACING		Formula Alpine	234.2	Race - 1
88	Matias ZAGAZETA		PER		R-ACE GP		Formula Alpine	234.2	Race - 1
4	Roman BILINSKI		POL		TRIDENT		Formula Alpine	234.2	Race - 1
12	Andrea Kimi		ITA		PREMA RACING		Formula Alpine	234.2	Qualifying 2 - Group B
29	Enzo SCIONTI		USA		MONOLITE RACING		Formula Alpine	234.2	Qualifying 2 - Group A
34	Martinius		NOR	R 9	R-ACE GP		Formula Alpine	233.7	Qualifying 2 - Group A
26	Victor BERNIER		FRA		MP MOTORSPORT		Formula Alpine	233.7	Qualifying 2 - Group A
30	Michael BELOV		KGSZ		G4 RACING		Formula Alpine	233.2	Race - 1
23	Ivan KLYMENKO		UKR	R 10	KIC MOTORSPORT		Formula Alpine	232.7	Qualifying 1 - Group A



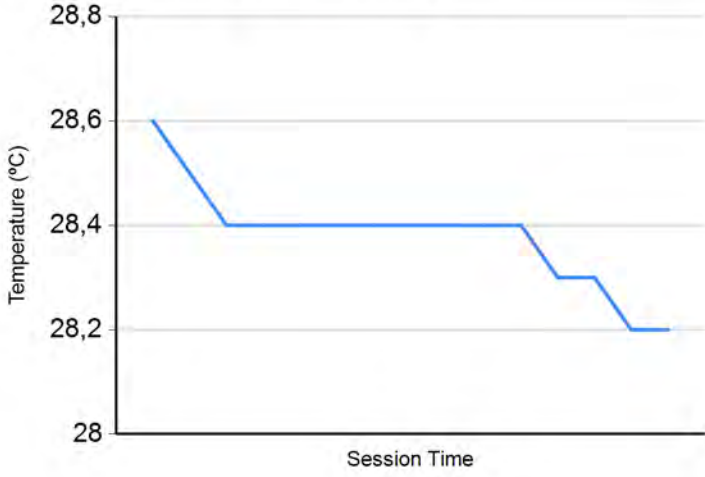
Paul Ricard
Formula Regional Championship by Alpine
Qualifying 2 - Group A
Pit Stop Analysis

Paul Ricard 5.822 m.

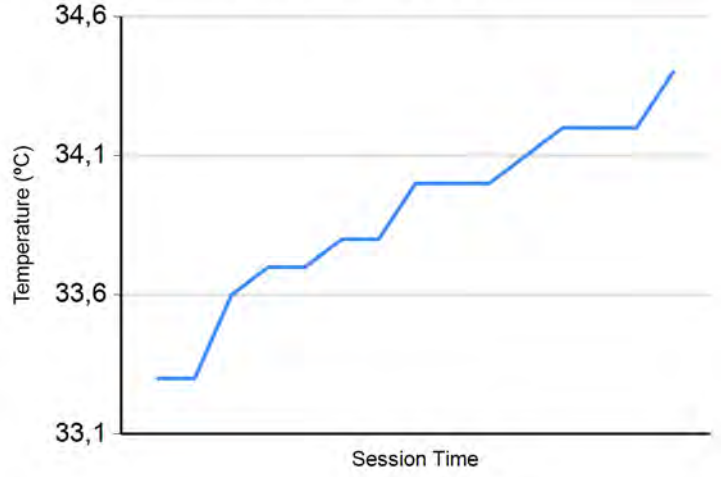


Paul Ricard
Formula Regional Championship by Alpine
Qualifying 2 - Group A
Weather Report

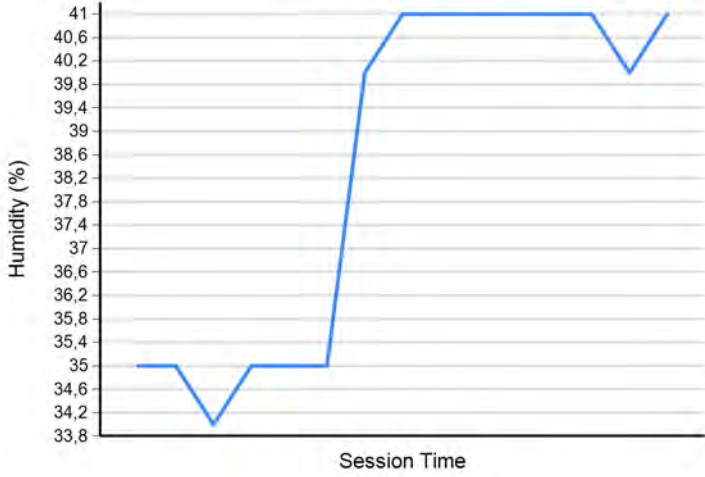
Air Temperature



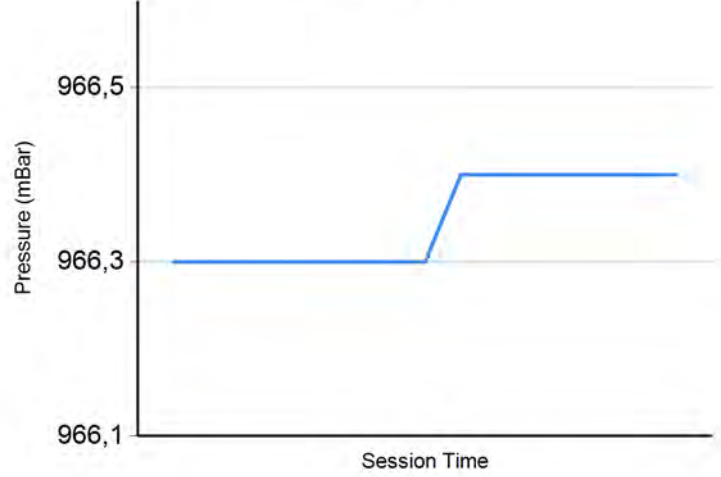
Track Temperature



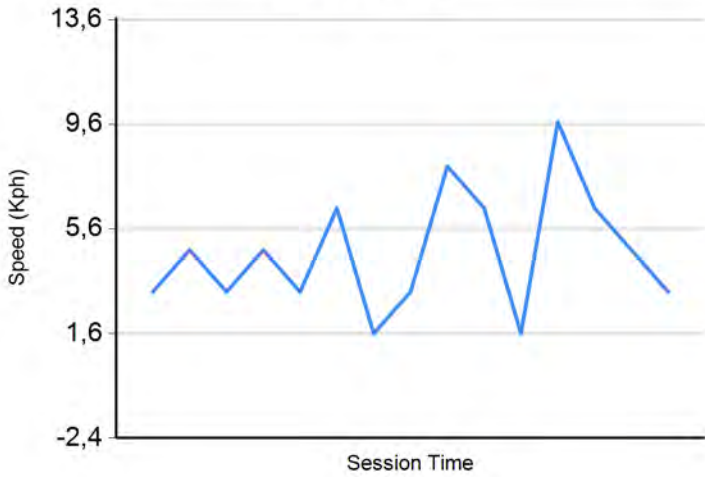
Humidity



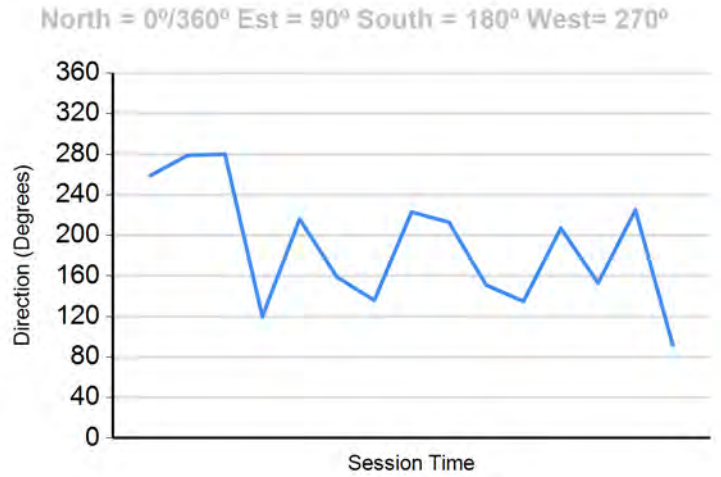
Pressure

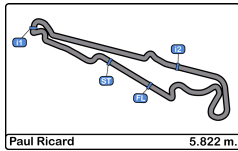


Wind Speed



Wind direction





Paul Ricard
Formula Regional Championship by Alpine
Qualifying 2 - Group A
Final Results

Clas	Nº	Driver	Nat	Cat	Clas	Team	Nat	Vehicle	Laps	Best	Time	Gap	Interval	Km/h
1	19	Esteban MASSON				SAINTELOC RACING		Formula Alpine	8	7	1:59.329			175.6
2	77	Tim TRAMNITZ				R-ACE GP		Formula Alpine	8	5	1:59.361	0.032	0.032	175.5
3	34	Martinius STENSHORNE		R	1	R-ACE GP		Formula Alpine	7	5	1:59.425	0.096	0.064	175.5
4	8	Rafael CAMARA				PREMA RACING		Formula Alpine	8	7	1:59.448	0.119	0.023	175.4
5	64	Maya WEUG		R	2	KIC MOTORSPORT		Formula Alpine	8	7	1:59.703	0.374	0.255	175.0
6	43	Owen TANGAVELOU				TRIDENT		Formula Alpine	8	5	1:59.715	0.386	0.012	175.0
7	85	Macéo CAPIETTO				RPM		Formula Alpine	8	7	1:59.779	0.450	0.064	174.9
8	26	Victor BERNIER				MP MOTORSPORT		Formula Alpine	8	7	1:59.887	0.558	0.108	174.8
9	4	Roman BILINSKI				TRIDENT		Formula Alpine	8	7	1:59.950	0.621	0.063	174.7
10	47	Nikhil BOHRA				TRIDENT		Formula Alpine	8	7	2:00.075	0.746	0.125	174.5
11	13	Joshua DUFEK				VAN AMERSFOORT		Formula Alpine	8	7	2:00.226	0.897	0.151	174.3
12	88	Matias ZAGAZETA				R-ACE GP		Formula Alpine	8	5	2:00.352	1.023	0.126	174.1
13	21	Kirill SMAL		R	3	MONOLITE RACING		Formula Alpine	8	7	2:00.352	1.023	0.000	174.1
14	99	Giovanni MASCHIO				MONOLITE RACING		Formula Alpine	8	7	2:01.104	1.775	0.752	173.0
15	29	Enzo SCIONTI				MONOLITE RACING		Formula Alpine	8	7	2:01.214	1.885	0.110	172.9
16	23	Ivan KLYMENKO		R	4	KIC MOTORSPORT		Formula Alpine	8	7	2:01.275	1.946	0.061	172.8
17	68	Niels KOOLEN				VAN AMERSFOORT		Formula Alpine	8	7	2:01.380	2.051	0.105	172.6

*** PENALTIES**

CARS #8 - #43 - #47 - #85 - #88 - #99 SOME LAP TIMES DELETED DUE TRACK LIMITS

CAR #29 LAP TIME DELETED LAP nr 04: 2'01"721 - RACE DIRECTOR DECISION NUMBER #01

Published at:.....

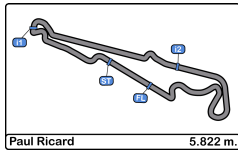
Track Temp: **34.4 °C** Air Temp: **28.2 °C** Humidity: **41 %** Track Status: **DRY**

Stewards:

Timekeeper:

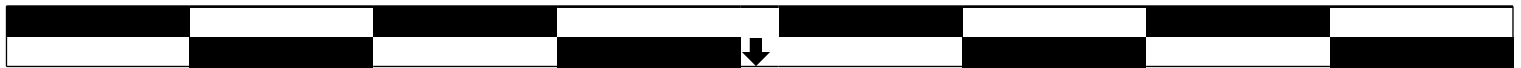

 Luis Garcia
 JOB-1605-ESP/M





Paul Ricard
Formula Regional Championship by Alpine
Race - 2
Starting Grid

32	68	Niels KOOLEN	2:01.380	.17.	2:01.214	Enzo SCIONTI	29	33
30	28	Pierre - Alexandre PROVOST	2:00.949	.16.	2:01.275	Ivan KLYMENKO	23	31
28	99	Giovanni MASCHIO	2:01.104	.15.	2:00.428	Levente REVESZ	11	29
26	33	Lucas MEDINA	2:00.214	.14.	2:00.104	Emerson FITTIPALDI Jr.	73	27
24	9	Charlie WURZ	2:00.184	.13.	2:00.352	Kirill SMAL	21	25
22	13	Joshua DUFEK	2:00.226	.12.	2:00.352	Matias ZAGAZETA	88	23
20	47	Nikhil BOHRA	2:00.075	.11.	1:59.912	Tom LEBBON	5	21
18	4	Roman BILINSKI	1:59.950	.10.	1:59.782	Marcus AMAND	25	19
16	26	Victor BERNIER	1:59.887	.9.	1:59.758	Sami MEGUETOUNIF	15	17
14	85	Macéo CAPIETTO	1:59.779	.8.	1:59.672	Michael BELOV	30	15
12	43	Owen TANGAVELOU	1:59.715	.7.	1:59.488	Lorenzo FLUXA	7	13
10	64	Mava WEUG	1:59.703	.6.	1:59.476	Joshua DURKSEN	10	11
8	8	Rafael CAMARA	1:59.448	.5.	1:59.389	Laurens VAN HOEPEN	18	9
6	34	Martinius STENSHORNE	1:59.425	.4.	1:59.277	Santiago RAMOS	65	7
4	77	Tim TRAMNITZ	1:59.361	.3.	1:59.238	Alessandro GIUSTI	3	5
2	19	Esteban MASSON	1:59.329	.2.	1:59.156	Kas HAVERKORT	27	3
				.1.	1:59.013	Andrea Kimi ANTONELLI	12	1



Pole

*** PENALTIES**


CAR #73 DROP FOUR GRID POSITIONS STEWARDS' DECISION NUMBER 2

CAR #29 DROP FOUR GRID POSITIONS STEWARDS' DECISION NUMBER 3

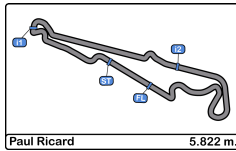
Published at:.....

Stewards:

Timekeeper:

 Luis Garcia
 JOB-1605-ESP/M





Paul Ricard
Formula Regional Championship by Alpine
Race - 2
Provisional Results

Clas	Nº	Driver	Nat	Cat	Clas	Team	Nat	Vehicle	Laps	Total Time	Gap	Interval	Km/h	Best	Time	Km/h
1	12	Andrea Kimi ANTONELLI	ITA			PREMA RACING	ITA	Formula Alpine	16	32:21.289			172.7	14	2:00.688	173.6
2	19	Esteban MASSON	FRA			SAINTELOC RACING	FRA	Formula Alpine	16	32:25.727	4.438	4.438	172.3	13	2:01.072	173.1
3	77	Tim TRAMNITZ	DEU			R-ACE GP	FRA	Formula Alpine	16	32:25.952	4.663	0.225	172.3	14	2:00.924	173.3
4	34	Martinius STENSHORNE	NOR	R	1	R-ACE GP	FRA	Formula Alpine	16	32:26.750	5.461	0.798	172.2	13	2:00.967	173.2
5	3	Alessandro GIUSTI	FRA	R	2	G4 RACING	CHE	Formula Alpine	16	32:32.612	11.323	5.862	171.7	11	2:00.789	173.5
6	65	Santiago RAMOS	MEX			RPM	ITA	Formula Alpine	16	32:33.862	12.573	1.250	171.6	7	2:01.281	172.8
7	10	Joshua DURKSEN	GBR			ARDEN	GBR	Formula Alpine	16	32:34.524	13.235	0.662	171.5	13	2:01.014	173.1
8	64	Maya WEUG	ESP	R	3	KIC MOTORSPORT	FIN	Formula Alpine	16	32:35.258	13.969	0.734	171.5	13	2:00.976	173.2
9	43	Owen TANGAVELOU	FRA			TRIDENT	ITA	Formula Alpine	16	32:35.628	14.339	0.370	171.4	13	2:01.011	173.2
10	85	Macéo CAPIETTO	FRA			RPM	ITA	Formula Alpine	16	32:44.880	23.591	9.252	170.6	6	2:01.807	172.0
11	27	Kas HAVERKORT	NLD			VAN AMERSFOORT	NLD	Formula Alpine	16	32:45.123	23.834	0.243	170.6	9	2:01.233	172.8
12	8	Rafael CAMARA	BRA			PREMA RACING	ITA	Formula Alpine	16	32:45.287	23.998	0.164	170.6	9	2:01.192	172.9
13	30	Michael BELOV	KGZ			G4 RACING	CHE	Formula Alpine	16	32:46.181	24.892	0.894	170.5	11	2:01.733	172.1
14	15	Sami MEGUETOUNIF	FRA			MP MOTORSPORT	NLD	Formula Alpine	16	32:46.480	25.191	0.299	170.5	9	2:01.397	172.6
15	25	Marcus AMAND	FRA	R	4	ART GRAND PRIX	FRA	Formula Alpine	16	32:47.051	25.762	0.571	170.4	8	2:01.734	172.1
16	4	Roman BILINSKI	POL			TRIDENT	ITA	Formula Alpine	16	32:47.728	26.439	0.677	170.4	5	2:01.822	172.0
17	26	Victor BERNIER	FRA			MP MOTORSPORT	NLD	Formula Alpine	16	32:48.117	26.828	0.389	170.3	9	2:01.415	172.6
18	21	Kirill SMAL	KGZ	R	5	MONOLITE RACING	ITA	Formula Alpine	16	32:48.212	26.923	0.095	170.3	8	2:01.467	172.5
19	88	Matias ZAGAZETA	PER			R-ACE GP	FRA	Formula Alpine	16	32:48.683	27.394	0.471	170.3	11	2:01.571	172.4
20	5	Tom LEBBON	GBR	R	6	ARDEN	GBR	Formula Alpine	16	32:51.160	29.871	2.477	170.1	15	2:01.653	172.2
21	13	Joshua DUFEK	CHE			VAN AMERSFOORT	NLD	Formula Alpine	16	32:52.224	30.935	1.064	170.0	15	2:01.743	172.1
22	73	Emerson FITTIPALDI Jr.	BRA	R	7	SAINTELOC RACING	FRA	Formula Alpine	16	32:54.404	33.115	2.180	169.8	8	2:01.763	172.1
23	33	Lucas MEDINA	COL	R	8	SAINTELOC RACING	FRA	Formula Alpine	16	32:55.394	34.105	0.990	169.7	11	2:01.992	171.8
24	29	Enzo SCIONTI	USA			MONOLITE RACING	ITA	Formula Alpine	16	32:58.227	36.938	2.833	169.5	15	2:01.894	171.9
25	99	Giovanni MASCHIO	ITA			MONOLITE RACING	ITA	Formula Alpine	16	33:02.589	41.300	4.362	169.1	10	2:02.561	171.0
26	68	Niels KOOLEN	NLD			VAN AMERSFOORT	NLD	Formula Alpine	16	33:03.906	42.617	1.317	169.0	16	2:01.879	171.9
27	9	Charlie WURZ	AUT			ART GRAND PRIX	FRA	Formula Alpine	16	33:19.419	58.130	15.513	167.7	15	2:01.665	172.2
28	23	Ivan KLYMENKO	UKR	R	9	KIC MOTORSPORT	FIN	Formula Alpine	15	33:41.378	1 Lap	1 Lap	155.5	10	2:02.249	171.4
Not classified: (Requirements: 90% of number laps of leader = 15 Laps)																
18	18	Laurens VAN HOEPEN	NLD			ART GRAND PRIX	FRA	Formula Alpine	8	16:20.758	8 Laps	7 Laps	170.9	5	2:01.446	172.5
47	47	Nikhil BOHRA	IND			TRIDENT	ITA	Formula Alpine	7	14:25.888	9 Laps	1 Lap	169.4	5	2:01.837	172.0
7	7	Lorenzo FLUXA	ESP			PREMA RACING	ITA	Formula Alpine	7	14:26.061	9 Laps	0.173	169.4	5	2:01.841	172.0
28	28	Pierre - Alexandre PROVOST	FRA	R		G4 RACING	CHE	Formula Alpine	2	4:22.741	14 Laps	5 Laps	159.5	2	2:05.757	166.6
11	11	Levente REVESZ	HUN			ARDEN	GBR	Formula Alpine	1	6:44.977	15 Laps	1 Lap	51.7	1	6:44.977	51.7

Fastest lap Andrea Kimi ANTONELLI in 2:00.688 at 173.6 Km/h in lap 14

Published at:.....

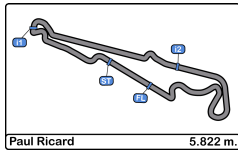
Track Temp: **48.5 °C** Air Temp: **29.6 °C** Humidity: **38 %** Track Status: **DRY**

Race Director:

Timekeeper:

Luis Garcia

JOB-1605-ESP/M



Paul Ricard
Formula Regional Championship by Alpine
Race - 2
Provisional Results by Category

Rookie																		
Clas	Nº	Driver	Nat	Cat	Clas	Team	Nat	Vehicle	Laps	Total Time	Gap	Interval	Km/h	Best	Time	Km/h		
1	34	Martinius STENSHORNE		NOR	R	1	R-ACE GP		FRA	Formula Alpine	16	32:26.750		172.2	13	2:00.967	173.2	
2	3	Alessandro GIUSTI		FRA	R	2	G4 RACING		CHE	Formula Alpine	16	32:32.612	5.862	5.862	171.7	11	2:00.789	173.5
3	64	Maya WEUG		ESP	R	3	KIC MOTORSPORT		FIN	Formula Alpine	16	32:35.258	8.508	2.646	171.5	13	2:00.976	173.2
4	25	Marcus AMAND		FRA	R	4	ART GRAND PRIX		FRA	Formula Alpine	16	32:47.051	20.301	11.793	170.4	8	2:01.734	172.1
5	21	Kirill SMAL		KAZ	R	5	MONOLITE RACING		ITA	Formula Alpine	16	32:48.212	21.462	1.161	170.3	8	2:01.467	172.5
6	5	Tom LEBBON		GBR	R	6	ARDEN		GBR	Formula Alpine	16	32:51.160	24.410	2.948	170.1	15	2:01.653	172.2
7	73	Emerson FITTIPALDI Jr.		BRA	R	7	SAINTELOC RACING		FRA	Formula Alpine	16	32:54.404	27.654	3.244	169.8	8	2:01.763	172.1
8	33	Lucas MEDINA		COL	R	8	SAINTELOC RACING		FRA	Formula Alpine	16	32:55.394	28.644	0.990	169.7	11	2:01.992	171.8
9	23	Ivan KLYMENKO		UKR	R	9	KIC MOTORSPORT		FIN	Formula Alpine	15	33:41.378	1 Lap	1 Lap	155.5	10	2:02.249	171.4

Not classified: (Requirements: 90% of number laps of leader = 15 Laps)

28		Pierre - Alexandre PROVOST		FRA	R	10	G4 RACING		CHE	Formula Alpine	2	4:22.741	14 Laps	13 Laps	159.5	2	2:05.757	166.6
----	--	----------------------------	--	-----	---	----	-----------	--	-----	----------------	---	----------	---------	---------	-------	---	----------	-------

Clas	Nº	Driver	Nat	Cat	Clas	Team	Nat	Vehicle	Laps	Total Time	Gap	Interval	Km/h	Best	Time	Km/h	
1	12	Andrea Kimi ANTONELLI		ITA		PREMA RACING		ITA	Formula Alpine	16	32:21.289			172.7	14	2:00.688	173.6
2	19	Esteban MASSON		FRA		SAINTELOC RACING		FRA	Formula Alpine	16	32:25.727	4.438	4.438	172.3	13	2:01.072	173.1
3	77	Tim TRAMNITZ		DEU		R-ACE GP		FRA	Formula Alpine	16	32:25.952	4.663	0.225	172.3	14	2:00.924	173.3
4	65	Santiago RAMOS		MEX		RPM		ITA	Formula Alpine	16	32:33.862	12.573	7.910	171.6	7	2:01.281	172.8
5	10	Joshua DURKSEN		NLD		ARDEN		GBR	Formula Alpine	16	32:34.524	13.235	0.662	171.5	13	2:01.014	173.1
6	43	Owen TANGAVELOU		FRA		TRIDENT		ITA	Formula Alpine	16	32:35.628	14.339	1.104	171.4	13	2:01.011	173.2
7	85	Macéo CAPIETTO		FRA		RPM		ITA	Formula Alpine	16	32:44.880	23.591	9.252	170.6	6	2:01.807	172.0
8	27	Kas HAVERKORT		NLD		VAN AMERSFOORT		NLD	Formula Alpine	16	32:45.123	23.834	0.243	170.6	9	2:01.233	172.8
9	8	Rafael CAMARA		BRA		PREMA RACING		ITA	Formula Alpine	16	32:45.287	23.998	0.164	170.6	9	2:01.192	172.9
10	30	Michael BELOV		KAZ		G4 RACING		CHE	Formula Alpine	16	32:46.181	24.892	0.894	170.5	11	2:01.733	172.1
11	15	Sami MEGUETOUNIF		FRA		MP MOTORSPORT		NLD	Formula Alpine	16	32:46.480	25.191	0.299	170.5	9	2:01.397	172.6
12	4	Roman BILINSKI		POL		TRIDENT		ITA	Formula Alpine	16	32:47.728	26.439	1.248	170.4	5	2:01.822	172.0
13	26	Victor BERNIER		FRA		MP MOTORSPORT		NLD	Formula Alpine	16	32:48.117	26.828	0.389	170.3	9	2:01.415	172.6
14	88	Matias ZAGAZETA		FRA		R-ACE GP		FRA	Formula Alpine	16	32:48.683	27.394	0.566	170.3	11	2:01.571	172.4
15	13	Joshua DUFEK		CHE		VAN AMERSFOORT		NLD	Formula Alpine	16	32:52.224	30.935	3.541	170.0	15	2:01.743	172.1
16	29	Enzo SCIONTI		USA		MONOLITE RACING		ITA	Formula Alpine	16	32:58.227	36.938	6.003	169.5	15	2:01.894	171.9
17	99	Giovanni MASCHIO		ITA		MONOLITE RACING		ITA	Formula Alpine	16	33:02.589	41.300	4.362	169.1	10	2:02.561	171.0
18	68	Niels KOOLEN		NLD		VAN AMERSFOORT		NLD	Formula Alpine	16	33:03.906	42.617	1.317	169.0	16	2:01.879	171.9
19	9	Charlie WURZ		AUT		ART GRAND PRIX		FRA	Formula Alpine	16	33:19.419	58.130	15.513	167.7	15	2:01.665	172.2

Not classified: (Requirements: 90% of number laps of leader = 15 Laps)

18		Laurens VAN HOEPEN		NLD		ART GRAND PRIX		FRA	Formula Alpine	8	16:20.758	8 Laps	8 Laps	170.9	5	2:01.446	172.5
47		Nikhil BOHRA		IND		TRIDENT		ITA	Formula Alpine	7	14:25.888	9 Laps	1 Lap	169.4	5	2:01.837	172.0
7		Lorenzo FLUXA		ESP		PREMA RACING		ITA	Formula Alpine	7	14:26.061	9 Laps	0.173	169.4	5	2:01.841	172.0
11		Levente REVESZ		HUN		ARDEN		GBR	Formula Alpine	1	6:44.977	15 Laps	6 Laps	51.7	1	6:44.977	51.7

Fastest lap Andrea Kimi ANTONELLI in 2:00.688 at 173.6 Km/h in lap 14

Published at:.....

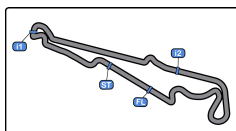
Track Temp: 48.5 °C Air Temp: 29.6 °C Humidity: 38 % Track Status: DRY

Race Director:

Timekeeper:


 Luis Garcia
 JOB-1605-ESP/M





Paul Ricard

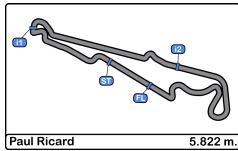
Formula Regional Championship by Alpine

Race - 2

Provisional Classification by Driver Fastest Lap

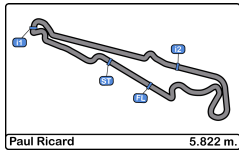
Paul Ricard 5.822 m.

Clas	Nº	Driver	Nat	Cat	Clas	Team	Nat	Vehicle	Laps	Best	Time	Gap	Interval	Km/h	
1	12	Andrea Kimi		ITA		PREMA RACING		Formula Alpine	16	14	2:00.688			173.6	
2	3	Alessandro GIUSTI		FRA	R	1	G4 RACING		Formula Alpine	16	11	2:00.789	0.101	0.101	173.5
3	77	Tim TRAMNITZ		DEU		R-ACE GP		Formula Alpine	16	14	2:00.924	0.236	0.135	173.3	
4	34	Martinius		NOR	R	2	R-ACE GP		Formula Alpine	16	13	2:00.967	0.279	0.043	173.2
5	64	Maya WEUG		ESP	R	3	KIC MOTORSPORT		Formula Alpine	16	13	2:00.976	0.288	0.009	173.2
6	43	Owen		FRA		TRIDENT		Formula Alpine	16	13	2:01.011	0.323	0.035	173.2	
7	10	Joshua DURKSEN		GBR		ARDEN		Formula Alpine	16	13	2:01.014	0.326	0.003	173.1	
8	19	Esteban MASSON		FRA		SAINTELOC RACING		Formula Alpine	16	13	2:01.072	0.384	0.058	173.1	
9	8	Rafael CAMARA		BRA		PREMA RACING		Formula Alpine	16	9	2:01.192	0.504	0.120	172.9	
10	27	Kas HAVERKORT		NLD		VAN AMERSFOORT		Formula Alpine	16	9	2:01.233	0.545	0.041	172.8	
11	65	Santiago RAMOS		MEX		RPM		Formula Alpine	16	7	2:01.281	0.593	0.048	172.8	
12	15	Sami		FRA		MP MOTORSPORT		Formula Alpine	16	9	2:01.397	0.709	0.116	172.6	
13	26	Victor BERNIER		FRA		MP MOTORSPORT		Formula Alpine	16	9	2:01.415	0.727	0.018	172.6	
14	18	Laurens VAN		NLD		ART GRAND PRIX		Formula Alpine	8	5	2:01.446	0.758	0.031	172.5	
15	21	Kirill SMAL		KZG	R	4	MONOLITE RACING		Formula Alpine	16	8	2:01.467	0.779	0.021	172.5
16	88	Matias ZAGAZETA		PER		R-ACE GP		Formula Alpine	16	11	2:01.571	0.883	0.104	172.4	
17	5	Tom LEBBON		GBR	R	5	ARDEN		Formula Alpine	16	15	2:01.653	0.965	0.082	172.2
18	9	Charlie WURZ		AUT		ART GRAND PRIX		Formula Alpine	16	15	2:01.665	0.977	0.012	172.2	
19	30	Michael BELOV		KZG		G4 RACING		Formula Alpine	16	11	2:01.733	1.045	0.068	172.1	
20	25	Marcus AMAND		FRA	R	6	ART GRAND PRIX		Formula Alpine	16	8	2:01.734	1.046	0.001	172.1
21	13	Joshua DUFEK		CHE		VAN AMERSFOORT		Formula Alpine	16	15	2:01.743	1.055	0.009	172.1	
22	73	Emerson FITTIPALDI		BRA	R	7	SAINTELOC RACING		Formula Alpine	16	8	2:01.763	1.075	0.020	172.1
23	85	Macéo CAPIETTO		FRA		RPM		Formula Alpine	16	6	2:01.807	1.119	0.044	172.0	
24	4	Roman BILINSKI		POL		TRIDENT		Formula Alpine	16	5	2:01.822	1.134	0.015	172.0	
25	47	Nikhil BOHRA		SGP		TRIDENT		Formula Alpine	7	5	2:01.837	1.149	0.015	172.0	
26	7	Lorenzo FLUXA		ESP		PREMA RACING		Formula Alpine	7	5	2:01.841	1.153	0.004	172.0	
27	68	Niels KOOLEN		NLD		VAN AMERSFOORT		Formula Alpine	16	16	2:01.879	1.191	0.038	171.9	
28	29	Enzo SCIONTI		USA		MONOLITE RACING		Formula Alpine	16	15	2:01.894	1.206	0.015	171.9	
29	33	Lucas MEDINA		COL	R	8	SAINTELOC RACING		Formula Alpine	16	11	2:01.992	1.304	0.098	171.8
30	23	Ivan KLYMENKO		UKR	R	9	KIC MOTORSPORT		Formula Alpine	15	10	2:02.249	1.561	0.257	171.4
31	99	Giovanni MASCHIO		ITA		MONOLITE RACING		Formula Alpine	16	10	2:02.561	1.873	0.312	171.0	
32	28	Pierre - Alexandre		FRA	R	10	G4 RACING		Formula Alpine	2	2	2:05.757	5.069	3.196	166.6
33	11	Levente REVESZ		HUN		ARDEN		Formula Alpine	1	1	6:44.977	4:44.289	4:39.220	51.7	



Paul Ricard
Formula Regional Championship by Alpine
Race - 2
Distance and Speed Average

Clas	Nº	Driver	Nat	Cat	Clas	Team	Nat	Vehicle	Laps	Distance	Total Time	Km/h
1	12	Andrea Kimi		ITA		PREMA RACING		Formula Alpine	16	93.15	32:21.289	172.7
2	19	Esteban MASSON		FRA		SAINTELOC RACING		Formula Alpine	16	93.15	32:25.727	172.3
3	77	Tim TRAMNITZ		DEU		R-ACE GP		Formula Alpine	16	93.15	32:25.952	172.3
4	34	Martinius		NOR	R 1	R-ACE GP		Formula Alpine	16	93.15	32:26.750	172.2
5	3	Alessandro GIUSTI		FRA	R 2	G4 RACING		Formula Alpine	16	93.15	32:32.612	171.7
6	65	Santiago RAMOS		MEX		RPM		Formula Alpine	16	93.15	32:33.862	171.6
7	10	Joshua DURKSEN		PRY		ARDEN		Formula Alpine	16	93.15	32:34.524	171.5
8	64	Maya WEUG		ESP	R 3	KIC MOTORSPORT		Formula Alpine	16	93.15	32:35.258	171.5
9	43	Owen		FRA		TRIDENT		Formula Alpine	16	93.15	32:35.628	171.4
10	85	Macéo CAPIETTO		FRA		RPM		Formula Alpine	16	93.15	32:44.880	170.6
11	27	Kas HAVERKORT		NLD		VAN AMERSFOORT		Formula Alpine	16	93.15	32:45.123	170.6
12	8	Rafael CAMARA		BRA		PREMA RACING		Formula Alpine	16	93.15	32:45.287	170.6
13	30	Michael BELOV		KZZ		G4 RACING		Formula Alpine	16	93.15	32:46.181	170.5
14	15	Sami		FRA		MP MOTORSPORT		Formula Alpine	16	93.15	32:46.480	170.5
15	25	Marcus AMAND		FRA	R 4	ART GRAND PRIX		Formula Alpine	16	93.15	32:47.051	170.4
16	4	Roman BILINSKI		POL		TRIDENT		Formula Alpine	16	93.15	32:47.728	170.4
17	26	Victor BERNIER		FRA		MP MOTORSPORT		Formula Alpine	16	93.15	32:48.117	170.3
18	21	Kirill SMAL		KZZ	R 5	MONOLITE RACING		Formula Alpine	16	93.15	32:48.212	170.3
19	88	Matias ZAGAZETA		PER		R-ACE GP		Formula Alpine	16	93.15	32:48.683	170.3
20	5	Tom LEBBON		GBR	R 6	ARDEN		Formula Alpine	16	93.15	32:51.160	170.1
21	13	Joshua DUFEK		CHE		VAN AMERSFOORT		Formula Alpine	16	93.15	32:52.224	170.0
22	73	Emerson FITTIPALDI		BRA	R 7	SAINTELOC RACING		Formula Alpine	16	93.15	32:54.404	169.8
23	33	Lucas MEDINA		COL	R 8	SAINTELOC RACING		Formula Alpine	16	93.15	32:55.394	169.7
24	29	Enzo SCIONTI		USA		MONOLITE RACING		Formula Alpine	16	93.15	32:58.227	169.5
25	99	Giovanni MASCHIO		ITA		MONOLITE RACING		Formula Alpine	16	93.15	33:02.589	169.1
26	68	Niels KOOLEN		NLD		VAN AMERSFOORT		Formula Alpine	16	93.15	33:03.906	169.0
27	9	Charlie WURZ		AUT		ART GRAND PRIX		Formula Alpine	16	93.15	33:19.419	167.7
28	23	Ivan KLYMENKO		UKR	R 9	KIC MOTORSPORT		Formula Alpine	15	87.33	33:41.378	155.5
29	18	Laurens VAN		NLD		ART GRAND PRIX		Formula Alpine	8	46.57	16:20.758	170.9
30	47	Nikhil BOHRA		IND		TRIDENT		Formula Alpine	7	40.75	14:25.888	169.4
31	7	Lorenzo FLUXA		ESP		PREMA RACING		Formula Alpine	7	40.75	14:26.061	169.4
32	28	Pierre - Alexandre		FRA	R 10	G4 RACING		Formula Alpine	2	11.64	4:22.741	159.5
33	11	Levente REVESZ		HUN		ARDEN		Formula Alpine	1	05.82	6:44.977	51.7



Paul Ricard
Formula Regional Championship by Alpine
Race - 2
Lap Analysis

3

Alessandro GIUSTI

Formula Alpine

5

Tom LEBBON

Formula Alpine

Rookie

G4 RACING

Rookie

ARDEN

Lap	D	Time	Sector 1	Sector 2	Sector 3	T. Spd	Elapsed	Lap	D	Time	Sector 1	Sector 2	Sector 3	T. Spd	Elapsed
1		2:07.839	38.820	37.567	51.452	194.2	2:07.839	1		2:14.165	41.979	38.331	53.855	213.0	2:14.165
2		2:02.488	34.042	37.256	51.190	234.2	4:10.327	2		2:04.372	35.049	37.988	51.335	231.7	4:18.537
3		2:02.789	33.729	37.449	51.611	235.8	6:13.116	3		2:03.193	33.826	37.670	51.697	236.3	6:21.730
4		2:02.232	33.995	37.187	51.050	237.8	8:15.348	4		2:02.905	34.162	37.479	51.264	236.8	8:24.635
5		2:01.450	33.257	37.059	51.134	235.2	10:16.798	5		2:02.239	33.654	37.487	51.098	234.2	10:26.874
6		2:01.488	33.290	37.127	51.071	234.7	12:18.286	6		2:02.267	33.674	37.482	51.111	234.2	12:29.141
7		2:01.400	33.268	37.117	51.015	235.8	14:19.686	7		2:02.212	33.448	37.499	51.265	234.2	14:31.353
8		2:01.535	33.389	37.104	51.042	234.7	16:21.221	8		2:03.236	33.683	36.901	52.652	236.8	16:34.589
9		2:01.742	33.849	37.118	50.775	224.5	18:22.963	9		2:02.053	33.621	37.386	51.046	233.7	18:36.642
10		2:01.099	33.123	37.255	50.721	234.2	20:24.062	10		2:02.029	33.458	37.436	51.135	234.2	20:38.671
11		2:00.789	33.114	36.978	50.697	234.7	22:24.851	11		2:02.395	33.441	37.450	51.504	237.3	22:41.066
12		2:01.231	33.290	37.105	50.836	237.3	24:26.082	12		2:02.203	33.462	37.490	51.251	235.2	24:43.269
13		2:01.535	33.340	36.936	51.259	238.4	26:27.617	13		2:02.546	33.526	37.498	51.522	235.8	26:45.815
14		2:02.591	33.531	37.752	51.308	234.2	28:30.208	14		2:01.935	33.464	37.579	50.892	232.7	28:47.750
15		2:01.474	33.331	37.192	50.951	236.3	30:31.682	15		2:01.653	33.451	37.282	50.920	232.7	30:49.403
16		2:00.930	33.118	36.980	50.832	233.7	32:32.612	16		2:01.757	33.385	37.262	51.110	234.2	32:51.160

4

Roman BILINSKI

Formula Alpine

7

Lorenzo FLUXA

Formula Alpine

TRIDENT

PREMA RACING

Lap	D	Time	Sector 1	Sector 2	Sector 3	T. Spd	Elapsed	Lap	D	Time	Sector 1	Sector 2	Sector 3	T. Spd	Elapsed
1		2:10.723	40.921	37.870	51.932	206.8	2:10.723	1		2:12.010	41.505	38.330	52.175	206.8	2:12.010
2		2:03.553	34.178	37.891	51.484	237.8	4:14.276	2		2:02.850	33.807	37.447	51.596	237.8	4:14.860
3		2:02.067	33.469	37.493	51.105	234.2	6:16.343	3		2:03.246	33.632	37.474	52.140	239.4	6:18.106
4		2:02.726	34.218	37.316	51.192	236.8	8:19.069	4		2:01.955	33.676	37.215	51.064	237.8	8:20.061
5		2:01.822	33.466	37.287	51.069	234.2	10:20.891	5		2:01.841	33.710	37.329	50.802	237.8	10:21.902
6		2:02.295	33.537	37.294	51.464	234.2	12:23.186	6		2:02.183	33.547	37.347	51.289	236.8	12:24.085
7		2:01.959	33.525	37.374	51.060	237.3	14:25.145	7		2:01.976	33.755	37.197	51.024	236.8	14:26.061
8		2:01.847	33.411	37.309	51.127	234.7	16:26.992								
9		2:02.059	33.560	37.228	51.271	235.8	18:29.051								
10		2:02.682	33.886	37.517	51.279	226.8	20:31.733								
11		2:02.530	34.449	37.009	51.072	233.7	22:34.263								
12		2:02.080	33.482	37.171	51.427	236.3	24:36.343								
13		2:03.238	33.627	37.312	52.299	235.2	26:39.581								
14		2:02.590	33.655	37.444	51.491	238.9	28:42.171								
15		2:02.685	33.495	37.521	51.669	237.3	30:44.856								
16		2:02.872	33.675	37.716	51.481	236.8	32:47.728								

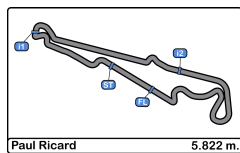
8

Rafael CAMARA

Formula Alpine

PREMA RACING

Lap	D	Time	Sector 1	Sector 2	Sector 3	T. Spd	Elapsed
1		2:14.688	44.294	38.496	51.898	198.8	2:14.688
2		2:03.379	34.815	37.351	51.213	238.4	4:18.067
3		2:02.324	33.947	37.565	50.812	237.8	6:20.391
4		2:02.309	33.937	37.535	50.837	239.4	8:22.700
5		2:01.949	33.526	37.257	51.166	235.8	10:24.649
6		2:01.399	33.556	37.181	50.662	237.3	12:26.048
7		2:01.655	33.494	37.093	51.068	235.2	14:27.703
8		2:01.613	33.603	37.502	50.508	237.3	16:29.316
9		2:01.192	33.348	37.096	50.748	235.8	18:30.508
10		2:01.295	33.670	36.884	50.741	238.4	20:31.803
11		2:01.725	34.035	37.031	50.659	236.8	22:33.528
12		2:01.503	33.433	37.000	51.070	235.2	24:35.031
13		2:02.817	34.417	37.160	51.240	238.4	26:37.848
14		2:02.104	33.604	37.213	51.287	237.8	28:39.952
15		2:03.080	33.705	37.769	51.606	237.3	30:43.032
16		2:02.255	33.742	37.211	51.302	225.9	32:45.287



Paul Ricard
Formula Regional Championship by Alpine
Race - 2
Lap Analysis

9

Charlie WURZ

Formula Alpine 12

Andrea Kimi ANTONELLI

Formula Alpine

ART GRAND PRIX

PREMA RACING

Lap	D	Time	Sector 1	Sector 2	Sector 3	T. Spd	Elapsed	Lap	D	Time	Sector 1	Sector 2	Sector 3	T. Spd	Elapsed
1		2:13.747	42.828	38.378	52.541	215.5	2:13.747	1		2:05.021	36.220	37.648	51.153	187.8	2:05.021
2		2:03.192	34.348	37.653	51.191	230.7	4:16.939	2		2:01.617	33.295	37.289	51.033	229.7	4:06.638
3		2:03.119	33.979	37.544	51.596	234.7	6:20.058	3		2:01.702	33.284	37.464	50.954	231.2	6:08.340
4		2:03.324	34.023	37.763	51.538	234.7	8:23.382	4		2:01.310	33.366	37.218	50.726	231.2	8:09.650
5		2:02.345	33.568	37.814	50.963	233.7	10:25.727	5		2:01.400	33.284	37.343	50.773	231.7	10:11.050
6		2:02.094	33.558	37.496	51.040	232.7	12:27.821	6		2:01.111	33.129	37.275	50.707	230.7	12:12.161
7		2:03.232	33.478	38.307	51.447	233.2	14:31.053	7		2:00.989	33.178	37.339	50.472	230.7	14:13.150
8		2:02.232	33.593	37.694	50.945	232.2	16:33.285	8		2:01.067	33.096	37.241	50.730	230.2	16:14.217
9		2:02.007	33.560	37.409	51.038	232.2	18:35.292	9		2:01.006	33.445	37.018	50.543	229.7	18:15.223
10		2:02.405	33.593	37.829	50.983	230.7	20:37.697	10		2:01.051	33.171	37.287	50.593	232.2	20:16.274
11		2:28.715	33.523	37.750	1:17.442	232.2	23:06.412	11		2:00.858	33.142	37.188	50.528	230.7	22:17.132
12		2:05.084	35.377	38.073	51.634	225.9	25:11.496	12		2:00.927	33.174	37.163	50.590	231.2	24:18.059
13		2:02.057	33.333	37.649	51.075	230.7	27:13.553	13		2:00.878	33.210	37.183	50.485	231.7	26:18.937
14		2:02.253	33.518	37.476	51.259	231.7	29:15.806	14		2:00.688	33.151	37.021	50.516	232.2	28:19.625
15		2:01.665	33.375	37.518	50.772	230.2	31:17.471	15		2:00.909	33.223	37.226	50.460	231.7	30:20.534
16		2:01.948	33.250	37.590	51.108	230.2	33:19.419	16		2:00.755	33.152	37.015	50.588	230.7	32:21.289

10

Joshua DURKSEN

Formula Alpine 13

Joshua DUFEK

Formula Alpine

ARDEN

VAN AMERSFOORT RACING

Lap	D	Time	Sector 1	Sector 2	Sector 3	T. Spd	Elapsed	Lap	D	Time	Sector 1	Sector 2	Sector 3	T. Spd	Elapsed
1		2:07.986	39.085	37.622	51.279	201.4	2:07.986	1		2:14.454	42.321	38.717	53.416	211.7	2:14.454
2		2:01.930	33.430	37.299	51.201	238.9	4:09.916	2		2:07.088	36.613	38.744	51.731	232.2	4:21.542
3		2:02.127	33.742	37.390	50.995	236.3	6:12.043	3		2:02.716	33.815	37.540	51.361	233.7	6:24.258
4		2:01.596	33.475	37.170	50.951	235.2	8:13.639	4		2:02.996	33.948	37.366	51.682	235.2	8:27.254
5		2:01.677	33.521	37.225	50.931	235.2	10:15.316	5		2:02.891	33.960	37.548	51.383	232.2	10:30.145
6		2:01.671	33.449	37.311	50.911	234.7	12:16.987	6		2:02.124	33.920	37.225	50.979	234.7	12:32.269
7		2:01.444	33.433	37.190	50.821	233.7	14:18.431	7		2:02.066	33.578	37.426	51.062	233.2	14:34.335
8		2:02.402	33.294	37.455	51.653	233.7	16:20.833	8		2:01.861	33.471	37.357	51.033	233.7	16:36.196
9		2:04.420	35.513	37.790	51.117	229.2	18:25.253	9		2:02.196	33.830	37.302	51.064	232.2	18:38.392
10		2:01.468	33.330	37.321	50.817	232.7	20:26.721	10		2:01.766	33.468	37.463	50.835	232.7	20:40.158
11		2:01.171	33.344	37.149	50.678	233.7	22:27.892	11		2:02.008	33.531	37.241	51.236	232.7	22:42.166
12		2:01.294	33.214	37.169	50.911	234.2	24:29.186	12		2:02.393	33.593	37.571	51.229	235.2	24:44.559
13		2:01.014	33.238	36.968	50.808	234.2	26:30.200	13		2:02.025	33.406	37.345	51.274	233.7	26:46.584
14		2:01.539	33.329	37.309	50.901	235.2	28:31.739	14		2:01.897	33.645	37.235	51.017	238.4	28:48.481
15		2:01.477	33.420	37.075	50.982	234.2	30:33.216	15		2:01.743	33.455	37.185	51.103	233.7	30:50.224
16		2:01.308	33.430	36.967	50.911	235.2	32:34.524	16		2:02.000	33.585	37.379	51.036	234.2	32:52.224

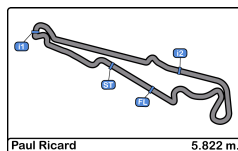
11

Levente REVESZ

Formula Alpine

ARDEN

Lap	D	Time	Sector 1	Sector 2	Sector 3	T. Spd	Elapsed
1		6:44.977 P	43.485	1:36.843	4:24.649	219.9	6:44.977
2			51.032	38.904		145.5	



Paul Ricard
Formula Regional Championship by Alpine
Race - 2
Lap Analysis

15

Sami MEGUETOUNIF

Formula Alpine 21

Kirill SMAL

Formula Alpine

MP MOTORSPORT

Rookie

MONOLITE RACING

Lap D	Time	Sector 1	Sector 2	Sector 3	T. Spd	Elapsed	Lap D	Time	Sector 1	Sector 2	Sector 3	T. Spd	Elapsed
1	2:12.434	41.744	38.322	52.368	207.2	2:12.434	1	2:14.492	42.893	39.475	52.124	219.5	2:14.492
2	2:03.199	33.998	37.534	51.667	235.8	4:15.633	2	2:03.220	34.236	37.735	51.249	239.4	4:17.712
3	2:03.254	34.670	37.303	51.281	237.8	6:18.887	3	2:03.302	34.028	37.799	51.475	238.4	6:21.014
4	2:02.161	33.835	37.359	50.967	236.3	8:21.048	4	2:02.670	33.776	37.593	51.301	236.3	8:23.684
5	2:02.658	34.069	37.574	51.015	235.2	10:23.706	5	2:02.426	33.684	37.513	51.229	238.4	10:26.110
6	2:01.822	33.550	37.227	51.045	235.2	12:25.528	6	2:02.139	33.504	37.526	51.109	237.3	12:28.249
7	2:01.928	33.620	37.192	51.116	236.3	14:27.456	7	2:02.125	33.447	37.658	51.020	236.3	14:30.374
8	2:02.613	33.588	37.718	51.307	237.3	16:30.069	8	2:01.467	33.422	37.328	50.717	232.2	16:31.841
9	2:01.397	33.388	37.253	50.756	235.2	18:31.466	9	2:01.585	33.334	37.429	50.822	232.7	18:33.426
10	2:01.518	33.334	37.382	50.802	235.8	20:32.984	10	2:01.598	33.356	37.477	50.765	234.2	20:35.024
11	2:02.097	33.809	37.432	50.856	236.8	22:35.081	11	2:01.558	33.429	37.323	50.806	236.8	22:36.582
12	2:01.800	33.609	35.835	52.356	238.4	24:36.881	12	2:01.834	33.412	37.340	51.082	236.8	24:38.416
13	2:02.489	33.462	37.519	51.508	235.8	26:39.370	13	2:02.000	33.570	37.254	51.176	235.8	26:40.416
14	2:01.762	33.625	37.168	50.969	236.3	28:41.132	14	2:02.583	33.862	37.388	51.333	240.0	28:42.999
15	2:02.509	33.574	37.432	51.503	236.3	30:43.641	15	2:02.723	34.075	37.507	51.141	231.7	30:45.722
16	2:02.839	33.988	37.820	51.031	237.3	32:46.480	16	2:02.490	33.685	37.546	51.259	235.8	32:48.212

18

Laurens VAN HOEPEN

Formula Alpine 23

Ivan KLYMENKO

Formula Alpine

ART GRAND PRIX

Rookie

KIC MOTORSPORT

Lap D	Time	Sector 1	Sector 2	Sector 3	T. Spd	Elapsed	Lap D	Time	Sector 1	Sector 2	Sector 3	T. Spd	Elapsed
1	2:08.579	39.628	37.800	51.151	197.4	2:08.579	1	2:17.179	43.743	39.980	53.456	217.3	2:17.179
2	2:02.153	33.798	37.429	50.926	233.2	4:10.732	2	2:04.845	34.620	38.491	51.734	236.3	4:22.024
3	2:02.222	33.670	37.623	50.929	234.2	6:12.954	3	3:25.603 P	1:45.611	38.893	1:01.099	233.2	7:47.627
4	2:01.494	33.628	37.101	50.765	231.2	8:14.448	4	3:24.698	1:54.546	38.494	51.658	147.1	11:12.325
5	2:01.446	33.423	37.391	50.632	233.2	10:15.894	5	2:02.415	33.521	37.849	51.045	227.3	13:14.740
6	2:01.642	33.474	37.456	50.712	233.7	12:17.536	6	2:03.072	33.966	38.000	51.106	226.8	15:17.812
7	2:01.486	33.483	37.352	50.651	232.7	14:19.022	7	2:02.831	33.624	38.036	51.171	226.8	17:20.643
8	2:01.736	33.339	37.137	51.260	232.7	16:20.758	8	2:02.605	33.662	37.844	51.099	226.8	19:23.248
9		35.172	38.375		225.9		9	2:02.418	33.703	37.701	51.014	229.2	21:25.666
							10	2:02.249	33.425	37.779	51.045	228.3	23:27.915
							11	2:03.259	33.505	37.962	51.792	228.8	25:31.174
							12	2:02.725	33.481	37.971	51.273	228.8	27:33.899
							13	2:02.520	33.638	37.820	51.062	228.3	29:36.419
							14	2:02.503	33.480	37.732	51.291	228.8	31:38.922
							15	2:02.456	33.541	37.977	50.938	227.3	33:41.378

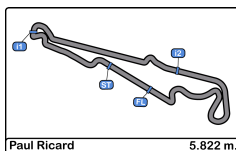
19

Esteban MASSON

Formula Alpine

SAINTELOC RACING

Lap D	Time	Sector 1	Sector 2	Sector 3	T. Spd	Elapsed
1	2:05.573	36.821	37.674	51.078	190.4	2:05.573
2	2:01.790	33.442	37.371	50.977	232.2	4:07.363
3	2:01.664	33.332	37.382	50.950	232.2	6:09.027
4	2:01.637	33.438	37.294	50.905	232.7	8:10.664
5	2:01.193	33.374	36.960	50.859	232.2	10:11.857
6	2:01.358	33.208	37.425	50.725	231.7	12:13.215
7	2:01.137	33.265	37.092	50.780	231.2	14:14.352
8	2:01.278	33.229	37.276	50.773	231.2	16:15.630
9	2:01.236	33.301	37.199	50.736	230.7	18:16.866
10	2:01.281	33.362	37.171	50.748	231.2	20:18.147
11	2:01.093	33.193	37.235	50.665	231.7	22:19.240
12	2:01.178	33.146	37.252	50.780	233.7	24:20.418
13	2:01.072	33.205	37.231	50.636	232.7	26:21.490
14	2:01.093	33.207	37.253	50.633	233.2	28:22.583
15	2:01.142	33.337	37.021	50.784	232.2	30:23.725
16	2:02.002	33.200	37.579	51.223	230.2	32:25.727



Paul Ricard

Formula Regional Championship by Alpine

Race - 2

Lap Analysis

30

Michael BELOV

Formula Alpine 34

Martinius STENSHORNE

Formula Alpine

G4 RACING

Rookie

R-ACE GP

Lap D	Time	Sector 1	Sector 2	Sector 3	T. Spd	Elapsed	Lap D	Time	Sector 1	Sector 2	Sector 3	T. Spd	Elapsed
1	2:10.531	40.695	37.837	51.999	207.6	2:10.531	1	2:06.778	37.758	37.649	51.371	195.6	2:06.778
2	2:02.472	33.959	37.348	51.165	234.2	4:13.003	2	2:02.061	33.527	37.543	50.991	233.7	4:08.839
3	2:02.255	33.535	37.467	51.253	234.7	6:15.258	3	2:01.778	33.430	37.350	50.998	234.2	6:10.617
4	2:02.692	34.110	37.231	51.351	236.8	8:17.950	4	2:01.598	33.395	37.299	50.904	234.7	8:12.215
5	2:02.070	33.655	37.139	51.276	233.2	10:20.020	5	2:01.410	33.329	37.272	50.809	234.7	10:13.625
6	2:02.115	33.564	37.600	50.951	232.7	12:22.135	6	2:01.297	33.296	37.133	50.868	233.7	12:14.922
7	2:01.783	33.468	37.490	50.825	232.2	14:23.918	7	2:01.149	33.234	37.260	50.655	233.7	14:16.071
8	2:01.777	33.483	37.334	50.960	231.7	16:25.695	8	2:01.348	33.361	37.300	50.687	232.7	16:17.419
9	2:02.192	33.698	37.335	51.159	233.7	18:27.887	9	2:01.355	33.451	37.223	50.681	233.2	18:18.774
10	2:02.193	33.778	37.397	51.018	236.3	20:30.080	10	2:01.342	33.296	37.421	50.625	232.7	20:20.116
11	2:01.733	33.623	37.256	50.854	233.2	22:31.813	11	2:01.120	33.330	37.166	50.624	232.7	22:21.236
12	2:02.948	33.701	37.832	51.415	234.7	24:34.761	12	2:01.282	33.441	37.057	50.784	234.7	24:22.518
13	2:03.791	34.414	37.826	51.551	234.2	26:38.552	13	2:00.967	33.253	36.943	50.771	233.7	26:23.485
14	2:01.968	33.531	37.380	51.057	234.2	28:40.520	14	2:01.247	33.222	37.395	50.630	233.2	28:24.732
15	2:03.040	33.603	37.694	51.743	233.2	30:43.560	15	2:00.984	33.317	37.033	50.634	232.2	30:25.716
16	2:02.621	34.295	37.347	50.979	229.7	32:46.181	16	2:01.034	33.207	37.080	50.747	232.2	32:26.750

33

Lucas MEDINA

Formula Alpine 43

Owen TANGAVELOU

Formula Alpine

Rookie

SAINTELOC RACING

TRIDENT

Lap D	Time	Sector 1	Sector 2	Sector 3	T. Spd	Elapsed	Lap D	Time	Sector 1	Sector 2	Sector 3	T. Spd	Elapsed
1	2:15.024	43.131	39.751	52.142	215.1	2:15.024	1	2:09.516	39.828	37.850	51.838	205.3	2:09.516
2	2:04.175	34.660	37.814	51.701	237.8	4:19.199	2	2:01.964	33.513	37.361	51.090	234.7	4:11.480
3	2:03.146	33.831	37.448	51.867	231.7	6:22.345	3	2:02.127	33.362	37.491	51.274	235.8	6:13.607
4	2:03.342	34.292	37.614	51.436	234.7	8:25.687	4	2:02.335	33.923	37.349	51.063	236.8	8:15.942
5	2:02.845	33.943	37.501	51.401	235.2	10:28.532	5	2:01.562	33.520	37.115	50.927	235.8	10:17.504
6	2:02.725	33.562	37.679	51.484	232.7	12:31.257	6	2:02.874	33.447	37.515	51.912	234.7	12:20.378
7	2:02.402	33.509	37.601	51.292	231.2	14:33.659	7	2:02.010	33.494	37.465	51.051	235.8	14:22.388
8	2:03.008	33.497	37.583	51.928	230.2	16:36.667	8	2:01.524	33.293	37.344	50.887	233.7	16:23.912
9	2:02.958	34.069	37.683	51.206	233.7	18:39.625	9	2:02.254	33.513	37.380	51.361	235.2	18:26.166
10	2:02.041	33.366	37.618	51.057	230.7	20:41.666	10	2:01.895	33.514	37.461	50.920	237.3	20:28.061
11	2:01.992	33.345	37.470	51.177	231.2	22:43.658	11	2:01.307	33.341	37.167	50.799	236.3	22:29.368
12	2:02.270	33.250	37.627	51.393	232.2	24:45.928	12	2:01.373	33.240	37.159	50.974	235.8	24:30.741
13	2:02.087	33.468	37.286	51.333	231.7	26:48.015	13	2:01.011	33.298	37.034	50.679	236.8	26:31.752
14	2:02.320	33.489	37.515	51.316	233.2	28:50.335	14	2:01.209	33.175	37.208	50.826	237.3	28:32.961
15	2:02.548	33.687	37.712	51.149	230.7	30:52.883	15	2:01.338	33.304	37.181	50.853	236.3	30:34.299
16	2:02.511	33.431	37.716	51.364	230.7	32:55.394	16	2:01.329	33.485	37.126	50.718	236.3	32:35.628

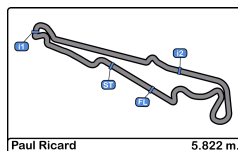
47

Nikhil BOHRA

Formula Alpine

TRIDENT

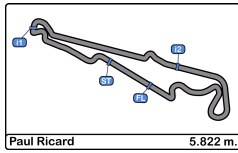
Lap D	Time	Sector 1	Sector 2	Sector 3	T. Spd	Elapsed
1	2:11.896	41.578	38.228	52.090	213.4	2:11.896
2	2:03.444	34.185	37.533	51.726	231.2	4:15.340
3	2:02.487	33.827	37.515	51.145	236.3	6:17.827
4	2:01.895	33.456	37.429	51.010	235.2	8:19.722
5	2:01.837	33.466	37.432	50.939	236.3	10:21.559
6	2:02.033	33.554	37.340	51.139	235.8	12:23.592
7	2:02.296	33.569	37.477	51.250	236.3	14:25.888



Paul Ricard
Formula Regional Championship by Alpine
Race - 2
Lap Analysis

64 Maya WEUG							Formula Alpine 68 Niels KOOLEN								
Rookie							VAN AMERSFOORT RACING								
Lap	D	Time	Sector 1	Sector 2	Sector 3	T. Spd	Elapsed	Lap	D	Time	Sector 1	Sector 2	Sector 3	T. Spd	Elapsed
1		2:09.913	39.941	38.179	51.793	200.7	2:09.913	1		2:16.717	44.779	39.115	52.823	222.6	2:16.717
2		2:02.042	33.678	37.198	51.166	233.7	4:11.955	2		2:04.722	34.511	38.477	51.734	236.3	4:21.439
3		2:01.998	33.426	37.290	51.282	234.2	6:13.953	3		2:03.645	34.414	37.641	51.590	232.2	6:25.084
4		2:02.401	33.836	37.623	50.942	234.7	8:16.354	4		2:03.881	35.063	37.480	51.338	235.2	8:28.965
5		2:01.478	33.499	37.100	50.879	233.2	10:17.832	5		2:04.769	35.922	37.765	51.082	234.2	10:33.734
6		2:02.006	33.485	37.403	51.118	232.7	12:19.838	6		2:02.487	33.874	37.468	51.145	231.7	12:36.221
7		2:01.532	33.427	37.352	50.753	231.7	14:21.370	7		2:04.709	33.813	37.746	53.150	231.7	14:40.930
8		2:01.505	33.390	37.309	50.806	231.7	16:22.875	8		2:04.076	34.893	37.836	51.347	230.7	16:45.006
9		2:02.908	33.823	37.276	51.809	233.7	18:25.783	9		2:03.263	34.103	37.848	51.312	231.2	18:48.269
10		2:01.487	33.388	37.378	50.721	233.2	20:27.270	10		2:02.412	33.867	37.416	51.129	230.2	20:50.681
11		2:01.164	33.355	37.117	50.692	233.2	22:28.434	11		2:02.420	33.524	37.254	51.642	231.7	22:53.101
12		2:01.630	33.354	37.423	50.853	233.7	24:30.064	12		2:01.943	33.469	37.483	50.991	233.2	24:55.044
13		2:00.976	33.318	37.099	50.559	233.7	26:31.040	13		2:02.441	33.862	37.511	51.068	232.7	26:57.485
14		2:01.180	33.277	37.111	50.792	234.7	28:32.220	14		2:02.427	33.685	37.542	51.200	233.7	28:59.912
15		2:01.567	33.417	37.290	50.860	234.7	30:33.787	15		2:02.115	33.744	37.527	50.844	233.2	31:02.027
16		2:01.471	33.427	37.057	50.987	233.7	32:35.258	16		2:01.879	33.450	37.640	50.789	232.7	33:03.906

65 Santiago RAMOS							Formula Alpine 73 Emerson FITTIPALDI Jr.								
RPM							SAINTELOC RACING								
Lap	D	Time	Sector 1	Sector 2	Sector 3	T. Spd	Elapsed	Lap	D	Time	Sector 1	Sector 2	Sector 3	T. Spd	Elapsed
1		2:07.202	38.304	37.673	51.225	195.2	2:07.202	1		2:14.183	43.167	38.883	52.133	220.4	2:14.183
2		2:02.222	33.500	37.461	51.261	236.3	4:09.424	2		2:03.217	34.198	37.554	51.465	234.7	4:17.400
3		2:01.924	33.566	37.421	50.937	236.3	6:11.348	3		2:04.129	34.013	38.225	51.891	235.8	6:21.529
4		2:01.777	33.425	37.280	51.072	235.8	8:13.125	4		2:03.812	34.782	37.557	51.473	232.7	8:25.341
5		2:01.554	33.241	37.356	50.957	240.0	10:14.679	5		2:02.578	33.843	37.575	51.160	233.7	10:27.919
6		2:01.356	33.311	37.143	50.902	234.7	12:16.035	6		2:02.074	33.408	37.547	51.119	234.7	12:29.993
7		2:01.281	33.299	37.314	50.668	235.2	14:17.316	7		2:01.947	33.545	37.368	51.034	235.2	14:31.940
8		2:01.492	33.317	37.283	50.892	234.7	16:18.808	8		2:01.763	33.583	37.035	51.145	235.8	16:33.703
9		2:01.717	33.307	37.512	50.898	234.2	18:20.525	9		2:02.077	33.644	37.437	50.996	235.8	18:35.780
10		2:01.792	33.423	37.524	50.845	234.2	20:22.317	10		2:02.411	33.493	37.926	50.992	235.2	20:38.191
11		2:01.600	33.339	37.193	51.068	234.2	22:23.917	11		2:02.327	33.458	37.493	51.376	236.3	22:40.518
12		2:01.696	33.300	37.367	51.029	235.2	24:25.613	12		2:02.253	33.403	37.701	51.149	232.7	24:42.771
13		2:01.846	33.356	37.065	51.425	233.7	26:27.459	13		2:03.698	33.525	38.075	52.098	232.2	26:46.469
14		2:02.224	34.030	37.174	51.020	234.2	28:29.683	14		2:02.701	34.140	37.368	51.193	229.7	28:49.170
15		2:02.590	33.342	37.782	51.466	233.2	30:32.273	15		2:02.442	33.649	37.572	51.221	235.2	30:51.612
16		2:01.589	33.425	37.297	50.867	235.8	32:33.862	16		2:02.792	33.605	37.952	51.235	235.2	32:54.404



Paul Ricard
Formula Regional Championship by Alpine
Race - 2
Lap Analysis

77

Tim TRAMNITZ

Formula Alpine 88

Matias ZAGAZETA

Formula Alpine

R-ACE GP

R-ACE GP

Lap	D	Time	Sector 1	Sector 2	Sector 3	T. Spd	Elapsed	Lap	D	Time	Sector 1	Sector 2	Sector 3	T. Spd	Elapsed
1		2:06.282	37.365	37.652	51.265	192.8	2:06.282	1		2:12.812	42.089	38.639	52.084	216.0	2:12.812
2		2:01.880	33.355	37.551	50.974	232.2	4:08.162	2		2:02.939	33.935	37.614	51.390	235.2	4:15.751
3		2:01.755	33.320	37.441	50.994	232.7	6:09.917	3		2:03.482	34.430	37.663	51.389	236.3	6:19.233
4		2:01.676	33.409	37.450	50.817	233.7	8:11.593	4		2:02.765	33.871	37.749	51.145	236.3	8:21.998
5		2:01.496	33.325	37.356	50.815	232.2	10:13.089	5		2:02.437	33.608	37.647	51.182	234.2	10:24.435
6		2:01.160	33.207	37.374	50.579	232.2	12:14.249	6		2:02.629	34.211	37.523	50.895	232.2	12:27.064
7		2:01.074	33.223	37.246	50.605	231.2	14:15.323	7		2:01.796	33.492	37.476	50.828	233.2	14:28.860
8		2:01.370	33.224	37.363	50.783	231.7	16:16.693	8		2:01.746	33.506	37.285	50.955	232.2	16:30.606
9		2:01.222	33.275	37.320	50.627	232.2	18:17.915	9		2:01.876	33.495	37.408	50.973	234.2	18:32.482
10		2:01.141	33.198	37.347	50.596	232.7	20:19.056	10		2:01.830	33.436	37.485	50.909	234.2	20:34.312
11		2:01.114	33.173	37.236	50.705	232.2	22:20.170	11		2:01.571	33.438	37.063	51.070	234.2	22:35.883
12		2:01.079	33.270	37.056	50.753	232.7	24:21.249	12		2:01.860	33.438	37.347	51.075	234.7	24:37.743
13		2:00.983	33.227	37.088	50.668	233.7	26:22.232	13		2:02.407	33.752	37.318	51.337	237.8	26:40.150
14		2:00.924	33.179	37.059	50.686	233.7	28:23.156	14		2:02.963	33.837	37.363	51.763	237.8	28:43.113
15		2:01.002	33.225	37.045	50.732	233.7	30:24.158	15		2:03.100	34.247	37.594	51.259	235.8	30:46.213
16		2:01.794	33.241	37.198	51.355	234.2	32:25.952	16		2:02.470	33.739	37.319	51.412	234.7	32:48.683

85

Macéo CAPIETTO

Formula Alpine 99

Giovanni MASCHIO

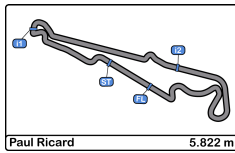
Formula Alpine

RPM

MONOLITE RACING

Lap	D	Time	Sector 1	Sector 2	Sector 3	T. Spd	Elapsed	Lap	D	Time	Sector 1	Sector 2	Sector 3	T. Spd	Elapsed
1		2:10.162	40.307	38.009	51.846	204.9	2:10.162	1		2:15.592	43.700	39.549	52.343	219.0	2:15.592
2		2:02.378	33.775	37.328	51.275	237.3	4:12.540	2		2:04.294	34.657	37.946	51.691	236.3	4:19.886
3		2:02.491	33.633	37.499	51.359	235.2	6:15.031	3		2:03.187	33.894	37.603	51.690	233.7	6:23.073
4		2:02.322	33.868	37.469	50.985	234.2	8:17.353	4		2:03.454	34.351	37.522	51.581	235.2	8:26.527
5		2:01.902	33.563	37.398	50.941	234.2	10:19.255	5		2:03.281	33.797	37.944	51.540	232.7	10:29.808
6		2:01.807	33.457	37.320	51.030	233.7	12:21.062	6		2:03.475	33.799	38.020	51.656	231.2	12:33.283
7		2:02.286	33.561	37.709	51.016	235.2	14:23.348	7		2:03.274	33.622	37.828	51.824	232.7	14:36.557
8		2:01.872	33.437	37.409	51.026	232.7	16:25.220	8		2:03.766	34.413	37.934	51.419	228.8	16:40.323
9		2:02.469	33.646	37.594	51.229	233.7	18:27.689	9		2:02.687	33.717	37.536	51.434	232.7	18:43.010
10		2:01.886	33.486	37.706	50.694	236.8	20:29.575	10		2:02.561	33.537	37.883	51.141	233.2	20:45.571
11		2:01.853	33.417	37.366	51.070	234.2	22:31.428	11		2:03.313	33.969	37.994	51.350	233.2	22:48.884
12		2:02.382	33.474	37.631	51.277	234.2	24:33.810	12		2:02.864	33.671	37.935	51.258	233.2	24:51.748
13		2:03.360	34.526	37.734	51.100	233.2	26:37.170	13		2:02.664	33.207	38.181	51.276	232.7	26:54.412
14		2:01.957	33.291	37.613	51.053	233.7	28:39.127	14		2:02.817	33.622	37.639	51.556	233.2	28:57.229
15		2:03.295	33.989	38.073	51.233	232.2	30:42.422	15		2:02.773	33.580	37.900	51.293	231.7	31:00.002
16		2:02.458	33.422	37.552	51.484	232.7	32:44.880	16		2:02.587	33.578	37.728	51.281	231.7	33:02.589





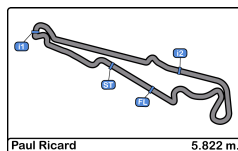
Paul Ricard
Formula Regional Championship by Alpine
Race - 2



Analysis by Lap

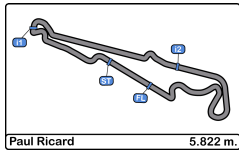
Num	Lap Time	Gap	Num	Lap Time	Gap	Num	Lap Time	Gap	Num	Lap Time	Gap
73	2:02.077	20.557	88	2:01.571	18.751	15	2:02.489	20.433	8	2:03.080	22.498
5	2:02.053	21.419	21	2:01.558	19.450	4	2:03.238	20.644	30	2:03.040	23.026
13	2:02.196	23.169	73	2:02.327	23.386	26	2:02.464	20.867	15	2:02.509	23.107
33	2:02.958	24.402	5	2:02.395	23.934	88	2:02.407	21.213	25	2:02.611	23.870
29	2:02.678	26.879	13	2:02.008	25.034	21	2:02.000	21.479	4	2:02.685	24.322
99	2:02.687	27.787	33	2:01.992	26.526	5	2:02.546	26.878	26	2:02.660	24.659
68	2:03.263	33.046	29	2:02.628	29.980	73	2:03.698	27.532	21	2:02.723	25.188
23	2:02.605	1 Lap	99	2:03.313	31.752	13	2:02.025	27.647	88	2:03.100	25.679
Num	Lap Time	Gap	68	2:02.420	35.969	33	2:02.087	29.078	5	2:01.653	28.869
Lap 10			9	2:28.715	49.280	29	2:02.357	32.864	13	2:01.743	29.690
12	2:01.051		23	2:02.249	1 Lap	99	2:02.664	35.475	73	2:02.442	31.078
19	2:01.281	01.873	Num	Lap Time	Gap	68	2:02.441	38.548	33	2:02.548	32.349
77	2:01.141	02.782	Lap 12			9	2:02.057	54.616	29	2:01.894	35.691
34	2:01.342	03.842	12	2:00.927		23	2:02.725	1 Lap	99	2:02.773	39.468
65	2:01.792	06.043	19	2:01.178	02.359	Num	Lap Time	Gap	68	2:02.115	41.493
3	2:01.099	07.788	77	2:01.079	03.190	Lap 14			9	2:01.665	56.937
10	2:01.468	10.447	34	2:01.282	04.459	12	2:00.688		23	2:02.503	1 Lap
64	2:01.487	10.996	65	2:01.696	07.554	19	2:01.093	02.958	Num	Lap Time	Gap
43	2:01.895	11.787	3	2:01.231	08.023	77	2:00.924	03.531	Lap 16		
85	2:01.886	13.301	10	2:01.294	11.127	34	2:01.247	05.107	12	2:00.755	
30	2:02.193	13.806	64	2:01.630	12.005	65	2:02.224	10.058	19	2:02.002	04.438
25	2:02.190	14.389	43	2:01.373	12.682	3	2:02.591	10.583	77	2:01.794	04.663
27	2:01.762	14.636	85	2:02.382	15.751	10	2:01.539	12.114	34	2:01.034	05.461
4	2:02.682	15.459	27	2:01.701	16.021	64	2:01.180	12.595	3	2:00.930	11.323
8	2:01.295	15.529	30	2:02.948	16.702	43	2:01.209	13.336	65	2:01.589	12.573
26	2:02.356	16.211	8	2:01.503	16.972	85	2:01.957	19.502	10	2:01.308	13.235
15	2:01.518	16.710	25	2:01.925	17.582	27	2:02.164	20.086	64	2:01.471	13.969
88	2:01.830	18.038	4	2:02.080	18.284	8	2:02.104	20.327	43	2:01.329	14.339
21	2:01.598	18.750	15	2:01.800	18.822	30	2:01.968	20.895	85	2:02.458	23.591
9	2:02.405	21.423	26	2:02.626	19.281	15	2:01.762	21.507	27	2:02.314	23.834
73	2:02.411	21.917	88	2:01.860	19.684	25	2:02.875	22.168	8	2:02.255	23.998
5	2:02.029	22.397	21	2:01.834	20.357	4	2:02.590	22.546	30	2:02.621	24.892
13	2:01.766	23.884	73	2:02.253	24.712	26	2:02.729	22.908	15	2:02.839	25.191
33	2:02.041	25.392	5	2:02.203	25.210	21	2:02.583	23.374	25	2:02.647	25.762
29	2:02.382	28.210	13	2:02.393	26.500	88	2:02.963	23.488	4	2:02.872	26.439
99	2:02.561	29.297	33	2:02.270	27.869	5	2:01.935	28.125	26	2:02.924	26.828
68	2:02.412	34.407	29	2:02.332	31.385	13	2:01.897	28.856	21	2:02.490	26.923
23	2:02.418	1 Lap	99	2:02.864	33.689	73	2:02.701	29.545	88	2:02.470	27.394
Num	Lap Time	Gap	68	2:01.943	36.985	33	2:02.320	30.710	5	2:01.757	29.871
Lap 11			9	2:05.084	53.437	29	2:02.530	34.706	13	2:02.000	30.935
12	2:00.858		23	2:03.259	1 Lap	99	2:02.817	37.604	73	2:02.792	33.115
19	2:01.093	02.108	Num	Lap Time	Gap	68	2:02.427	40.287	33	2:02.511	34.105
77	2:01.114	03.038	Lap 13			9	2:02.253	56.181	29	2:02.002	36.938
34	2:01.120	04.104	12	2:00.878		23	2:02.520	1 Lap	99	2:02.587	41.300
65	2:01.600	06.785	19	2:01.072	02.553	Num	Lap Time	Gap	68	2:01.879	42.617
3	2:00.789	07.719	77	2:00.983	03.295	Lap 15			9	2:01.948	58.130
10	2:01.171	10.760	34	2:00.967	04.548	12	2:00.909		23	2:02.456	1 Lap
64	2:01.164	11.302	65	2:01.846	08.522	19	2:01.142	03.191			
43	2:01.307	12.236	3	2:01.535	08.680	77	2:01.002	03.624			
85	2:01.853	14.296	10	2:01.014	11.263	34	2:00.984	05.182			
30	2:01.733	14.681	64	2:00.976	12.103	3	2:01.474	11.148			
27	2:01.469	15.247	43	2:01.011	12.815	65	2:02.590	11.739			
8	2:01.725	16.396	85	2:03.360	18.233	10	2:01.477	12.682			
25	2:03.053	16.584	27	2:03.467	18.610	64	2:01.567	13.253			
4	2:02.530	17.131	8	2:02.817	18.911	43	2:01.338	13.765			
26	2:02.229	17.582	30	2:03.791	19.615	85	2:03.295	21.888			
15	2:02.097	17.949	25	2:03.277	19.981	27	2:03.098	22.275			







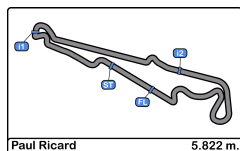
Paul Ricard
Formula Regional Championship by Alpine
Race - 2
Best Sectors Results

Sector - 1			Sector - 2			Sector - 3			Ideal Lap vs Best Lap						
Clas	Nº	Driver	Time	Nº	Driver	Time	Nº	Driver	Time	Clas	Nº	Driver	Ideal Lap	Best Lap	Clas
1	12	Andrea Kimi ANTONELLI	33.096	15	Sami MEGUETOUNIF	35.835	12	Andrea Kimi ANTONELLI	50.460	1	15	Sami MEGUETOUNIF	1:59.925	2:01.397	12
2	3	Alessandro GIUSTI	33.114	8	Rafael CAMARA	36.884	8	Rafael CAMARA	50.508	2	12	Andrea Kimi ANTONELLI	2:00.571	2:00.688	1
3	19	Esteban MASSON	33.146	5	Tom LEBBON	36.901	64	Maya WEUG	50.559	3	19	Esteban MASSON	2:00.739	2:01.072	8
4	77	Tim TRAMNITZ	33.173	27	Kas HAVERKORT	36.924	77	Tim TRAMNITZ	50.579	4	8	Rafael CAMARA	2:00.740	2:01.192	9
5	43	Owen	33.175	3	Alessandro GIUSTI	36.936	27	Kas HAVERKORT	50.601	5	3	Alessandro GIUSTI	2:00.747	2:00.789	2
6	34	Martinius STENSHORNE	33.207	34	Martinius STENSHORNE	36.943	34	Martinius STENSHORNE	50.624	6	34	Martinius STENSHORNE	2:00.774	2:00.967	4
7	99	Giovanni MASCHIO	33.207	19	Esteban MASSON	36.960	25	Marcus AMAND	50.624	7	77	Tim TRAMNITZ	2:00.797	2:00.924	3
8	10	Joshua DURKSEN	33.214	10	Joshua DURKSEN	36.967	18	Laurens VAN HOEPEN	50.632	8	10	Joshua DURKSEN	2:00.859	2:01.014	7
9	65	Santiago RAMOS	33.241	26	Victor BERNIER	36.983	19	Esteban MASSON	50.633	9	27	Kas HAVERKORT	2:00.868	2:01.233	10
10	9	Charlie WURZ	33.250	4	Roman BILINSKI	37.009	65	Santiago RAMOS	50.668	10	43	Owen	2:00.888	2:01.011	6
11	33	Lucas MEDINA	33.250	12	Andrea Kimi ANTONELLI	37.015	10	Joshua DURKSEN	50.678	11	64	Maya WEUG	2:00.893	2:00.976	5
12	64	Maya WEUG	33.277	43	Owen	37.034	43	Owen	50.679	12	65	Santiago RAMOS	2:00.974	2:01.281	11
13	85	Macéo CAPIETTO	33.291	73	Emerson FITTIPALDI Jr.	37.035	85	Macéo CAPIETTO	50.694	13	26	Victor BERNIER	2:01.010	2:01.415	13
14	26	Victor BERNIER	33.308	77	Tim TRAMNITZ	37.045	3	Alessandro GIUSTI	50.697	14	18	Laurens VAN HOEPEN	2:01.072	2:01.446	14
15	29	Enzo SCIONTI	33.333	64	Maya WEUG	37.057	21	Kirill SMAL	50.717	15	5	Tom LEBBON	2:01.178	2:01.653	17
16	15	Sami MEGUETOUNIF	33.334	88	Matias ZAGAZETA	37.063	26	Victor BERNIER	50.719	16	25	Marcus AMAND	2:01.192	2:01.734	20
17	21	Kirill SMAL	33.334	65	Santiago RAMOS	37.065	15	Sami MEGUETOUNIF	50.756	17	21	Kirill SMAL	2:01.305	2:01.467	15
18	18	Laurens VAN HOEPEN	33.339	18	Laurens VAN HOEPEN	37.101	9	Charlie WURZ	50.772	18	85	Macéo CAPIETTO	2:01.305	2:01.807	23
19	27	Kas HAVERKORT	33.343	30	Michael BELOV	37.139	68	Niels KOOLEN	50.789	19	88	Matias ZAGAZETA	2:01.327	2:01.571	16
20	8	Rafael CAMARA	33.348	25	Marcus AMAND	37.176	7	Lorenzo FLUXA	50.802	20	13	Joshua DUFEK	2:01.426	2:01.743	21
21	5	Tom LEBBON	33.385	13	Joshua DUFEK	37.185	30	Michael BELOV	50.825	21	73	Emerson FITTIPALDI Jr.	2:01.430	2:01.763	22
22	25	Marcus AMAND	33.392	7	Lorenzo FLUXA	37.197	88	Matias ZAGAZETA	50.828	22	9	Charlie WURZ	2:01.431	2:01.665	18
23	73	Emerson FITTIPALDI Jr.	33.403	21	Kirill SMAL	37.254	13	Joshua DUFEK	50.835	23	30	Michael BELOV	2:01.432	2:01.733	19
24	13	Joshua DUFEK	33.406	68	Niels KOOLEN	37.254	5	Tom LEBBON	50.892	24	4	Roman BILINSKI	2:01.480	2:01.822	24
25	4	Roman BILINSKI	33.411	33	Lucas MEDINA	37.286	23	Ivan KLYMENKO	50.938	25	68	Niels KOOLEN	2:01.493	2:01.879	27
26	23	Ivan KLYMENKO	33.425	85	Macéo CAPIETTO	37.320	47	Nikhil BOHRA	50.939	26	7	Lorenzo FLUXA	2:01.546	2:01.841	26
27	88	Matias ZAGAZETA	33.436	29	Enzo SCIONTI	37.338	29	Enzo SCIONTI	50.971	27	33	Lucas MEDINA	2:01.593	2:01.992	29
28	68	Niels KOOLEN	33.450	47	Nikhil BOHRA	37.340	73	Emerson FITTIPALDI Jr.	50.992	28	29	Enzo SCIONTI	2:01.642	2:01.894	28
29	47	Nikhil BOHRA	33.456	9	Charlie WURZ	37.409	33	Lucas MEDINA	51.057	29	47	Nikhil BOHRA	2:01.735	2:01.837	25
30	30	Michael BELOV	33.468	99	Giovanni MASCHIO	37.522	4	Roman BILINSKI	51.060	30	99	Giovanni MASCHIO	2:01.870	2:02.561	31
31	7	Lorenzo FLUXA	33.547	23	Ivan KLYMENKO	37.701	99	Giovanni MASCHIO	51.141	31	23	Ivan KLYMENKO	2:02.064	2:02.249	30
32	28	Pierre - Alexandre PROVOST	34.572	11	Levente REVESZ	38.904	28	Pierre - Alexandre PROVOST	52.118	32	28	Pierre - Alexandre PROVOST	2:05.608	2:05.757	32
33	11	Levente REVESZ	43.485	28	Pierre - Alexandre PROVOST	38.918	11	Levente REVESZ	4:24.649	33	11	Levente REVESZ	5:47.038	6:44.977	33



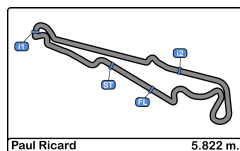
Paul Ricard
Formula Regional Championship by Alpine
Race - 2
Leader Sequence

N°	Driver	Nat	Cat	Clas	Team	Nat	Vehicle	Start Lap	End Lap	Laps	Total Laps
12	Andrea Kimi ANTONELLI		€		PREMA RACING		Formula Alpine	1	16	16	16



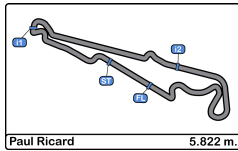
Paul Ricard
Formula Regional Championship by Alpine
Race - 2
Best 5 Lap Times

Cls	N°	Driver	Nat	Cat	Cls	Team	Nat	Vehicle	Best 1		Best 2		Best 3		Best 4		Best 5	
									Time	Lap	Time	Lap	Time	Lap	Time	Lap	Time	Lap
1	12	Andrea Kimi				PREMA RACING		Formula Alpine	2:00.688	14	2:00.755	16	2:00.858	11	2:00.878	13	2:00.909	15
2	3	Alessandro GIUSTI		R	1	G4 RACING		Formula Alpine	2:00.789	11	2:00.930	16	2:01.099	10	2:01.231	12	2:01.400	7
3	77	Tim TRAMNITZ				R-ACE GP		Formula Alpine	2:00.924	14	2:00.983	13	2:01.002	15	2:01.074	7	2:01.079	12
4	34	Martinius		R	2	R-ACE GP		Formula Alpine	2:00.967	13	2:00.984	15	2:01.034	16	2:01.120	11	2:01.149	7
5	64	Maya WEUG		R	3	KIC MOTORSPORT		Formula Alpine	2:00.976	13	2:01.164	11	2:01.180	14	2:01.471	16	2:01.478	5
6	43	Owen				TRIDENT		Formula Alpine	2:01.011	13	2:01.209	14	2:01.307	11	2:01.329	16	2:01.338	15
7	10	Joshua DURKSEN				ARDEN		Formula Alpine	2:01.014	13	2:01.171	11	2:01.294	12	2:01.308	16	2:01.444	7
8	19	Esteban MASSON				SAINTELOC RACING		Formula Alpine	2:01.072	13	2:01.093	11	2:01.093	14	2:01.137	7	2:01.142	15
9	8	Rafael CAMARA				PREMA RACING		Formula Alpine	2:01.192	9	2:01.295	10	2:01.399	6	2:01.503	12	2:01.613	8
10	27	Kas HAVERKORT				VAN AMERSFOORT		Formula Alpine	2:01.233	9	2:01.240	6	2:01.469	11	2:01.470	8	2:01.701	12
11	65	Santiago RAMOS				RPM		Formula Alpine	2:01.281	7	2:01.356	6	2:01.492	8	2:01.554	5	2:01.589	16
12	15	Sami				MP MOTORSPORT		Formula Alpine	2:01.397	9	2:01.518	10	2:01.762	14	2:01.800	12	2:01.822	6
13	26	Victor BERNIER				MP MOTORSPORT		Formula Alpine	2:01.415	9	2:01.660	8	2:01.946	7	2:01.968	5	2:02.209	4
14	18	Laurens VAN				ART GRAND PRIX		Formula Alpine	2:01.446	5	2:01.486	7	2:01.494	4	2:01.642	6	2:01.736	8
15	21	Kirill SMAL		R	4	MONOLITE RACING		Formula Alpine	2:01.467	8	2:01.558	11	2:01.585	9	2:01.598	10	2:01.834	12
16	88	Matias ZAGAZETA				R-ACE GP		Formula Alpine	2:01.571	11	2:01.746	8	2:01.796	7	2:01.830	10	2:01.860	12
17	5	Tom LEBBON		R	5	ARDEN		Formula Alpine	2:01.653	15	2:01.757	16	2:01.935	14	2:02.029	10	2:02.053	9
18	9	Charlie WURZ				ART GRAND PRIX		Formula Alpine	2:01.665	15	2:01.948	16	2:02.007	9	2:02.057	13	2:02.094	6
19	30	Michael BELOV				G4 RACING		Formula Alpine	2:01.733	11	2:01.777	8	2:01.783	7	2:01.968	14	2:02.070	5
20	25	Marcus AMAND		R	6	ART GRAND PRIX		Formula Alpine	2:01.734	8	2:01.818	7	2:01.901	5	2:01.925	12	2:02.079	9
21	13	Joshua DUFEK				VAN AMERSFOORT		Formula Alpine	2:01.743	15	2:01.766	10	2:01.861	8	2:01.897	14	2:02.000	16
22	73	Emerson		R	7	SAINTELOC RACING		Formula Alpine	2:01.763	8	2:01.947	7	2:02.074	6	2:02.077	9	2:02.253	12
23	85	Macéo CAPIETTO				RPM		Formula Alpine	2:01.807	6	2:01.853	11	2:01.872	8	2:01.886	10	2:01.902	5
24	4	Roman BILINSKI				TRIDENT		Formula Alpine	2:01.822	5	2:01.847	8	2:01.959	7	2:02.059	9	2:02.067	3
25	47	Nikhil BOHRA				TRIDENT		Formula Alpine	2:01.837	5	2:01.895	4	2:02.033	6	2:02.296	7	2:02.487	3
26	7	Lorenzo FLUXA				PREMA RACING		Formula Alpine	2:01.841	5	2:01.955	4	2:01.976	7	2:02.183	6	2:02.850	2
27	68	Niels KOOLEN				VAN AMERSFOORT		Formula Alpine	2:01.879	16	2:01.943	12	2:02.115	15	2:02.412	10	2:02.420	11
28	29	Enzo SCIONTI				MONOLITE RACING		Formula Alpine	2:01.894	15	2:02.002	16	2:02.332	12	2:02.357	13	2:02.382	10
29	33	Lucas MEDINA		R	8	SAINTELOC RACING		Formula Alpine	2:01.992	11	2:02.041	10	2:02.087	13	2:02.270	12	2:02.320	14
30	23	Ivan KLYMENKO		R	9	KIC MOTORSPORT		Formula Alpine	2:02.249	10	2:02.415	5	2:02.418	9	2:02.456	15	2:02.503	14
31	99	Giovanni MASCHIO				MONOLITE RACING		Formula Alpine	2:02.561	10	2:02.587	16	2:02.664	13	2:02.687	9	2:02.773	15
32	28	Pierre - Alexandre		R	10	G4 RACING		Formula Alpine	2:05.757	2	2:16.984	1						
33	11	Levente REVESZ				ARDEN		Formula Alpine	6:44.977	1								



















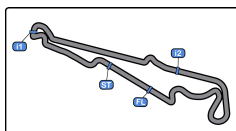
Paul Ricard
Formula Regional Championship by Alpine
Race - 2
Best 5 Top Speeds

Clas	Nº	Driver	Nat	Cat	Cls	Team	Nat	Vehicle	Top 1		Top 2		Top 3		Top 4		Top 5		Avg
									Km/h	Lap	Km/h	Lap	Km/h	Lap	Km/h	Lap	Km/h	Lap	
1	27	Kas HAVERKORT				VAN AMERSFOORT		Formula Alpine	240.5	2	239.4	3	239.4	4	238.4	5	238.4	11	239.2
2	21	Kirill SMAL		R	1	MONOLITE RACING		Formula Alpine	240.0	14	239.4	2	238.4	3	238.4	5	237.3	6	238.7
3	65	Santiago RAMOS				RPM		Formula Alpine	240.0	5	236.3	2	236.3	3	235.8	4	235.8	16	236.8
4	7	Lorenzo FLUXA				PREMA RACING		Formula Alpine	239.4	3	237.8	2	237.8	4	237.8	5	237.8	8	238.2
5	8	Rafael CAMARA				PREMA RACING		Formula Alpine	239.4	4	238.4	2	238.4	10	238.4	13	237.8	3	238.5
6	4	Roman BILINSKI				TRIDENT		Formula Alpine	238.9	14	237.8	2	237.3	7	237.3	15	236.8	4	237.6
7	10	Joshua DURKSEN				ARDEN		Formula Alpine	238.9	2	236.3	3	235.2	4	235.2	5	235.2	14	236.2
8	3	Alessandro GIUSTI		R	2	G4 RACING		Formula Alpine	238.4	13	237.8	4	237.3	12	236.3	15	235.8	3	237.1
9	13	Joshua DUFEK				VAN AMERSFOORT		Formula Alpine	238.4	14	235.2	4	235.2	12	234.7	6	234.2	16	235.6
10	15	Sami				MP MOTORSPORT		Formula Alpine	238.4	12	237.8	3	237.3	8	237.3	16	236.8	11	237.5
11	25	Marcus AMAND		R	3	ART GRAND PRIX		Formula Alpine	238.4	6	238.4	12	236.8	14	236.3	5	235.8	16	237.1
12	26	Victor BERNIER				MP MOTORSPORT		Formula Alpine	237.8	14	237.3	11	236.8	2	236.3	10	236.3	16	236.9
13	28	Pierre - Alexandre		R	4	G4 RACING		Formula Alpine	237.8	2	236.8	3	219.5	1					231.4
14	33	Lucas MEDINA		R	5	SAINTELOC RACING		Formula Alpine	237.8	2	235.2	5	234.7	4	233.7	9	233.2	14	234.9
15	88	Matias ZAGAZETA				R-ACE GP		Formula Alpine	237.8	13	237.8	14	236.3	3	236.3	4	235.8	15	236.8
16	5	Tom LEBBON		R	6	ARDEN		Formula Alpine	237.3	11	236.8	4	236.8	8	236.3	3	235.8	13	236.6
17	43	Owen				TRIDENT		Formula Alpine	237.3	10	237.3	14	236.8	4	236.8	13	236.3	11	236.9
18	85	Macéo CAPIETTO				RPM		Formula Alpine	237.3	2	236.8	10	235.2	3	235.2	7	234.2	4	235.8
19	30	Michael BELOV				G4 RACING		Formula Alpine	236.8	4	236.3	10	234.7	3	234.7	12	234.2	2	235.4
20	23	Ivan KLYMENKO		R	7	KIC MOTORSPORT		Formula Alpine	236.3	2	233.2	3	229.2	9	228.8	11	228.8	12	231.3
21	47	Nikhil BOHRA				TRIDENT		Formula Alpine	236.3	3	236.3	5	236.3	7	235.8	6	235.2	4	236.0
22	68	Niels KOOLEN				VAN AMERSFOORT		Formula Alpine	236.3	2	235.2	4	234.2	5	233.7	14	233.2	12	234.5
23	73	Emerson FITTIPALDI		R	8	SAINTELOC RACING		Formula Alpine	236.3	11	235.8	3	235.8	8	235.8	9	235.2	7	235.8
24	99	Giovanni MASCHIO				MONOLITE RACING		Formula Alpine	236.3	2	235.2	4	233.7	3	233.2	10	233.2	11	234.3
25	29	Enzo SCIONTI				MONOLITE RACING		Formula Alpine	235.8	2	234.7	4	234.2	3	232.2	6	231.2	7	233.6
26	9	Charlie WURZ				ART GRAND PRIX		Formula Alpine	234.7	3	234.7	4	233.7	5	233.2	7	232.7	6	233.8
27	34	Martinius		R	9	R-ACE GP		Formula Alpine	234.7	4	234.7	5	234.7	12	234.2	3	233.7	2	234.4
28	64	Maya WEUG		R	10	KIC MOTORSPORT		Formula Alpine	234.7	4	234.7	14	234.7	15	234.2	3	233.7	2	234.4
29	18	Laurens VAN				ART GRAND PRIX		Formula Alpine	234.2	3	233.7	6	233.2	2	233.2	5	232.7	7	233.4
30	77	Tim TRAMNITZ				R-ACE GP		Formula Alpine	234.2	16	233.7	4	233.7	13	233.7	14	233.7	15	233.8
31	19	Esteban MASSON				SAINTELOC RACING		Formula Alpine	233.7	12	233.2	14	232.7	4	232.7	13	232.2	2	232.9
32	12	Andrea Kimi				PREMA RACING		Formula Alpine	232.2	10	232.2	14	231.7	5	231.7	13	231.7	15	231.9
33	11	Levente REVESZ				ARDEN		Formula Alpine	219.9	1	145.5	2							182.7



Paul Ricard
Formula Regional Championship by Alpine
Race - 2
Fastest Laps Sequence

Lap	Time of Day	Session Time	N° Driver	Nat	Cat	Team	Nat	Vehicle	Time	Km/h
2	16:45:23.786	4:06.786	12 Andrea Kimi		ITA	PREMA RACING		Formula Alpine	2:01.617	172.3
4	16:49:26.799	8:09.799	12 Andrea Kimi		ITA	PREMA RACING		Formula Alpine	2:01.310	172.7
5	16:51:29.006	10:12.006	19 Esteban MASSON		FRA	SAINTELOC RACING		Formula Alpine	2:01.193	172.9
6	16:53:29.310	12:12.310	12 Andrea Kimi		ITA	PREMA RACING		Formula Alpine	2:01.111	173.0
7	16:55:30.298	14:13.298	12 Andrea Kimi		ITA	PREMA RACING		Formula Alpine	2:00.989	173.2
11	17:03:34.281	22:17.281	12 Andrea Kimi		ITA	PREMA RACING		Formula Alpine	2:00.858	173.4
11	17:03:42.000	22:25.000	3 Alessandro GIUSTI		FRA	R G4 RACING		Formula Alpine	2:00.789	173.5
14	17:09:36.774	28:19.774	12 Andrea Kimi		ITA	PREMA RACING		Formula Alpine	2:00.688	173.6



Paul Ricard

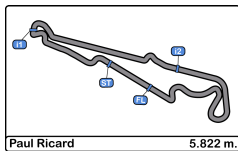
Formula Regional Championship by Alpine

Race - 2

Event Best Maximum Speed

Paul Ricard 5,822 m.

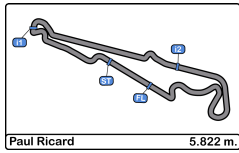
N°	Driver	Nat	Cat	Clas	Team	Nat	Vehicle	Km/h	Session
27	Kas HAVERKORT				VAN AMERSFOORT		Formula Alpine	240.5	Race - 2
65	Santiago RAMOS				RPM		Formula Alpine	240.0	Race - 2
21	Kirill SMAL		R	1	MONOLITE RACING		Formula Alpine	240.0	Race - 2
28	Pierre - Alexandre		R	2	G4 RACING		Formula Alpine	239.4	Race - 1
7	Lorenzo FLUXA				PREMA RACING		Formula Alpine	239.4	Race - 2
8	Rafael CAMARA				PREMA RACING		Formula Alpine	239.4	Race - 2
85	Macéo CAPIETTO				RPM		Formula Alpine	238.9	Race - 1
10	Joshua DURKSEN				ARDEN		Formula Alpine	238.9	Race - 2
4	Roman BILINSKI				TRIDENT		Formula Alpine	238.9	Race - 2
25	Marcus AMAND		R	3	ART GRAND PRIX		Formula Alpine	238.4	Race - 2
15	Sami				MP MOTORSPORT		Formula Alpine	238.4	Race - 2
3	Alessandro GIUSTI		R	4	G4 RACING		Formula Alpine	238.4	Race - 2
13	Joshua DUFEK				VAN AMERSFOORT		Formula Alpine	238.4	Race - 2
64	Maya WEUG		R	5	KIC MOTORSPORT		Formula Alpine	237.8	Race - 1
33	Lucas MEDINA		R	6	SAINTELOC RACING		Formula Alpine	237.8	Race - 2
26	Victor BERNIER				MP MOTORSPORT		Formula Alpine	237.8	Race - 2
88	Matias ZAGAZETA				R-ACE GP		Formula Alpine	237.8	Race - 2
99	Giovanni MASCHIO				MONOLITE RACING		Formula Alpine	237.3	Race - 1
5	Tom LEBBON		R	7	ARDEN		Formula Alpine	237.3	Race - 2
43	Owen				TRIDENT		Formula Alpine	237.3	Race - 2
9	Charlie WURZ				ART GRAND PRIX		Formula Alpine	236.8	Race - 1
30	Michael BELOV				G4 RACING		Formula Alpine	236.8	Race - 2
68	Niels KOOLEN				VAN AMERSFOORT		Formula Alpine	236.3	Race - 2
23	Ivan KLYMENKO		R	8	KIC MOTORSPORT		Formula Alpine	236.3	Race - 2
47	Nikhil BOHRA				TRIDENT		Formula Alpine	236.3	Race - 2
73	Emerson FITTIPALDI		R	9	SAINTELOC RACING		Formula Alpine	236.3	Race - 2
29	Enzo SCIONTI				MONOLITE RACING		Formula Alpine	235.8	Race - 2
77	Tim TRAMNITZ				R-ACE GP		Formula Alpine	235.2	Race - 1
18	Laurens VAN				ART GRAND PRIX		Formula Alpine	235.2	Qualifying 2 - Group B
19	Esteban MASSON				SAINTELOC RACING		Formula Alpine	234.7	Race - 1
11	Levente REVESZ				ARDEN		Formula Alpine	234.7	Race - 1
34	Martinius		R	10	R-ACE GP		Formula Alpine	234.7	Race - 2
12	Andrea Kimi				PREMA RACING		Formula Alpine	234.2	Qualifying 2 - Group B



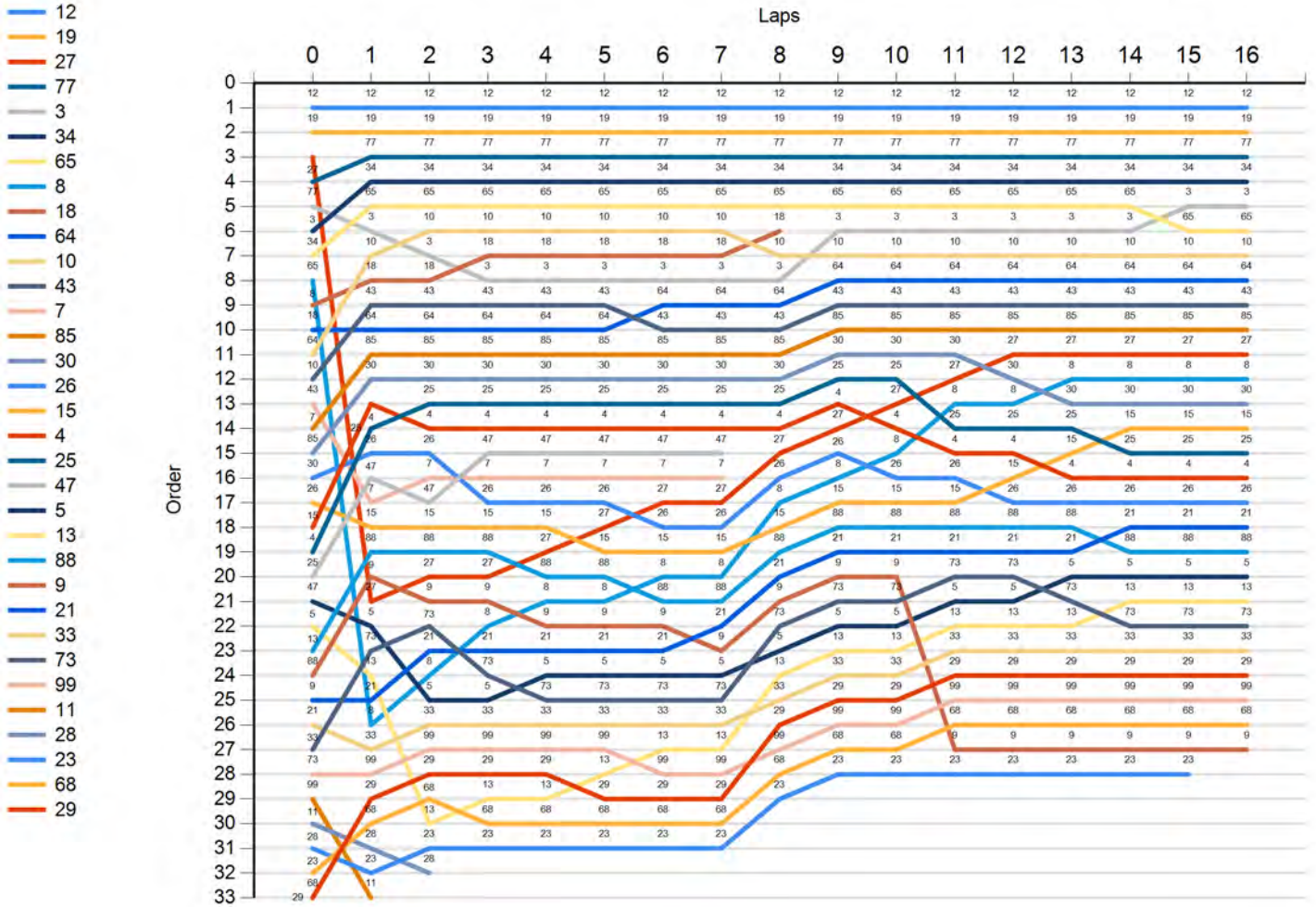
Paul Ricard
Formula Regional Championship by Alpine
Race - 2
Lap Chart

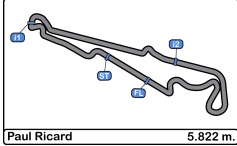
LAP

Nr	Pos	Grid	1	2	3	4	5	6	7	8	9	10	11	12	13	14	15	16
12	1	12	12	12	12	12	12	12	12	12	12	12	12	12	12	12	12	12
19	2	19	19	19	19	19	19	19	19	19	19	19	19	19	19	19	19	19
27	3	27	77	77	77	77	77	77	77	77	77	77	77	77	77	77	77	77
77	4	77	34	34	34	34	34	34	34	34	34	34	34	34	34	34	34	34
3	5	3	65	65	65	65	65	65	65	65	65	65	65	65	65	65	3	3
34	6	34	3	10	10	10	10	10	10	18	3	3	3	3	3	3	65	65
65	7	65	10	3	18	18	18	18	18	10	10	10	10	10	10	10	10	10
8	8	8	18	18	3	3	3	3	3	64	64	64	64	64	64	64	64	64
18	9	18	43	43	43	43	43	64	64	43	43	43	43	43	43	43	43	43
64	10	64	64	64	64	64	43	43	43	85	85	85	85	85	85	85	85	85
10	11	10	85	85	85	85	85	85	85	30	30	30	27	27	27	27	27	27
43	12	43	30	30	30	30	30	30	30	25	25	27	30	8	8	8	8	8
7	13	7	4	25	25	25	25	25	25	4	27	8	8	30	30	30	30	30
85	14	85	25	4	4	4	4	4	4	27	4	25	25	25	15	15	15	15
30	15	30	26	26	47	47	47	47	47	27	26	8	4	4	15	25	25	25
26	16	26	47	7	7	7	7	7	7	26	8	26	26	15	4	4	4	4
15	17	15	7	47	26	26	26	27	27	8	15	15	15	26	26	26	26	26
4	18	4	15	15	15	15	27	26	26	15	88	88	88	88	88	21	21	21
25	19	25	88	88	88	27	15	15	15	88	21	21	21	21	88	88	88	88
47	20	47	9	27	27	88	88	8	8	21	9	9	73	73	5	5	5	5
5	21	5	27	9	9	8	8	88	88	9	73	73	5	5	73	13	13	13
13	22	13	5	73	8	9	9	9	21	73	5	5	13	13	13	73	73	73
88	23	88	73	21	21	21	21	21	9	5	13	13	33	33	33	33	33	33
9	24	9	13	8	73	5	5	5	5	13	33	33	29	29	29	29	29	29
21	25	21	21	5	5	73	73	73	73	33	29	29	99	99	99	99	99	99
33	26	33	8	33	33	33	33	33	33	29	99	99	68	68	68	68	68	68
73	27	73	33	99	99	99	99	13	13	99	68	68	9	9	9	9	9	9
99	28	99	99	29	29	13	99	99	68	23	23	23	23	23	23	23	23	23
11	29	11	29	68	13	13	29	29	29	23								
28	30	28	68	13	68	68	68	68	68									
23	31	23	28	23	23	23	23	23										
68	32	68	23	28														
29	33	29	11															







Paul Ricard
Formula Regional Championship by Alpine
Race - 2
Graphic Lap Chart

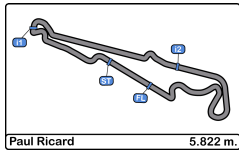




Paul Ricard
Formula Regional Championship by Alpine
Race - 2
Pit Stop Analysis

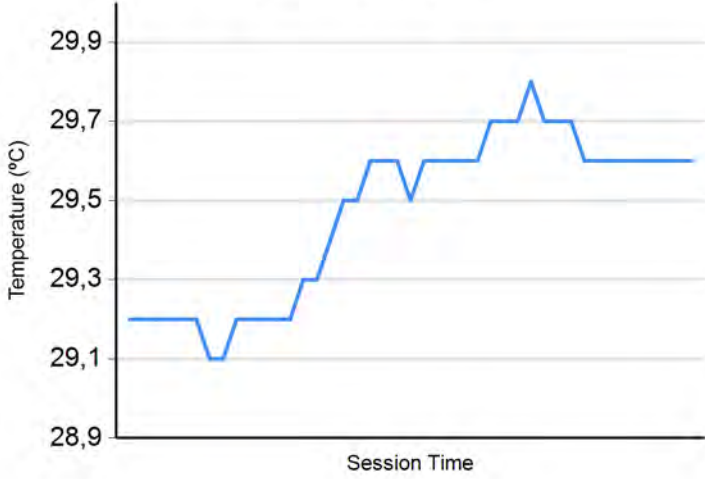
Paul Ricard 5.822 m.

Or d.	Nr.	In Day Time	Driver	Nat	Cat	Team	Nat	Vehicle	In Time	Stop N°	Pit Time	Handicap	Dif.
1	11	16:44:30.132	Levente REVESZ		TKA	ARDEN		Formula Alpine	3:12.983	1	3:49.498		
2	23	16:48:56.295	Ivan KLYMENKO		R	KIC MOTORSPORT		Formula Alpine	7:39.146	1	1:30.288		

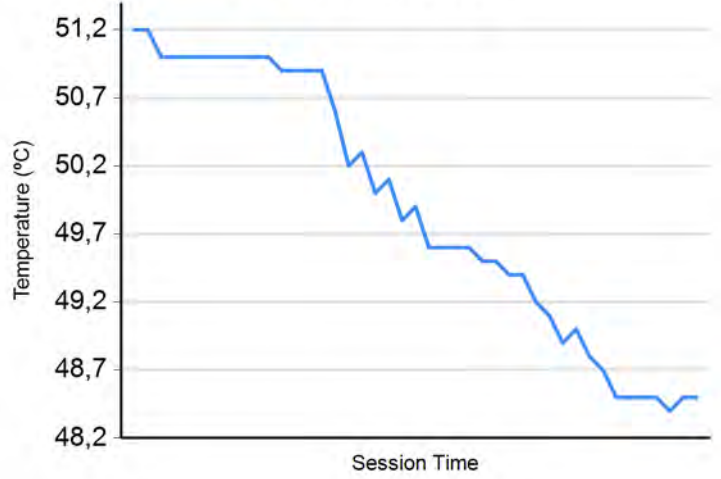


Paul Ricard
Formula Regional Championship by Alpine
Race - 2
Weather Report

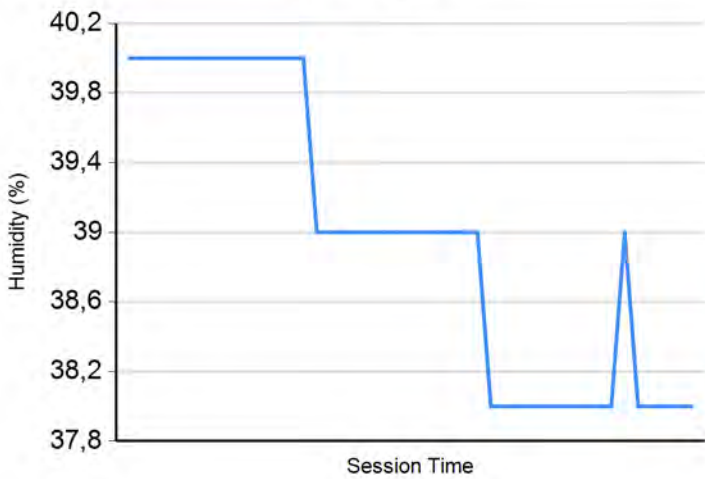
Air Temperature



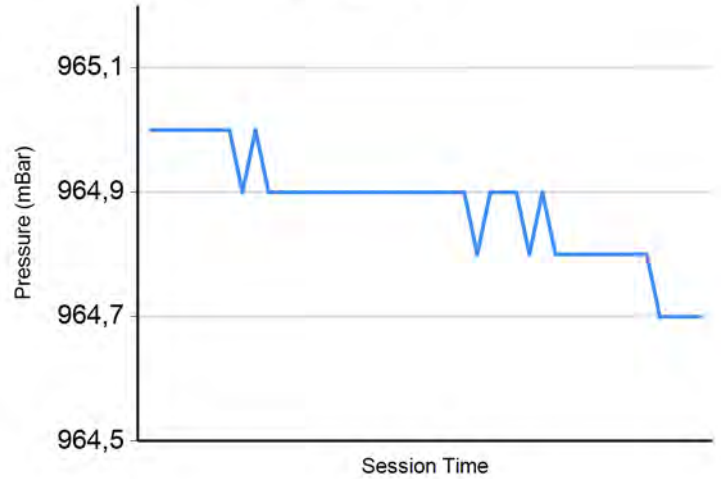
Track Temperature



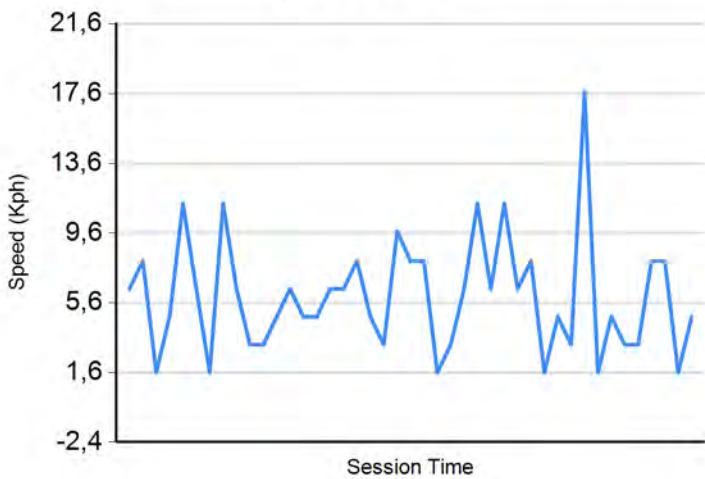
Humidity



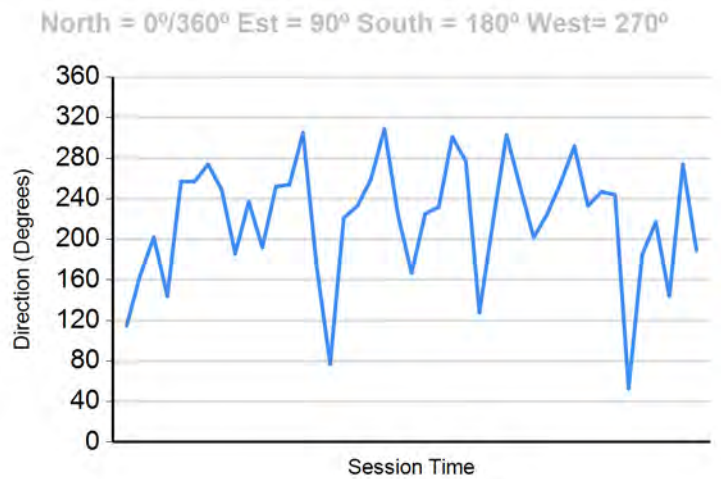
Pressure

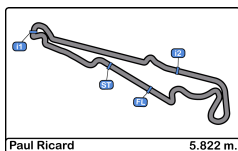


Wind Speed



Wind direction





Paul Ricard
Formula Regional Championship by Alpine
Race - 2
Final Results

Clas	Nº	Driver	Nat	Cat	Clas	Team	Nat	Vehicle	Laps	Total Time	Gap	Interval	Km/h	Best	Time	Km/h
1	12	Andrea Kimi ANTONELLI	ITA			PREMA RACING	ITA	Formula Alpine	16	32:21.289			172.7	14	2:00.688	173.6
2	19	Esteban MASSON	FRA			SAINTELOC RACING	FRA	Formula Alpine	16	32:25.727	4.438	4.438	172.3	13	2:01.072	173.1
3	77	Tim TRAMNITZ	DEU			R-ACE GP	FRA	Formula Alpine	16	32:25.952	4.663	0.225	172.3	14	2:00.924	173.3
4	34	Martinius STENSHORNE	NOR	R	1	R-ACE GP	FRA	Formula Alpine	16	32:26.750	5.461	0.798	172.2	13	2:00.967	173.2
5	3	Alessandro GIUSTI	FRA	R	2	G4 RACING	CHE	Formula Alpine	16	32:32.612	11.323	5.862	171.7	11	2:00.789	173.5
6	65	Santiago RAMOS	MEX			RPM	ITA	Formula Alpine	16	32:33.862	12.573	1.250	171.6	7	2:01.281	172.8
7	64	Maya WEUG	ESP	R	3	KIC MOTORSPORT	FIN	Formula Alpine	16	32:35.258	13.969	1.396	171.5	13	2:00.976	173.2
8	43	Owen TANGAVELOU	FRA			TRIDENT	ITA	Formula Alpine	16	32:35.628	14.339	0.370	171.4	13	2:01.011	173.2
9	10*	Joshua DURKSEN	GBR			ARDEN	GBR	Formula Alpine	16	32:39.524	18.235	3.896	171.1	13	2:01.014	173.1
10	85	Macéo CAPIETTO	FRA			RPM	ITA	Formula Alpine	16	32:44.880	23.591	5.356	170.6	6	2:01.807	172.0
11	27	Kas HAVERKORT	NLD			VAN AMERSFOORT	NLD	Formula Alpine	16	32:45.123	23.834	0.243	170.6	9	2:01.233	172.8
12	8	Rafael CAMARA	BRA			PREMA RACING	ITA	Formula Alpine	16	32:45.287	23.998	0.164	170.6	9	2:01.192	172.9
13	30	Michael BELOV	KCZ			G4 RACING	CHE	Formula Alpine	16	32:46.181	24.892	0.894	170.5	11	2:01.733	172.1
14	15	Sami MEGUETOUNIF	FRA			MP MOTORSPORT	NLD	Formula Alpine	16	32:46.480	25.191	0.299	170.5	9	2:01.397	172.6
15	25	Marcus AMAND	FRA	R	4	ART GRAND PRIX	FRA	Formula Alpine	16	32:47.051	25.762	0.571	170.4	8	2:01.734	172.1
16	4	Roman BILINSKI	POL			TRIDENT	ITA	Formula Alpine	16	32:47.728	26.439	0.677	170.4	5	2:01.822	172.0
17	26	Victor BERNIER	FRA			MP MOTORSPORT	NLD	Formula Alpine	16	32:48.117	26.828	0.389	170.3	9	2:01.415	172.6
18	21	Kirill SMAL	KCZ	R	5	MONOLITE RACING	ITA	Formula Alpine	16	32:48.212	26.923	0.095	170.3	8	2:01.467	172.5
19	88	Matias ZAGAZETA	PER			R-ACE GP	FRA	Formula Alpine	16	32:48.683	27.394	0.471	170.3	11	2:01.571	172.4
20	13	Joshua DUFEK	CHE			VAN AMERSFOORT	NLD	Formula Alpine	16	32:52.224	30.935	3.541	170.0	15	2:01.743	172.1
21	73	Emerson FITTIPALDI Jr.	BRA	R	6	SAINTELOC RACING	FRA	Formula Alpine	16	32:54.404	33.115	2.180	169.8	8	2:01.763	172.1
22	5*	Tom LEBBON	GBR	R	7	ARDEN	GBR	Formula Alpine	16	32:51.160	29.871	-3.244	170.1	15	2:01.653	172.2
23	33	Lucas MEDINA	COL	R	8	SAINTELOC RACING	FRA	Formula Alpine	16	32:55.394	34.105	4.234	169.7	11	2:01.992	171.8
24	29	Enzo SCIONTI	USA			MONOLITE RACING	ITA	Formula Alpine	16	32:58.227	36.938	2.833	169.5	15	2:01.894	171.9
25	99	Giovanni MASCHIO	ITA			MONOLITE RACING	ITA	Formula Alpine	16	33:02.589	41.300	4.362	169.1	10	2:02.561	171.0
26	68	Niels KOOLEN	NLD			VAN AMERSFOORT	NLD	Formula Alpine	16	33:03.906	42.617	1.317	169.0	16	2:01.879	171.9
27	9	Charlie WURZ	AUT			ART GRAND PRIX	FRA	Formula Alpine	16	33:19.419	58.130	15.513	167.7	15	2:01.665	172.2
28	23	Ivan KLYMENKO	UKR	R	9	KIC MOTORSPORT	FIN	Formula Alpine	15	33:41.378	1 Lap	1 Lap	155.5	10	2:02.249	171.4
Not classified: (Requirements: 90% of number laps of leader = 15 Laps)																
18	18	Laurens VAN HOEPEN	NLD			ART GRAND PRIX	FRA	Formula Alpine	8	16:20.758	8 Laps	7 Laps	170.9	5	2:01.446	172.5
47	47	Nikhil BOHRA	IND			TRIDENT	ITA	Formula Alpine	7	14:25.888	9 Laps	1 Lap	169.4	5	2:01.837	172.0
7	7	Lorenzo FLUXA	ESP			PREMA RACING	ITA	Formula Alpine	7	14:26.061	9 Laps	0.173	169.4	5	2:01.841	172.0
28	28	Pierre - Alexandre PROVOST	FRA	R		G4 RACING	CHE	Formula Alpine	2	4:22.741	14 Laps	5 Laps	159.5	2	2:05.757	166.6
11	11	Levente REVESZ	HUN			ARDEN	GBR	Formula Alpine	1	6:44.977	15 Laps	1 Lap	51.7	1	6:44.977	51.7

Fastest lap Andrea Kimi ANTONELLI in 2:00.688 at 173.6 Km/h in lap 14

*** PENALTIES**

CAR #10 - 5 SECONDS TIME PENALTY ADDED TO THE TOTAL RACE TIME STEWARD'S DECISION NUMBER 6


CAR #5 DROP TWO POSITIONS IN THE CLASSIFICATION OF RACE 2 STEWARDS' DECISION NUMBER 7

Published at:.....

Track Temp: 48.5 °C Air Temp: 29.6 °C Humidity: 38 % Track Status: DRY

Stewards:

Timekeeper:


Luis Garcia

JOB-1605-ESP/M