

GT Cup Europe

Round 3

Paul Ricard

21th – 23th July 2023

Results booklet



Provided by Cronococa S.L.
www.cronococa.com





Paul Ricard
GT Cup Europe

Free Practice - 1

Provisional Results



Paul Ricard 5.822 m

Cls	N°	Entrant/Team	Nat	Driver 1	Nat	Driver 2	Nat	Vehicle	Cat	Cls	Laps	Best	Time	Gap	Interval	Km/h
1	17	Rossocorsa Racing	ITA	Lorenzo Ferdinando Innocenti	ITA	Andrea Belicchi	ITA	Ferrari 488 Challenge Evo	PROAM	1	19	7	2:07.810			163.9
2	80	Mertel Motorsport	DEU	Iván Velasco	ESP	Jorge Cabezas	ESP	Ferrari 488 Challenge Evo	PROAM	2	19	7	2:09.247	1.437	1.437	162.1
3	19	Mertel Motorsport	DEU	Stefano Bozzoni	ITA	Fernando Navarrete	ESP	Ferrari 488 Challenge Evo	AM	1	18	4	2:09.505	1.695	0.258	161.8
4	57	Q1-trackracing	BEL	Quentin Antonel	FRA	Nicolas Vandierendonck	BEL	Porsche 992 GT3 Cup	AM*	2	19	18	2:10.220	2.410	0.715	160.9
5	44	Eugenio Pisani / SP Racing	ITA	Eugenio Pisani	ITA	Stefano Zanini	MCO	Porsche 911 GT3 Cup gen 2	PROAM	3	17	16	2:10.929	3.119	0.709	160.0
6	16	Volcano Motorsport	ESP	Evgenii Leonov	IND			Porsche 992 GT3 Cup	PROAM*	4	20	12	2:10.953	3.143	0.024	160.0
7	47	EST1 Racing	EST	Alex Reimann	EST			Porsche 992 GT3 Cup	AM	3	18	5	2:11.234	3.424	0.281	159.7
8	69	Kessel Racing	CHE	Alexandre Bochez	CHE	Mikaël Bochez	CHE	Ferrari 488 Challenge Evo	AM	4	20	12	2:11.352	3.542	0.118	159.5
9	21	Camil Perian / R01 Racing by Varu Nicu	ROU	Camil Perian	ROU	Florin Tinescu	ROU	Porsche 911 GT3 Cup gen 2	AM	5	20	19	2:11.571	3.761	0.219	159.2
10	68	GDL Racing	SMR	Samuele Bosio	ITA			Porsche 992 GT3 Cup	AM	6	19	8	2:12.811	5.001	1.240	157.8
11	78	ZRS Motorsport	ITA	Davide Scannicchio	ITA	Fabio Babini	ITA	Porsche 992 GT3 Cup	PROAM	5	17	10	2:12.829	5.019	0.018	157.7
12	52	Q1-trackracing	BEL	Xander Przybylak	BEL	Laurent Vanderveelde	BEL	Porsche 992 GT3 Cup	AM	7	12	10	2:12.884	5.074	0.055	157.7
13	55	Q1-trackracing	BEL	Gustavo Condé	BRA	H. Mello	BRA	Porsche 992 GT3 Cup	AM	8	17	5	2:13.200	5.390	0.316	157.3
14	81	Mertel Motorsport	DEU	Luca Ludwig	GBR	Steven Liquorish	GBR	Ferrari 488 Challenge Evo	PROAM	6	15	14	2:13.950	6.140	0.750	156.4
15	77	EST1 Racing	EST	Jori Ala-Jyrä	FIN	Indrek Jaaska	EST	Porsche 992 GT3 Cup	AM	9	19	15	2:14.005	6.195	0.055	156.4
16	11	Eugenio Pisani / SP Racing	ITA	Fabio Fabiani	ITA	Stefano Zerbi	ITA	Porsche 911 GT3 Cup gen 2	AM	10	17	7	2:14.752	6.942	0.747	155.5
17	65	GDL Racing	SMR	Mario Cordoni	ITA			Porsche 992 GT3 Cup	AM	11	3	2	2:16.635	8.825	1.883	153.3
18	70	GDL Racing	SMR	Roberto Bosio	ITA			Porsche 911 GT3 Cup gen 2	AM	12	16	6	2:17.477	9.667	0.842	152.4
19	67	GDL Racing	SMR	Gianluca De Lorenzi	ITA	Stefano Borghi	ITA	Porsche 992 GT3 Cup	AM	13	14	8	2:19.131	11.321	1.654	150.6
20	14	Ghinzani Arco Motorsport	ITA	Maurizio Fondi	ITA	Laura Van den Hengel	NLD	Porsche 992 GT3 Cup	AM	14	15	5	2:20.563	12.753	1.432	149.1
21	99	Lionspeed GP	DEU	José García	ESP	Carlo Scholl	DEU	Porsche Cayman GT4 RS	TPH	1	8	8	2:24.036	16.226	3.473	145.5
22	007	Street-Art Racing	BEL	Jayan Fazal-Karim	FRA	Julien Darras	FRA	Aston Martin Vantage AMR	TPH	2	14	14	2:24.290	16.480	0.254	145.2

*** PENALTIES**

CAR 81 TIME 2:12.085 DELETED TRACK LIMITS AT T 7 AND 10

CAR 57 TIME 2:12.922 DELETED TRACK LIMITS AT T 7

CAR 80 TIME 2:13.301 DELETED TRACK LIMITS AT T 7

CAR 44 TIME 2:16.261 DELETED TRACK LIMITS AT T 10

CAR 81 TIME 2:44.898 DELETED TRACK LIMITS AT T 7

CAR 11 TIME 2:20.543 DELETED TRACK LIMITS AT T 10

CAR 44 TIME 2:12.885 DELETED TRACK LIMITS AT T 10

CAR 80 TIME 2:09.472 DELETED TRACK LIMITS AT T 10

CAR 78 TIME 2:13.754 DELETED TRACK LIMITS AT T 10

CAR 57 TIME 2:13.159 DELETED TRACK LIMITS AT T 10

Published at:.....

Track Temp: **36.3 °C** Air Temp: **27.9 °C** Humidity: **41 %** Track Status: **DRY**

Race Director:

Timekeeper:

Luis Garcia

JOB-1605-ESP/M





Paul Ricard
GT Cup Europe
Free Practice - 1



Provisional Results

Paul Ricard 5.822 m

- CAR 47 TIME 2:13.437 DELETED TRACK LIMITS AT T 10
- CAR 44 TIME 2:12.361 DELETED TRACK LIMITS AT T 10
- CAR 19 TIME 2:26.822 DELETED TRACK LIMITS AT T 10
- CAR 80 TIME 2:19.421 DELETED TRACK LIMITS AT T 10
- CAR 78 TIME 2:09.046 DELETED TRACK LIMITS AT T 10
- CAR 57 TIME 2:11.313 DELETED TRACK LIMITS AT T 10
- CAR 16 TIME 2:39.292 DELETED TRACK LIMITS AT T 10
- CAR 70 TIME 2:27.237 DELETED TRACK LIMITS AT T 10
- CAR 11 TIME 2:31.894 DELETED TRACK LIMITS AT T 10
- CAR 44 TIME 2:12.315 DELETED TRACK LIMITS AT T 10
- CAR 44 TIME 2:50.789 DELETED TRACK LIMITS AT T 10
- CAR 77 TIME 2:13.972 DELETED TRACK LIMITS AT T 7
- CAR 1007 TIME 2:19.866 DELETED TRACK LIMITS AT T 7
- CAR 57 TIME 2:47.129 DELETED TRACK LIMITS AT T 7
- CAR 16 TIME 2:46.770 DELETED TRACK LIMITS AT T 7
- CAR 1007 TIME 3:00.769 DELETED TRACK LIMITS AT T 7
- CAR 16 TIME 2:11.539 DELETED TRACK LIMITS AT T 7
- CAR 67 TIME 2:27.448 DELETED TRACK LIMITS AT T 7
- CAR 81 TIME 2:08.221 DELETED TRACK LIMITS AT T 7
- CAR 16 TIME 2:32.825 DELETED TRACK LIMITS AT T 7
- CAR 67 TIME 2:09.551 DELETED TRACK LIMITS AT T 7
- CAR 47 TIME 2:10.993 DELETED TRACK LIMITS AT T 7
- CAR 57 TIME 2:14.126 DELETED TRACK LIMITS AT T 7
- CAR 81 TIME 2:08.016 DELETED TRACK LIMITS AT T 7
- CAR 69 TIME 4:50.924 DELETED TRACK LIMITS AT T 10
- CAR 47 TIME 2:11.153 DELETED TRACK LIMITS AT T 10
- CAR 11 TIME 2:16.005 DELETED TRACK LIMITS AT T 7
- CAR 81 TIME 2:14.430 DELETED TRACK LIMITS AT T 7
- CAR 57 TIME 2:10.408 DELETED TRACK LIMITS AT T 7
- CAR 67 TIME 2:09.929 DELETED TRACK LIMITS AT T 10
- CAR 67 TIME 2:18.656 DELETED TRACK LIMITS AT T 10
- CAR 47 TIME 2:22.886 DELETED TRACK LIMITS AT T 10
- CAR 57 TIME 2:10.818 DELETED TRACK LIMITS AT T 7
- CAR 21 TIME 2:12.291 DELETED TRACK LIMITS AT T 7
- CAR 17 TIME 2:10.448 DELETED TRACK LIMITS AT T 10

Track Temp: **36.3 °C** Air Temp: **27.9 °C** Humidity: **41 %** Track Status: **DRY**

Published at:.....

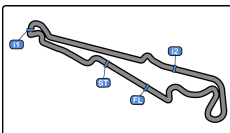
Race Director:

Timekeeper:

Luis Garcia

JOB-1605-ESP/M





Paul Ricard
GT Cup Europe
Free Practice - 1



Provisional Results

Paul Ricard 5.822 m

- CAR 17 TIME 2:11.715 DELETED TRACK LIMITS AT T 7
- CAR 78 TIME 2:13.558 DELETED TRACK LIMITS AT T 10
- CAR 55 TIME 2:47.769 DELETED TRACK LIMITS AT T 10
- CAR 77 TIME 2:19.476 DELETED TRACK LIMITS AT T 7
- CAR 69 TIME 2:16.097 DELETED TRACK LIMITS AT T 10
- CAR 68 TIME 2:11.557 DELETED TRACK LIMITS AT T 7
- CAR 11 TIME 2:46.811 DELETED TRACK LIMITS AT T 10
- CAR 17 TIME 2:09.998 DELETED TRACK LIMITS AT T 7
- CAR 78 TIME 2:52.348 DELETED TRACK LIMITS AT T 10
- CAR 16 TIME 2:18.563 DELETED TRACK LIMITS AT T 7
- CAR 68 TIME 2:11.762 DELETED TRACK LIMITS AT T 7
- CAR 44 TIME 4:28.906 DELETED TRACK LIMITS AT T 10
- CAR 80 TIME 2:19.039 DELETED TRACK LIMITS AT T 7
- CAR 70 TIME 2:18.821 DELETED TRACK LIMITS AT T 7
- CAR 44 TIME 2:28.082 DELETED TRACK LIMITS AT T 10
- CAR 57 TIME 2:15.287 DELETED TRACK LIMITS AT T 7
- CAR 16 TIME 2:12.713 DELETED TRACK LIMITS AT T 7
- CAR 81 TIME 2:17.693 DELETED TRACK LIMITS AT T 10
- CAR 47 TIME 2:10.700 DELETED TRACK LIMITS AT T 10
- CAR 80 TIME 2:10.643 DELETED TRACK LIMITS AT T 7
- CAR 81 TIME 2:15.327 DELETED TRACK LIMITS AT T 7
- CAR 47 TIME 2:10.094 DELETED TRACK LIMITS AT T 7
- CAR 57 TIME 2:12.054 DELETED TRACK LIMITS AT T 10
- CAR 70 TIME 2:30.846 DELETED TRACK LIMITS AT T 10
- CAR 16 TIME 2:13.356 DELETED TRACK LIMITS AT T 10
- CAR 68 TIME 2:12.877 DELETED TRACK LIMITS AT T 10
- CAR 69 TIME 2:18.662 DELETED TRACK LIMITS AT T 10
- CAR 67 TIME 2:10.355 DELETED TRACK LIMITS AT T 10
- CAR 80 TIME 2:09.242 DELETED TRACK LIMITS AT T 10
- CAR 81 TIME 2:16.043 DELETED TRACK LIMITS AT T 10
- CAR 47 TIME 2:21.195 DELETED TRACK LIMITS AT T 10
- CAR 67 TIME 2:10.938 DELETED TRACK LIMITS AT T 10
- CAR 17 TIME 2:10.129 DELETED TRACK LIMITS AT T 7
- CAR 80 TIME 2:24.398 DELETED TRACK LIMITS AT T 7
- CAR 21 TIME 2:12.610 DELETED TRACK LIMITS AT T 7

Published at:.....

Track Temp: **36.3 °C** Air Temp: **27.9 °C** Humidity: **41 %** Track Status: **DRY**

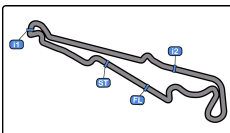
Race Director:

Timekeeper:

Luis Garcia

JOB-1605-ESP/M





Paul Ricard
GT Cup Europe
Free Practice - 1



Paul Ricard 5.822 m

Provisional Results

- CAR 16 TIME 2:11.691 DELETED TRACK LIMITS AT T 7
- CAR 77 TIME 2:13.249 DELETED TRACK LIMITS AT T 7
- CAR 67 TIME 2:10.520 DELETED TRACK LIMITS AT T 7
- CAR 17 TIME 2:11.547 DELETED TRACK LIMITS AT T 10
- CAR 57 TIME 2:10.269 DELETED TRACK LIMITS AT T 10
- CAR 68 TIME 2:12.651 DELETED TRACK LIMITS AT T 10
- CAR 11 TIME 2:17.630 DELETED TRACK LIMITS AT T 10
- CAR 14 TIME 2:20.394 DELETED TRACK LIMITS AT T 10
- CAR 81 TIME 2:27.460 DELETED TRACK LIMITS AT T 10
- CAR 77 TIME 2:15.148 DELETED TRACK LIMITS AT T 10
- CAR 52 TIME 2:12.126 DELETED TRACK LIMITS AT T 10
- CAR 68 TIME 2:11.610 DELETED TRACK LIMITS AT T 10
- CAR 67 TIME 2:09.865 DELETED TRACK LIMITS AT T 10
- CAR 78 TIME 2:12.933 DELETED TRACK LIMITS AT T 7

Published at:.....

Track Temp: **36.3 °C** Air Temp: **27.9 °C** Humidity: **41 %** Track Status: **DRY**

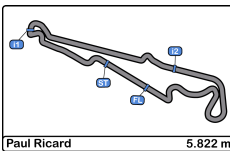
Race Director:

Timekeeper:

Luis Garcia

JOB-1605-ESP/M





Paul Ricard
GT Cup Europe
Free Practice - 1
Provisional Results by Category



PROAM																
Cls	N°	Entrant/Team	Nat	Driver 1	Nat	Driver 2	Nat	Vehicle	Cat	Cls	Laps	Best	Time	Gap	Interval	Km/h
1	17	Rossocorsa Racing	ITA	Lorenzo Ferdinando Innocenti	ITA	Andrea Belicchi	ITA	Ferrari 488 Challenge Evo	PROAM	1	19	7	2:07.810			163.9
2	80	Mertel Motorsport	DEU	Iván Velasco	ESP	Jorge Cabezas	ESP	Ferrari 488 Challenge Evo	PROAM	2	19	7	2:09.247	1.437	1.437	162.1
3	44	Eugenio Pisani / SP Racing	ITA	Eugenio Pisani	ITA	Stefano Zanini	MCO	Porsche 911 GT3 Cup gen 2	PROAM	3	17	16	2:10.929	3.119	1.682	160.0
4	16	Volcano Motorsport	ESP	Evgenii Leonov	IND			Porsche 992 GT3 Cup	PROAM*	4	20	12	2:10.953	3.143	0.024	160.0
5	78	ZRS Motorsport	ITA	Davide Scannicchio	ITA	Fabio Babini	ITA	Porsche 992 GT3 Cup	PROAM	5	17	10	2:12.829	5.019	1.876	157.7
6	81	Mertel Motorsport	DEU	Luca Ludwig	DEU	Steven Liquorish	GBR	Ferrari 488 Challenge Evo	PROAM	6	15	14	2:13.950	6.140	1.121	156.4

AM																
Cls	N°	Entrant/Team	Nat	Driver 1	Nat	Driver 2	Nat	Vehicle	Cat	Cls	Laps	Best	Time	Gap	Interval	Km/h
1	19	Mertel Motorsport	DEU	Stefano Bozzoni	ITA	Fernando Navarrete	ESP	Ferrari 488 Challenge Evo	AM	1	18	4	2:09.505			161.8
2	57	Q1-trackracing	BEL	Quentin Antonel	FRA	Nicolas Vandierendonck	BEL	Porsche 992 GT3 Cup	AM*	2	19	18	2:10.220	0.715	0.715	160.9
3	47	EST1 Racing	EST	Alex Reimann	EST			Porsche 992 GT3 Cup	AM	3	18	5	2:11.234	1.729	1.014	159.7
4	69	Kessel Racing	CHE	Alexandre Bochez	CHE	Mikaël Bochez	CHE	Ferrari 488 Challenge Evo	AM	4	20	12	2:11.352	1.847	0.118	159.5
5	21	Camil Perian / R01 Racing by Varu Nicu	ROU	Camil Perian	ROU	Florin Tincescu	ROU	Porsche 911 GT3 Cup gen 2	AM	5	20	19	2:11.571	2.066	0.219	159.2
6	68	GDL Racing	SMR	Samuele Bosio	ITA			Porsche 992 GT3 Cup	AM	6	19	8	2:12.811	3.306	1.240	157.8
7	52	Q1-trackracing	BEL	Xander Przybylak	BEL	Laurent Vandervelde	BEL	Porsche 992 GT3 Cup	AM	7	12	10	2:12.884	3.379	0.073	157.7
8	55	Q1-trackracing	BEL	Gustavo Condé	BRA	H. Mello	BRA	Porsche 992 GT3 Cup	AM	8	17	5	2:13.200	3.695	0.316	157.3
9	77	EST1 Racing	FIN	Jori Ala-Jyrä	FIN	Indrek Jaaska	EST	Porsche 992 GT3 Cup	AM	9	19	15	2:14.005	4.500	0.805	156.4
10	11	Eugenio Pisani / SP Racing	ITA	Fabio Fabiani	ITA	Stefano Zerbi	ITA	Porsche 911 GT3 Cup gen 2	AM	10	17	7	2:14.752	5.247	0.747	155.5
11	65	GDL Racing	SMR	Mario Cordoni	ITA			Porsche 992 GT3 Cup	AM	11	3	2	2:16.635	7.130	1.883	153.3
12	70	GDL Racing	SMR	Roberto Bosio	ITA			Porsche 911 GT3 Cup gen 2	AM	12	16	6	2:17.477	7.972	0.842	152.4
13	67	GDL Racing	SMR	Gianluca De Lorenzi	ITA	Stefano Borghi	ITA	Porsche 992 GT3 Cup	AM	13	14	8	2:19.131	9.626	1.654	150.6
14	14	Ghinzani Arco Motorsport	ITA	Maurizio Fondi	ITA	Laura Van den Hengel	NLD	Porsche 992 GT3 Cup	AM	14	15	5	2:20.563	11.058	1.432	149.1

TPH																
Cls	N°	Entrant/Team	Nat	Driver 1	Nat	Driver 2	Nat	Vehicle	Cat	Cls	Laps	Best	Time	Gap	Interval	Km/h
1	99	Lionspeed GP	DEU	José García	ESP	Carlo Scholl	DEU	Porsche Cayman GT4 RS	TPH	1	8	8	2:24.036			145.5
2	007	Street-Art Racing	BEL	Jayan Fazal-Karim	FRA	Julien Darras	FRA	Aston Martin Vantage AMR	TPH	2	14	14	2:24.290	0.254	0.254	145.2

*** PENALTIES**

CAR 81 TIME 2:12.085 DELETED TRACK LIMITS AT T 7 AND 10

CAR 57 TIME 2:12.922 DELETED TRACK LIMITS AT T 7

CAR 80 TIME 2:13.301 DELETED TRACK LIMITS AT T 7

Published at:.....

Track Temp: **36.3 °C** Air Temp: **27.9 °C** Humidity: **41 %** Track Status: **DRY**

Race Director:

Timekeeper:

Luis Garcia

JOB-1605-ESP/M





Paul Ricard
GT Cup Europe
Free Practice - 1



Paul Ricard 5.822 m

Provisional Results by Category

- CAR 44 TIME 2:16.261 DELETED TRACK LIMITS AT T 10
- CAR 81 TIME 2:44.898 DELETED TRACK LIMITS AT T 7
- CAR 11 TIME 2:20.543 DELETED TRACK LIMITS AT T 10
- CAR 44 TIME 2:12.885 DELETED TRACK LIMITS AT T 10
- CAR 80 TIME 2:09.472 DELETED TRACK LIMITS AT T 10
- CAR 78 TIME 2:13.754 DELETED TRACK LIMITS AT T 10
- CAR 57 TIME 2:13.159 DELETED TRACK LIMITS AT T 10
- CAR 47 TIME 2:13.437 DELETED TRACK LIMITS AT T 10
- CAR 44 TIME 2:12.361 DELETED TRACK LIMITS AT T 10
- CAR 19 TIME 2:26.822 DELETED TRACK LIMITS AT T 10
- CAR 80 TIME 2:19.421 DELETED TRACK LIMITS AT T 10
- CAR 78 TIME 2:09.046 DELETED TRACK LIMITS AT T 10
- CAR 57 TIME 2:11.313 DELETED TRACK LIMITS AT T 10
- CAR 16 TIME 2:39.292 DELETED TRACK LIMITS AT T 10
- CAR 70 TIME 2:27.237 DELETED TRACK LIMITS AT T 10
- CAR 11 TIME 2:31.894 DELETED TRACK LIMITS AT T 10
- CAR 44 TIME 2:12.315 DELETED TRACK LIMITS AT T 10
- CAR 44 TIME 2:50.789 DELETED TRACK LIMITS AT T 10
- CAR 77 TIME 2:13.972 DELETED TRACK LIMITS AT T 7
- CAR 1007 TIME 2:19.866 DELETED TRACK LIMITS AT T 7
- CAR 57 TIME 2:47.129 DELETED TRACK LIMITS AT T 7
- CAR 16 TIME 2:46.770 DELETED TRACK LIMITS AT T 7
- CAR 1007 TIME 3:00.769 DELETED TRACK LIMITS AT T 7
- CAR 16 TIME 2:11.539 DELETED TRACK LIMITS AT T 7
- CAR 67 TIME 2:27.448 DELETED TRACK LIMITS AT T 7
- CAR 81 TIME 2:08.221 DELETED TRACK LIMITS AT T 7
- CAR 16 TIME 2:32.825 DELETED TRACK LIMITS AT T 7
- CAR 67 TIME 2:09.551 DELETED TRACK LIMITS AT T 7
- CAR 47 TIME 2:10.993 DELETED TRACK LIMITS AT T 7
- CAR 57 TIME 2:14.126 DELETED TRACK LIMITS AT T 7
- CAR 81 TIME 2:08.016 DELETED TRACK LIMITS AT T 7
- CAR 69 TIME 4:50.924 DELETED TRACK LIMITS AT T 10
- CAR 47 TIME 2:11.153 DELETED TRACK LIMITS AT T 10
- CAR 11 TIME 2:16.005 DELETED TRACK LIMITS AT T 7
- CAR 81 TIME 2:14.430 DELETED TRACK LIMITS AT T 7

Published at:.....

Track Temp: **36.3 °C** Air Temp: **27.9 °C** Humidity: **41 %** Track Status: **DRY**

Race Director:

Timekeeper:

Luis Garcia

JOB-1605-ESP/M





Paul Ricard
GT Cup Europe
Free Practice - 1



Provisional Results by Category

Paul Ricard 5.822 m

- CAR 57 TIME 2:10.408 DELETED TRACK LIMITS AT T 7
- CAR 67 TIME 2:09.929 DELETED TRACK LIMITS AT T 10
- CAR 67 TIME 2:18.656 DELETED TRACK LIMITS AT T 10
- CAR 47 TIME 2:22.886 DELETED TRACK LIMITS AT T 10
- CAR 57 TIME 2:10.818 DELETED TRACK LIMITS AT T 7
- CAR 21 TIME 2:12.291 DELETED TRACK LIMITS AT T 7
- CAR 17 TIME 2:10.448 DELETED TRACK LIMITS AT T 10
- CAR 17 TIME 2:11.715 DELETED TRACK LIMITS AT T 7
- CAR 78 TIME 2:13.558 DELETED TRACK LIMITS AT T 10
- CAR 55 TIME 2:47.769 DELETED TRACK LIMITS AT T 10
- CAR 77 TIME 2:19.476 DELETED TRACK LIMITS AT T 7
- CAR 69 TIME 2:16.097 DELETED TRACK LIMITS AT T 10
- CAR 68 TIME 2:11.557 DELETED TRACK LIMITS AT T 7
- CAR 11 TIME 2:46.811 DELETED TRACK LIMITS AT T 10
- CAR 17 TIME 2:09.998 DELETED TRACK LIMITS AT T 7
- CAR 78 TIME 2:52.348 DELETED TRACK LIMITS AT T 10
- CAR 16 TIME 2:18.563 DELETED TRACK LIMITS AT T 7
- CAR 68 TIME 2:11.762 DELETED TRACK LIMITS AT T 7
- CAR 44 TIME 4:28.906 DELETED TRACK LIMITS AT T 10
- CAR 80 TIME 2:19.039 DELETED TRACK LIMITS AT T 7
- CAR 70 TIME 2:18.821 DELETED TRACK LIMITS AT T 7
- CAR 44 TIME 2:28.082 DELETED TRACK LIMITS AT T 10
- CAR 57 TIME 2:15.287 DELETED TRACK LIMITS AT T 7
- CAR 16 TIME 2:12.713 DELETED TRACK LIMITS AT T 7
- CAR 81 TIME 2:17.693 DELETED TRACK LIMITS AT T 10
- CAR 47 TIME 2:10.700 DELETED TRACK LIMITS AT T 10
- CAR 80 TIME 2:10.643 DELETED TRACK LIMITS AT T 7
- CAR 81 TIME 2:15.327 DELETED TRACK LIMITS AT T 7
- CAR 47 TIME 2:10.094 DELETED TRACK LIMITS AT T 7
- CAR 57 TIME 2:12.054 DELETED TRACK LIMITS AT T 10
- CAR 70 TIME 2:30.846 DELETED TRACK LIMITS AT T 10
- CAR 16 TIME 2:13.356 DELETED TRACK LIMITS AT T 10
- CAR 68 TIME 2:12.877 DELETED TRACK LIMITS AT T 10
- CAR 69 TIME 2:18.662 DELETED TRACK LIMITS AT T 10
- CAR 67 TIME 2:10.355 DELETED TRACK LIMITS AT T 10

Published at:.....

Track Temp: **36.3 °C** Air Temp: **27.9 °C** Humidity: **41 %** Track Status: **DRY**

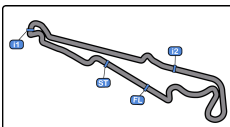
Race Director:

Timekeeper:

Luis Garcia

JOB-1605-ESP/M





Paul Ricard
GT Cup Europe
Free Practice - 1



Paul Ricard 5.822 m

Provisional Results by Category

- CAR 80 TIME 2:09.242 DELETED TRACK LIMITS AT T 10
- CAR 81 TIME 2:16.043 DELETED TRACK LIMITS AT T 10
- CAR 47 TIME 2:21.195 DELETED TRACK LIMITS AT T 10
- CAR 67 TIME 2:10.938 DELETED TRACK LIMITS AT T 10
- CAR 17 TIME 2:10.129 DELETED TRACK LIMITS AT T 7
- CAR 80 TIME 2:24.398 DELETED TRACK LIMITS AT T 7
- CAR 21 TIME 2:12.610 DELETED TRACK LIMITS AT T 7
- CAR 16 TIME 2:11.691 DELETED TRACK LIMITS AT T 7
- CAR 77 TIME 2:13.249 DELETED TRACK LIMITS AT T 7
- CAR 67 TIME 2:10.520 DELETED TRACK LIMITS AT T 7
- CAR 17 TIME 2:11.547 DELETED TRACK LIMITS AT T 10
- CAR 57 TIME 2:10.269 DELETED TRACK LIMITS AT T 10
- CAR 68 TIME 2:12.651 DELETED TRACK LIMITS AT T 10
- CAR 11 TIME 2:17.630 DELETED TRACK LIMITS AT T 10
- CAR 14 TIME 2:20.394 DELETED TRACK LIMITS AT T 10
- CAR 81 TIME 2:27.460 DELETED TRACK LIMITS AT T 10
- CAR 77 TIME 2:15.148 DELETED TRACK LIMITS AT T 10
- CAR 52 TIME 2:12.126 DELETED TRACK LIMITS AT T 10
- CAR 68 TIME 2:11.610 DELETED TRACK LIMITS AT T 10
- CAR 67 TIME 2:09.865 DELETED TRACK LIMITS AT T 10
- CAR 78 TIME 2:12.933 DELETED TRACK LIMITS AT T 7

Published at:.....

Track Temp: **36.3 °C** Air Temp: **27.9 °C** Humidity: **41 %** Track Status: **DRY**

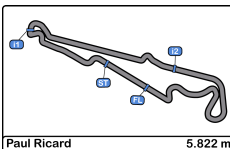
Race Director:

Timekeeper:

Luis Garcia

JOB-1605-ESP/M





Paul Ricard
GT Cup Europe
Free Practice - 1
Provisional Results by Class



GT Open Cup Europe																
Cls	N°	Entrant/Team	Nat	Driver 1	Nat	Driver 2	Nat	Vehicle	Cat	Cls	Laps	Best	Time	Gap	Interval	Km/h
1	17	Rossocorsa Racing	ITA	Lorenzo Ferdinando Innocenti	ITA	Andrea Belicchi	ITA	Ferrari 488 Challenge Evo	GT Cup	1	19	7	2:07.810			163.9
2	80	Mertel Motorsport	DEU	Iván Velasco	ESP	Jorge Cabezas	ESP	Ferrari 488 Challenge Evo	GT Cup	2	19	7	2:09.247	1.437	1.437	162.1
3	19	Mertel Motorsport	DEU	Stefano Bozzoni	ITA	Fernando Navarrete	ESP	Ferrari 488 Challenge Evo	GT Cup	3	18	4	2:09.505	1.695	0.258	161.8
4	57	Q1-trackracing	BEL	Quentin Antonel	FRA	Nicolas Vandierendonck	BEL	Porsche 992 GT3 Cup	GT Cup*	4	19	18	2:10.220	2.410	0.715	160.9
5	44	Eugenio Pisani / SP Racing	ITA	Eugenio Pisani	ITA	Stefano Zanini	MCO	Porsche 911 GT3 Cup gen 2	GT Cup	5	17	16	2:10.929	3.119	0.709	160.0
6	16	Volcano Motorsport	ESP	Evgenii Leonov	IND			Porsche 992 GT3 Cup	GT Cup*	6	20	12	2:10.953	3.143	0.024	160.0
7	47	EST1 Racing	EST	Alex Reimann	EST			Porsche 992 GT3 Cup	GT Cup	7	18	5	2:11.234	3.424	0.281	159.7
8	69	Kessel Racing	CHE	Alexandre Bochez	CHE	Mikaël Bochez	CHE	Ferrari 488 Challenge Evo	GT Cup	8	20	12	2:11.352	3.542	0.118	159.5
9	21	Camil Perian / R01 Racing by Varu Nicu	ROU	Camil Perian	ROU	Florin Tinescu	ROU	Porsche 911 GT3 Cup gen 2	GT Cup	9	20	19	2:11.571	3.761	0.219	159.2
10	68	GDL Racing	SMR	Samuele Bosio	ITA			Porsche 992 GT3 Cup	GT Cup	10	19	8	2:12.811	5.001	1.240	157.8
11	78	ZRS Motorsport	ITA	Davide Scannicchio	ITA	Fabio Babini	ITA	Porsche 992 GT3 Cup	GT Cup	11	17	10	2:12.829	5.019	0.018	157.7
12	52	Q1-trackracing	BEL	Xander Przybylak	BEL	Laurent Vandervelde	BEL	Porsche 992 GT3 Cup	GT Cup	12	12	10	2:12.884	5.074	0.055	157.7
13	55	Q1-trackracing	BEL	Gustavo Condé	BRA	H. Mello	BRA	Porsche 992 GT3 Cup	GT Cup	13	17	5	2:13.200	5.390	0.316	157.3
14	81	Mertel Motorsport	DEU	Luca Ludwig	DEU	Steven Liquorish	GBR	Ferrari 488 Challenge Evo	GT Cup	14	15	14	2:13.950	6.140	0.750	156.4
15	77	EST1 Racing	EST	Jori Ala-Jyrä	FIN	Indrek Jaaska	EST	Porsche 992 GT3 Cup	GT Cup	15	19	15	2:14.005	6.195	0.055	156.4
16	11	Eugenio Pisani / SP Racing	ITA	Fabio Fabiani	ITA	Stefano Zerbi	ITA	Porsche 911 GT3 Cup gen 2	GT Cup	16	17	7	2:14.752	6.942	0.747	155.5
17	65	GDL Racing	SMR	Mario Cordoni	ITA			Porsche 992 GT3 Cup	GT Cup	17	3	2	2:16.635	8.825	1.883	153.3
18	70	GDL Racing	SMR	Roberto Bosio	ITA			Porsche 911 GT3 Cup gen 2	GT Cup	18	16	6	2:17.477	9.667	0.842	152.4
19	67	GDL Racing	SMR	Gianluca De Lorenzi	ITA	Stefano Borghi	ITA	Porsche 992 GT3 Cup	GT Cup	19	14	8	2:19.131	11.321	1.654	150.6
20	14	Ghinzani Arco Motorsport	ITA	Maurizio Fondi	ITA	Laura Van den Hengel	NLD	Porsche 992 GT3 Cup	GT Cup	20	15	5	2:20.563	12.753	1.432	149.1

GT Cup Trophy																
Cls	N°	Entrant/Team	Nat	Driver 1	Nat	Driver 2	Nat	Vehicle	Cat	Cls	Laps	Best	Time	Gap	Interval	Km/h
1	99	Lionspeed GP	DEU	José García	ESP	Carlo Scholl	DEU	Porsche Cayman GT4 RS	GT Cup	1	8	8	2:24.036			145.5
2	007	Street-Art Racing	BEL	Jayan Fazal-Karim	FRA	Julien Darras	FRA	Aston Martin Vantage AMR	GT Cup	2	14	14	2:24.290	0.254	0.254	145.2

*** PENALTIES**

- CAR 81 TIME 2:12.085 DELETED TRACK LIMITS AT T 7 AND 10
- CAR 57 TIME 2:12.922 DELETED TRACK LIMITS AT T 7
- CAR 80 TIME 2:13.301 DELETED TRACK LIMITS AT T 7
- CAR 44 TIME 2:16.261 DELETED TRACK LIMITS AT T 10
- CAR 81 TIME 2:44.898 DELETED TRACK LIMITS AT T 7
- CAR 11 TIME 2:20.543 DELETED TRACK LIMITS AT T 10

Published at:.....

Track Temp: **36.3 °C** Air Temp: **27.9 °C** Humidity: **41 %** Track Status: **DRY**

Race Director:

Timekeeper:

Luis Garcia

JOB-1605-ESP/M





Paul Ricard
GT Cup Europe
Free Practice - 1



Provisional Results by Class

Paul Ricard 5.822 m.

- CAR 44 TIME 2:12.885 DELETED TRACK LIMITS AT T 10
- CAR 80 TIME 2:09.472 DELETED TRACK LIMITS AT T 10
- CAR 78 TIME 2:13.754 DELETED TRACK LIMITS AT T 10
- CAR 57 TIME 2:13.159 DELETED TRACK LIMITS AT T 10
- CAR 47 TIME 2:13.437 DELETED TRACK LIMITS AT T 10
- CAR 44 TIME 2:12.361 DELETED TRACK LIMITS AT T 10
- CAR 19 TIME 2:26.822 DELETED TRACK LIMITS AT T 10
- CAR 80 TIME 2:19.421 DELETED TRACK LIMITS AT T 10
- CAR 78 TIME 2:09.046 DELETED TRACK LIMITS AT T 10
- CAR 57 TIME 2:11.313 DELETED TRACK LIMITS AT T 10
- CAR 16 TIME 2:39.292 DELETED TRACK LIMITS AT T 10
- CAR 70 TIME 2:27.237 DELETED TRACK LIMITS AT T 10
- CAR 11 TIME 2:31.894 DELETED TRACK LIMITS AT T 10
- CAR 44 TIME 2:12.315 DELETED TRACK LIMITS AT T 10
- CAR 44 TIME 2:50.789 DELETED TRACK LIMITS AT T 10
- CAR 77 TIME 2:13.972 DELETED TRACK LIMITS AT T 7
- CAR 1007 TIME 2:19.866 DELETED TRACK LIMITS AT T 7
- CAR 57 TIME 2:47.129 DELETED TRACK LIMITS AT T 7
- CAR 16 TIME 2:46.770 DELETED TRACK LIMITS AT T 7
- CAR 1007 TIME 3:00.769 DELETED TRACK LIMITS AT T 7
- CAR 16 TIME 2:11.539 DELETED TRACK LIMITS AT T 7
- CAR 67 TIME 2:27.448 DELETED TRACK LIMITS AT T 7
- CAR 81 TIME 2:08.221 DELETED TRACK LIMITS AT T 7
- CAR 16 TIME 2:32.825 DELETED TRACK LIMITS AT T 7
- CAR 67 TIME 2:09.551 DELETED TRACK LIMITS AT T 7
- CAR 47 TIME 2:10.993 DELETED TRACK LIMITS AT T 7
- CAR 57 TIME 2:14.126 DELETED TRACK LIMITS AT T 7
- CAR 81 TIME 2:08.016 DELETED TRACK LIMITS AT T 7
- CAR 69 TIME 4:50.924 DELETED TRACK LIMITS AT T 10
- CAR 47 TIME 2:11.153 DELETED TRACK LIMITS AT T 10
- CAR 11 TIME 2:16.005 DELETED TRACK LIMITS AT T 7
- CAR 81 TIME 2:14.430 DELETED TRACK LIMITS AT T 7
- CAR 57 TIME 2:10.408 DELETED TRACK LIMITS AT T 7
- CAR 67 TIME 2:09.929 DELETED TRACK LIMITS AT T 10
- CAR 67 TIME 2:18.656 DELETED TRACK LIMITS AT T 10

Published at:.....

Track Temp: **36.3 °C** Air Temp: **27.9 °C** Humidity: **41 %** Track Status: **DRY**

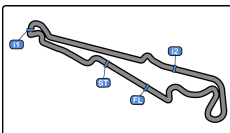
Race Director:

Timekeeper:

Luis Garcia

JOB-1605-ESP/M





Paul Ricard
GT Cup Europe
Free Practice - 1



Paul Ricard 5.822 m

Provisional Results by Class

- CAR 47 TIME 2:22.886 DELETED TRACK LIMITS AT T 10
- CAR 57 TIME 2:10.818 DELETED TRACK LIMITS AT T 7
- CAR 21 TIME 2:12.291 DELETED TRACK LIMITS AT T 7
- CAR 17 TIME 2:10.448 DELETED TRACK LIMITS AT T 10
- CAR 17 TIME 2:11.715 DELETED TRACK LIMITS AT T 7
- CAR 78 TIME 2:13.558 DELETED TRACK LIMITS AT T 10
- CAR 55 TIME 2:47.769 DELETED TRACK LIMITS AT T 10
- CAR 77 TIME 2:19.476 DELETED TRACK LIMITS AT T 7
- CAR 69 TIME 2:16.097 DELETED TRACK LIMITS AT T 10
- CAR 68 TIME 2:11.557 DELETED TRACK LIMITS AT T 7
- CAR 11 TIME 2:46.811 DELETED TRACK LIMITS AT T 10
- CAR 17 TIME 2:09.998 DELETED TRACK LIMITS AT T 7
- CAR 78 TIME 2:52.348 DELETED TRACK LIMITS AT T 10
- CAR 16 TIME 2:18.563 DELETED TRACK LIMITS AT T 7
- CAR 68 TIME 2:11.762 DELETED TRACK LIMITS AT T 7
- CAR 44 TIME 4:28.906 DELETED TRACK LIMITS AT T 10
- CAR 80 TIME 2:19.039 DELETED TRACK LIMITS AT T 7
- CAR 70 TIME 2:18.821 DELETED TRACK LIMITS AT T 7
- CAR 44 TIME 2:28.082 DELETED TRACK LIMITS AT T 10
- CAR 57 TIME 2:15.287 DELETED TRACK LIMITS AT T 7
- CAR 16 TIME 2:12.713 DELETED TRACK LIMITS AT T 7
- CAR 81 TIME 2:17.693 DELETED TRACK LIMITS AT T 10
- CAR 47 TIME 2:10.700 DELETED TRACK LIMITS AT T 10
- CAR 80 TIME 2:10.643 DELETED TRACK LIMITS AT T 7
- CAR 81 TIME 2:15.327 DELETED TRACK LIMITS AT T 7
- CAR 47 TIME 2:10.094 DELETED TRACK LIMITS AT T 7
- CAR 57 TIME 2:12.054 DELETED TRACK LIMITS AT T 10
- CAR 70 TIME 2:30.846 DELETED TRACK LIMITS AT T 10
- CAR 16 TIME 2:13.356 DELETED TRACK LIMITS AT T 10
- CAR 68 TIME 2:12.877 DELETED TRACK LIMITS AT T 10
- CAR 69 TIME 2:18.662 DELETED TRACK LIMITS AT T 10
- CAR 67 TIME 2:10.355 DELETED TRACK LIMITS AT T 10
- CAR 80 TIME 2:09.242 DELETED TRACK LIMITS AT T 10
- CAR 81 TIME 2:16.043 DELETED TRACK LIMITS AT T 10
- CAR 47 TIME 2:21.195 DELETED TRACK LIMITS AT T 10

Published at:.....

Track Temp: **36.3 °C** Air Temp: **27.9 °C** Humidity: **41 %** Track Status: **DRY**

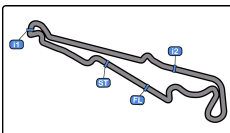
Race Director:

Timekeeper:

Luis Garcia

JOB-1605-ESP/M





Paul Ricard
GT Cup Europe
Free Practice - 1



Paul Ricard 5.822 m

Provisional Results by Class

- CAR 67 TIME 2:10.938 DELETED TRACK LIMITS AT T 10
- CAR 17 TIME 2:10.129 DELETED TRACK LIMITS AT T 7
- CAR 80 TIME 2:24.398 DELETED TRACK LIMITS AT T 7
- CAR 21 TIME 2:12.610 DELETED TRACK LIMITS AT T 7
- CAR 16 TIME 2:11.691 DELETED TRACK LIMITS AT T 7
- CAR 77 TIME 2:13.249 DELETED TRACK LIMITS AT T 7
- CAR 67 TIME 2:10.520 DELETED TRACK LIMITS AT T 7
- CAR 17 TIME 2:11.547 DELETED TRACK LIMITS AT T 10
- CAR 57 TIME 2:10.269 DELETED TRACK LIMITS AT T 10
- CAR 68 TIME 2:12.651 DELETED TRACK LIMITS AT T 10
- CAR 11 TIME 2:17.630 DELETED TRACK LIMITS AT T 10
- CAR 14 TIME 2:20.394 DELETED TRACK LIMITS AT T 10
- CAR 81 TIME 2:27.460 DELETED TRACK LIMITS AT T 10
- CAR 77 TIME 2:15.148 DELETED TRACK LIMITS AT T 10
- CAR 52 TIME 2:12.126 DELETED TRACK LIMITS AT T 10
- CAR 68 TIME 2:11.610 DELETED TRACK LIMITS AT T 10
- CAR 67 TIME 2:09.865 DELETED TRACK LIMITS AT T 10
- CAR 78 TIME 2:12.933 DELETED TRACK LIMITS AT T 7

Published at:.....

Track Temp: **36.3 °C** Air Temp: **27.9 °C** Humidity: **41 %** Track Status: **DRY**

Race Director:

Timekeeper:

Luis Garcia

JOB-1605-ESP/M





Paul Ricard
GT Cup Europe
Free Practice - 1
Lap Analysis



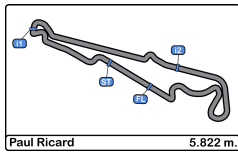
11	Fabio Fabiani Porsche 911 GT3 Cup gen 2	16	Evgenii Leonov Porsche 992 GT3 Cup
AM	Stefano Zerbi	PROAM*	Volcano Motorsport
	Eugenio Pisani / SP Racing		

Lap	D	Time	Sector 1	Sector 2	Sector 3	T. Spd	Elapsed	Lap	D	Time	Sector 1	Sector 2	Sector 3	T. Spd	Elapsed
1		9:39:23.838			9:39:23.838	125.2	9:39:23.838	1		9:38:12.774	9:36:23.597	46.881	1:02.296	112.0	9:38:12.774
2		2:20.543		9:40:44.560	59.821	241.6	9:41:44.381	2		2:23.961	41.063	43.567	59.331	201.1	9:40:36.735
3		2:17.738		9:43:03.232	58.887	242.1	9:44:02.119	3		2:54.010 P	43.559	54.475	1:15.976	242.6	9:43:30.745
4		2:31.894 P		9:45:19.920	1:14.093	243.2	9:46:34.013	4		2:30.292	1:02.637	40.195	56.460	144.7	9:46:10.037
5		4:49.959	2:53.401	40.165	1:16.393	149.7	9:51:23.972	5		2:46.770	36.292	53.539	1:16.939	243.7	9:48:56.807
6		2:15.207	37.277	39.997	57.933	242.6	9:53:39.179	6		2:14.289	38.003	39.912	56.374	240.5	9:51:11.096
7		2:14.752	37.004	40.033	57.715	242.1	9:55:53.931	7		2:41.539	36.052	39.434	56.053	242.1	9:53:22.635
8		2:46.005	36.834	41.121	58.050	242.6	9:58:09.936	8		2:32.825	35.857	38.835	1:18.133	244.3	9:55:55.460
9		2:46.844 P	36.848	39.542	1:30.421	243.2	10:00:56.747	9		2:11.189	35.577	39.936	55.676	243.7	9:58:06.649
10		6:16.040	4:18.565	49.127	1:08.348	107.1	10:07:12.787	10		2:10.993	35.437	39.416	56.140	243.2	10:00:17.642
11		3:21.546	43.301	50.891	1:47.324	184.6	10:10:34.303	11		2:13.084	35.676	39.824	57.584	243.2	10:02:30.726
12		2:41.913	57.030	43.279	1:01.604	79.7	10:13:16.216	12		2:10.953	35.934	39.134	55.885	242.6	10:04:41.679
13		2:20.433	38.936	42.276	59.221	241.0	10:15:36.649	13		2:48.563 P	36.127	40.336	1:02.100	243.7	10:07:00.242
14		2:48.767	36.970	41.289	1:30.508	241.6	10:18:25.416	14		5:04.474	2:46.233	1:21.280	56.961	86.8	10:12:04.716
15		2:18.148	37.796	41.673	58.679	242.1	10:20:43.564	15		2:42.743	36.741	39.552	56.420	242.6	10:14:17.429
16		2:47.630	37.678	41.599	58.353	243.2	10:23:01.194	16		2:43.356	36.848	40.382	56.126	244.3	10:16:30.785
17		3:09.088 P	39.661	1:03.892	1:25.535	243.2	10:26:10.282	17		2:12.092	35.862	39.163	57.067	244.8	10:18:42.877

14	Maurizio Fondi Porsche 992 GT3 Cup	18	Lorenzo Ferdinando Innocenti Ferrari 488 Challenge Evo
AM	Laura Van den Hengel	PROAM	Andrea Belicchi
	Ghinzani Arco Motorsport		Rossocorsa Racing

Lap	D	Time	Sector 1	Sector 2	Sector 3	T. Spd	Elapsed	Lap	D	Time	Sector 1	Sector 2	Sector 3	T. Spd	Elapsed
1		9:41:28.950	9:39:26.444	52.697	1:09.809	85.5	9:41:28.950	1		9:36:36.378	9:34:39.066	47.061	1:10.251	92.5	9:36:36.378
2		2:37.512	42.588	51.644	1:03.280	206.5	9:44:06.462	2		2:36.190	39.255	50.313	1:06.622	238.4	9:39:12.568
3		2:36.555 P	39.588	42.494	1:14.473	235.2	9:46:43.017	3		2:09.262	35.388	38.144	55.730	243.7	9:41:21.830
4		5:32.360	3:46.774	44.586	1:01.000	110.3	9:52:15.377	4		2:18.846	38.727	41.279	58.840	244.3	9:43:40.676
5		2:20.563	38.909	41.516	1:00.138	235.8	9:54:35.940	5		2:08.157	35.143	37.990	55.024	243.2	9:45:48.833
6		2:30.891 P	37.710	41.228	1:11.953	237.3	9:57:06.831	6		2:48.080	34.970	44.271	1:28.839	244.3	9:48:36.913
7		6:05.531	4:11.408	49.599	1:04.524	86.8	10:03:12.362	7		2:07.810	34.951	38.012	54.847	242.6	9:50:44.723
8		2:26.627	39.878	45.633	1:01.116	229.2	10:05:38.989	8		2:15.508 P	35.013	38.131	1:02.364	243.2	9:53:00.231
9		2:22.826	38.661	44.210	59.955	234.7	10:08:01.815	9		4:24.959	2:44.799	42.449	57.711	112.2	9:57:25.190
10		3:38.069	40.037	1:22.092	1:35.940	233.7	10:11:39.884	10		2:40.448	35.716	38.821	55.911	246.0	9:59:35.638
11		2:27.413	39.460	46.338	1:01.615	216.0	10:14:07.297	11		2:10.910	36.115	38.828	55.967	245.4	10:01:46.548
12		2:36.803 P	38.602	42.888	1:15.313	234.2	10:16:44.100	12		2:41.745	36.394	38.548	56.773	244.3	10:03:58.263
13		4:05.312	2:21.019	45.195	59.098	99.4	10:20:49.412	13		2:09.998	35.427	38.620	55.951	244.3	10:06:08.261
14		2:20.394	38.543	42.043	59.808	237.3	10:23:09.806	14		2:27.859 P	35.844	41.209	1:10.806	244.3	10:08:36.120
15		2:51.444 P	39.130	48.912	1:23.402	233.2	10:26:01.250	15		4:59.549	3:21.823	40.101	57.625	129.9	10:13:35.669
								16		2:10.350	35.813	38.891	55.646	246.0	10:15:46.019
								17		2:40.429	35.606	38.775	55.748	246.0	10:17:56.148
								18		2:41.547	35.642	38.808	57.097	244.3	10:20:07.695
								19		2:26.824 P	36.468	43.511	1:06.845	246.0	10:22:34.519





Paul Ricard
GT Cup Europe
Free Practice - 1
Lap Analysis



19 Stefano Bozzoni Ferrari 488 Challenge Evo **44** Eugenio Pisani Porsche 911 GT3 Cup gen 2
 AM Fernando Navarrete Martel Motorsport PROAM Stefano Zanini Eugenio Pisani / SP Racing

Lap	D	Time	Sector 1	Sector 2	Sector 3	T. Spd	Elapsed	Lap	D	Time	Sector 1	Sector 2	Sector 3	T. Spd	Elapsed
1		9:36:28.179	9:34:49.120	41.331	57.728	99.0	9:36:28.179	1		9:38:02.435	9:36:09.461	48.833	1:04.141	118.9	9:38:02.435
2		2:11.409	36.240	39.331	55.838	250.0	9:38:39.588	2		2:46.264	38.090	40.224	57.947	219.0	9:40:18.696
3		2:10.535	35.836	39.035	55.664	251.1	9:40:50.123	3		2:42.885	36.412	39.157	57.316	243.2	9:42:31.581
4		2:09.505	35.397	38.373	55.735	250.5	9:42:59.628	4		2:42.364	36.320	38.892	57.149	244.3	9:44:43.942
5		2:26.822 P	35.809	38.182	1:12.831	249.4	9:45:26.450	5		2:42.345	36.160	39.010	57.145	242.1	9:46:56.257
6		10:36.599 P	8:18.431	47.987	1:30.181	116.1	9:56:03.049	6		2:50.789 P	53.252	47.158	1:10.379	241.6	9:49:47.046
7		3:08.897	1:24.570	42.889	1:01.438	147.7	9:59:11.946	7		4:52.462	3:10.547	42.437	59.478	108.7	9:54:39.508
8		2:26.165	39.773	45.477	1:00.915	224.5	10:01:38.111	8		2:12.419	36.004	39.511	56.904	243.7	9:56:51.927
9		2:22.956	38.453	41.934	1:02.569	239.4	10:04:01.067	9		2:19.126 P	35.986	39.408	1:03.732	244.8	9:59:11.053
10		2:21.177	38.421	42.100	1:00.656	243.7	10:06:22.244	10		4:28.006	2:51.994	39.597	57.315	131.7	10:03:39.959
11		2:20.480	38.262	41.259	1:00.959	246.0	10:08:42.724	11		2:12.454	36.269	39.298	56.887	246.0	10:05:52.413
12		3:12.637	50.726	1:00.733	1:21.178	225.9	10:11:55.361	12		2:28.082	35.939	53.934	58.209	242.6	10:08:20.495
13		2:19.237	39.285	40.558	59.394	235.8	10:14:14.598	13		3:29.255	45.433	1:22.318	1:21.504	244.8	10:11:49.750
14		2:19.329	38.933	41.622	58.774	201.1	10:16:33.927	14		2:20.010 P	36.043	39.518	1:04.449	244.8	10:14:09.760
15		2:20.061	38.538	40.822	1:00.701	244.8	10:18:53.988	15		7:46.897	6:11.407	38.934	56.556	146.5	10:21:56.657
16		2:17.868	37.558	40.643	59.667	245.4	10:21:11.856	16		2:10.929	35.916	38.796	56.217	245.4	10:24:07.586
17		2:16.914	37.634	40.363	58.917	249.4	10:23:28.770	17		2:20.161 P	37.527	38.873	1:03.761	245.4	10:26:27.747
18		2:42.902 P	38.687	45.553	1:18.662	236.8	10:26:11.672								

21 Camil Perian Porsche 911 GT3 Cup gen 2 **47** Alex Reimann Porsche 992 GT3 Cup
 AM Florin Tincescu Camil Perian / R01 Racing by Varu EST1 Racing

Lap	D	Time	Sector 1	Sector 2	Sector 3	T. Spd	Elapsed	Lap	D	Time	Sector 1	Sector 2	Sector 3	T. Spd	Elapsed
1		9:36:19.784 P	9:34:18.226	48.167	1:13.391	107.8	9:36:19.784	1		9:36:57.977	9:35:09.571	47.704	1:00.702	118.2	9:36:57.977
2		3:19.432	1:39.405	40.832	59.195	146.3	9:39:39.216	2		2:16.748	38.377	40.914	57.457	235.8	9:39:14.725
3		2:14.977	37.378	39.817	57.782	240.0	9:41:54.193	3		2:13.563	36.803	39.233	57.527	236.3	9:41:28.288
4		2:13.385	37.068	39.108	57.209	241.0	9:44:07.578	4		2:43.437	36.562	40.274	56.601	235.8	9:43:41.725
5		2:15.280	37.485	39.616	58.179	242.1	9:46:22.858	5		2:11.234	36.358	38.965	55.911	235.8	9:45:52.959
6		2:55.457	39.954	1:17.523	57.980	241.6	9:49:18.315	6		2:58.204 P	35.734	42.646	1:39.824	236.8	9:48:51.163
7		2:14.703	36.511	40.104	58.088	240.5	9:51:33.018	7		3:09.134	1:26.538	39.242	1:03.354	137.0	9:52:00.297
8		2:14.556	37.987	39.116	57.453	242.1	9:53:47.574	8		2:44.153	35.997	39.159	55.997	235.2	9:54:11.450
9		2:25.738 P	37.405	40.642	1:07.691	243.2	9:56:13.312	9		2:40.993	35.726	39.286	55.981	236.8	9:56:22.443
10		5:10.249	3:33.011	39.896	57.342	147.1	10:01:23.561	10		2:22.886 P	35.991	39.132	1:07.763	236.8	9:58:45.329
11		2:42.204	36.285	38.941	57.065	240.5	10:03:35.852	11		3:48.943	2:12.296	40.658	55.989	133.4	10:02:34.272
12		2:18.751	37.679	42.404	58.668	244.3	10:05:54.603	12		2:11.459	35.945	39.542	55.972	236.3	10:04:45.731
13		2:14.021	37.000	40.038	56.983	222.6	10:08:08.624	13		2:12.376	36.127	40.175	56.074	236.3	10:06:58.107
14		3:31.479	38.412	1:24.714	1:28.353	242.1	10:11:40.103	14		2:34.748	35.789	39.165	1:19.794	235.8	10:09:32.855
15		2:21.487	36.407	39.539	1:05.541	238.9	10:14:01.590	15		3:02.432	1:11.828	53.597	57.007	79.0	10:12:35.287
16		2:13.250	36.740	39.372	57.138	238.4	10:16:14.840	16		2:40.700	35.438	39.036	56.226	236.3	10:14:45.987
17		2:11.774	36.352	38.894	56.528	243.7	10:18:26.614	17		2:40.094	35.465	38.936	55.693	237.8	10:16:56.081
18		2:42.640	36.913	39.101	56.596	244.3	10:20:39.224	18		2:24.195 P	35.495	39.860	1:05.840	237.8	10:19:17.276
19		2:11.571	35.972	38.921	56.678	242.1	10:22:50.795								
20		2:38.884 P	36.366	39.984	1:22.534	241.6	10:25:29.679								

52 Xander Przybylak Porsche 992 GT3 Cup
 AM Laurent Vandervelde Q1-trackracing

Lap	D	Time	Sector 1	Sector 2	Sector 3	T. Spd	Elapsed
1		9:55:30.357 P	9:53:34.807	48.123	1:07.427	117.3	9:55:30.357
2		3:44.446	2:04.503	41.489	58.454	136.1	9:59:14.803
3		2:16.277	37.335	41.333	57.609	240.0	10:01:31.080
4		2:15.922	37.775	40.264	57.883	239.4	10:03:47.002
5		2:13.818	36.723	39.788	57.307	237.3	10:06:00.820
6		2:16.705	36.260	41.577	58.868	240.0	10:08:17.525
7		3:39.353 P	44.319	1:23.976	1:31.058	239.4	10:11:56.878
8		4:38.924	2:58.686	41.999	58.239	90.3	10:16:35.802
9		2:16.793	38.775	40.574	57.444	240.5	10:18:52.595
10		2:12.884	36.358	39.961	56.565	241.0	10:21:05.479
11		2:42.426	36.261	39.419	56.446	242.1	10:23:17.605
12		2:48.438 P	36.339	45.068	1:27.031	240.5	10:26:06.043





Paul Ricard
GT Cup Europe
Free Practice - 1
Lap Analysis



55

Gustavo Condé

Porsche 992 GT3 Cup

67

Gianluca De Lorenzi

Porsche 992 GT3 Cup

AM

H. Mello

Q1-trackracing

AM

Stefano Borghi

GDL Racing

Lap	D	Time	Sector 1	Sector 2	Sector 3	T. Spd	Elapsed	Lap	D	Time	Sector 1	Sector 2	Sector 3	T. Spd	Elapsed
1		9:41:30.780	9:39:44.664	45.234	1:00.882	79.0	9:41:30.780	1		9:48:52.193 P	9:46:21.240	57.034	1:33.919	83.0	9:48:52.193
2		2:18.067	38.711	41.622	57.734	231.2	9:43:48.847	2		2:50.173 P	55.882	45.466	1:08.825	152.7	9:51:42.366
3		2:16.468	37.545	41.735	57.188	240.0	9:46:05.315	3		2:27.448	51.786	39.957	55.705	147.3	9:54:09.814
4		2:39.881	37.048	40.446	1:22.387	241.0	9:48:45.196	4		2:09.554	35.419	38.814	55.318	241.6	9:56:19.365
5		2:13.200	36.792	39.851	56.557	238.9	9:50:58.396	5		2:09.929	35.870	38.734	55.325	244.3	9:58:29.294
6		2:13.503	36.587	39.852	57.064	241.0	9:53:11.899	6		2:18.656 P	35.106	38.487	1:05.063	243.7	10:00:47.950
7		2:13.390	36.750	39.940	56.700	241.0	9:55:25.289	7		3:32.882	1:49.717	45.706	57.459	115.7	10:04:20.832
8		2:19.520	36.545	45.027	57.948	242.6	9:57:44.809	8		2:19.131 P	35.355	38.556	1:05.220	241.0	10:06:39.963
9		2:47.769 P	37.011	39.351	1:31.407	242.6	10:00:32.578	9		2:22.026	6:44.847	39.985	57.194	142.1	10:15:01.989
10		6:37.624	4:50.155	44.883	1:02.586	97.9	10:07:10.202	10		2:40.355	35.562	39.157	55.636	241.6	10:17:12.344
11		2:59.297	39.486	41.922	1:37.889	232.2	10:10:09.499	11		2:40.938	35.432	39.715	55.791	242.6	10:19:23.282
12		2:57.077	1:11.432	43.506	1:02.139	80.4	10:13:06.576	12		2:40.520	35.699	39.071	55.750	242.6	10:21:33.802
13		2:20.473	39.358	41.880	59.235	237.8	10:15:27.049	13		2:09.865	35.520	38.690	55.655	243.7	10:23:43.667
14		2:17.736	38.260	41.139	58.337	238.9	10:17:44.785	14		2:42.793 P	37.943	46.834	1:18.016	235.8	10:26:26.460
15		2:17.085	37.972	41.025	58.088	240.5	10:20:01.870								
16		2:15.225	37.642	39.899	57.684	240.5	10:22:17.095								
17		3:09.473 P	37.750	40.225	1:51.498	238.9	10:25:26.568								

57

Quentin Antonel

Porsche 992 GT3 Cup

AM*

Nicolas Vandierendonck

Q1-trackracing

Lap	D	Time	Sector 1	Sector 2	Sector 3	T. Spd	Elapsed	Lap	D	Time	Sector 1	Sector 2	Sector 3	T. Spd	Elapsed
1		9:36:52.380	9:35:00.137	50.272	1:01.971	91.9	9:36:52.380	1		9:39:47.869 P	9:37:52.175	45.357	1:10.337	100.5	9:39:47.869
2		2:12.922	36.675	39.875	56.372	240.0	9:39:05.302	2		3:27.619	1:46.629	42.082	58.908	139.1	9:43:15.488
3		2:14.012	36.155	39.802	58.055	241.0	9:41:19.314	3		2:17.136	37.956	41.292	57.888	238.4	9:45:32.624
4		2:13.159	37.034	40.080	56.045	241.0	9:43:32.473	4		2:29.352 P	37.384	41.193	1:10.775	237.3	9:48:01.976
5		2:11.313	35.928	39.343	56.042	241.6	9:45:43.786	5		3:42.616	2:01.578	41.615	59.423	139.7	9:51:44.592
6		2:47.129 P	36.835	39.321	1:30.973	242.1	9:48:30.915	6		2:14.685	37.118	40.191	57.376	238.9	9:53:59.277
7		6:25.572	4:29.335	50.218	1:06.019	95.1	9:54:56.487	7		2:14.643	36.728	39.897	58.018	240.5	9:56:13.920
8		2:14.126	36.271	41.540	56.315	241.0	9:57:10.613	8		2:12.811	36.535	39.810	56.466	240.5	9:58:26.731
9		2:10.408	35.860	39.157	55.391	241.0	9:59:21.021	9		2:16.158	36.253	39.338	1:00.567	240.0	10:00:42.889
10		2:10.818	35.504	39.701	55.613	242.1	10:01:31.839	10		2:19.186	37.577	42.628	58.981	237.3	10:03:02.075
11		2:21.456 P	36.647	39.618	1:05.191	241.0	10:03:53.295	11		2:11.557	35.962	39.574	56.021	240.5	10:05:13.632
12		7:34.051	4:40.868	1:23.504	1:29.679	144.5	10:11:27.346	12		2:11.762	36.090	39.415	56.257	240.0	10:07:25.394
13		2:15.287	37.557	40.543	57.187	238.9	10:13:42.633	13		2:57.665 P	36.030	43.817	1:37.818	240.5	10:10:23.059
14		2:12.954	36.754	39.396	55.904	241.6	10:15:54.687	14		4:15.401	2:34.765	41.440	59.196	113.9	10:14:38.460
15		2:11.456	36.480	39.213	55.763	242.6	10:18:06.143	15		2:12.877	36.541	40.093	56.243	238.4	10:16:51.337
16		2:10.269	35.930	38.726	55.613	242.6	10:20:16.412	16		2:18.212	37.399	43.543	57.270	241.0	10:19:09.549
17		2:10.392	35.802	38.920	55.670	242.6	10:22:26.804	17		2:12.654	36.179	39.591	56.881	241.0	10:21:22.200
18		2:10.220	36.059	38.662	55.499	242.6	10:24:37.024	18		2:11.610	36.170	39.463	55.977	241.0	10:23:33.810
19		2:23.039 P	35.793	38.445	1:08.801	241.6	10:27:00.063	19		2:50.143 P	41.592	48.160	1:20.391	241.0	10:26:23.953

65

Mario Cordoni

Porsche 992 GT3 Cup

AM

GDL Racing

Lap	D	Time	Sector 1	Sector 2	Sector 3	T. Spd	Elapsed
1		9:43:51.661		9:42:49.504	1:02.157	93.9	9:43:51.661
2		2:16.635			3:18.792	238.9	9:46:08.296
3		3:04.221 P			6:23.013	241.6	9:49:12.517





Paul Ricard
GT Cup Europe
Free Practice - 1
Lap Analysis



69

Alexandre Bochez

Ferrari 488 Challenge Evo

77

Jori Ala-Jyrä

Porsche 992 GT3 Cup

AM

Mikaël Bochez

Kessel Racing

AM

Indrek Jaaska

EST1 Racing

Lap	D	Time	Sector 1	Sector 2	Sector 3	T. Spd	Elapsed	Lap	D	Time	Sector 1	Sector 2	Sector 3	T. Spd	Elapsed
1		9:36:40.736	9:34:57.479	43.379	59.878	112.9	9:36:40.736	1		9:37:26.587	9:35:37.439	48.221	1:00.927	118.9	9:37:26.587
2		2:15.849	37.568	40.407	57.874	247.1	9:38:56.585	2		2:20.191	38.802	42.273	59.116	237.8	9:39:46.778
3		2:14.959	37.180	40.248	57.531	246.0	9:41:11.544	3		2:14.727	37.135	39.910	57.682	239.4	9:42:01.505
4		2:16.035	37.424	40.780	57.831	247.7	9:43:27.579	4		2:13.972	36.685	40.230	57.057	241.0	9:44:15.477
5		2:13.189	36.707	39.693	56.789	246.0	9:45:40.768	5		2:14.549	37.016	40.481	57.052	240.5	9:46:30.026
6		2:46.935 P	37.014	39.440	1:30.481	245.4	9:48:27.703	6		3:16.294 P	37.261	1:23.430	1:15.603	240.5	9:49:46.320
7		4:50.924	3:10.071	40.898	59.955	137.4	9:53:18.627	7		5:02.497	3:18.617	43.251	1:00.629	120.6	9:54:48.817
8		2:14.645	36.933	39.822	57.890	246.5	9:55:33.272	8		2:55.033	39.025	1:14.572	1:01.436	236.8	9:57:43.850
9		2:12.518	36.551	39.574	56.393	246.0	9:57:45.790	9		2:24.234	40.045	41.786	1:02.403	236.8	10:00:08.084
10		2:16.007	36.483	39.547	1:00.067	250.0	10:00:01.887	10		2:23.771	38.249	44.746	1:00.776	240.0	10:02:31.855
11		2:12.053	36.084	39.235	56.734	246.0	10:02:13.940	11		2:19.476	37.680	41.726	1:00.070	240.5	10:04:51.331
12		2:11.352	36.142	38.819	56.391	245.4	10:04:25.292	12		2:19.207	37.537	41.445	1:00.225	241.0	10:07:10.538
13		2:20.745 P	36.591	39.664	1:04.490	247.1	10:06:46.037	13		3:02.607 P	39.726	42.290	1:40.591	225.9	10:10:13.145
14		5:44.338	3:46.486	58.856	58.996	107.2	10:12:30.375	14		4:09.954	2:31.742	40.300	57.912	105.7	10:14:23.099
15		2:12.008	36.504	39.021	56.483	246.5	10:14:42.383	15		2:14.005	36.861	40.078	57.066	240.0	10:16:37.104
16		2:18.662 P	36.373	39.149	1:03.140	247.1	10:17:01.045	16		2:14.176	36.583	40.329	57.264	242.6	10:18:51.280
17		3:24.097	1:47.037	39.814	57.246	137.4	10:20:25.142	17		2:13.249	36.555	40.008	56.686	241.0	10:21:04.529
18		2:12.569	36.243	39.316	57.010	245.4	10:22:37.711	18		2:15.148	36.188	39.735	59.225	242.6	10:23:19.677
19		2:12.022	36.178	39.067	56.777	246.5	10:24:49.733	19		2:48.168 P	37.442	42.532	1:28.194	242.1	10:26:07.845
20		2:42.769 P	38.544	49.597	1:14.628	246.0	10:27:32.502								

70

Roberto Bosio

Porsche 911 GT3 Cup gen 2

78

Davide Scannicchio

Porsche 992 GT3 Cup

AM

GDL Racing

PROAM

Fabio Babini

ZRS Motorsport

Lap	D	Time	Sector 1	Sector 2	Sector 3	T. Spd	Elapsed	Lap	D	Time	Sector 1	Sector 2	Sector 3	T. Spd	Elapsed
1		9:43:55.111	9:41:53.862	49.194	1:12.055	100.3	9:43:55.111	1		9:38:34.938	9:36:46.713	46.543	1:01.682	86.9	9:38:34.938
2		2:27.237	40.778	43.371	1:03.088	232.2	9:46:22.348	2		2:20.823	39.744	42.832	58.247	232.2	9:40:55.761
3		2:45.747	39.774	53.154	1:12.819	237.3	9:49:08.095	3		2:13.754	35.879	40.377	57.498	240.0	9:43:09.515
4		2:19.731	38.932	41.463	59.336	241.6	9:51:27.826	4		2:09.046	35.300	38.728	55.018	242.1	9:45:18.561
5		2:18.450	38.043	40.906	59.501	244.8	9:53:46.276	5		2:28.066 P	35.564	39.468	1:13.034	241.0	9:47:46.627
6		2:17.477	37.697	40.528	59.252	243.7	9:56:03.753	6		9:57.593	8:14.035	44.409	59.149	121.4	9:57:44.220
7		2:39.727 P	39.798	44.043	1:15.886	221.7	9:58:43.480	7		2:13.558	37.005	39.553	57.000	238.4	9:59:57.778
8		4:51.685	3:05.500	45.913	1:00.272	100.9	10:03:35.165	8		2:52.348	36.612	1:18.632	57.104	238.9	10:02:50.126
9		2:17.842	37.753	40.457	59.632	244.8	10:05:53.007	9		2:12.941	36.392	39.484	57.065	238.9	10:05:03.067
10		2:18.824	37.724	41.840	59.257	244.8	10:08:11.828	10		2:12.829	36.555	39.475	56.799	239.4	10:07:15.896
11		3:32.375	38.511	1:22.952	1:30.912	244.8	10:11:44.203	11		2:58.134 P	36.669	41.229	1:40.233	241.0	10:10:14.027
12		2:20.844	38.026	41.865	1:00.953	243.7	10:14:05.047	12		5:59.916	4:12.357	46.919	1:00.640	104.6	10:16:13.943
13		2:30.846 P	38.070	41.642	1:11.134	245.4	10:16:35.893	13		2:18.438	39.090	42.092	57.256	238.9	10:18:32.381
14		4:36.503	2:49.741	44.980	1:01.782	101.4	10:21:12.396	14		2:13.084	36.434	39.816	56.834	240.5	10:20:45.465
15		2:18.623	38.233	41.108	59.282	246.0	10:23:31.019	15		2:13.253	36.282	40.149	56.822	240.5	10:22:58.718
16		2:49.734 P	40.484	50.245	1:19.005	201.1	10:26:20.753	16		2:12.933	36.255	40.349	56.329	241.0	10:25:11.651
17								17		2:44.600 P	43.216	47.318	1:14.066	181.8	10:27:56.251





Paul Ricard
GT Cup Europe
Free Practice - 1
Lap Analysis



80

Iván Velasco

Ferrari 488 Challenge Evo **007**

Jayan Fazal-Karim

Aston Martin Vantage AMR

PROAM

Jorge Cabezas

Mertel Motorsport

TPH

Julien Darras

Street-Art Racing

Lap	D	Time	Sector 1	Sector 2	Sector 3	T. Spd	Elapsed	Lap	D	Time	Sector 1	Sector 2	Sector 3	T. Spd	Elapsed
1		9:36:23.994	9:34:43.649	42.629	57.716	108.7	9:36:23.994	1		9:41:03.994 P	9:37:02.731	48.370	3:12.893	123.5	9:41:03.994
2		2:14.023	37.098	40.462	56.463	247.7	9:38:38.017	2		2:46.224	58.574	45.089	1:02.561	133.3	9:43:50.218
3		2:13.304	36.104	39.290	57.907	251.1	9:40:51.318	3		2:49.866	38.248	41.948	59.670	229.2	9:46:10.084
4		2:09.472	35.730	38.338	55.404	250.5	9:43:00.790	4		3:00.769	37.477	1:06.805	1:16.487	230.7	9:49:10.853
5		2:49.424 P	35.405	38.309	1:05.707	250.0	9:45:20.211	5		3:56.925 P	37.590	41.892	2:37.443	229.2	9:53:07.778
6		5:59.294	4:20.601	39.398	59.295	148.7	9:51:19.505	6		3:10.294	1:12.312	50.223	1:07.759	59.1	9:56:18.072
7		2:09.247	35.269	38.648	55.330	250.5	9:53:28.752	7		2:37.052	43.829	45.408	1:07.815	227.3	9:58:55.124
8		2:11.900	35.548	38.680	57.672	249.4	9:55:40.652	8		2:36.747	43.021	45.146	1:08.580	226.4	10:01:31.871
9		2:18.623 P	36.190	39.078	1:03.355	250.0	9:57:59.275	9		2:33.329	41.679	44.561	1:07.089	215.1	10:04:05.200
10		5:32.254	3:50.780	43.203	58.271	119.0	10:03:31.529	10		2:32.123	40.804	43.670	1:07.649	228.8	10:06:37.323
11		2:12.844	37.533	39.471	55.840	231.2	10:05:44.373	11		2:39.488	40.068	43.274	1:16.146	227.3	10:09:16.811
12		2:19.839	35.834	38.737	1:04.468	250.5	10:08:03.412	12		3:21.509	1:06.771	1:07.060	1:07.678	88.2	10:12:38.320
13		3:35.559	38.654	1:28.087	1:28.818	240.5	10:11:38.971	13		2:27.125	39.692	43.607	1:03.826	228.8	10:15:05.445
14		2:10.906	36.431	38.733	55.742	248.8	10:13:49.877	14		2:24.290	39.168	42.686	1:02.436	230.2	10:17:29.735
15		2:10.643	35.978	38.730	55.935	251.7	10:16:00.520	15			39.928	42.430		229.2	
16		2:09.242	35.336	38.363	55.543	251.1	10:18:09.762								
17		2:24.398 P	36.459	39.391	1:08.548	250.5	10:20:34.160								
18		4:23.501	2:46.861	40.305	56.335	141.9	10:24:57.661								
19		2:38.433 P	36.685	45.259	1:16.489	218.1	10:27:36.094								

81

Luca Ludwig

Ferrari 488 Challenge Evo

PROAM

Steven Liquorish

Mertel Motorsport

Lap	D	Time	Sector 1	Sector 2	Sector 3	T. Spd	Elapsed
1		9:36:16.409	9:34:36.079	42.319	58.011	139.8	9:36:16.409
2		2:12.086	36.203	39.889	55.993	235.8	9:38:28.494
3		2:44.808 P	35.950	40.095	1:28.853	231.2	9:41:13.392
4		1:37.401	10:03.596	38.497	55.308	149.5	9:52:50.793
5		2:08.221	35.270	38.109	54.842	250.0	9:54:59.014
6		2:08.016	35.193	38.130	54.693	249.4	9:57:07.030
7		2:14.430 P	35.193	38.085	1:01.152	249.4	9:59:21.460
8		6:30.582	4:40.017	46.447	1:04.118	65.7	10:05:52.042
9		2:27.890	42.264	43.411	1:02.215	193.8	10:08:19.932
10		3:34.408	46.808	1:23.325	1:24.275	237.3	10:11:54.340
11		2:17.693	38.137	40.915	58.641	240.5	10:14:12.033
12		2:15.327	37.032	40.605	57.690	241.0	10:16:27.360
13		2:16.043	37.321	39.936	58.786	246.0	10:18:43.403
14		2:13.950	37.279	39.482	57.189	224.0	10:20:57.353
15		2:27.460 P	36.510	39.293	1:11.657	248.8	10:23:24.813

99

José García

Porsche Cayman GT4 RS

TPH

Carlo Scholl

Lionspeed GP

Lap	D	Time	Sector 1	Sector 2	Sector 3	T. Spd	Elapsed
1		10:05:09.693 P			10:05:09.693		10:05:09.693
2		2:49.940	58.750	46.440	1:04.750	114.0	10:07:59.633
3		3:54.721	42.994	1:26.134	1:45.593	218.1	10:11:54.354
4		2:27.954	42.017	44.446	1:01.491	216.8	10:14:22.308
5		2:25.962	40.062	43.901	1:01.999	223.6	10:16:48.270
6		2:26.414	40.672	44.784	1:00.958	223.6	10:19:14.684
7		2:24.792	39.767	43.859	1:01.166	223.6	10:21:39.476
8		2:24.036	39.740	43.074	1:01.222	224.5	10:24:03.512
9			41.650	42.959		209.3	





Paul Ricard
GT Cup Europe

Free Practice - 1

Best Sectors Results

Paul Ricard 5.822 m.



Sector - 1			Sector - 2			Sector - 3			Ideal Lap vs Best Lap		
Clas	Nº Driver	Time	Nº Driver	Time	Nº Driver	Time	Clas	Nº Driver	Ideal Lap	Best Lap	Clas
1	17 Innocenti - Belicchi	34.951	17 Innocenti - Belicchi	37.990	81 Ludwig - Liquorish	54.693	1	17 Innocenti - Belicchi	2:07.788	2:07.810	1
2	67 De Lorenzi - Borghi	35.106	81 Ludwig - Liquorish	38.085	17 Innocenti - Belicchi	54.847	2	81 Ludwig - Liquorish	2:07.971	2:13.950	14
3	81 Ludwig - Liquorish	35.193	19 Bozzoni - Navarrete	38.182	78 Scannicchio - Babini	55.018	3	80 Velasco - Cabezas	2:08.908	2:09.247	2
4	80 Velasco - Cabezas	35.269	80 Velasco - Cabezas	38.309	67 De Lorenzi - Borghi	55.318	4	67 De Lorenzi - Borghi	2:08.911	2:19.131	19
5	78 Scannicchio - Babini	35.300	57 Antonel - Vandierendonck	38.445	80 Velasco - Cabezas	55.330	5	78 Scannicchio - Babini	2:09.046	2:12.829	11
6	19 Bozzoni - Navarrete	35.397	67 De Lorenzi - Borghi	38.487	57 Antonel - Vandierendonck	55.391	6	19 Bozzoni - Navarrete	2:09.243	2:09.505	3
7	16 Evgenii Leonov	35.437	78 Scannicchio - Babini	38.728	19 Bozzoni - Navarrete	55.664	7	57 Antonel - Vandierendonck	2:09.340	2:10.220	4
8	47 Alex Reimann	35.438	44 Pisani - Zanini	38.796	16 Evgenii Leonov	55.676	8	16 Evgenii Leonov	2:09.948	2:10.953	6
9	57 Antonel - Vandierendonck	35.504	69 Bochez - Bochez	38.819	47 Alex Reimann	55.693	9	47 Alex Reimann	2:10.067	2:11.234	7
10	44 Pisani - Zanini	35.916	16 Evgenii Leonov	38.835	68 Samuele Bosio	55.977	10	44 Pisani - Zanini	2:10.929	2:10.929	5
11	68 Samuele Bosio	35.962	21 Perian - Tincescu	38.894	44 Pisani - Zanini	56.217	11	68 Samuele Bosio	2:11.277	2:12.811	10
12	21 Perian - Tincescu	35.972	47 Alex Reimann	38.936	69 Bochez - Bochez	56.391	12	69 Bochez - Bochez	2:11.294	2:11.352	8
13	69 Bochez - Bochez	36.084	68 Samuele Bosio	39.338	52 Przybylak - Vandervelde	56.446	13	21 Perian - Tincescu	2:11.394	2:11.571	9
14	77 Ala-Jyrä - Jaaska	36.188	55 Condé - Mello	39.351	21 Perian - Tincescu	56.528	14	52 Przybylak - Vandervelde	2:12.125	2:12.884	12
15	52 Przybylak - Vandervelde	36.260	52 Przybylak - Vandervelde	39.419	55 Condé - Mello	56.557	15	55 Condé - Mello	2:12.453	2:13.200	13
16	55 Condé - Mello	36.545	11 Fabiani - Zerbi	39.542	77 Ala-Jyrä - Jaaska	56.686	16	77 Ala-Jyrä - Jaaska	2:12.609	2:14.005	15
17	11 Fabiani - Zerbi	36.834	77 Ala-Jyrä - Jaaska	39.735	11 Fabiani - Zerbi	57.715	17	11 Fabiani - Zerbi	2:14.091	2:14.752	16
18	007 Fazal-Karim - Darras	37.477	70 Roberto Bosio	40.457	14 Fondi - Van den Hengel	59.098	18	70 Roberto Bosio	2:17.406	2:17.477	18
19	70 Roberto Bosio	37.697	14 Fondi - Van den Hengel	41.228	70 Roberto Bosio	59.252	19	14 Fondi - Van den Hengel	2:18.036	2:20.563	20
20	14 Fondi - Van den Hengel	37.710	007 Fazal-Karim - Darras	41.892	007 Fazal-Karim - Darras	59.670	20	007 Fazal-Karim - Darras	2:19.039	2:24.290	22
21	99 García - Scholl	39.740	99 García - Scholl	42.959	99 García - Scholl	1:00.958	21	99 García - Scholl	2:23.657	2:24.036	21
22	65 Mario Cordoni	Transpon	65 Mario Cordoni	Transpon	65 Mario Cordoni	1:02.157	22	65 Mario Cordoni	Transpon	2:16.635	17





Paul Ricard
GT Cup Europe
Free Practice - 1
Best 5 Lap Times



Paul Ricard 5.822 m.

Cl	N° Entrant/Team	Nat	Driver 1	Nat	Driver 2	Nat	Vehicle	Cat	Cl	Best 1		Best 2		Best 3		Best 4		Best 5	
										Time	Lap	Time	Lap	Time	Lap	Time	Lap	Time	Lap
1	17 Rossocorsa Racing	ITA	Lorenzo Ferdinando Innocenti	ITA	Andrea Belicchi	ITA	Ferrari 488 Challenge Evo	PROAM	1	2:07.810	7	2:08.157	5	2:09.262	3	2:10.350	16	2:10.910	11
2	80 Mertel Motorsport	DEU	Iván Velasco	ESP	Jorge Cabezas	ESP	Ferrari 488 Challenge Evo	PROAM	2	2:09.247	7	2:10.906	14	2:11.900	8	2:12.844	11	2:14.023	2
3	19 Mertel Motorsport	DEU	Stefano Bozzoni	ITA	Fernando Navarrete	ESP	Ferrari 488 Challenge Evo	AM	1	2:09.505	4	2:10.535	3	2:11.409	2	2:16.914	17	2:17.868	16
4	57 Q1-trackracing	BEL	Quentin Antonel	FRA	Nicolas Vandierendonck	BEL	Porsche 992 GT3 Cup	AM*	2	2:10.220	18	2:10.392	17	2:11.456	15	2:14.012	3	2:21.456	11
5	44 Eugenio Pisani / SP Racing	ITA	Eugenio Pisani	ITA	Stefano Zanini	MCO	Porsche 911 GT3 Cup gen 2	PROAM	3	2:10.929	16	2:12.419	8	2:12.454	11	2:19.126	9	2:20.010	14
6	16 Volcano Motorsport	ESP	Evgenii Leonov	IND			Porsche 992 GT3 Cup	PROAM*	4	2:10.953	12	2:10.993	10	2:11.189	9	2:11.709	19	2:12.092	17
7	47 EST1 Racing	EST	Alex Reimann	EST			Porsche 992 GT3 Cup	AM	3	2:11.234	5	2:11.459	12	2:12.376	13	2:13.563	3	2:16.748	2
8	69 Kessel Racing	CHE	Alexandre Bochez	CHE	Mikaël Bochez	CHE	Ferrari 488 Challenge Evo	AM	4	2:11.352	12	2:12.008	15	2:12.022	19	2:12.053	11	2:12.518	9
9	21 Camil Perian / R01 Racing by Varu Nicu	ROU	Camil Perian	ROU	Florin Tincescu	ROU	Porsche 911 GT3 Cup gen 2	AM	5	2:11.571	19	2:11.774	17	2:13.250	16	2:13.385	4	2:14.021	13
10	68 GDL Racing	SMR	Samuele Bosio	ITA			Porsche 992 GT3 Cup	AM	6	2:12.811	8	2:14.643	7	2:14.685	6	2:16.158	9	2:17.136	3
11	78 ZRS Motorsport	ITA	Davide Scannicchio	ITA	Fabio Babini	ITA	Porsche 992 GT3 Cup	PROAM	5	2:12.829	10	2:12.941	9	2:13.084	14	2:13.253	15	2:18.438	13
12	52 Q1-trackracing	BEL	Xander Przybylak	BEL	Laurent Vandervelde	BEL	Porsche 992 GT3 Cup	AM	7	2:12.884	10	2:13.818	5	2:15.922	4	2:16.277	3	2:16.705	6
13	55 Q1-trackracing	BEL	Gustavo Condé	BRA	H. Mello	BRA	Porsche 992 GT3 Cup	AM	8	2:13.200	5	2:13.390	7	2:13.503	6	2:15.225	16	2:16.468	3
14	81 Mertel Motorsport	DEU	Luca Ludwig	DEU	Steven Liquorish	GBR	Ferrari 488 Challenge Evo	PROAM	6	2:13.950	14	2:27.890	9	3:34.408	10	6:30.582	8		
15	77 EST1 Racing	EST	Jori Ala-Jyrä	FIN	Indrek Jaaska	EST	Porsche 992 GT3 Cup	AM	9	2:14.005	15	2:14.176	16	2:14.549	5	2:14.727	3	2:19.207	12
16	11 Eugenio Pisani / SP Racing	ITA	Fabio Fabiani	ITA	Stefano Zerbi	ITA	Porsche 911 GT3 Cup gen 2	AM	10	2:14.752	7	2:15.207	6	2:17.738	3	2:18.148	15	2:20.433	13
17	65 GDL Racing	SMR	Mario Cordoni	ITA			Porsche 992 GT3 Cup	AM	11	2:16.635	2	3:04.221	3						
18	70 GDL Racing	SMR	Roberto Bosio	ITA			Porsche 911 GT3 Cup gen 2	AM	12	2:17.477	6	2:17.842	9	2:18.450	5	2:18.623	15	2:19.731	4
19	67 GDL Racing	SMR	Gianluca De Lorenzi	ITA	Stefano Borghi	ITA	Porsche 992 GT3 Cup	AM	13	2:19.131	8	2:42.793	14	2:50.173	2	3:32.882	7		
20	14 Ghinzani Arco Motorsport	ITA	Maurizio Fondi	ITA	Laura Van den Hengel	NLD	Porsche 992 GT3 Cup	AM	14	2:20.563	5	2:22.826	9	2:26.627	8	2:27.413	11	2:30.891	6
21	99 Lionspeed GP	DEU	José García	ESP	Carlo Scholl	DEU	Porsche Cayman GT4 RS	TPH	1	2:24.036	8	2:24.792	7	2:25.962	5	2:26.414	6	2:27.954	4
22	007 Street-Art Racing	BEL	Jayan Fazal-Karim	FRA	Julien Darras	FRA	Aston Martin Vantage AMR	TPH	2	2:24.290	14	2:27.125	13	2:32.123	10	2:33.329	9	2:36.747	8





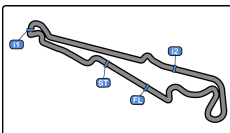
Paul Ricard
GT Cup Europe
Free Practice - 1
Best 5 Top Speeds



Paul Ricard 5.822 m

Cl	N° Entrant/Team	Nat	Driver 1	Nat	Driver 2	Nat	Vehicle	Cat	Cl	Top 1		Top 2		Top 3		Top 4		Top 5		Avg
										Km/h	Lap	Km/h	Lap	Km/h	Lap	Km/h	Lap	Km/h	Lap	
1	80 Mertel Motorsport	DEU	Iván Velasco	ESP	Jorge Cabezas	ESP	Ferrari 488 Challenge Evo	PROAM	1	251.7	15	251.1	3	251.1	16	250.5	4	250.5	7	251.0
2	19 Mertel Motorsport	DEU	Stefano Bozzoni	ITA	Fernando Navarrete	ESP	Ferrari 488 Challenge Evo	AM	1	251.1	3	250.5	4	250.0	2	249.4	5	249.4	17	250.1
3	69 Kessel Racing	CHE	Alexandre Bochez	CHE	Mikaël Bochez	CHE	Ferrari 488 Challenge Evo	AM	2	250.0	10	247.7	4	247.1	2	247.1	13	247.1	16	247.8
4	81 Mertel Motorsport	DEU	Luca Ludwig	GBR	Steven Liquorish	GBR	Ferrari 488 Challenge Evo	PROAM	2	250.0	5	249.4	6	249.4	7	248.8	15	246.0	13	248.7
5	17 Rossocorsa Racing	ITA	Lorenzo Ferdinando Innocenti	ITA	Andrea Belicchi	ITA	Ferrari 488 Challenge Evo	PROAM	3	246.0	10	246.0	16	246.0	17	246.0	19	245.4	11	245.9
6	44 Eugenio Pisani / SP Racing	ITA	Eugenio Pisani	ITA	Stefano Zanini	MCO	Porsche 911 GT3 Cup gen 2	PROAM	4	246.0	11	245.4	16	245.4	17	244.8	9	244.8	13	245.3
7	70 GDL Racing	SMR	Roberto Bosio	ITA			Porsche 911 GT3 Cup gen 2	AM	3	246.0	15	245.4	13	244.8	5	244.8	9	244.8	10	245.2
8	16 Volcano Motorsport	ESP	Evgenii Leonov	IND			Porsche 992 GT3 Cup	PROAM*	5	245.4	20	244.8	17	244.8	19	244.3	8	244.3	16	244.7
9	21 Camil Perian / R01 Racing by Varu Nicu	ROU	Camil Perian	ROU	Florin Tincescu	ROU	Porsche 911 GT3 Cup gen 2	AM	4	244.3	12	244.3	18	243.7	17	243.2	9	242.1	5	243.5
10	67 GDL Racing	SMR	Gianluca De Lorenzi	ITA	Stefano Borghi	ITA	Porsche 992 GT3 Cup	AM	5	244.3	5	243.7	6	243.7	13	242.6	11	242.6	12	243.4
11	11 Eugenio Pisani / SP Racing	ITA	Fabio Fabiani	ITA	Stefano Zerbi	ITA	Porsche 911 GT3 Cup gen 2	AM	6	243.2	4	243.2	9	243.2	16	243.2	17	242.6	6	243.1
12	55 Q1-trackracing	BEL	Gustavo Condé	BRA	H. Mello	BRA	Porsche 992 GT3 Cup	AM	7	242.6	8	242.6	9	241.0	4	241.0	6	241.0	7	241.7
13	57 Q1-trackracing	BEL	Quentin Antonel	FRA	Nicolas Vandierendonck	BEL	Porsche 992 GT3 Cup	AM*	8	242.6	15	242.6	16	242.6	17	242.6	18	242.1	6	242.5
14	77 EST1 Racing	EST	Jori Ala-Jyrä	FIN	Indrek Jaaska	EST	Porsche 992 GT3 Cup	AM	9	242.6	16	242.6	18	242.1	19	241.0	4	241.0	12	241.9
15	52 Q1-trackracing	BEL	Xander Przybylak	BEL	Laurent Vandervelde	BEL	Porsche 992 GT3 Cup	AM	10	242.1	11	241.0	10	240.5	9	240.5	12	240.0	3	240.8
16	78 ZRS Motorsport	ITA	Davide Scannicchio	ITA	Fabio Babini	ITA	Porsche 992 GT3 Cup	PROAM	6	242.1	4	241.0	5	241.0	11	241.0	16	240.5	14	241.1
17	65 GDL Racing	SMR	Mario Cordoni	ITA			Porsche 992 GT3 Cup	AM	11	241.6	3	238.9	2	93.9	1					191.5
18	68 GDL Racing	SMR	Samuele Bosio	ITA			Porsche 992 GT3 Cup	AM	12	241.0	16	241.0	17	241.0	18	241.0	19	240.5	7	240.9
19	47 EST1 Racing	EST	Alex Reimann	EST			Porsche 992 GT3 Cup	AM	13	237.8	17	237.8	18	236.8	6	236.8	9	236.8	10	237.2
20	14 Ghinzani Arco Motorsport	ITA	Maurizio Fondi	ITA	Laura Van den Hengel	NLD	Porsche 992 GT3 Cup	AM	14	237.3	6	237.3	14	235.8	5	235.2	3	234.7	9	236.1
21	007 Street-Art Racing	BEL	Jayan Fazal-Karim	FRA	Julien Darras	FRA	Aston Martin Vantage AMR	TPH	1	230.7	4	230.2	14	229.2	3	229.2	5	229.2	15	229.7
22	99 Lionspeed GP	DEU	José García	ESP	Carlo Scholl	DEU	Porsche Cayman GT4 RS	TPH	2	224.5	8	223.6	5	223.6	6	223.6	7	218.1	3	222.7





Paul Ricard
GT Cup Europe

Free Practice - 1

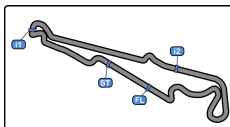
Fastest Laps Sequence

Paul Ricard 5.822 m.



Lap	Time of Day	Session Time	N° Entrant/Team	Nat	Driver 1	Nat	Driver 2	Nat	Vehicle	Cat	Time	Km/h
2	9:38:38.017	5:38.017	80 Mertel Motorsport	DEU	Iván Velasco	ESP	Jorge Cabezas	ESP	Ferrari 488 Challenge Evo	PROAM	2:14.023	156.3
2	9:38:39.588	5:39.588	19 Mertel Motorsport	DEU	Stefano Bozzoni	ITA	Fernando Navarrete	ESP	Ferrari 488 Challenge Evo	AM	2:11.409	159.4
3	9:40:50.123	7:50.123	19 Mertel Motorsport	DEU	Stefano Bozzoni	ITA	Fernando Navarrete	ESP	Ferrari 488 Challenge Evo	AM	2:10.535	160.5
3	9:41:21.830	8:21.830	17 Rossocorsa Racing	ITA	Lorenzo Ferdinando Innocenti	ITA	Andrea Belicchi	ITA	Ferrari 488 Challenge Evo	PROAM	2:09.262	162.1
5	9:45:48.833	12:48.833	17 Rossocorsa Racing	ITA	Lorenzo Ferdinando Innocenti	ITA	Andrea Belicchi	ITA	Ferrari 488 Challenge Evo	PROAM	2:08.157	163.5
7	9:50:44.723	17:44.723	17 Rossocorsa Racing	ITA	Lorenzo Ferdinando Innocenti	ITA	Andrea Belicchi	ITA	Ferrari 488 Challenge Evo	PROAM	2:07.810	163.9





Paul Ricard
GT Cup Europe
Free Practice - 1

Event Best Maximum Speed

Paul Ricard 5.822 m



N°	Entrant/Team	Nat	Driver 1	Nat	Driver 2	Nat	Vehicle	Cat	Km/h	Session
80	Mertel Motorsport	DEU	Iván Velasco	ESP	Jorge Cabezas	ESP	Ferrari 488 Challenge Evo	PROAM	251.7	Free Practice - 1
19	Mertel Motorsport	DEU	Stefano Bozzoni	ITA	Fernando Navarrete	ESP	Ferrari 488 Challenge Evo	AM	251.1	Free Practice - 1
81	Mertel Motorsport	DEU	Luca Ludwig	DEU	Steven Liquorish	GBR	Ferrari 488 Challenge Evo	PROAM	250.0	Free Practice - 1
69	Kessel Racing	CHE	Alexandre Bochez	CHE	Mikaël Bochez	CHE	Ferrari 488 Challenge Evo	AM	250.0	Free Practice - 1
17	Rosscorsa Racing	ITA	Lorenzo Ferdinando Innocenti	ITA	Andrea Belicchi	ITA	Ferrari 488 Challenge Evo	PROAM	246.0	Free Practice - 1
44	Eugenio Pisani / SP Racing	ITA	Eugenio Pisani	ITA	Stefano Zanini	MCO	Porsche 911 GT3 Cup gen 2	PROAM	246.0	Free Practice - 1
70	GDL Racing	SMR	Roberto Bosio	ITA			Porsche 911 GT3 Cup gen 2	AM	246.0	Free Practice - 1
16	Volcano Motorsport	ESP	Evgenii Leonov	IND			Porsche 992 GT3 Cup	PROAM*	245.4	Free Practice - 1
67	GDL Racing	SMR	Gianluca De Lorenzi	ITA	Stefano Borghi	ITA	Porsche 992 GT3 Cup	AM	244.3	Free Practice - 1
21	Camil Perian / R01 Racing by Varu Nicu	ROU	Camil Perian	ROU	Florin Tincescu	ROU	Porsche 911 GT3 Cup gen 2	AM	244.3	Free Practice - 1
11	Eugenio Pisani / SP Racing	ITA	Fabio Fabiani	ITA	Stefano Zerbi	ITA	Porsche 911 GT3 Cup gen 2	AM	243.2	Free Practice - 1
55	Q1-trackracing	BEL	Gustavo Condé	BRA	H. Mello	BRA	Porsche 992 GT3 Cup	AM	242.6	Free Practice - 1
57	Q1-trackracing	BEL	Quentin Antonel	FRA	Nicolas Vandierendonck	BEL	Porsche 992 GT3 Cup	AM*	242.6	Free Practice - 1
77	EST1 Racing	EST	Jori Ala-Jyrä	FIN	Indrek Jaaska	EST	Porsche 992 GT3 Cup	AM	242.6	Free Practice - 1
78	ZRS Motorsport	ITA	Davide Scannicchio	ITA	Fabio Babini	ITA	Porsche 992 GT3 Cup	PROAM	242.1	Free Practice - 1
52	Q1-trackracing	BEL	Xander Przybylak	BEL	Laurent Vandervelde	BEL	Porsche 992 GT3 Cup	AM	242.1	Free Practice - 1
65	GDL Racing	SMR	Mario Cordoni	ITA			Porsche 992 GT3 Cup	AM	241.6	Free Practice - 1
68	GDL Racing	SMR	Samuele Bosio	ITA			Porsche 992 GT3 Cup	AM	241.0	Free Practice - 1
47	EST1 Racing	EST	Alex Reimann	EST			Porsche 992 GT3 Cup	AM	237.8	Free Practice - 1
14	Ghinzani Arco Motorsport	ITA	Maurizio Fondi	ITA	Laura Van den Hengel	NLD	Porsche 992 GT3 Cup	AM	237.3	Free Practice - 1
007	Street-Art Racing	BEL	Jayan Fazal-Karim	FRA	Julien Darras	FRA	Aston Martin Vantage AMR	TPH	230.7	Free Practice - 1
99	Lionspeed GP	DEU	José García	ESP	Carlo Scholl	DEU	Porsche Cayman GT4 RS	TPH	224.5	Free Practice - 1





Paul Ricard
GT Cup Europe
Free Practice - 1
Pit Stop Analysis



11 Fabio Fabiani Porsche 911 GT3 Cup gen 2

AM Stefano Zerbi Eugenio Pisani / SP Racing

N°	In Day Time	In Time	Out Time	Pit Time	T. Pit Time	Handicap	Diff.
1	9:46:24.616	9:46:24.616	9:48:51.063	2:26.447	2:26.447		
2	10:00:47.721	10:00:47.721	10:04:30.958	3:43.237	6:09.684		

14 Maurizio Fondi Porsche 992 GT3 Cup

AM Laura Van den Hengel Ghinzani Arco Motorsport

N°	In Day Time	In Time	Out Time	Pit Time	T. Pit Time	Handicap	Diff.
1	9:46:31.185	9:46:31.185	9:49:49.165	3:17.980	3:17.980		
2	9:56:57.623	9:56:57.623	10:00:28.337	3:30.714	6:48.694		
3	10:16:33.329	10:16:33.329	10:18:20.395	1:47.066	8:35.760		

16 Evgenii Leonov Porsche 992 GT3 Cup

PROAM* Volcano Motorsport

N°	In Day Time	In Time	Out Time	Pit Time	T. Pit Time	Handicap	Diff.
1	9:43:21.699	9:43:21.699	9:43:58.082	36.383	36.383		
2	10:06:51.615	10:06:51.615	10:08:48.665	1:57.050	2:33.433		

17 Lorenzo Ferdinando Innocenti Ferrari 488 Challenge Evo

PROAM Andrea Belicchi Rossocorsa Racing

N°	In Day Time	In Time	Out Time	Pit Time	T. Pit Time	Handicap	Diff.
1	9:52:51.749	9:52:51.749	9:55:05.648	2:13.899	2:13.899		
2	10:08:27.677	10:08:27.677	10:11:19.347	2:51.670	5:05.569		

19 Stefano Bozzoni Ferrari 488 Challenge Evo

AM Fernando Navarrete Mertel Motorsport

N°	In Day Time	In Time	Out Time	Pit Time	T. Pit Time	Handicap	Diff.
1	9:45:16.617	9:45:16.617	9:53:00.215	7:43.598	7:43.598		
2	9:55:52.525	9:55:52.525	9:56:48.749	56.224	8:39.822		

21 Camil Perian Porsche 911 GT3 Cup gen 2

AM Florin Tincescu Camil Perian / R01 Racing by Varu Nicu

N°	In Day Time	In Time	Out Time	Pit Time	T. Pit Time	Handicap	Diff.
1	9:36:10.161	9:36:10.161	9:37:22.067	1:11.906	1:11.906		
2	9:56:04.376	9:56:04.376	9:59:09.933	3:05.557	4:17.463		

44 Eugenio Pisani Porsche 911 GT3 Cup gen 2

PROAM Stefano Zanini Eugenio Pisani / SP Racing

N°	In Day Time	In Time	Out Time	Pit Time	T. Pit Time	Handicap	Diff.
1	9:49:34.145	9:49:34.145	9:52:16.713	2:42.568	2:42.568		
2	9:59:02.666	9:59:02.666	10:01:25.951	2:23.285	5:05.853		
3	10:14:01.376	10:14:01.376	10:19:45.685	5:44.309	10:50.162		

47 Alex Reimann Porsche 992 GT3 Cup

AM EST1 Racing

N°	In Day Time	In Time	Out Time	Pit Time	T. Pit Time	Handicap	Diff.
1	9:48:42.172	9:48:42.172	9:49:42.029	59.857	59.857		
2	9:58:36.147	9:58:36.147	10:00:21.915	1:45.768	2:45.625		

52 Xander Przybylak Porsche 992 GT3 Cup

AM Laurent Vandervelde Q1-trackracing

N°	In Day Time	In Time	Out Time	Pit Time	T. Pit Time	Handicap	Diff.
1	9:55:21.994	9:55:21.994	9:56:57.410	1:35.416	1:35.416		
2	10:11:48.510	10:11:48.510	10:14:12.158	2:23.648	3:59.064		

55 Gustavo Condé Porsche 992 GT3 Cup

AM H. Mello Q1-trackracing

N°	In Day Time	In Time	Out Time	Pit Time	T. Pit Time	Handicap	Diff.
1	10:00:20.070	10:00:20.070	10:04:36.425	4:16.355	4:16.355		

57 Quentin Antonel Porsche 992 GT3 Cup

AM* Nicolas Vandierendonck Q1-trackracing

N°	In Day Time	In Time	Out Time	Pit Time	T. Pit Time	Handicap	Diff.
1	9:48:22.362	9:48:22.362	9:52:12.129	3:49.767	3:49.767		
2	10:03:44.772	10:03:44.772	10:07:57.643	4:12.871	8:02.638		

67 Gianluca De Lorenzi Porsche 992 GT3 Cup

AM Stefano Borghi GDL Racing

N°	In Day Time	In Time	Out Time	Pit Time	T. Pit Time	Handicap	Diff.
1	9:48:43.351	9:48:43.351	9:49:11.449	28.098	28.098		
2	9:51:34.032	9:51:34.032	9:51:59.291	25.259	53.357		
3	10:00:39.560	10:00:39.560	10:01:57.306	1:17.746	2:11.103		
4	10:06:31.595	10:06:31.595	10:12:49.404	6:17.809	8:28.912		

68 Samuele Bosio Porsche 992 GT3 Cup

AM GDL Racing

N°	In Day Time	In Time	Out Time	Pit Time	T. Pit Time	Handicap	Diff.
1	9:39:38.762	9:39:38.762	9:40:56.780	1:18.018	1:18.018		
2	9:47:53.362	9:47:53.362	9:49:26.477	1:33.115	2:51.133		
3	10:10:12.441	10:10:12.441	10:12:18.574	2:06.133	4:57.266		

69 Alexandre Bochez Ferrari 488 Challenge Evo

AM Mikaël Bochez Kessel Racing

N°	In Day Time	In Time	Out Time	Pit Time	T. Pit Time	Handicap	Diff.
1	9:48:19.129	9:48:19.129	9:50:59.816	2:40.687	2:40.687		
2	10:06:37.486	10:06:37.486	10:09:44.150	3:06.664	5:47.351		
3	10:16:52.525	10:16:52.525	10:18:11.712	1:19.187	7:06.538		

70 Roberto Bosio Porsche 911 GT3 Cup gen 2

AM GDL Racing

N°	In Day Time	In Time	Out Time	Pit Time	T. Pit Time	Handicap	Diff.
1	9:58:34.444	9:58:34.444	10:01:07.650	2:33.206	2:33.206		
2	10:16:26.311	10:16:26.311	10:18:42.428	2:16.117	4:49.323		

77 Jori Ala-Jyrä Porsche 992 GT3 Cup

AM Indrek Jaaska EST1 Racing

N°	In Day Time	In Time	Out Time	Pit Time	T. Pit Time	Handicap	Diff.
1	9:49:33.147	9:49:33.147	9:52:25.037	2:51.890	2:51.890		
2	10:10:03.199	10:10:03.199	10:12:06.772	2:03.573	4:55.463		

78 Davide Scannicchio Porsche 992 GT3 Cup

PROAM Fabio Babini ZRS Motorsport

N°	In Day Time	In Time	Out Time	Pit Time	T. Pit Time	Handicap	Diff.
1	9:47:37.986	9:47:37.986	9:55:19.580	7:41.594	7:41.594		
2	10:10:05.093	10:10:05.093	10:13:40.610	3:35.517	11:17.111		

80 Iván Velasco Ferrari 488 Challenge Evo

PROAM Jorge Cabezas Mertel Motorsport

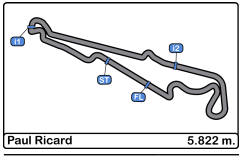
N°	In Day Time	In Time	Out Time	Pit Time	T. Pit Time	Handicap	Diff.
1	9:45:11.595	9:45:11.595	9:49:05.306	3:53.711	3:53.711		
2	9:57:50.672	9:57:50.672	10:01:10.295	3:19.623	7:13.334		
3	10:20:23.238	10:20:23.238	10:22:45.230	2:21.992	9:35.326		

81 Luca Ludwig Ferrari 488 Challenge Evo

PROAM Steven Liquorish Mertel Motorsport

N°	In Day Time	In Time	Out Time	Pit Time	T. Pit Time	Handicap	Diff.
1	9:41:03.748	9:41:03.748	9:50:41.768	9:38.020	9:38.020		
2	9:59:12.971	9:59:12.971	10:03:14.336	4:01.365	13:39.385		





Paul Ricard
GT Cup Europe
Free Practice - 1
Pit Stop Analysis

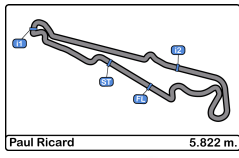


007 Jayan Fazal-Karim Aston Martin Vantage AMR

TPH Julien Darras Street-Art Racing

N°	In Day Time	In Time	Out Time	Pit Time	T. Pit Time	Handicap	Diff.
1	9:38:58.061	9:38:58.061	9:41:21.694	2:23.633	2:23.633		
2	9:51:27.599	9:51:27.599	9:53:27.882	2:00.283	4:23.916		

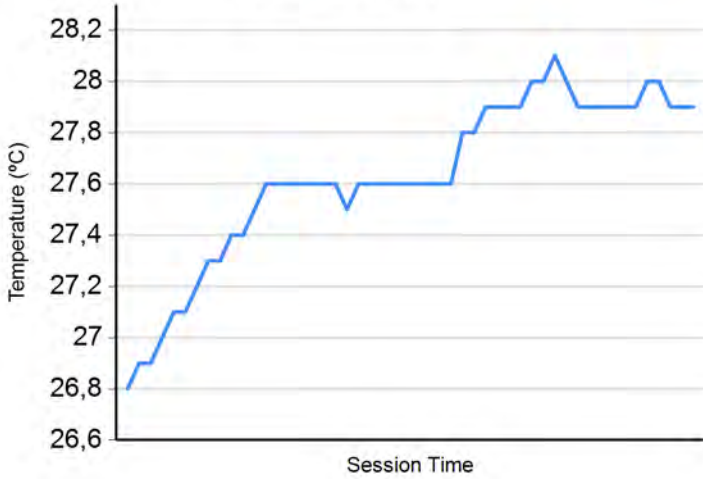




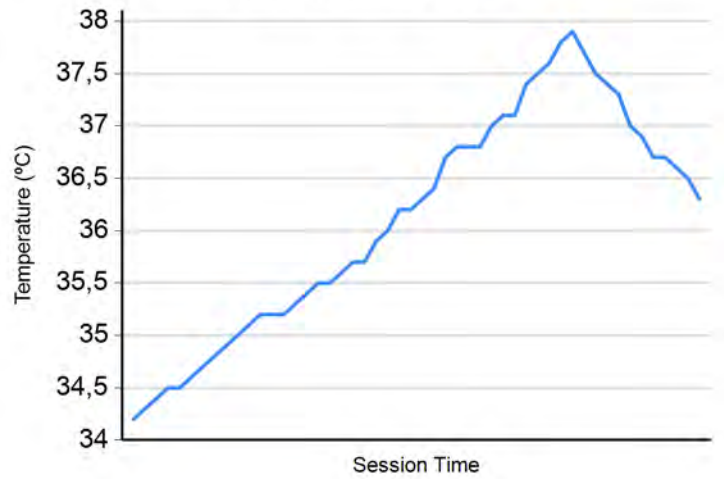
Paul Ricard
 GT Cup Europe
 Free Practice - 1
 Weather Report



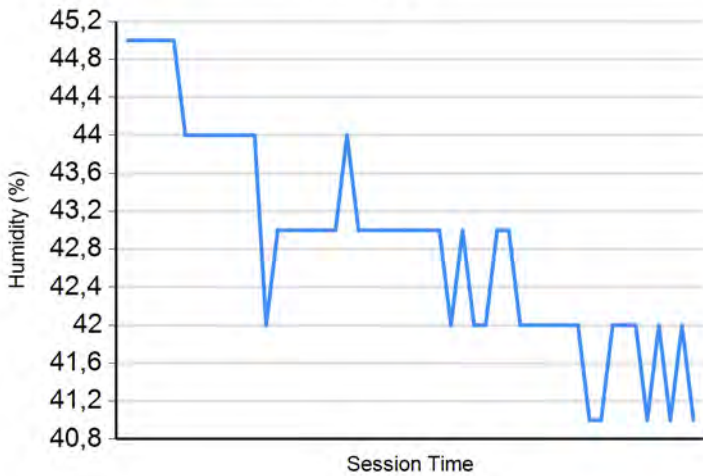
Air Temperature



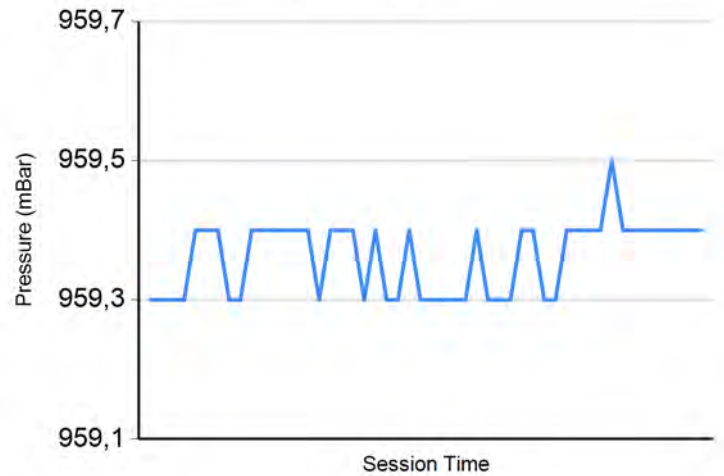
Track Temperature



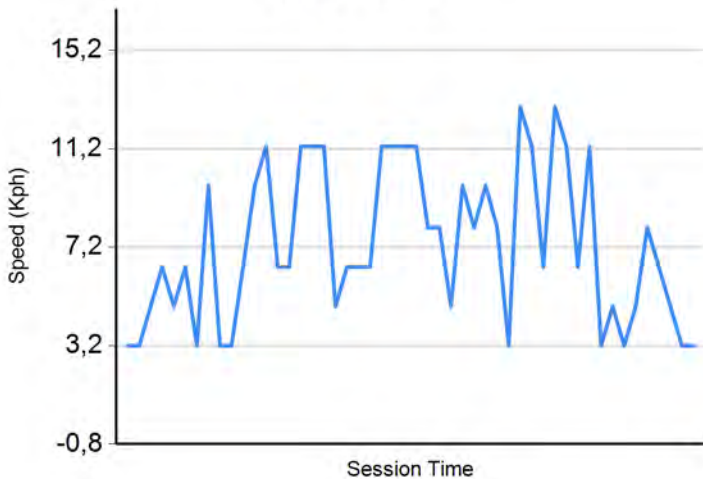
Humidity



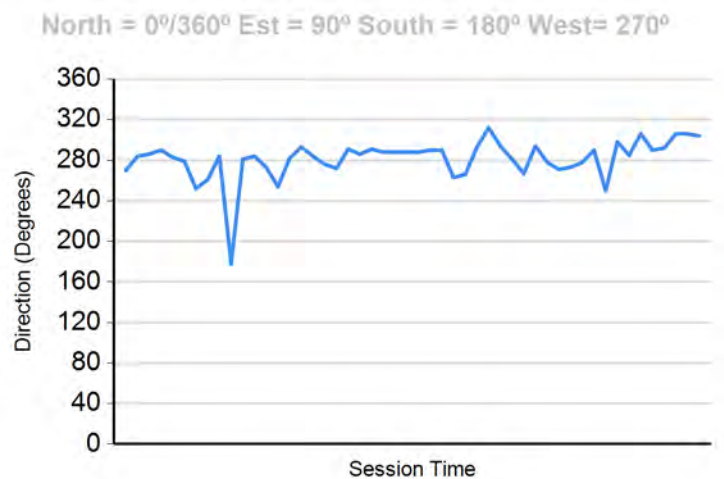
Pressure

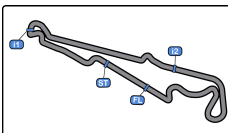


Wind Speed



Wind direction





Paul Ricard
GT Cup Europe

Free Practice - 2

Provisional Results

Paul Ricard 5.822 m



Cls	N°	Entrant/Team	Nat	Driver 1	Nat	Driver 2	Nat	Vehicle	Cat	Cls	Laps	Best	Time	Gap	Interval	Km/h
1	78	ZRS Motorsport	ITA	Davide Scannicchio	ITA	Fabio Babini	ITA	Porsche 992 GT3 Cup	PROAM	1	14	7	2:08.620			162.9
2	80	Mertel Motorsport	DEU	Iván Velasco	ESP	Jorge Cabezas	ESP	Ferrari 488 Challenge Evo	PROAM	2	15	12	2:09.122	0.502	0.502	162.3
3	16	Volcano Motorsport	ESP	Evgenii Leonov	MDA			Porsche 992 GT3 Cup	PROAM*	3	17	8	2:09.498	0.878	0.376	161.8
4	17	Rosscorsa Racing	ITA	Lorenzo Ferdinando Innocenti	ITA	Andrea Belicchi	ITA	Ferrari 488 Challenge Evo	PROAM	4	16	12	2:09.751	1.131	0.253	161.5
5	47	EST1 Racing	EST	Alex Reimann	EST			Porsche 992 GT3 Cup	AM	1	15	13	2:10.049	1.429	0.298	161.1
6	57	Q1-trackracing	BEL	Quentin Antonel	FRA	Nicolas Vandierendonck	BEL	Porsche 992 GT3 Cup	AM*	2	17	7	2:10.157	1.537	0.108	161.0
7	21	Camil Perian / R01 Racing by Varu Nicu	ROU	Camil Perian	ROU	Florin Tincescu	ROU	Porsche 911 GT3 Cup gen 2	AM	3	17	12	2:11.011	2.391	0.854	159.9
8	44	Eugenio Pisani / SP Racing	ITA	Eugenio Pisani	ITA	Stefano Zanini	MCO	Porsche 911 GT3 Cup gen 2	PROAM	5	16	7	2:11.100	2.480	0.089	159.8
9	55	Q1-trackracing	BEL	Gustavo Condé	BRA	H. Mello	BRA	Porsche 992 GT3 Cup	AM	4	17	10	2:11.403	2.783	0.303	159.5
10	65	GDL Racing	SMR	Mario Cordoni	ITA			Porsche 992 GT3 Cup	AM	5	17	12	2:11.521	2.901	0.118	159.3
11	69	Kessel Racing	CHE	Alexandre Bochez	CHE	Mikaël Bochez	CHE	Ferrari 488 Challenge Evo	AM	6	15	11	2:12.030	3.410	0.509	158.7
12	52	Q1-trackracing	BEL	Xander Przybylak	BEL	Laurent Vandervelede	BEL	Porsche 992 GT3 Cup	AM	7	13	9	2:12.459	3.839	0.429	158.2
13	77	EST1 Racing	EST	Jori Ala-Jyrä	FIN	Indrek Jaaska	EST	Porsche 992 GT3 Cup	AM	8	17	10	2:13.086	4.466	0.627	157.4
14	67	GDL Racing	SMR	Gianluca De Lorenzi	ITA	Stefano Borghi	ITA	Porsche 992 GT3 Cup	AM	9	14	9	2:13.700	5.080	0.614	156.7
15	68	GDL Racing	SMR	Samuele Bosio	ITA			Porsche 992 GT3 Cup	AM	10	16	5	2:13.883	5.263	0.183	156.5
16	11	Eugenio Pisani / SP Racing	ITA	Fabio Fabiani	ITA	Stefano Zerbi	ITA	Porsche 911 GT3 Cup gen 2	AM	11	15	10	2:14.768	6.148	0.885	155.5
17	14	Ghinzani Arco Motorsport	ITA	Maurizio Fondi	ITA	Laura Van den Hengel	NLD	Porsche 992 GT3 Cup	AM	12	16	7	2:15.763	7.143	0.995	154.3
18	70	GDL Racing	SMR	Roberto Bosio	ITA			Porsche 911 GT3 Cup gen 2	AM	13	17	13	2:16.453	7.833	0.690	153.6
19	99	Lionspeed GP	DEU	José García	ESP	Carlo Scholl	DEU	Porsche Cayman GT4 RS	TPH	1	13	10	2:19.182	10.562	2.729	150.5
20	81	Mertel Motorsport	DEU	Luca Ludwig	DEU	Steven Liquorish	GBR	Ferrari 488 Challenge Evo	PROAM	6	12	5	2:19.927	11.307	0.745	149.7
21	007	Street-Art Racing	BEL	Jayan Fazal-Karim	FRA	Julien Darras	FRA	Aston Martin Vantage AMR	TPH	2	13	11	2:23.153	14.533	3.226	146.4
22	19	Mertel Motorsport	DEU	Stefano Bozzoni	ITA	Fernando Navarrete	ESP	Ferrari 488 Challenge Evo	AM	14	1	1	15:30:01.9	15:27:53.	15:27:38.	00.0

*** PENALTIES**

- CAR 68 TIME 2:18.181 DELETED TRACK LIMITS AT T 10
- CAR 47 TIME 2:11.912 DELETED TRACK LIMITS AT T 10
- CAR 80 TIME 2:10.967 DELETED TRACK LIMITS AT T 10
- CAR 81 TIME 2:18.166 DELETED TRACK LIMITS AT T 10
- CAR 69 TIME 2:13.822 DELETED TRACK LIMITS AT T 10
- CAR 65 TIME 2:16.424 DELETED TRACK LIMITS AT T 10
- CAR 16 TIME 2:48.283 DELETED TRACK LIMITS AT T 10
- CAR 17 TIME 2:50.930 DELETED TRACK LIMITS AT T 10
- CAR 65 TIME 2:16.173 DELETED TRACK LIMITS AT T 10
- CAR 80 TIME 2:09.303 DELETED TRACK LIMITS AT T 10

Published at:.....

Track Temp: 49.2 °C Air Temp: 30.6 °C Humidity: 39 % Track Status: DRY

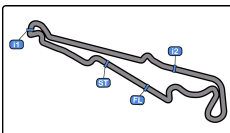
Race Director:

Timekeeper:

Luis Garcia

JOB-1605-ESP/M





Paul Ricard
GT Cup Europe
Free Practice - 2



Provisional Results

Paul Ricard 5.822 m

- CAR 57 TIME 2:10.946 DELETED TRACK LIMITS AT T 7
- CAR 17 TIME 2:13.960 DELETED TRACK LIMITS AT T 7
- CAR 65 TIME 2:13.563 DELETED TRACK LIMITS AT T 7
- CAR 16 TIME 2:12.134 DELETED TRACK LIMITS AT T 10
- CAR 69 TIME 2:22.211 DELETED TRACK LIMITS AT T 10
- CAR 1007 TIME 2:15.503 DELETED TRACK LIMITS AT T 10
- CAR 80 TIME 2:20.351 DELETED TRACK LIMITS AT T 10
- CAR 68 TIME 2:12.950 DELETED TRACK LIMITS AT T 10
- CAR 81 TIME 2:14.634 DELETED TRACK LIMITS AT T 10
- CAR 70 TIME 2:18.556 DELETED TRACK LIMITS AT T 10
- CAR 1007 TIME 2:15.810 DELETED TRACK LIMITS AT T 10
- CAR 65 TIME 2:12.231 DELETED TRACK LIMITS AT T 10
- CAR 67 TIME 2:16.917 DELETED TRACK LIMITS AT T 10
- CAR 44 TIME 2:13.110 DELETED TRACK LIMITS AT T 10
- CAR 68 TIME 2:12.821 DELETED TRACK LIMITS AT T 10
- CAR 47 TIME 4:00.920 DELETED TRACK LIMITS AT T 10
- CAR 77 TIME 2:14.019 DELETED TRACK LIMITS AT T 10
- CAR 17 TIME 2:20.031 DELETED TRACK LIMITS AT T 7
- CAR 81 TIME 2:24.676 DELETED TRACK LIMITS AT T 7
- CAR 57 TIME 2:10.219 DELETED TRACK LIMITS AT T 7
- CAR 70 TIME 2:16.696 DELETED TRACK LIMITS AT T 7
- CAR 65 TIME 2:20.866 DELETED TRACK LIMITS AT T 10
- CAR 80 TIME 6:50.678 DELETED TRACK LIMITS AT T 10
- CAR 67 TIME 2:14.384 DELETED TRACK LIMITS AT T 10
- CAR 65 TIME 3:39.672 DELETED TRACK LIMITS AT T 10
- CAR 81 TIME 2:16.353 DELETED TRACK LIMITS AT T 10
- CAR 78 TIME 2:08.623 DELETED TRACK LIMITS AT T 10
- CAR 80 TIME 2:18.075 DELETED TRACK LIMITS AT T 7
- CAR 17 TIME 2:10.393 DELETED TRACK LIMITS AT T 7
- CAR 65 TIME 2:11.780 DELETED TRACK LIMITS AT T 7
- CAR 68 TIME 2:12.021 DELETED TRACK LIMITS AT T 10
- CAR 55 TIME 2:15.118 DELETED TRACK LIMITS AT T 10
- CAR 99 TIME 2:20.197 DELETED TRACK LIMITS AT T 10
- CAR 65 TIME 2:12.453 DELETED TRACK LIMITS AT T 10
- CAR 57 TIME 2:20.701 DELETED TRACK LIMITS AT T 7

Track Temp: **49.2 °C** Air Temp: **30.6 °C** Humidity: **39 %** Track Status: **DRY**

Published at:.....

Race Director:

Timekeeper:

Luis Garcia

JOB-1605-ESP/M





Paul Ricard
GT Cup Europe
Free Practice - 2



Provisional Results

Paul Ricard 5.822 m.

- CAR 68 TIME 2:10.806 DELETED TRACK LIMITS AT T 10
- CAR 55 TIME 2:11.926 DELETED TRACK LIMITS AT T 10
- CAR 57 TIME 2:10.817 DELETED TRACK LIMITS AT T 7
- CAR 70 TIME 2:16.577 DELETED TRACK LIMITS AT T 10
- CAR 81 TIME 2:07.926 DELETED TRACK LIMITS AT T 7
- CAR 16 TIME 2:10.838 DELETED TRACK LIMITS AT T 7
- CAR 68 TIME 2:11.058 DELETED TRACK LIMITS AT T 10
- CAR 65 TIME 2:11.505 DELETED TRACK LIMITS AT T 7
- CAR 21 TIME 2:11.655 DELETED TRACK LIMITS AT T 7
- CAR 57 TIME 2:11.120 DELETED TRACK LIMITS AT T 10
- CAR 67 TIME 2:13.310 DELETED TRACK LIMITS AT T 10
- CAR 47 TIME 2:19.405 DELETED TRACK LIMITS AT T 10
- CAR 1007 TIME 2:21.523 DELETED TRACK LIMITS AT T 10
- CAR 81 TIME 2:45.467 DELETED TRACK LIMITS AT T 10
- CAR 77 TIME 2:18.603 DELETED TRACK LIMITS AT T 10
- CAR 44 TIME 2:11.683 DELETED TRACK LIMITS AT T 10
- CAR 65 TIME 2:11.102 DELETED TRACK LIMITS AT T 10
- CAR 57 TIME 2:10.958 DELETED TRACK LIMITS AT T 10
- CAR 70 TIME 2:16.137 DELETED TRACK LIMITS AT T 7

Published at:.....

Track Temp: **49.2 °C** Air Temp: **30.6 °C** Humidity: **39 %** Track Status: **DRY**

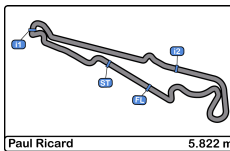
Race Director:

Timekeeper:

Luis Garcia

JOB-1605-ESP/M





Paul Ricard
GT Cup Europe
Free Practice - 2
Provisional Results by Category



PROAM																
Cls	N°	Entrant/Team	Nat	Driver 1	Nat	Driver 2	Nat	Vehicle	Cat	Cls	Laps	Best	Time	Gap	Interval	Km/h
1	78	ZRS Motorsport	ITA	Davide Scannicchio	ITA	Fabio Babini	ITA	Porsche 992 GT3 Cup	PROAM	1	14	7	2:08.620			162.9
2	80	Mertel Motorsport	DEU	Iván Velasco	ESP	Jorge Cabezas	ESP	Ferrari 488 Challenge Evo	PROAM	2	15	12	2:09.122	0.502	0.502	162.3
3	16	Volcano Motorsport	ESP	Evgenii Leonov	ROU			Porsche 992 GT3 Cup	PROAM*	3	17	8	2:09.498	0.878	0.376	161.8
4	17	Rosscorsa Racing	ITA	Lorenzo Ferdinando Innocenti	ITA	Andrea Belicchi	ITA	Ferrari 488 Challenge Evo	PROAM	4	16	12	2:09.751	1.131	0.253	161.5
5	44	Eugenio Pisani / SP Racing	ITA	Eugenio Pisani	ITA	Stefano Zanini	MCO	Porsche 911 GT3 Cup gen 2	PROAM	5	16	7	2:11.100	2.480	1.349	159.8
6	81	Mertel Motorsport	DEU	Luca Ludwig	DEU	Steven Liquorish	GBR	Ferrari 488 Challenge Evo	PROAM	6	12	5	2:19.927	11.307	8.827	149.7

AM																
Cls	N°	Entrant/Team	Nat	Driver 1	Nat	Driver 2	Nat	Vehicle	Cat	Cls	Laps	Best	Time	Gap	Interval	Km/h
1	47	EST1 Racing	EST	Alex Reimann	EST			Porsche 992 GT3 Cup	AM	1	15	13	2:10.049			161.1
2	57	Q1-trackracing	BEL	Quentin Antonel	FRA	Nicolas Vandierendonck	BEL	Porsche 992 GT3 Cup	AM*	2	17	7	2:10.157	0.108	0.108	161.0
3	21	Camil Perian / R01 Racing by Varu Nicu	ROU	Camil Perian	ROU	Florin Tincescu	ROU	Porsche 911 GT3 Cup gen 2	AM	3	17	12	2:11.011	0.962	0.854	159.9
4	55	Q1-trackracing	BEL	Gustavo Condé	BRA	H. Mello	BRA	Porsche 992 GT3 Cup	AM	4	17	10	2:11.403	1.354	0.392	159.5
5	65	GDL Racing	SMR	Mario Cordoni	ITA			Porsche 992 GT3 Cup	AM	5	17	12	2:11.521	1.472	0.118	159.3
6	69	Kessel Racing	CHE	Alexandre Bochez	CHE	Mikaël Bochez	CHE	Ferrari 488 Challenge Evo	AM	6	15	11	2:12.030	1.981	0.509	158.7
7	52	Q1-trackracing	BEL	Xander Przybylak	BEL	Laurent Vanderveelde	BEL	Porsche 992 GT3 Cup	AM	7	13	9	2:12.459	2.410	0.429	158.2
8	77	EST1 Racing	EST	Jori Ala-Jyrä	FIN	Indrek Jaaska	EST	Porsche 992 GT3 Cup	AM	8	17	10	2:13.086	3.037	0.627	157.4
9	67	GDL Racing	SMR	Gianluca De Lorenzi	ITA	Stefano Borghi	ITA	Porsche 992 GT3 Cup	AM	9	14	9	2:13.700	3.651	0.614	156.7
10	68	GDL Racing	SMR	Samuele Bosio	ITA			Porsche 992 GT3 Cup	AM	10	16	5	2:13.883	3.834	0.183	156.5
11	11	Eugenio Pisani / SP Racing	ITA	Fabio Fabiani	ITA	Stefano Zerbi	ITA	Porsche 911 GT3 Cup gen 2	AM	11	15	10	2:14.768	4.719	0.885	155.5
12	14	Ghinzani Arco Motorsport	ITA	Maurizio Fondi	ITA	Laura Van den Hengel	NLD	Porsche 992 GT3 Cup	AM	12	16	7	2:15.763	5.714	0.995	154.3
13	70	GDL Racing	SMR	Roberto Bosio	ITA			Porsche 911 GT3 Cup gen 2	AM	13	17	13	2:16.453	6.404	0.690	153.6
14	19	Mertel Motorsport	DEU	Stefano Bozzoni	ITA	Fernando Navarrete	ESP	Ferrari 488 Challenge Evo	AM	14	1	1	15:30:01.9	15:27:51.	15:27:45.	00.0

TPH																
Cls	N°	Entrant/Team	Nat	Driver 1	Nat	Driver 2	Nat	Vehicle	Cat	Cls	Laps	Best	Time	Gap	Interval	Km/h
1	99	Lionspeed GP	DEU	José García	ESP	Carlo Scholl	DEU	Porsche Cayman GT4 RS	TPH	1	13	10	2:19.182			150.5
2	007	Street-Art Racing	BEL	Jayan Fazal-Karim	FRA	Julien Darras	FRA	Aston Martin Vantage AMR	TPH	2	13	11	2:23.153	3.971	3.971	146.4

*** PENALTIES**

CAR 68 TIME 2:18.181 DELETED TRACK LIMITS AT T 10

CAR 47 TIME 2:11.912 DELETED TRACK LIMITS AT T 10

CAR 80 TIME 2:10.967 DELETED TRACK LIMITS AT T 10

Published at:.....

Track Temp: **49.2 °C** Air Temp: **30.6 °C** Humidity: **39 %** Track Status: **DRY**

Race Director:

Timekeeper:

Luis Garcia

JOB-1605-ESP/M





Paul Ricard
GT Cup Europe
Free Practice - 2



Paul Ricard 5.822 m

Provisional Results by Category

- CAR 81 TIME 2:18.166 DELETED TRACK LIMITS AT T 10
- CAR 69 TIME 2:13.822 DELETED TRACK LIMITS AT T 10
- CAR 65 TIME 2:16.424 DELETED TRACK LIMITS AT T 10
- CAR 16 TIME 2:48.283 DELETED TRACK LIMITS AT T 10
- CAR 17 TIME 2:50.930 DELETED TRACK LIMITS AT T 10
- CAR 65 TIME 2:16.173 DELETED TRACK LIMITS AT T 10
- CAR 80 TIME 2:09.303 DELETED TRACK LIMITS AT T 10
- CAR 57 TIME 2:10.946 DELETED TRACK LIMITS AT T 7
- CAR 17 TIME 2:13.960 DELETED TRACK LIMITS AT T 7
- CAR 65 TIME 2:13.563 DELETED TRACK LIMITS AT T 7
- CAR 16 TIME 2:12.134 DELETED TRACK LIMITS AT T 10
- CAR 69 TIME 2:22.211 DELETED TRACK LIMITS AT T 10
- CAR 1007 TIME 2:15.503 DELETED TRACK LIMITS AT T 10
- CAR 80 TIME 2:20.351 DELETED TRACK LIMITS AT T 10
- CAR 68 TIME 2:12.950 DELETED TRACK LIMITS AT T 10
- CAR 81 TIME 2:14.634 DELETED TRACK LIMITS AT T 10
- CAR 70 TIME 2:18.556 DELETED TRACK LIMITS AT T 10
- CAR 1007 TIME 2:15.810 DELETED TRACK LIMITS AT T 10
- CAR 65 TIME 2:12.231 DELETED TRACK LIMITS AT T 10
- CAR 67 TIME 2:16.917 DELETED TRACK LIMITS AT T 10
- CAR 44 TIME 2:13.110 DELETED TRACK LIMITS AT T 10
- CAR 68 TIME 2:12.821 DELETED TRACK LIMITS AT T 10
- CAR 47 TIME 4:00.920 DELETED TRACK LIMITS AT T 10
- CAR 77 TIME 2:14.019 DELETED TRACK LIMITS AT T 10
- CAR 17 TIME 2:20.031 DELETED TRACK LIMITS AT T 7
- CAR 81 TIME 2:24.676 DELETED TRACK LIMITS AT T 7
- CAR 57 TIME 2:10.219 DELETED TRACK LIMITS AT T 7
- CAR 70 TIME 2:16.696 DELETED TRACK LIMITS AT T 7
- CAR 65 TIME 2:20.866 DELETED TRACK LIMITS AT T 10
- CAR 80 TIME 6:50.678 DELETED TRACK LIMITS AT T 10
- CAR 67 TIME 2:14.384 DELETED TRACK LIMITS AT T 10
- CAR 65 TIME 3:39.672 DELETED TRACK LIMITS AT T 10
- CAR 81 TIME 2:16.353 DELETED TRACK LIMITS AT T 10
- CAR 78 TIME 2:08.623 DELETED TRACK LIMITS AT T 10
- CAR 80 TIME 2:18.075 DELETED TRACK LIMITS AT T 7

Published at:.....

Track Temp: **49.2 °C** Air Temp: **30.6 °C** Humidity: **39 %** Track Status: **DRY**

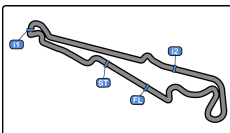
Race Director:

Timekeeper:

Luis Garcia

JOB-1605-ESP/M





Paul Ricard
GT Cup Europe
Free Practice - 2



Provisional Results by Category

Paul Ricard 5.822 m

- CAR 17 TIME 2:10.393 DELETED TRACK LIMITS AT T 7
- CAR 65 TIME 2:11.780 DELETED TRACK LIMITS AT T 7
- CAR 68 TIME 2:12.021 DELETED TRACK LIMITS AT T 10
- CAR 55 TIME 2:15.118 DELETED TRACK LIMITS AT T 10
- CAR 99 TIME 2:20.197 DELETED TRACK LIMITS AT T 10
- CAR 65 TIME 2:12.453 DELETED TRACK LIMITS AT T 10
- CAR 57 TIME 2:20.701 DELETED TRACK LIMITS AT T 7
- CAR 68 TIME 2:10.806 DELETED TRACK LIMITS AT T 10
- CAR 55 TIME 2:11.926 DELETED TRACK LIMITS AT T 10
- CAR 57 TIME 2:10.817 DELETED TRACK LIMITS AT T 7
- CAR 70 TIME 2:16.577 DELETED TRACK LIMITS AT T 10
- CAR 81 TIME 2:07.926 DELETED TRACK LIMITS AT T 7
- CAR 16 TIME 2:10.838 DELETED TRACK LIMITS AT T 7
- CAR 68 TIME 2:11.058 DELETED TRACK LIMITS AT T 10
- CAR 65 TIME 2:11.505 DELETED TRACK LIMITS AT T 7
- CAR 21 TIME 2:11.655 DELETED TRACK LIMITS AT T 7
- CAR 57 TIME 2:11.120 DELETED TRACK LIMITS AT T 10
- CAR 67 TIME 2:13.310 DELETED TRACK LIMITS AT T 10
- CAR 47 TIME 2:19.405 DELETED TRACK LIMITS AT T 10
- CAR 1007 TIME 2:21.523 DELETED TRACK LIMITS AT T 10
- CAR 81 TIME 2:45.467 DELETED TRACK LIMITS AT T 10
- CAR 77 TIME 2:18.603 DELETED TRACK LIMITS AT T 10
- CAR 44 TIME 2:11.683 DELETED TRACK LIMITS AT T 10
- CAR 65 TIME 2:11.102 DELETED TRACK LIMITS AT T 10
- CAR 57 TIME 2:10.958 DELETED TRACK LIMITS AT T 10
- CAR 70 TIME 2:16.137 DELETED TRACK LIMITS AT T 7

Published at:.....

Track Temp: **49.2 °C** Air Temp: **30.6 °C** Humidity: **39 %** Track Status: **DRY**

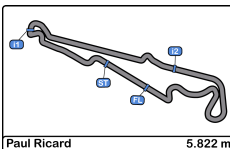
Race Director:

Timekeeper:

Luis Garcia

JOB-1605-ESP/M





Paul Ricard
 GT Cup Europe
 Free Practice - 2
 Provisional Results by Class



GT Open Cup Europe																
Cls	N°	Entrant/Team	Nat	Driver 1	Nat	Driver 2	Nat	Vehicle	Cat	Cls	Laps	Best	Time	Gap	Interval	Km/h
1	78	ZRS Motorsport	ITA	Davide Scannicchio	ITA	Fabio Babini	ITA	Porsche 992 GT3 Cup	GT Cup	1	14	7	2:08.620			162.9
2	80	Mertel Motorsport	DEU	Iván Velasco	ESP	Jorge Cabezas	ESP	Ferrari 488 Challenge Evo	GT Cup	2	15	12	2:09.122	0.502	0.502	162.3
3	16	Volcano Motorsport	ESP	Evgenii Leonov	MDA			Porsche 992 GT3 Cup	GT Cup*	3	17	8	2:09.498	0.878	0.376	161.8
4	17	Rossocorsa Racing	ITA	Lorenzo Ferdinando Innocenti	ITA	Andrea Belicchi	ITA	Ferrari 488 Challenge Evo	GT Cup	4	16	12	2:09.751	1.131	0.253	161.5
5	47	EST1 Racing	EST	Alex Reimann	EST			Porsche 992 GT3 Cup	GT Cup	5	15	13	2:10.049	1.429	0.298	161.1
6	57	Q1-trackracing	BEL	Quentin Antonel	FRA	Nicolas Vandierendonck	BEL	Porsche 992 GT3 Cup	GT Cup*	6	17	7	2:10.157	1.537	0.108	161.0
7	21	Camil Perian / R01 Racing by Varu Nicu	ROU	Camil Perian	ROU	Florin Tincescu	ROU	Porsche 911 GT3 Cup gen 2	GT Cup	7	17	12	2:11.011	2.391	0.854	159.9
8	44	Eugenio Pisani / SP Racing	ITA	Eugenio Pisani	ITA	Stefano Zanini	MCO	Porsche 911 GT3 Cup gen 2	GT Cup	8	16	7	2:11.100	2.480	0.089	159.8
9	55	Q1-trackracing	BEL	Gustavo Condé	BRA	H. Mello	BRA	Porsche 992 GT3 Cup	GT Cup	9	17	10	2:11.403	2.783	0.303	159.5
10	65	GDL Racing	SMR	Mario Cordoni	ITA			Porsche 992 GT3 Cup	GT Cup	10	17	12	2:11.521	2.901	0.118	159.3
11	69	Kessel Racing	CHE	Alexandre Bochez	CHE	Mikaël Bochez	CHE	Ferrari 488 Challenge Evo	GT Cup	11	15	11	2:12.030	3.410	0.509	158.7
12	52	Q1-trackracing	BEL	Xander Przybylak	BEL	Laurent Vandervelde	BEL	Porsche 992 GT3 Cup	GT Cup	12	13	9	2:12.459	3.839	0.429	158.2
13	77	EST1 Racing	EST	Jori Ala-Jyrä	FIN	Indrek Jaaska	EST	Porsche 992 GT3 Cup	GT Cup	13	17	10	2:13.086	4.466	0.627	157.4
14	67	GDL Racing	SMR	Gianluca De Lorenzi	ITA	Stefano Borghi	ITA	Porsche 992 GT3 Cup	GT Cup	14	14	9	2:13.700	5.080	0.614	156.7
15	68	GDL Racing	SMR	Samuele Bosio	ITA			Porsche 992 GT3 Cup	GT Cup	15	16	5	2:13.883	5.263	0.183	156.5
16	11	Eugenio Pisani / SP Racing	ITA	Fabio Fabiani	ITA	Stefano Zerbi	ITA	Porsche 911 GT3 Cup gen 2	GT Cup	16	15	10	2:14.768	6.148	0.885	155.5
17	14	Ghinzani Arco Motorsport	ITA	Maurizio Fondi	ITA	Laura Van den Hengel	NLD	Porsche 992 GT3 Cup	GT Cup	17	16	7	2:15.763	7.143	0.995	154.3
18	70	GDL Racing	SMR	Roberto Bosio	ITA			Porsche 911 GT3 Cup gen 2	GT Cup	18	17	13	2:16.453	7.833	0.690	153.6
19	81	Mertel Motorsport	DEU	Luca Ludwig	DEU	Steven Liquorish	GBR	Ferrari 488 Challenge Evo	GT Cup	19	12	5	2:19.927	11.307	3.474	149.7
20	19	Mertel Motorsport	DEU	Stefano Bozzoni	ITA	Fernando Navarrete	ESP	Ferrari 488 Challenge Evo	GT Cup	20	1	1	15:30:01.9	15:27:53.	15:27:42.	00.0

GT Cup Trophy																
Cls	N°	Entrant/Team	Nat	Driver 1	Nat	Driver 2	Nat	Vehicle	Cat	Cls	Laps	Best	Time	Gap	Interval	Km/h
1	99	Lionspeed GP	DEU	José García	ESP	Carlo Scholl	DEU	Porsche Cayman GT4 RS	GT Cup	1	13	10	2:19.182			150.5
2	007	Street-Art Racing	BEL	Jayan Fazal-Karim	FRA	Julien Darras	FRA	Aston Martin Vantage AMR	GT Cup	2	13	11	2:23.153	3.971	3.971	146.4

* PENALTIES

- CAR 68 TIME 2:18.181 DELETED TRACK LIMITS AT T 10
- CAR 47 TIME 2:11.912 DELETED TRACK LIMITS AT T 10
- CAR 80 TIME 2:10.967 DELETED TRACK LIMITS AT T 10
- CAR 81 TIME 2:18.166 DELETED TRACK LIMITS AT T 10
- CAR 69 TIME 2:13.822 DELETED TRACK LIMITS AT T 10
- CAR 65 TIME 2:16.424 DELETED TRACK LIMITS AT T 10

Published at:.....

Track Temp: 49.2 °C Air Temp: 30.6 °C Humidity: 39 % Track Status: DRY

Race Director:

Timekeeper: Luis García
 JOB-1605-ESP/M





Paul Ricard
GT Cup Europe
Free Practice - 2



Paul Ricard 5.822 m. **Provisional Results by Class**

- CAR 16 TIME 2:48.283 DELETED TRACK LIMITS AT T 10
- CAR 17 TIME 2:50.930 DELETED TRACK LIMITS AT T 10
- CAR 65 TIME 2:16.173 DELETED TRACK LIMITS AT T 10
- CAR 80 TIME 2:09.303 DELETED TRACK LIMITS AT T 10
- CAR 57 TIME 2:10.946 DELETED TRACK LIMITS AT T 7
- CAR 17 TIME 2:13.960 DELETED TRACK LIMITS AT T 7
- CAR 65 TIME 2:13.563 DELETED TRACK LIMITS AT T 7
- CAR 16 TIME 2:12.134 DELETED TRACK LIMITS AT T 10
- CAR 69 TIME 2:22.211 DELETED TRACK LIMITS AT T 10
- CAR 1007 TIME 2:15.503 DELETED TRACK LIMITS AT T 10
- CAR 80 TIME 2:20.351 DELETED TRACK LIMITS AT T 10
- CAR 68 TIME 2:12.950 DELETED TRACK LIMITS AT T 10
- CAR 81 TIME 2:14.634 DELETED TRACK LIMITS AT T 10
- CAR 70 TIME 2:18.556 DELETED TRACK LIMITS AT T 10
- CAR 1007 TIME 2:15.810 DELETED TRACK LIMITS AT T 10
- CAR 65 TIME 2:12.231 DELETED TRACK LIMITS AT T 10
- CAR 67 TIME 2:16.917 DELETED TRACK LIMITS AT T 10
- CAR 44 TIME 2:13.110 DELETED TRACK LIMITS AT T 10
- CAR 68 TIME 2:12.821 DELETED TRACK LIMITS AT T 10
- CAR 47 TIME 4:00.920 DELETED TRACK LIMITS AT T 10
- CAR 77 TIME 2:14.019 DELETED TRACK LIMITS AT T 10
- CAR 17 TIME 2:20.031 DELETED TRACK LIMITS AT T 7
- CAR 81 TIME 2:24.676 DELETED TRACK LIMITS AT T 7
- CAR 57 TIME 2:10.219 DELETED TRACK LIMITS AT T 7
- CAR 70 TIME 2:16.696 DELETED TRACK LIMITS AT T 7
- CAR 65 TIME 2:20.866 DELETED TRACK LIMITS AT T 10
- CAR 80 TIME 6:50.678 DELETED TRACK LIMITS AT T 10
- CAR 67 TIME 2:14.384 DELETED TRACK LIMITS AT T 10
- CAR 65 TIME 3:39.672 DELETED TRACK LIMITS AT T 10
- CAR 81 TIME 2:16.353 DELETED TRACK LIMITS AT T 10
- CAR 78 TIME 2:08.623 DELETED TRACK LIMITS AT T 10
- CAR 80 TIME 2:18.075 DELETED TRACK LIMITS AT T 7
- CAR 17 TIME 2:10.393 DELETED TRACK LIMITS AT T 7
- CAR 65 TIME 2:11.780 DELETED TRACK LIMITS AT T 7
- CAR 68 TIME 2:12.021 DELETED TRACK LIMITS AT T 10

Published at:.....

Track Temp: **49.2 °C** Air Temp: **30.6 °C** Humidity: **39 %** Track Status: **DRY**

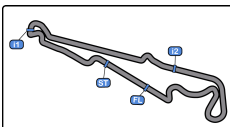
Race Director:

Timekeeper:

Luis Garcia

JOB-1605-ESP/M





Paul Ricard
GT Cup Europe
Free Practice - 2



Paul Ricard 5.822 m

Provisional Results by Class

- CAR 55 TIME 2:15.118 DELETED TRACK LIMITS AT T 10
- CAR 99 TIME 2:20.197 DELETED TRACK LIMITS AT T 10
- CAR 65 TIME 2:12.453 DELETED TRACK LIMITS AT T 10
- CAR 57 TIME 2:20.701 DELETED TRACK LIMITS AT T 7
- CAR 68 TIME 2:10.806 DELETED TRACK LIMITS AT T 10
- CAR 55 TIME 2:11.926 DELETED TRACK LIMITS AT T 10
- CAR 57 TIME 2:10.817 DELETED TRACK LIMITS AT T 7
- CAR 70 TIME 2:16.577 DELETED TRACK LIMITS AT T 10
- CAR 81 TIME 2:07.926 DELETED TRACK LIMITS AT T 7
- CAR 16 TIME 2:10.838 DELETED TRACK LIMITS AT T 7
- CAR 68 TIME 2:11.058 DELETED TRACK LIMITS AT T 10
- CAR 65 TIME 2:11.505 DELETED TRACK LIMITS AT T 7
- CAR 21 TIME 2:11.655 DELETED TRACK LIMITS AT T 7
- CAR 57 TIME 2:11.120 DELETED TRACK LIMITS AT T 10
- CAR 67 TIME 2:13.310 DELETED TRACK LIMITS AT T 10
- CAR 47 TIME 2:19.405 DELETED TRACK LIMITS AT T 10
- CAR 1007 TIME 2:21.523 DELETED TRACK LIMITS AT T 10
- CAR 81 TIME 2:45.467 DELETED TRACK LIMITS AT T 10
- CAR 77 TIME 2:18.603 DELETED TRACK LIMITS AT T 10
- CAR 44 TIME 2:11.683 DELETED TRACK LIMITS AT T 10
- CAR 65 TIME 2:11.102 DELETED TRACK LIMITS AT T 10
- CAR 57 TIME 2:10.958 DELETED TRACK LIMITS AT T 10
- CAR 70 TIME 2:16.137 DELETED TRACK LIMITS AT T 7

Published at:.....

Track Temp: **49.2 °C** Air Temp: **30.6 °C** Humidity: **39 %** Track Status: **DRY**

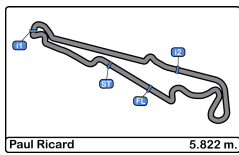
Race Director:

Timekeeper:

Luis Garcia

JOB-1605-ESP/M





Paul Ricard
GT Cup Europe
Free Practice - 2
Lap Analysis



11	Fabio Fabiani Porsche 911 GT3 Cup gen 2	16	Evgenii Leonov Porsche 992 GT3 Cup
AM	Stefano Zerbi	PROAM*	Volcano Motorsport
	Eugenio Pisani / SP Racing		

Lap	D	Time	Sector 1	Sector 2	Sector 3	T. Spd	Elapsed	Lap	D	Time	Sector 1	Sector 2	Sector 3	T. Spd	Elapsed
1		15:31:03.834	15:29:15.411	45.422	1:03.001	125.1	15:31:03.834	1		15:30:30.790	15:28:52.277	41.290	57.223	136.0	15:30:30.790
2		2:19.383	38.520	41.080	59.783	235.2	15:33:23.217	2		2:12.329	36.431	39.841	56.057	241.6	15:32:43.119
3		3:46.641	39.372	1:24.778	1:42.491	240.5	15:37:09.858	3		3:04.507	35.469	44.593	1:41.445	241.6	15:35:44.626
4		2:17.915	38.535	40.614	58.766	236.3	15:39:27.773	4		2:48.283	1:10.048	42.054	56.181	80.0	15:38:32.909
5		2:27.783 P	37.846	41.011	1:08.926	240.0	15:41:55.556	5		2:42.134	36.668	39.790	55.676	239.4	15:40:45.043
6		4:11.129	2:22.182	46.522	1:02.425	118.1	15:46:06.685	6		2:10.948	35.637	39.144	56.167	242.1	15:42:55.991
7		2:15.901	37.383	40.308	58.210	239.4	15:48:22.586	7		2:11.181	35.936	39.465	55.780	240.0	15:45:07.172
8		2:22.281	37.151	40.039	1:05.091	239.4	15:50:44.867	8		2:09.498	35.332	38.719	55.447	240.0	15:47:16.670
9		2:17.917	38.741	41.095	58.081	234.2	15:53:02.784	9		2:09.958	35.779	38.743	55.436	241.6	15:49:26.628
10		2:14.768	37.445	39.675	57.648	242.1	15:55:17.552	10		2:17.982 P	35.535	39.429	1:03.018	241.6	15:51:44.610
11		2:25.114 P	36.675	39.956	1:08.483	241.6	15:57:42.666	11		3:54.236	2:19.495	39.073	55.668	144.7	15:55:38.846
12		4:54.072	3:07.391	45.864	1:00.817	124.7	16:02:36.738	12		2:10.764	35.649	39.313	55.802	241.0	15:57:49.610
13		2:42.955 P	36.769	40.444	1:25.742	240.0	16:05:19.693	13		2:40.838	36.250	38.823	55.765	241.6	16:00:00.448
14		8:26.313	6:45.307	40.694	1:00.312	132.1	16:13:46.006	14		2:31.214	35.924	38.891	1:16.399	242.6	16:02:31.662
15		2:40.000 P	37.618	40.286	1:22.096	240.5	16:16:26.006	15		2:39.161 P	35.926	39.334	1:23.901	242.1	16:05:10.823

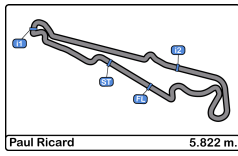
14	Maurizio Fondi Porsche 992 GT3 Cup	17	Lorenzo Ferdinando Innocenti Ferrari 488 Challenge Evo
AM	Laura Van den Hengel	PROAM	Andrea Belicchi
	Ghinzani Arco Motorsport		Rossocorsa Racing

Lap	D	Time	Sector 1	Sector 2	Sector 3	T. Spd	Elapsed	Lap	D	Time	Sector 1	Sector 2	Sector 3	T. Spd	Elapsed
1		15:30:17.273	15:28:06.574	58.054	1:12.645	78.3	15:30:17.273	1		15:30:31.732	15:28:51.842	41.098	58.792	68.4	15:30:31.732
2		2:32.412	42.296	46.317	1:03.799	196.7	15:32:49.685	2		2:14.193	36.922	39.637	57.634	244.3	15:32:45.925
3		3:49.049	39.276	52.473	1:47.300	229.7	15:36:08.734	3		3:03.744	36.449	42.475	1:44.817	243.2	15:35:49.666
4		2:58.379	1:11.418	45.553	1:01.408	80.0	15:39:07.113	4		2:50.930	1:12.056	41.155	57.719	78.0	15:38:40.596
5		2:17.718	37.950	41.326	58.442	234.7	15:41:24.831	5		2:43.960	36.374	39.250	58.336	241.6	15:40:54.556
6		2:20.949	39.014	43.292	58.643	234.2	15:43:45.780	6		2:20.034 P	37.981	39.102	1:02.948	242.1	15:43:14.587
7		2:15.763	37.450	40.412	57.901	237.3	15:46:01.543	7		6:02.901	4:20.166	39.974	1:02.761	146.7	15:49:17.488
8		2:29.996 P	37.247	41.029	1:11.720	235.8	15:48:31.539	8		2:10.303	35.768	38.614	55.921	240.0	15:51:27.791
9		4:43.485	2:56.556	43.398	1:03.531	87.4	15:53:15.024	9		2:40.399	35.662	38.445	56.286	242.1	15:53:38.184
10		2:18.640	37.968	40.975	59.697	235.2	15:55:33.664	10		2:10.268	35.434	38.774	56.060	242.1	15:55:48.452
11		3:01.658	37.451	1:23.515	1:00.692	235.8	15:58:35.322	11		2:17.119	36.802	41.337	58.980	241.6	15:58:05.571
12		2:17.727	37.377	40.924	59.426	235.2	16:00:53.049	12		2:09.751	35.368	38.637	55.746	240.0	16:00:15.322
13		2:17.432	37.375	40.456	59.601	236.8	16:03:10.481	13		2:15.239 P	35.445	38.458	1:01.336	241.0	16:02:30.561
14		2:56.554 P	37.086	54.125	1:25.343	235.8	16:06:07.035	14		4:42.539 P	2:06.313	1:05.098	1:31.128	123.0	16:07:13.100
15		7:36.235	5:50.081	42.954	1:03.200	121.7	16:13:43.270	15		6:26.419	4:47.847	40.905	57.667	127.2	16:13:39.519
16		2:38.853 P	38.171	41.151	1:19.531	235.2	16:16:22.123	16		2:22.001 P	35.548	38.525	1:07.928	242.1	16:16:01.520

19	Stefano Bozzoni Ferrari 488 Challenge Evo		
AM	Fernando Navarrete		Mertel Motorsport

Lap	D	Time	Sector 1	Sector 2	Sector 3	T. Spd	Elapsed
1		15:30:01.952	15:28:15.790	46.585	59.577	129.3	15:30:01.952
2			37.809	40.207			244.3





Paul Ricard
GT Cup Europe
Free Practice - 2
Lap Analysis



21 Camil Perian Porsche 911 GT3 Cup gen 2 **47** Alex Reimann Porsche 992 GT3 Cup
 AM Florin Tincescu Camil Perian / R01 Racing by Varu AM EST1 Racing

Lap	D	Time	Sector 1	Sector 2	Sector 3	T. Spd	Elapsed	Lap	D	Time	Sector 1	Sector 2	Sector 3	T. Spd	Elapsed
1		15:30:09.034	15:28:16.982	47.954	1:04.098	125.5	15:30:09.034	1		15:29:50.244	15:28:07.975	45.568	56.701	114.0	15:29:50.244
2		2:23.314	39.588	42.367	1:01.359	224.0	15:32:32.348	2		2:44.942	36.185	39.437	56.290	238.9	15:32:02.156
3		2:59.966 P	38.853	40.781	1:39.332	210.5	15:35:31.314	3		2:24.467	35.729	38.930	1:09.808	241.0	15:34:26.623
4		3:28.313	1:51.675	39.530	57.108	75.1	15:38:59.627	4		3:34.963	1:12.510	1:24.525	57.928	79.1	15:38:01.586
5		2:12.416	35.877	39.430	57.109	239.4	15:41:12.043	5		2:10.204	35.767	38.885	55.552	237.8	15:40:11.790
6		2:12.451	36.196	38.843	57.412	240.5	15:43:24.494	6		2:18.037 P	35.711	38.947	1:03.379	241.0	15:42:29.827
7		2:12.737	35.947	39.870	56.920	240.5	15:45:37.231	7		4:00.920	2:25.849	39.237	55.834	144.3	15:46:30.747
8		2:12.675	36.060	39.271	57.344	238.9	15:47:49.906	8		2:10.440	35.603	38.695	56.142	239.4	15:48:41.187
9		2:28.648 P	38.393	41.671	1:08.584	242.1	15:50:18.554	9		2:17.263	36.098	40.464	1:00.701	240.0	15:50:58.450
10		5:28.136	3:46.275	42.481	59.380	138.2	15:55:46.690	10		2:10.406	35.589	38.525	56.292	240.5	15:53:08.856
11		2:21.055	39.519	41.455	1:00.081	232.2	15:58:07.745	11		2:10.517	35.962	38.797	55.758	240.5	15:55:19.373
12		2:11.011	35.721	39.030	56.260	239.4	16:00:18.756	12		2:11.987	35.827	39.283	56.877	242.1	15:57:31.360
13		2:44.656	35.609	39.606	56.440	241.0	16:02:30.411	13		2:10.049	35.833	38.668	55.548	240.5	15:59:41.409
14		2:38.199 P	36.355	38.736	1:23.108	239.4	16:05:08.610	14		2:40.406 P	36.040	40.431	1:02.934	241.0	16:02:00.814
15		8:12.135	6:36.589	39.127	56.419	111.6	16:13:20.745	15		5:06.484 P	2:29.273	1:07.196	1:30.015	80.1	16:07:07.298
16		2:18.311	36.079	39.421	1:02.811	240.5	16:15:39.056								
17		4:35.930 P	1:10.521	1:24.571	2:00.838	79.5	16:20:14.986								

44 Eugenio Pisani Porsche 911 GT3 Cup gen 2 **52** Xander Przybylak Porsche 992 GT3 Cup
 PROAM Stefano Zanini Eugenio Pisani / SP Racing AM Laurent Vandervelde Q1-trackracing

Lap	D	Time	Sector 1	Sector 2	Sector 3	T. Spd	Elapsed	Lap	D	Time	Sector 1	Sector 2	Sector 3	T. Spd	Elapsed
1		15:31:29.251	15:29:28.196	52.278	1:08.777	83.2	15:31:29.251	1		45:35:49.389 P	15:33:17.110	48.473	1:43.806	105.8	15:35:49.389
2		2:14.472	36.923	39.936	57.613	243.2	15:33:43.723	2		3:50.073 P	2:01.647	42.564	1:05.862	133.1	15:39:39.462
3		3:46.973 P	52.274	1:19.849	1:34.850	224.0	15:37:30.696	3		4:04.877	2:24.781	41.390	58.706	142.2	15:43:44.339
4		4:49.078	2:54.401	50.605	1:04.072	119.3	15:42:19.774	4		2:14.337	36.812	40.368	57.157	233.7	15:45:58.676
5		2:43.440	36.312	39.568	57.230	242.6	15:44:32.884	5		2:13.814	36.448	40.255	57.111	234.2	15:48:12.490
6		2:11.498	35.858	39.113	56.527	241.6	15:46:44.382	6		2:13.365	36.437	39.879	57.049	234.7	15:50:25.855
7		2:11.100	36.000	38.938	56.162	243.2	15:48:55.482	7		2:13.221	36.370	39.887	56.964	237.8	15:52:39.076
8		2:11.528	35.894	38.979	56.655	243.2	15:51:07.010	8		2:14.287	37.039	40.263	56.985	237.8	15:54:53.363
9		2:32.382	35.919	41.157	1:15.306	244.3	15:53:39.392	9		2:12.459	36.581	39.647	56.231	235.2	15:57:05.822
10		2:18.212 P	36.454	39.218	1:02.540	244.3	15:55:57.604	10		2:13.580	36.404	40.407	56.769	236.3	15:59:19.402
11		5:04.142	3:18.748	42.555	1:02.839	145.5	16:01:01.746	11		2:19.112 P	36.120	40.172	1:02.820	237.3	16:01:38.514
12		2:44.683	35.892	39.165	56.626	241.0	16:03:13.429	12		12:35.321	10:54.648	40.493	1:00.180	114.4	16:14:13.835
13		2:54.773 P	35.466	55.716	1:23.591	243.2	16:06:08.202	13		2:48.848 P	36.668	46.861	1:25.319	237.8	16:17:02.683
14		7:08.344	5:33.005	38.913	56.426	137.5	16:13:16.546								
15		2:11.140	35.751	38.777	56.612	242.1	16:15:27.686								
16		3:09.552 P	49.703	1:06.258	1:13.591	139.5	16:18:37.238								

55 Gustavo Condé Porsche 992 GT3 Cup
 AM H. Mello Q1-trackracing

Lap	D	Time	Sector 1	Sector 2	Sector 3	T. Spd	Elapsed
1		15:30:30.205	15:28:49.714	42.039	58.452	62.6	15:30:30.205
2		2:14.503	37.571	39.973	56.959	239.4	15:32:44.708
3		3:00.564	36.359	42.400	1:41.802	241.0	15:35:45.269
4		2:49.792	1:10.585	41.834	57.373	81.0	15:38:35.061
5		2:12.982	36.076	40.242	56.664	240.0	15:40:48.043
6		2:12.451	36.277	39.667	56.507	241.0	15:43:00.494
7		2:12.983	36.594	39.460	56.929	240.0	15:45:13.477
8		2:27.175 P	36.540	39.389	1:11.246	239.4	15:47:40.652
9		3:07.796	1:31.844	39.537	56.415	139.7	15:50:48.448
10		2:11.403	35.855	39.249	56.299	241.0	15:52:59.851
11		2:46.448	36.131	39.455	59.532	240.0	15:55:14.969
12		2:44.926	36.008	39.473	56.445	240.0	15:57:26.895
13		2:11.837	35.876	39.423	56.538	240.0	15:59:38.732
14		2:12.011	36.006	39.676	56.329	241.0	16:01:50.743
15		2:21.521 P	36.166	39.334	1:06.021	241.0	16:04:12.264
16		9:49.949	8:06.709	42.841	1:00.399	136.5	16:14:02.213
17		2:58.963 P	39.616	44.631	1:34.716	221.7	16:17:01.176





Paul Ricard
GT Cup Europe
Free Practice - 2
Lap Analysis



57 AM* **Quentin Antonel** Porsche 992 GT3 Cup **67** AM **Gianluca De Lorenzi** Porsche 992 GT3 Cup
 Nicolas Vandierendonck Q1-trackracing Stefano Borghi GDL Racing

Lap	D	Time	Sector 1	Sector 2	Sector 3	T. Spd	Elapsed	Lap	D	Time	Sector 1	Sector 2	Sector 3	T. Spd	Elapsed
1		15:29:37.326	15:27:58.207	41.995	57.124	83.5	15:29:37.326	1		15:39:58.077	15:38:08.763	46.101	1:03.213	117.6	15:39:58.077
2		2:11.977	36.853	39.299	55.825	235.8	15:31:49.303	2		2:17.763	38.637	41.210	57.916	230.7	15:42:15.840
3		2:16.943	36.195	38.667	1:02.081	240.0	15:34:06.246	3		2:16.947	37.933	41.448	57.536	238.4	15:44:32.757
4		3:44.727	1:10.154	1:23.851	1:10.722	79.7	15:37:50.973	4		2:14.079	37.374	39.514	57.191	229.2	15:46:46.836
5		2:10.946	36.247	38.868	55.831	236.3	15:40:01.919	5		2:13.871	37.026	39.602	57.243	238.9	15:49:00.707
6		2:10.459	35.852	39.065	55.542	240.0	15:42:12.378	6		2:14.384	37.081	39.643	57.660	237.8	15:51:15.091
7		2:10.157	35.886	38.648	55.623	237.8	15:44:22.535	7		2:27.613 P	37.218	40.066	1:10.329	238.9	15:53:42.704
8		2:10.219	35.789	38.877	55.553	237.8	15:46:32.754	8		3:40.849	2:03.640	40.249	56.960	130.9	15:57:23.553
9		2:17.110 P	35.847	38.741	1:02.522	239.4	15:48:49.864	9		2:13.700	36.739	39.379	57.582	238.4	15:59:37.253
10		6:00.990	4:23.188	40.240	57.562	129.0	15:54:50.854	10		2:13.310	36.954	39.379	56.977	238.4	16:01:50.563
11		2:20.704	42.100	42.873	55.728	236.8	15:57:11.555	11		2:13.736	37.089	39.826	56.821	240.0	16:04:04.299
12		2:10.817	36.040	39.064	55.713	237.3	15:59:22.372	12		3:10.639 P	47.125	58.038	1:25.476	156.5	16:07:14.938
13		2:11.120	36.011	39.312	55.797	237.8	16:01:33.492	13		6:35.646	4:57.657	40.734	57.255	138.6	16:13:50.584
14		2:10.958	36.093	39.057	55.808	237.3	16:03:44.450	14		2:38.238 P	36.742	40.110	1:21.386	239.4	16:16:28.822
15		3:24.978 P	47.319	1:06.133	1:31.526	238.4	16:07:09.428								
16		7:18.016	5:41.518	40.197	56.301	115.2	16:14:27.444								
17		2:41.783 P	35.585	42.607	1:23.591	237.8	16:17:09.227								

65 AM **Mario Cordoni** Porsche 992 GT3 Cup **68** AM **Samuele Bosio** Porsche 992 GT3 Cup
 GDL Racing GDL Racing

Lap	D	Time	Sector 1	Sector 2	Sector 3	T. Spd	Elapsed	Lap	D	Time	Sector 1	Sector 2	Sector 3	T. Spd	Elapsed
1		15:31:24.865	15:29:38.111	45.594	1:01.160	110.8	15:31:24.865	1		15:29:45.789	15:28:02.323	43.853	59.613	105.5	15:29:45.789
2		2:16.424	37.604	40.618	58.202	237.3	15:33:41.289	2		2:18.184	36.806	40.429	1:00.946	235.8	15:32:03.970
3		3:42.418	43.982	1:22.806	1:35.630	237.8	15:37:23.707	3		2:24.582	37.330	40.260	1:06.992	237.8	15:34:28.552
4		2:16.173	37.778	40.839	57.556	236.3	15:39:39.880	4		3:38.485	1:13.160	1:23.977	1:01.348	79.4	15:38:07.037
5		2:13.563	37.028	39.790	56.745	238.4	15:41:53.443	5		2:13.883	36.849	40.109	56.925	236.3	15:40:20.920
6		2:12.231	36.445	39.599	56.187	238.4	15:44:05.674	6		2:12.950	36.667	39.803	56.480	239.4	15:42:33.870
7		2:12.384	36.401	39.258	56.725	239.4	15:46:18.058	7		2:12.824	36.500	39.681	56.640	237.8	15:44:46.691
8		2:20.866 P	36.804	39.508	1:04.554	238.4	15:48:38.924	8		2:47.705 P	36.423	39.316	1:31.966	238.9	15:47:34.396
9		3:30.672	2:02.932	40.295	56.445	119.2	15:52:18.596	9		5:19.613	3:40.100	42.551	56.962	122.5	15:52:54.009
10		2:11.780	36.399	39.048	56.333	237.3	15:54:30.376	10		2:12.024	36.790	39.175	56.056	237.3	15:55:06.030
11		2:12.453	36.800	39.403	56.250	237.8	15:56:42.829	11		2:10.806	36.120	39.042	55.644	238.9	15:57:16.836
12		2:11.521	36.268	39.200	56.053	237.8	15:58:54.350	12		2:11.058	36.094	39.266	55.698	238.9	15:59:27.894
13		2:11.605	35.958	39.260	56.287	239.4	16:01:05.855	13		2:25.181 P	39.349	41.012	1:04.820	238.9	16:01:53.075
14		2:11.102	35.799	39.221	56.082	240.0	16:03:16.957	14		4:11.275 P	1:48.512	58.252	1:24.511	137.0	16:06:04.350
15		2:58.909 P	35.721	55.025	1:28.163	240.5	16:06:15.866	15		8:34.790	6:56.563	41.266	56.961	139.7	16:14:39.140
16		7:24.810	5:47.425	40.378	57.007	124.7	16:13:40.676	16		2:42.251 P	36.185	50.976	1:15.090	238.4	16:17:21.391
17		2:24.994 P	37.008	39.586	1:08.400	238.9	16:16:05.670								

69 AM **Alexandre Bochez** Ferrari 488 Challenge Evo **69** AM **Mikaël Bochez** Ferrari 488 Challenge Evo
 Kessel Racing Kessel Racing

Lap	D	Time	Sector 1	Sector 2	Sector 3	T. Spd	Elapsed	Lap	D	Time	Sector 1	Sector 2	Sector 3	T. Spd	Elapsed
1		15:30:16.250	15:28:27.842	45.621	1:02.787	112.8	15:30:16.250	1		15:30:16.250	15:28:27.842	45.621	1:02.787	112.8	15:30:16.250
2		2:13.822	36.808	39.883	57.131	244.8	15:32:30.072	2		2:13.822	36.808	39.883	57.131	244.8	15:32:30.072
3		2:41.295	36.709	39.137	1:25.449	243.2	15:35:11.367	3		2:41.295	36.709	39.137	1:25.449	243.2	15:35:11.367
4		3:22.838	1:15.773	1:04.255	1:02.810	78.4	15:38:34.205	4		3:22.838	1:15.773	1:04.255	1:02.810	78.4	15:38:34.205
5		2:22.244 P	36.381	40.190	1:05.640	244.8	15:40:56.416	5		2:22.244 P	36.381	40.190	1:05.640	244.8	15:40:56.416
6		3:38.894	2:01.447	40.150	57.297	138.6	15:44:35.310	6		3:38.894	2:01.447	40.150	57.297	138.6	15:44:35.310
7		2:12.577	36.653	39.397	56.527	244.8	15:46:47.887	7		2:12.577	36.653	39.397	56.527	244.8	15:46:47.887
8		2:18.084	36.997	39.463	1:01.624	245.4	15:49:05.971	8		2:18.084	36.997	39.463	1:01.624	245.4	15:49:05.971
9		2:12.573	36.309	39.271	56.993	243.7	15:51:18.544	9		2:12.573	36.309	39.271	56.993	243.7	15:51:18.544
10		2:13.213	36.204	39.380	57.629	243.7	15:53:31.757	10		2:13.213	36.204	39.380	57.629	243.7	15:53:31.757
11		2:12.030	36.488	38.860	56.682	244.8	15:55:43.787	11		2:12.030	36.488	38.860	56.682	244.8	15:55:43.787
12		2:20.398 P	36.481	39.875	1:04.042	243.2	15:58:04.185	12		2:20.398 P	36.481	39.875	1:04.042	243.2	15:58:04.185
13		4:37.457	3:00.071	39.957	57.429	145.1	16:02:41.642	13		4:37.457	3:00.071	39.957	57.429	145.1	16:02:41.642
14		8:34.917 P	36.133	6:40.062	1:18.722	243.7	16:11:16.559	14		8:34.917 P	36.133	6:40.062	1:18.722	243.7	16:11:16.559
15		5:32.337 P	3:21.510	42.055	1:28.772	142.8	16:16:48.896	15		5:32.337 P	3:21.510	42.055	1:28.772	142.8	16:16:48.896





Paul Ricard
GT Cup Europe
Free Practice - 2
Lap Analysis



70

Roberto Bosio

Porsche 911 GT3 Cup gen 2

78

Davide Scannicchio

Porsche 992 GT3 Cup

AM

GDL Racing

PROAM

Fabio Babini

ZRS Motorsport

Lap	D	Time	Sector 1	Sector 2	Sector 3	T. Spd	Elapsed	Lap	D	Time	Sector 1	Sector 2	Sector 3	T. Spd	Elapsed
1		15:30:17.679	15:28:23.334	48.978	1:05.367	110.7	15:30:17.679	1		15:29:35.906	15:27:57.351	41.852	56.703	82.6	15:29:35.906
2		2:21.189	39.489	41.786	59.914	239.4	15:32:38.868	2		2:09.484	35.633	38.776	55.075	238.4	15:31:45.390
3		2:50.973	39.025	42.596	1:29.352	240.5	15:35:29.841	3		2:09.997	35.254	38.783	55.960	240.0	15:33:55.387
4		3:05.841	1:04.161	1:00.851	1:00.829	118.5	15:38:35.682	4		3:59.063 P	1:09.724	1:23.698	1:25.641	79.8	15:37:54.450
5		2:18.499	37.911	40.839	59.749	242.1	15:40:54.181	5		3:35.767 P	1:53.963	39.735	1:02.069	145.1	15:41:30.217
6		2:48.566	39.229	40.800	58.527	242.6	15:43:12.737	6		6:57.096	5:22.786	39.017	55.293	143.0	15:48:27.313
7		2:19.506	39.290	41.544	58.672	241.0	15:45:32.243	7		2:08.620	35.357	38.537	54.726	238.4	15:50:35.933
8		2:17.030	37.421	40.686	58.923	243.2	15:47:49.273	8		2:08.623	35.022	38.555	55.046	238.9	15:52:44.556
9		2:46.696	37.614	40.592	58.490	242.1	15:50:05.969	9		2:08.923	35.327	38.533	55.063	238.4	15:54:53.479
10		2:41.812 P	39.840	42.894	1:19.078	242.6	15:52:47.781	10		2:14.778 P	35.309	38.665	1:00.804	240.5	15:57:08.257
11		4:02.545	2:18.183	44.645	59.717	118.2	15:56:50.326	11		3:26.492	1:47.883	40.793	57.816	121.0	16:00:34.749
12		2:46.577	38.114	40.590	57.873	240.0	15:59:06.903	12		2:13.775	36.872	40.164	56.739	238.9	16:02:48.524
13		2:16.453	37.719	40.186	58.548	240.5	16:01:23.356	13		2:35.216 P	36.422	40.658	1:18.136	238.4	16:05:23.740
14		2:46.437	37.192	40.556	58.389	241.6	16:03:39.493	14		8:07.744	6:31.019	39.903	56.822	136.8	16:13:31.484
15		3:25.970 P	42.839	1:13.657	1:29.474	243.2	16:07:05.463	15			36.603				239.4
16		7:05.695	5:23.503	42.881	59.311	127.6	16:14:11.158								
17		2:54.492 P	37.384	50.904	1:26.204	240.5	16:17:05.650								

77

Jori Ala-Jyrä

Porsche 992 GT3 Cup

80

Iván Velasco

Ferrari 488 Challenge Evo

AM

Indrek Jaaska

EST1 Racing

PROAM

Jorge Cabezas

Mertel Motorsport

Lap	D	Time	Sector 1	Sector 2	Sector 3	T. Spd	Elapsed	Lap	D	Time	Sector 1	Sector 2	Sector 3	T. Spd	Elapsed
1		15:29:52.765	15:28:08.917	45.769	58.079	118.8	15:29:52.765	1		15:29:57.285	15:28:14.748	43.571	58.966	117.3	15:29:57.285
2		2:15.244	37.688	40.421	57.135	237.8	15:32:08.009	2		2:40.967	35.902	39.219	55.846	244.8	15:32:08.252
3		2:41.927	37.968	40.179	1:23.780	238.4	15:34:49.936	3		2:24.162	35.936	38.630	1:06.596	247.7	15:34:29.414
4		3:37.696	1:32.170	1:08.607	56.919	61.1	15:38:27.632	4		3:35.325	1:14.700	1:21.492	59.133	79.8	15:38:04.739
5		2:14.759	37.470	39.975	57.314	236.8	15:40:42.391	5		2:09.309	35.263	38.403	55.637	246.5	15:40:14.042
6		2:15.203	37.148	39.976	58.079	240.0	15:42:57.594	6		2:20.364 P	35.305	38.639	1:06.407	247.7	15:42:34.393
7		2:13.869	36.801	39.616	57.452	239.4	15:45:11.463	7		6:50.678	5:11.937	39.468	59.273	142.6	15:49:25.071
8		2:44.049	36.852	40.033	57.134	238.9	15:47:25.482	8		2:48.075 P	35.822	39.245	1:03.008	244.3	15:51:43.146
9		2:13.996	36.991	40.154	56.851	238.4	15:49:39.478	9		4:22.469	2:38.884	40.155	1:03.430	142.1	15:56:05.615
10		2:13.086	36.680	39.401	57.005	238.4	15:51:52.564	10		2:21.751	35.998	38.140	1:07.613	246.0	15:58:27.366
11		2:20.782 P	36.823	39.082	1:04.877	238.9	15:54:13.346	11		2:14.305	35.551	37.943	1:00.811	245.4	16:00:41.671
12		4:02.639	2:18.245	42.696	1:01.698	139.3	15:58:15.985	12		2:09.122	35.145	38.745	55.232	244.8	16:02:50.793
13		2:20.384	38.823	41.394	1:00.167	237.3	16:00:36.369	13		2:32.061 P	35.103	38.590	1:18.368	246.0	16:05:22.854
14		2:48.603	38.193	41.166	59.244	239.4	16:02:54.972	14		8:35.902	6:39.768	39.896	1:16.238	128.8	16:13:58.756
15		2:53.672 P	37.786	50.731	1:25.155	239.4	16:05:48.644	15		2:32.761 P	35.446	38.727	1:18.588	246.0	16:16:31.517
16		7:50.760	6:09.194	42.029	59.537	136.0	16:13:39.404								
17		2:35.741 P	39.667	42.891	1:13.183	220.8	16:16:15.145								

81

Luca Ludwig

Ferrari 488 Challenge Evo

PROAM

Steven Liquorish

Mertel Motorsport

Lap	D	Time	Sector 1	Sector 2	Sector 3	T. Spd	Elapsed
1		15:30:07.298	15:28:14.221	50.238	1:02.839	106.9	15:30:07.298
2		2:48.166	38.170	40.789	59.207	245.4	15:32:25.464
3		2:36.445	37.353	40.054	1:18.738	244.3	15:35:01.609
4		3:30.442	1:21.505	1:10.398	58.539	76.7	15:38:32.051
5		2:19.927	37.194	43.968	58.765	244.3	15:40:51.978
6		2:44.634	37.074	39.883	57.677	244.8	15:43:06.612
7		2:24.676 P	37.403	40.520	1:06.753	243.7	15:45:31.288
8		5:04.825	3:24.202	38.528	59.095	141.7	15:50:33.113
9		2:46.353 P	35.663	38.507	1:02.183	245.4	15:52:49.466
10		4:57.796	3:11.326	43.422	1:03.048	139.8	15:57:47.262
11		2:07.926	35.088	37.891	54.947	243.2	15:59:55.188
12		2:45.467 P	36.933	1:03.649	1:04.885	244.3	16:02:40.655





Paul Ricard
GT Cup Europe
Free Practice - 2
Lap Analysis



99 José García Porsche Cayman GT4 RS
 TPH Carlo Scholl Lionspeed GP

Lap	D	Time	Sector 1	Sector 2	Sector 3	T. Spd	Elapsed
1		15:31:12.575	15:29:25.554	43.998	1:03.023	129.8	15:31:12.575
2		2:25.321	40.314	42.877	1:02.130	219.0	15:33:37.896
3		3:45.222	43.336	1:23.764	1:38.122	220.4	15:37:23.118
4		2:26.233	40.688	43.379	1:02.166	212.1	15:39:49.351
5		2:24.596	40.083	42.907	1:01.606	221.3	15:42:13.947
6		2:25.263	39.669	44.464	1:01.130	220.8	15:44:39.210
7		6:18.855 P	39.322	42.599	4:56.934	222.2	15:50:58.065
8		2:36.467	54.730	41.540	1:00.197	131.3	15:53:34.532
9		2:20.497	38.867	42.547	58.783	222.2	15:55:54.729
10		2:19.182	38.286	42.131	58.765	221.3	15:58:13.911
11		3:58.621 P	37.781	41.447	2:39.393	221.3	16:02:12.532
12		5:55.985 P	52.983	42.288	4:20.714	130.9	16:08:08.517
13		5:14.666	3:34.843	41.154	58.669	129.6	16:13:23.183
14			37.381	40.956		222.2	

007 Jayan Fazal-Karim Aston Martin Vantage AMR
 TPH Julien Darras Street-Art Racing

Lap	D	Time	Sector 1	Sector 2	Sector 3	T. Spd	Elapsed
1		15:30:22.689	15:28:34.815	46.708	1:01.166	120.0	15:30:22.689
2		4:59.998 P	37.637	43.135	3:39.126	228.3	15:35:22.587
3		3:19.690	1:19.269	56.344	1:04.077	77.9	15:38:42.277
4		2:16.503	36.945	40.418	58.140	227.3	15:40:57.780
5		2:16.810	36.913	40.425	58.472	229.7	15:43:13.590
6		3:49.738 P	38.138	41.015	2:30.585	229.7	15:47:03.328
7		2:59.299	1:07.632	45.296	1:06.371	63.7	15:50:02.627
8		2:32.603	44.002	44.379	1:04.222	225.9	15:52:35.230
9		2:31.002	41.443	45.431	1:04.128	218.6	15:55:06.232
10		2:30.324	39.863	44.168	1:06.293	226.4	15:57:36.556
11		2:23.153	39.110	42.462	1:01.581	226.8	15:59:59.709
12		2:21.523	38.761	41.640	1:01.122	227.8	16:02:21.232
13		5:03.097 P	38.580	41.682	3:42.835	225.9	16:07:24.329





Paul Ricard
GT Cup Europe

Free Practice - 2

Best Sectors Results

Paul Ricard 5.822 m.



Sector - 1			Sector - 2			Sector - 3			Ideal Lap vs Best Lap		
Clas	Nº Driver	Time	Nº Driver	Time	Nº Driver	Time	Clas	Nº Driver	Ideal Lap	Best Lap	Clas
1	78 Scannicchio - Babini	35.022	81 Ludwig - Liquorish	37.891	78 Scannicchio - Babini	54.726	1	81 Ludwig - Liquorish	2:07.926	2:19.927	20
2	81 Ludwig - Liquorish	35.088	80 Velasco - Cabezas	37.943	81 Ludwig - Liquorish	54.947	2	80 Velasco - Cabezas	2:08.278	2:09.122	2
3	80 Velasco - Cabezas	35.103	17 Innocenti - Belicchi	38.445	80 Velasco - Cabezas	55.232	3	78 Scannicchio - Babini	2:08.281	2:08.620	1
4	16 Evgenii Leonov	35.332	47 Alex Reimann	38.525	16 Evgenii Leonov	55.436	4	16 Evgenii Leonov	2:09.487	2:09.498	3
5	17 Innocenti - Belicchi	35.368	78 Scannicchio - Babini	38.533	57 Antonel - Vandierendonck	55.542	5	17 Innocenti - Belicchi	2:09.559	2:09.751	4
6	44 Pisani - Zanini	35.466	57 Antonel - Vandierendonck	38.648	47 Alex Reimann	55.548	6	47 Alex Reimann	2:09.662	2:10.049	5
7	57 Antonel - Vandierendonck	35.585	16 Evgenii Leonov	38.719	68 Samuele Bosio	55.644	7	57 Antonel - Vandierendonck	2:09.775	2:10.157	6
8	47 Alex Reimann	35.589	21 Perian - Tincescu	38.736	17 Innocenti - Belicchi	55.746	8	44 Pisani - Zanini	2:10.405	2:11.100	8
9	21 Perian - Tincescu	35.609	44 Pisani - Zanini	38.777	65 Mario Cordoni	56.053	9	21 Perian - Tincescu	2:10.605	2:11.011	7
10	65 Mario Cordoni	35.721	69 Bochez - Bochez	38.860	44 Pisani - Zanini	56.162	10	68 Samuele Bosio	2:10.780	2:13.883	15
11	55 Condé - Mello	35.855	68 Samuele Bosio	39.042	52 Przybylak - Vandervelde	56.231	11	65 Mario Cordoni	2:10.822	2:11.521	10
12	68 Samuele Bosio	36.094	65 Mario Cordoni	39.048	21 Perian - Tincescu	56.260	12	55 Condé - Mello	2:11.403	2:11.403	9
13	52 Przybylak - Vandervelde	36.120	77 Ala-Jyrä - Jaaska	39.082	55 Condé - Mello	56.299	13	69 Bochez - Bochez	2:11.520	2:12.030	11
14	69 Bochez - Bochez	36.133	55 Condé - Mello	39.249	69 Bochez - Bochez	56.527	14	52 Przybylak - Vandervelde	2:11.998	2:12.459	12
15	11 Fabiani - Zerbi	36.675	67 De Lorenzi - Borghi	39.379	67 De Lorenzi - Borghi	56.821	15	77 Ala-Jyrä - Jaaska	2:12.613	2:13.086	13
16	77 Ala-Jyrä - Jaaska	36.680	52 Przybylak - Vandervelde	39.647	77 Ala-Jyrä - Jaaska	56.851	16	67 De Lorenzi - Borghi	2:12.939	2:13.700	14
17	67 De Lorenzi - Borghi	36.739	11 Fabiani - Zerbi	39.675	11 Fabiani - Zerbi	57.648	17	11 Fabiani - Zerbi	2:13.998	2:14.768	16
18	007 Fazal-Karim - Darras	36.913	70 Roberto Bosio	40.186	70 Roberto Bosio	57.873	18	70 Roberto Bosio	2:15.251	2:16.453	18
19	14 Fondi - Van den Hengel	37.086	19 Bozzoni - Navarrete	40.207	14 Fondi - Van den Hengel	57.901	19	14 Fondi - Van den Hengel	2:15.399	2:15.763	17
20	70 Roberto Bosio	37.192	14 Fondi - Van den Hengel	40.412	007 Fazal-Karim - Darras	58.140	20	007 Fazal-Karim - Darras	2:15.471	2:23.153	21
21	99 García - Scholl	37.381	007 Fazal-Karim - Darras	40.418	99 García - Scholl	58.669	21	99 García - Scholl	2:17.006	2:19.182	19
22	19 Bozzoni - Navarrete	37.809	99 García - Scholl	40.956	19 Bozzoni - Navarrete	59.577	22	19 Bozzoni - Navarrete	2:17.593	Transpon	22



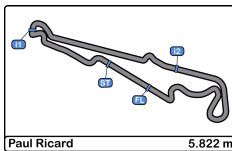


Paul Ricard
GT Cup Europe
Free Practice - 2
Best 5 Lap Times



Cl	N° Entrant/Team	Nat	Driver 1	Nat	Driver 2	Nat	Vehicle	Cat	Cl	Best 1		Best 2		Best 3		Best 4		Best 5	
										Time	Lap	Time	Lap	Time	Lap	Time	Lap	Time	Lap
1	78 ZRS Motorsport	ITA	Davide Scannicchio	ITA	Fabio Babini	ITA	Porsche 992 GT3 Cup	PROAM	1	2:08.620	7	2:08.923	9	2:09.484	2	2:13.775	12	2:14.778	10
2	80 Mertel Motorsport	DEU	Iván Velasco	ESP	Jorge Cabezas	ESP	Ferrari 488 Challenge Evo	PROAM	2	2:09.122	12	2:14.305	11	2:21.751	10	3:35.325	4	4:22.469	9
3	16 Volcano Motorsport	ESP	Evgenii Leonov	MD			Porsche 992 GT3 Cup	PROAM*	3	2:09.498	8	2:09.958	9	2:10.764	12	2:10.948	6	2:11.181	7
4	17 Rossocorsa Racing	ITA	Lorenzo Ferdinando Innocenti	ITA	Andrea Belicchi	ITA	Ferrari 488 Challenge Evo	PROAM	4	2:09.751	12	2:10.268	10	2:10.303	8	2:14.193	2	2:15.239	13
5	47 EST1 Racing	EST	Alex Reimann	EST			Porsche 992 GT3 Cup	AM	1	2:10.049	13	2:10.204	5	2:10.406	10	2:10.440	8	2:10.517	11
6	57 Q1-trackracing	BEL	Quentin Antonel	FRA	Nicolas Vandierendonck	BEL	Porsche 992 GT3 Cup	AM*	2	2:10.157	7	2:10.459	6	2:11.977	2	2:17.110	9	3:44.727	4
7	21 Camil Perian / R01 Racing by Varu Nicu	ROU	Camil Perian	ROU	Florin Tincescu	ROU	Porsche 911 GT3 Cup gen 2	AM	3	2:11.011	12	2:12.416	5	2:12.451	6	2:12.675	8	2:12.737	7
8	44 Eugenio Pisani / SP Racing	ITA	Eugenio Pisani	ITA	Stefano Zanini	MCO	Porsche 911 GT3 Cup gen 2	PROAM	5	2:11.100	7	2:11.498	6	2:11.528	8	2:14.472	2	2:18.212	10
9	55 Q1-trackracing	BEL	Gustavo Condé	BRA	H. Mello	BRA	Porsche 992 GT3 Cup	AM	4	2:11.403	10	2:11.837	13	2:12.011	14	2:12.451	6	2:12.982	5
10	65 GDL Racing	SMR	Mario Cordoni	ITA			Porsche 992 GT3 Cup	AM	5	2:11.521	12	2:12.384	7	3:42.418	3	7:24.810	16		
11	69 Kessel Racing	CHE	Alexandre Bochez	CHE	Mikaël Bochez	CHE	Ferrari 488 Challenge Evo	AM	6	2:12.030	11	2:12.573	9	2:12.577	7	2:13.213	10	2:18.084	8
12	52 Q1-trackracing	BEL	Xander Przybylak	BEL	Laurent Vandervelde	BEL	Porsche 992 GT3 Cup	AM	7	2:12.459	9	2:13.221	7	2:13.365	6	2:13.580	10	2:13.814	5
13	77 EST1 Racing	EST	Jori Ala-Jyrä	FIN	Indrek Jaaska	EST	Porsche 992 GT3 Cup	AM	8	2:13.086	10	2:13.869	7	2:13.996	9	2:14.759	5	2:15.203	6
14	67 GDL Racing	SMR	Gianluca De Lorenzi	ITA	Stefano Borghi	ITA	Porsche 992 GT3 Cup	AM	9	2:13.700	9	2:13.871	5	2:14.079	4	2:17.763	2	2:27.613	7
15	68 GDL Racing	SMR	Samuele Bosio	ITA			Porsche 992 GT3 Cup	AM	10	2:13.883	5	2:25.181	13	2:47.705	8	3:38.485	4	5:19.613	9
16	11 Eugenio Pisani / SP Racing	ITA	Fabio Fabiani	ITA	Stefano Zerbi	ITA	Porsche 911 GT3 Cup gen 2	AM	11	2:14.768	10	2:15.901	7	2:17.915	4	2:17.917	9	2:19.383	2
17	14 Ghinzani Arco Motorsport	ITA	Maurizio Fondi	ITA	Laura Van den Hengel	NLD	Porsche 992 GT3 Cup	AM	12	2:15.763	7	2:17.432	13	2:17.718	5	2:17.727	12	2:18.640	10
18	70 GDL Racing	SMR	Roberto Bosio	ITA			Porsche 911 GT3 Cup gen 2	AM	13	2:16.453	13	2:17.030	8	2:18.499	5	2:19.506	7	2:21.189	2
19	99 Lionspeed GP	DEU	José García	ESP	Carlo Scholl	DEU	Porsche Cayman GT4 RS	TPH	1	2:19.182	10	2:24.596	5	2:25.263	6	2:25.321	2	2:26.233	4
20	81 Mertel Motorsport	DEU	Luca Ludwig	DEU	Steven Liquorish	GBR	Ferrari 488 Challenge Evo	PROAM	6	2:19.927	5	3:30.442	4	4:57.796	10				
21	007 Street-Art Racing	BEL	Jayan Fazal-Karim	FRA	Julien Darras	FRA	Aston Martin Vantage AMR	TPH	2	2:23.153	11	2:30.324	10	2:31.002	9	2:32.603	8	2:59.299	7
22	19 Mertel Motorsport	DEU	Stefano Bozzoni	ITA	Fernando Navarrete	ESP	Ferrari 488 Challenge Evo	AM	14										



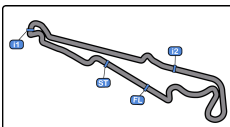


Paul Ricard
GT Cup Europe
Free Practice - 2
Best 5 Top Speeds



Cl	N° Entrant/Team	Nat	Driver 1	Nat	Driver 2	Nat	Vehicle	Cat	Cl	Top 1		Top 2		Top 3		Top 4		Top 5		Avg
										Km/h	Lap	Km/h	Lap	Km/h	Lap	Km/h	Lap	Km/h	Lap	
1	80 Mertel Motorsport	DEU	Iván Velasco	ESP	Jorge Cabezas	ESP	Ferrari 488 Challenge Evo	PROAM	1	247.7	3	247.7	6	246.5	5	246.0	10	246.0	13	246.8
2	69 Kessel Racing	CHE	Alexandre Bochez	CHE	Mikaël Bochez	CHE	Ferrari 488 Challenge Evo	AM	1	245.4	8	244.8	2	244.8	5	244.8	7	244.8	11	245.0
3	81 Mertel Motorsport	DEU	Luca Ludwig	GBR	Steven Liquorish	GBR	Ferrari 488 Challenge Evo	PROAM	2	245.4	2	245.4	9	244.8	6	244.3	3	244.3	5	244.8
4	17 Rossocorsa Racing	ITA	Lorenzo Ferdinando Innocenti	ITA	Andrea Belicchi	ITA	Ferrari 488 Challenge Evo	PROAM	3	244.3	2	243.2	3	242.1	6	242.1	9	242.1	10	242.8
5	19 Mertel Motorsport	DEU	Stefano Bozzoni	ESP	Fernando Navarrete	ESP	Ferrari 488 Challenge Evo	AM	2	244.3	2	129.3	1							186.8
6	44 Eugenio Pisani / SP Racing	ITA	Eugenio Pisani	ITA	Stefano Zanini	MCO	Porsche 911 GT3 Cup gen 2	PROAM	4	244.3	9	244.3	10	243.2	2	243.2	7	243.2	8	243.6
7	70 GDL Racing	SMR	Roberto Bosio	ITA			Porsche 911 GT3 Cup gen 2	AM	3	243.2	8	243.2	15	242.6	6	242.6	10	242.1	5	242.8
8	16 Volcano Motorsport	ESP	Evgenii Leonov	ITA			Porsche 992 GT3 Cup	PROAM*	5	242.6	14	242.1	6	242.1	15	241.6	2	241.6	3	242.0
9	11 Eugenio Pisani / SP Racing	ITA	Fabio Fabiani	ITA	Stefano Zerbi	ITA	Porsche 911 GT3 Cup gen 2	AM	4	242.1	10	241.6	11	240.5	3	240.5	15	240.0	5	240.9
10	21 Camil Perian / R01 Racing by Varu Nicu	ROU	Camil Perian	ROU	Florin Tincescu	ROU	Porsche 911 GT3 Cup gen 2	AM	5	242.1	9	241.0	13	240.5	6	240.5	7	240.5	16	240.9
11	47 EST1 Racing	EST	Alex Reimann	EST			Porsche 992 GT3 Cup	AM	6	242.1	12	241.0	3	241.0	6	241.0	14	240.5	10	241.1
12	55 Q1-trackracing	BEL	Gustavo Condé	BRA	H. Mello	BRA	Porsche 992 GT3 Cup	AM	7	241.0	3	241.0	6	241.0	10	241.0	14	241.0	15	241.0
13	65 GDL Racing	SMR	Mario Cordoni	ITA			Porsche 992 GT3 Cup	AM	8	240.5	15	240.0	14	239.4	7	239.4	13	238.9	17	239.6
14	78 ZRS Motorsport	ITA	Davide Scannicchio	ITA	Fabio Babini	ITA	Porsche 992 GT3 Cup	PROAM	6	240.5	10	240.0	3	239.4	15	238.9	8	238.9	12	239.5
15	57 Q1-trackracing	BEL	Quentin Antonel	FRA	Nicolas Vandierendonck	BEL	Porsche 992 GT3 Cup	AM*	9	240.0	3	240.0	6	239.4	9	238.4	15	237.8	7	239.1
16	67 GDL Racing	SMR	Gianluca De Lorenzi	ITA	Stefano Borghi	ITA	Porsche 992 GT3 Cup	AM	10	240.0	11	239.4	14	238.9	5	238.9	7	238.4	3	239.1
17	77 EST1 Racing	EST	Jori Ala-Jyrä	FIN	Indrek Jaaska	EST	Porsche 992 GT3 Cup	AM	11	240.0	6	239.4	7	239.4	14	239.4	15	238.9	8	239.4
18	68 GDL Racing	SMR	Samuele Bosio	ITA			Porsche 992 GT3 Cup	AM	12	239.4	6	238.9	8	238.9	11	238.9	12	238.9	13	239.0
19	52 Q1-trackracing	BEL	Xander Przybylak	BEL	Laurent Vandervelde	BEL	Porsche 992 GT3 Cup	AM	13	237.8	7	237.8	8	237.8	13	237.3	11	236.3	10	237.4
20	14 Ghinzani Arco Motorsport	ITA	Maurizio Fondi	ITA	Laura Van den Hengel	NLD	Porsche 992 GT3 Cup	AM	14	237.3	7	236.8	13	235.8	8	235.8	11	235.8	14	236.3
21	007 Street-Art Racing	BEL	Jayan Fazal-Karim	FRA	Julien Darras	FRA	Aston Martin Vantage AMR	TPH	1	229.7	5	229.7	6	228.3	2	227.8	12	227.3	4	228.6
22	99 Lionspeed GP	DEU	José García	ESP	Carlo Scholl	DEU	Porsche Cayman GT4 RS	TPH	2	222.2	7	222.2	9	222.2	14	221.3	5	221.3	10	221.8





Paul Ricard
GT Cup Europe

Free Practice - 2

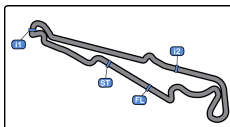
Fastest Laps Sequence

Paul Ricard 5.822 m.



Lap	Time of Day	Session Time	N° Entrant/Team	Nat	Driver 1	Nat	Driver 2	Nat	Vehicle	Cat	Time	Km/h
2	15:31:45.390	4:45.390	78 ZRS Motorsport	ITA	Davide Scannicchio	ITA	Fabio Babini	ITA	Porsche 992 GT3 Cup	PROAM	2:09.484	161.8
7	15:50:35.933	23:35.933	78 ZRS Motorsport	ITA	Davide Scannicchio	ITA	Fabio Babini	ITA	Porsche 992 GT3 Cup	PROAM	2:08.620	162.9





Paul Ricard
GT Cup Europe

Free Practice - 2

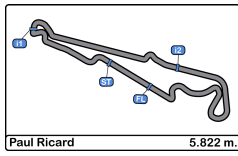
Event Best Maximum Speed

Paul Ricard 5.822 m



N°	Entrant/Team	Nat	Driver 1	Nat	Driver 2	Nat	Vehicle	Cat	Km/h	Session
80	Mertel Motorsport	DEU	Iván Velasco	ESP	Jorge Cabezas	ESP	Ferrari 488 Challenge Evo	PROAM	251.7	Free Practice - 1
19	Mertel Motorsport	DEU	Stefano Bozzoni	ITA	Fernando Navarrete	ESP	Ferrari 488 Challenge Evo	AM	251.1	Free Practice - 1
81	Mertel Motorsport	DEU	Luca Ludwig	DEU	Steven Liquorish	GBR	Ferrari 488 Challenge Evo	PROAM	250.0	Free Practice - 1
69	Kessel Racing	CHE	Alexandre Bochez	CHE	Mikaël Bochez	CHE	Ferrari 488 Challenge Evo	AM	250.0	Free Practice - 1
44	Eugenio Pisani / SP Racing	ITA	Eugenio Pisani	ITA	Stefano Zanini	MCO	Porsche 911 GT3 Cup gen 2	PROAM	246.0	Free Practice - 1
17	Rossocorsa Racing	ITA	Lorenzo Ferdinando Innocenti	ITA	Andrea Belicchi	ITA	Ferrari 488 Challenge Evo	PROAM	246.0	Free Practice - 1
70	GDL Racing	SMR	Roberto Bosio	ITA			Porsche 911 GT3 Cup gen 2	AM	246.0	Free Practice - 1
16	Volcano Motorsport	ESP	Evgenii Leonov	IND			Porsche 992 GT3 Cup	PROAM*	245.4	Free Practice - 1
67	GDL Racing	SMR	Gianluca De Lorenzi	ITA	Stefano Borghi	ITA	Porsche 992 GT3 Cup	AM	244.3	Free Practice - 1
21	Camil Perian / R01 Racing by Varu Nicu	ROU	Camil Perian	ROU	Florin Tincescu	ROU	Porsche 911 GT3 Cup gen 2	AM	244.3	Free Practice - 1
11	Eugenio Pisani / SP Racing	ITA	Fabio Fabiani	ITA	Stefano Zerbi	ITA	Porsche 911 GT3 Cup gen 2	AM	243.2	Free Practice - 1
55	Q1-trackracing	BEL	Gustavo Condé	BRA	H. Mello	BRA	Porsche 992 GT3 Cup	AM	242.6	Free Practice - 1
77	EST1 Racing	EST	Jori Ala-Jyrä	FIN	Indrek Jaaska	EST	Porsche 992 GT3 Cup	AM	242.6	Free Practice - 1
57	Q1-trackracing	BEL	Quentin Antonel	FRA	Nicolas Vandierendonck	BEL	Porsche 992 GT3 Cup	AM*	242.6	Free Practice - 1
78	ZRS Motorsport	ITA	Davide Scannicchio	ITA	Fabio Babini	ITA	Porsche 992 GT3 Cup	PROAM	242.1	Free Practice - 1
52	Q1-trackracing	BEL	Xander Przybylak	BEL	Laurent Vandervelde	BEL	Porsche 992 GT3 Cup	AM	242.1	Free Practice - 1
47	EST1 Racing	EST	Alex Reimann	EST			Porsche 992 GT3 Cup	AM	242.1	Free Practice - 2
65	GDL Racing	SMR	Mario Cordoni	ITA			Porsche 992 GT3 Cup	AM	241.6	Free Practice - 1
68	GDL Racing	SMR	Samuele Bosio	ITA			Porsche 992 GT3 Cup	AM	241.0	Free Practice - 1
14	Ghinzani Arco Motorsport	ITA	Maurizio Fondi	ITA	Laura Van den Hengel	NLD	Porsche 992 GT3 Cup	AM	237.3	Free Practice - 2
007	Street-Art Racing	BEL	Jayan Fazal-Karim	FRA	Julien Darras	FRA	Aston Martin Vantage AMR	TPH	230.7	Free Practice - 1
99	Lionspeed GP	DEU	José García	ESP	Carlo Scholl	DEU	Porsche Cayman GT4 RS	TPH	224.5	Free Practice - 1





Paul Ricard
GT Cup Europe
Free Practice - 2
Pit Stop Analysis



11 Fabio Fabiani Porsche 911 GT3 Cup gen 2

AM Stefano Zerbi Eugenio Pisani / SP Racing

N°	In Day Time	In Time	Out Time	Pit Time	T. Pit Time	Handicap	Diff.
1	15:41:46.784	15:41:46.784	15:43:36.997	1:50.213	1:50.213		
2	15:57:33.847	15:57:33.847	16:00:10.629	2:36.782	4:26.995		
3	16:05:09.344	16:05:09.344	16:11:26.729	6:17.385	10:44.380		

14 Maurizio Fondi Porsche 992 GT3 Cup

AM Laura Van den Hengel Ghinzani Arco Motorsport

N°	In Day Time	In Time	Out Time	Pit Time	T. Pit Time	Handicap	Diff.
1	15:48:22.395	15:48:22.395	15:50:41.245	2:18.850	2:18.850		
2	16:05:56.873	16:05:56.873	16:11:16.232	5:19.359	7:38.209		

16 Evgenii Leonov Porsche 992 GT3 Cup

PROAM* Volcano Motorsport

N°	In Day Time	In Time	Out Time	Pit Time	T. Pit Time	Handicap	Diff.
1	15:51:35.965	15:51:35.965	15:53:29.006	1:53.041	1:53.041		
2	16:04:59.674	16:04:59.674	16:11:25.741	6:26.067	8:19.108		
3	16:13:36.960	16:13:36.960	16:14:02.468	25.508	8:44.616		

17 Lorenzo Ferdinando Innocenti Ferrari 488 Challenge Evo

PROAM Andrea Belicchi Rossocorsa Racing

N°	In Day Time	In Time	Out Time	Pit Time	T. Pit Time	Handicap	Diff.
1	15:43:06.086	15:43:06.086	15:46:56.337	3:50.251	3:50.251		
2	16:02:22.075	16:02:22.075	16:03:51.591	1:29.516	5:19.767		
3	16:07:04.283	16:07:04.283	16:11:21.790	4:17.507	9:37.274		

21 Camil Perian Porsche 911 GT3 Cup gen 2

AM Florin Tincescu Camil Perian / R01 Racing by Varu Nicu

N°	In Day Time	In Time	Out Time	Pit Time	T. Pit Time	Handicap	Diff.
1	15:35:22.299	15:35:22.299	15:36:33.174	1:10.875	1:10.875		
2	15:50:09.485	15:50:09.485	15:53:25.122	3:15.637	4:26.512		
3	16:04:57.483	16:04:57.483	16:11:07.452	6:09.969	10:36.481		

44 Eugenio Pisani Porsche 911 GT3 Cup gen 2

PROAM Stefano Zanini Eugenio Pisani / SP Racing

N°	In Day Time	In Time	Out Time	Pit Time	T. Pit Time	Handicap	Diff.
1	15:37:22.293	15:37:22.293	15:39:45.535	2:23.242	2:23.242		
2	15:55:49.224	15:55:49.224	15:58:37.278	2:48.054	5:11.296		
3	16:05:58.203	16:05:58.203	16:11:05.104	5:06.901	10:18.197		

47 Alex Reimann Porsche 992 GT3 Cup

AM EST1 Racing

N°	In Day Time	In Time	Out Time	Pit Time	T. Pit Time	Handicap	Diff.
1	15:42:21.217	15:42:21.217	15:44:20.472	1:59.255	1:59.255		
2	16:01:52.220	16:01:52.220	16:03:40.905	1:48.685	3:47.940		

52 Xander Przybylak Porsche 992 GT3 Cup

AM Laurent Vandervelde Q1-trackracing

N°	In Day Time	In Time	Out Time	Pit Time	T. Pit Time	Handicap	Diff.
1	15:35:40.828	15:35:40.828	15:37:12.749	1:31.921	1:31.921		
2	15:39:31.079	15:39:31.079	15:41:26.266	1:55.187	3:27.108		
3	16:01:30.166	16:01:30.166	16:11:53.348	10:23.182	13:50.290		

55 Gustavo Condé Porsche 992 GT3 Cup

AM H. Mello Q1-trackracing

N°	In Day Time	In Time	Out Time	Pit Time	T. Pit Time	Handicap	Diff.
1	15:47:28.836	15:47:28.836	15:48:36.503	1:07.667	1:07.667		
2	16:04:03.599	16:04:03.599	16:11:39.927	7:36.328	8:43.995		

57 Quentin Antonel Porsche 992 GT3 Cup

AM* Nicolas Vandierendonck Q1-trackracing

N°	In Day Time	In Time	Out Time	Pit Time	T. Pit Time	Handicap	Diff.
1	15:48:41.526	15:48:41.526	15:52:34.816	3:53.290	3:53.290		
2	16:07:00.650	16:07:00.650	16:12:10.056	5:09.406	9:02.696		

65 Mario Cordoni Porsche 992 GT3 Cup

AM GDL Racing

N°	In Day Time	In Time	Out Time	Pit Time	T. Pit Time	Handicap	Diff.
1	15:48:30.389	15:48:30.389	15:50:03.397	1:33.008	1:33.008		
2	16:06:04.742	16:06:04.742	16:11:24.381	5:19.639	6:52.647		

67 Gianluca De Lorenzi Porsche 992 GT3 Cup

AM Stefano Borghi GDL Racing

N°	In Day Time	In Time	Out Time	Pit Time	T. Pit Time	Handicap	Diff.
1	15:53:34.579	15:53:34.579	15:55:07.819	1:33.240	1:33.240		
2	16:07:06.108	16:07:06.108	16:11:35.313	4:29.205	6:02.445		

68 Samuele Bosio Porsche 992 GT3 Cup

AM GDL Racing

N°	In Day Time	In Time	Out Time	Pit Time	T. Pit Time	Handicap	Diff.
1	15:47:05.257	15:47:05.257	15:50:32.506	3:27.249	3:27.249		
2	16:01:44.538	16:01:44.538	16:03:04.257	1:19.719	4:46.968		
3	16:05:53.999	16:05:53.999	16:12:24.040	6:30.041	11:17.009		

69 Alexandre Bochez Ferrari 488 Challenge Evo

AM Mikaël Bochez Kessel Racing

N°	In Day Time	In Time	Out Time	Pit Time	T. Pit Time	Handicap	Diff.
1	15:40:47.935	15:40:47.935	15:42:21.866	1:33.931	1:33.931		
2	15:57:55.626	15:57:55.626	16:00:28.247	2:32.621	4:06.552		
3	16:11:02.674	16:11:02.674	16:14:00.702	2:58.028	7:04.580		

70 Roberto Bosio Porsche 911 GT3 Cup gen 2

AM GDL Racing

N°	In Day Time	In Time	Out Time	Pit Time	T. Pit Time	Handicap	Diff.
1	15:52:39.168	15:52:39.168	15:54:22.578	1:43.410	1:43.410		
2	16:06:57.473	16:06:57.473	16:11:49.104	4:51.631	6:35.041		

77 Jori Ala-Jyrä Porsche 992 GT3 Cup

AM Indrek Jaaska EST1 Racing

N°	In Day Time	In Time	Out Time	Pit Time	T. Pit Time	Handicap	Diff.
1	15:54:04.739	15:54:04.739	15:55:54.423	1:49.684	1:49.684		
2	16:05:40.057	16:05:40.057	16:11:19.403	5:39.346	7:29.030		

78 Davide Scannicchio Porsche 992 GT3 Cup

PROAM Fabio Babini ZRS Motorsport

N°	In Day Time	In Time	Out Time	Pit Time	T. Pit Time	Handicap	Diff.
1	15:37:45.990	15:37:45.990	15:39:13.737	1:27.747	1:27.747		
2	15:41:21.814	15:41:21.814	15:46:18.193	4:56.379	6:24.126		
3	15:56:59.823	15:56:59.823	15:58:17.428	1:17.605	7:41.731		
4	16:05:13.753	16:05:13.753	16:11:18.167	6:04.414	13:46.145		

80 Iván Velasco Ferrari 488 Challenge Evo

PROAM Jorge Cabezas Mertel Motorsport

N°	In Day Time	In Time	Out Time	Pit Time	T. Pit Time	Handicap	Diff.
1	15:42:25.832	15:42:25.832	15:47:10.830	4:44.998	4:44.998		
2	15:51:34.673	15:51:34.673	15:53:44.931	2:10.258	6:55.256		
3	16:05:12.875	16:05:12.875	16:11:22.702	6:09.827	13:05.083		





Paul Ricard
GT Cup Europe
Free Practice - 2
Pit Stop Analysis



81 Luca Ludwig Ferrari 488 Challenge Evo

PROAM Steven Liquorish Mertel Motorsport

N°	In Day Time	In Time	Out Time	Pit Time	T. Pit Time	Handicap	Diff.
1	15:45:21.871	15:45:21.871	15:48:20.828	2:58.957	2:58.957		
2	15:52:40.968	15:52:40.968	15:55:22.846	2:41.878	5:40.835		

99 José García Porsche Cayman GT4 RS

TPH Carlo Scholl Lionspeed GP

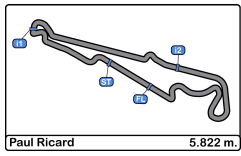
N°	In Day Time	In Time	Out Time	Pit Time	T. Pit Time	Handicap	Diff.
1	15:47:02.804	15:47:02.804	15:51:14.545	4:11.741	4:11.741		
2	16:00:29.234	16:00:29.234	16:02:29.067	1:59.833	6:11.574		
3	16:05:05.698	16:05:05.698	16:11:06.363	6:00.665	12:12.239		

007 Jayan Fazal-Karim Aston Martin Vantage AMR

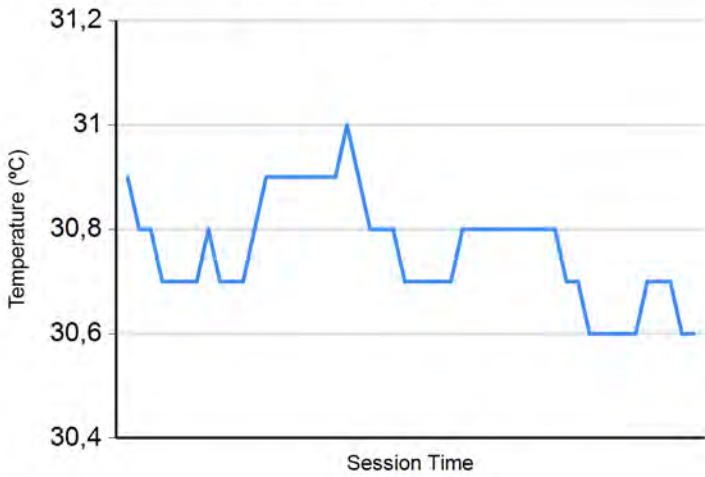
TPH Julien Darras Street-Art Racing

N°	In Day Time	In Time	Out Time	Pit Time	T. Pit Time	Handicap	Diff.
1	15:32:41.338	15:32:41.338	15:35:41.489	3:00.151	3:00.151		
2	15:45:29.587	15:45:29.587	15:47:23.447	1:53.860	4:54.011		

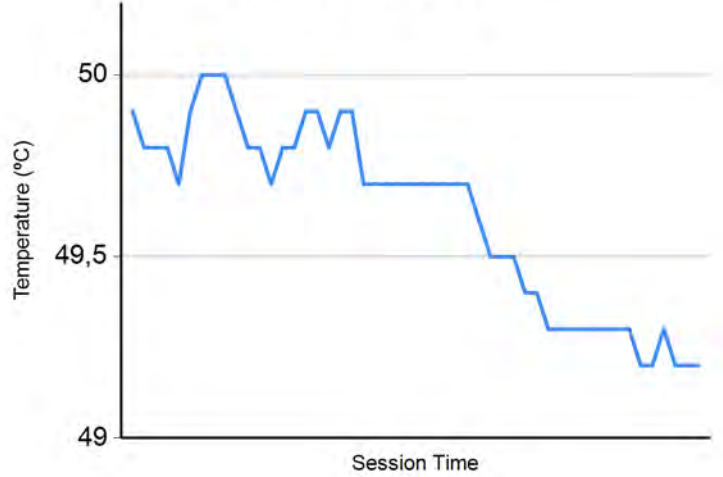




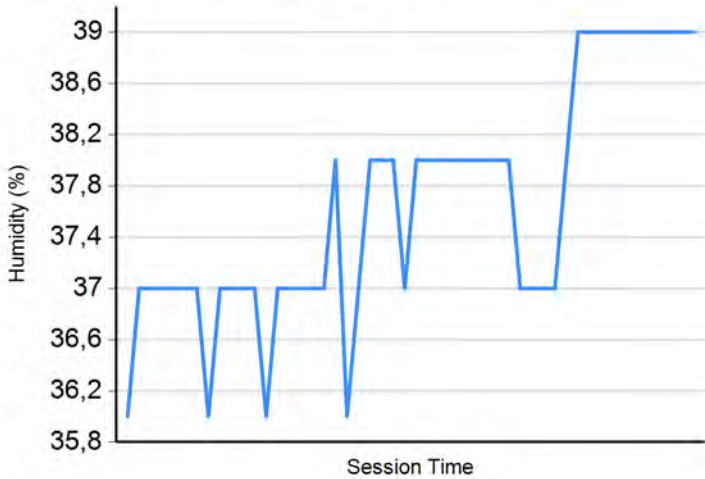
Air Temperature



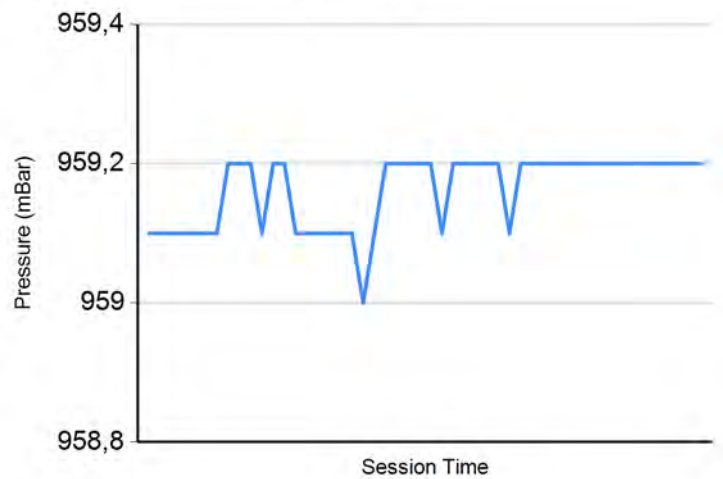
Track Temperature



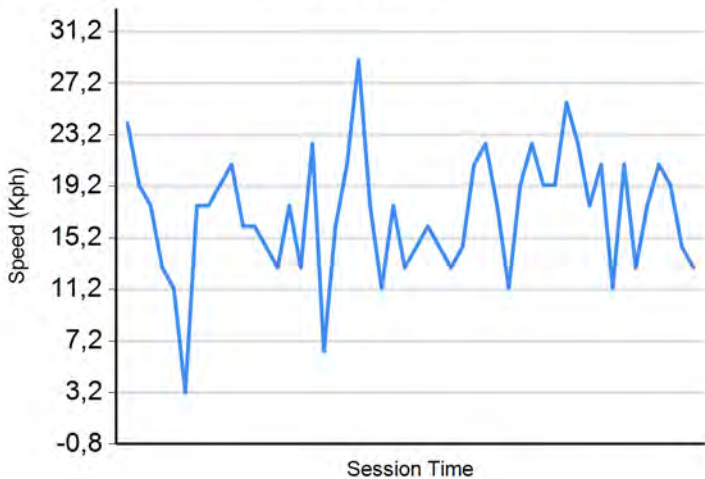
Humidity



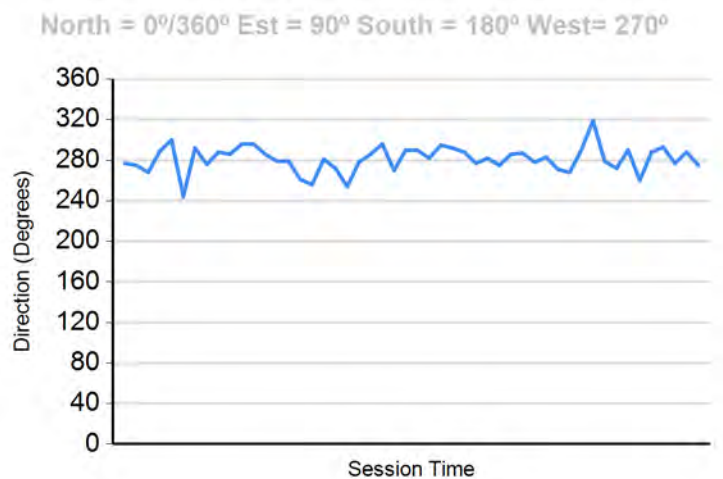
Pressure

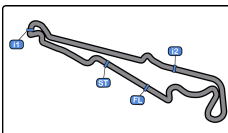


Wind Speed



Wind direction





Paul Ricard
GT Cup Europe
Free Practice - 1 - 2
Combined Results



Paul Ricard 5.822 m

Cls	Nº	Entrant/Team	Nat	Driver 1	Nat	Driver 2	Nat	Vehicle	Cat	Cls	Laps	FP1	FP2	Best	Gap	Interval	Km/h	
1	17	Rossocorsa Racing	ITA	Lorenzo Ferdinando Innocenti	ITA	Andrea Belicchi	ITA	Ferrari 488 Challenge Evo	PROAM	1	35	2:07.810	7	2:09.751	12	2:07.810		163.9
2	78	ZRS Motorsport	ITA	Davide Scannicchio	ITA	Fabio Babini	ITA	Porsche 992 GT3 Cup	PROAM	2	31	2:12.829	10	2:08.620	7	2:08.620	0.810	162.9
3	80	Mertel Motorsport	DEU	Iván Velasco	ESP	Jorge Cabezas	ESP	Ferrari 488 Challenge Evo	PROAM	3	34	2:09.247	7	2:09.122	12	2:09.122	1.312	162.3
4	16	Volcano Motorsport	ESP	Evgenii Leonov	IND			Porsche 992 GT3 Cup	PROAM*	4	37	2:10.953	12	2:09.498	8	2:09.498	1.688	161.8
5	19	Mertel Motorsport	DEU	Stefano Bozzoni	ITA	Fernando Navarrete	ESP	Ferrari 488 Challenge Evo	AM	1	19	2:09.505	4	15:30:01.	1	2:09.505	1.695	161.8
6	47	EST1 Racing	EST	Alex Reimann	EST			Porsche 992 GT3 Cup	AM	2	33	2:11.234	5	2:10.049	13	2:10.049	2.239	161.1
7	57	Q1-trackracing	BEL	Quentin Antonel	FRA	Nicolas Vandierendonck	BEL	Porsche 992 GT3 Cup	AM*	3	36	2:10.220	18	2:10.157	7	2:10.157	2.347	161.0
8	44	Eugenio Pisani / SP Racing	ITA	Eugenio Pisani	ITA	Stefano Zanini	MCO	Porsche 911 GT3 Cup gen 2	PROAM	5	33	2:10.929	16	2:11.100	7	2:10.929	3.119	160.0
9	21	Camil Perian / R01 Racing by Varu Nicu	ROU	Camil Perian	ROU	Florin Tincescu	ROU	Porsche 911 GT3 Cup gen 2	AM	4	37	2:11.571	19	2:11.011	12	2:11.011	3.201	159.9
10	69	Kessel Racing	CHE	Alexandre Bochez	CHE	Mikaël Bochez	CHE	Ferrari 488 Challenge Evo	AM	5	35	2:11.352	12	2:12.030	11	2:11.352	3.542	159.5
11	55	Q1-trackracing	BEL	Gustavo Condé	BRA	H. Mello	BRA	Porsche 992 GT3 Cup	AM	6	34	2:13.200	5	2:11.403	10	2:11.403	3.593	159.5
12	65	GDL Racing	SMR	Mario Cordoni	ITA			Porsche 992 GT3 Cup	AM	7	20	2:16.635	2	2:11.521	12	2:11.521	3.711	159.3
13	52	Q1-trackracing	BEL	Xander Przybylak	BEL	Laurent Vandervelde	BEL	Porsche 992 GT3 Cup	AM	8	25	2:12.884	10	2:12.459	9	2:12.459	4.649	158.2
14	68	GDL Racing	SMR	Samuele Bosio	ITA			Porsche 992 GT3 Cup	AM	9	35	2:12.811	8	2:13.883	5	2:12.811	5.001	157.8
15	77	EST1 Racing	EST	Jori Ala-Jyrä	FIN	Indrek Jaaska	EST	Porsche 992 GT3 Cup	AM	10	36	2:14.005	15	2:13.086	10	2:13.086	5.276	157.4
16	67	GDL Racing	SMR	Gianluca De Lorenzi	ITA	Stefano Borghi	ITA	Porsche 992 GT3 Cup	AM	11	28	2:19.131	8	2:13.700	9	2:13.700	5.890	156.7
17	81	Mertel Motorsport	DEU	Luca Ludwig	GBR	Steven Liquorish	GBR	Ferrari 488 Challenge Evo	PROAM	6	27	2:13.950	14	2:19.927	5	2:13.950	6.140	156.4
18	11	Eugenio Pisani / SP Racing	ITA	Fabio Fabiani	ITA	Stefano Zerbi	ITA	Porsche 911 GT3 Cup gen 2	AM	12	32	2:14.752	7	2:14.768	10	2:14.752	6.942	155.5
19	14	Ghinzani Arco Motorsport	ITA	Maurizio Fondi	ITA	Laura Van den Hengel	NLD	Porsche 992 GT3 Cup	AM	13	31	2:20.563	5	2:15.763	7	2:15.763	7.953	154.3
20	70	GDL Racing	SMR	Roberto Bosio	ITA			Porsche 911 GT3 Cup gen 2	AM	14	33	2:17.477	6	2:16.453	13	2:16.453	8.643	153.6
21	99	Lionspeed GP	DEU	José García	ESP	Carlo Scholl	DEU	Porsche Cayman GT4 RS	TPH	1	21	2:24.036	8	2:19.182	10	2:19.182	11.372	150.5
22	007	Street-Art Racing	BEL	Jayan Fazal-Karim	FRA	Julien Darras	FRA	Aston Martin Vantage AMR	TPH	2	27	2:24.290	14	2:23.153	11	2:23.153	15.343	146.4

*** PENALTIES**

CAR 81 TIME 2:12.085 DELETED TRACK LIMITS AT T 7 AND 10

CAR 68 TIME 2:18.181 DELETED TRACK LIMITS AT T 10

CAR 57 TIME 2:12.922 DELETED TRACK LIMITS AT T 7

CAR 47 TIME 2:11.912 DELETED TRACK LIMITS AT T 10

CAR 80 TIME 2:13.301 DELETED TRACK LIMITS AT T 7

CAR 80 TIME 2:10.967 DELETED TRACK LIMITS AT T 10

CAR 44 TIME 2:16.261 DELETED TRACK LIMITS AT T 10

CAR 81 TIME 2:18.166 DELETED TRACK LIMITS AT T 10

CAR 81 TIME 2:44.898 DELETED TRACK LIMITS AT T 7

CAR 69 TIME 2:13.822 DELETED TRACK LIMITS AT T 10

CAR 11 TIME 2:20.543 DELETED TRACK LIMITS AT T 10

Published at:.....

Race Director:

Timekeeper:

Luis García

JOB-1605-ESP/M





Paul Ricard
GT Cup Europe
Free Practice - 1 - 2



Paul Ricard 5.822 m.

Combined Results

- CAR 65 TIME 2:16.424 DELETED TRACK LIMITS AT T 10
- CAR 44 TIME 2:12.885 DELETED TRACK LIMITS AT T 10
- CAR 16 TIME 2:48.283 DELETED TRACK LIMITS AT T 10
- CAR 80 TIME 2:09.472 DELETED TRACK LIMITS AT T 10
- CAR 17 TIME 2:50.930 DELETED TRACK LIMITS AT T 10
- CAR 78 TIME 2:13.754 DELETED TRACK LIMITS AT T 10
- CAR 65 TIME 2:16.173 DELETED TRACK LIMITS AT T 10
- CAR 57 TIME 2:13.159 DELETED TRACK LIMITS AT T 10
- CAR 80 TIME 2:09.303 DELETED TRACK LIMITS AT T 10
- CAR 47 TIME 2:13.437 DELETED TRACK LIMITS AT T 10
- CAR 57 TIME 2:10.946 DELETED TRACK LIMITS AT T 7
- CAR 44 TIME 2:12.361 DELETED TRACK LIMITS AT T 10
- CAR 17 TIME 2:13.960 DELETED TRACK LIMITS AT T 7
- CAR 19 TIME 2:26.822 DELETED TRACK LIMITS AT T 10
- CAR 65 TIME 2:13.563 DELETED TRACK LIMITS AT T 7
- CAR 80 TIME 2:19.421 DELETED TRACK LIMITS AT T 10
- CAR 16 TIME 2:12.134 DELETED TRACK LIMITS AT T 10
- CAR 78 TIME 2:09.046 DELETED TRACK LIMITS AT T 10
- CAR 69 TIME 2:22.211 DELETED TRACK LIMITS AT T 10
- CAR 57 TIME 2:11.313 DELETED TRACK LIMITS AT T 10
- CAR 1007 TIME 2:15.503 DELETED TRACK LIMITS AT T 10
- CAR 16 TIME 2:39.292 DELETED TRACK LIMITS AT T 10
- CAR 80 TIME 2:20.351 DELETED TRACK LIMITS AT T 10
- CAR 70 TIME 2:27.237 DELETED TRACK LIMITS AT T 10
- CAR 68 TIME 2:12.950 DELETED TRACK LIMITS AT T 10
- CAR 11 TIME 2:31.894 DELETED TRACK LIMITS AT T 10
- CAR 81 TIME 2:14.634 DELETED TRACK LIMITS AT T 10
- CAR 44 TIME 2:12.315 DELETED TRACK LIMITS AT T 10
- CAR 70 TIME 2:18.556 DELETED TRACK LIMITS AT T 10
- CAR 44 TIME 2:50.789 DELETED TRACK LIMITS AT T 10
- CAR 1007 TIME 2:15.810 DELETED TRACK LIMITS AT T 10
- CAR 77 TIME 2:13.972 DELETED TRACK LIMITS AT T 7
- CAR 65 TIME 2:12.231 DELETED TRACK LIMITS AT T 10
- CAR 1007 TIME 2:19.866 DELETED TRACK LIMITS AT T 7
- CAR 67 TIME 2:16.917 DELETED TRACK LIMITS AT T 10

Published at:.....

Race Director:

Timekeeper:

Luis Garcia

JOB-1605-ESP/M





Paul Ricard
GT Cup Europe
Free Practice - 1 - 2



Combined Results

Paul Ricard 5.822 m.

- CAR 57 TIME 2:47.129 DELETED TRACK LIMITS AT T 7
- CAR 44 TIME 2:13.110 DELETED TRACK LIMITS AT T 10
- CAR 16 TIME 2:46.770 DELETED TRACK LIMITS AT T 7
- CAR 68 TIME 2:12.821 DELETED TRACK LIMITS AT T 10
- CAR 1007 TIME 3:00.769 DELETED TRACK LIMITS AT T 7
- CAR 47 TIME 4:00.920 DELETED TRACK LIMITS AT T 10
- CAR 16 TIME 2:11.539 DELETED TRACK LIMITS AT T 7
- CAR 77 TIME 2:14.019 DELETED TRACK LIMITS AT T 10
- CAR 67 TIME 2:27.448 DELETED TRACK LIMITS AT T 7
- CAR 17 TIME 2:20.031 DELETED TRACK LIMITS AT T 7
- CAR 81 TIME 2:08.221 DELETED TRACK LIMITS AT T 7
- CAR 81 TIME 2:24.676 DELETED TRACK LIMITS AT T 7
- CAR 16 TIME 2:32.825 DELETED TRACK LIMITS AT T 7
- CAR 57 TIME 2:10.219 DELETED TRACK LIMITS AT T 7
- CAR 67 TIME 2:09.551 DELETED TRACK LIMITS AT T 7
- CAR 70 TIME 2:16.696 DELETED TRACK LIMITS AT T 7
- CAR 47 TIME 2:10.993 DELETED TRACK LIMITS AT T 7
- CAR 65 TIME 2:20.866 DELETED TRACK LIMITS AT T 10
- CAR 57 TIME 2:14.126 DELETED TRACK LIMITS AT T 7
- CAR 80 TIME 6:50.678 DELETED TRACK LIMITS AT T 10
- CAR 81 TIME 2:08.016 DELETED TRACK LIMITS AT T 7
- CAR 67 TIME 2:14.384 DELETED TRACK LIMITS AT T 10
- CAR 69 TIME 4:50.924 DELETED TRACK LIMITS AT T 10
- CAR 65 TIME 3:39.672 DELETED TRACK LIMITS AT T 10
- CAR 47 TIME 2:11.153 DELETED TRACK LIMITS AT T 10
- CAR 81 TIME 2:16.353 DELETED TRACK LIMITS AT T 10
- CAR 11 TIME 2:16.005 DELETED TRACK LIMITS AT T 7
- CAR 78 TIME 2:08.623 DELETED TRACK LIMITS AT T 10
- CAR 81 TIME 2:14.430 DELETED TRACK LIMITS AT T 7
- CAR 80 TIME 2:18.075 DELETED TRACK LIMITS AT T 7
- CAR 57 TIME 2:10.408 DELETED TRACK LIMITS AT T 7
- CAR 17 TIME 2:10.393 DELETED TRACK LIMITS AT T 7
- CAR 67 TIME 2:09.929 DELETED TRACK LIMITS AT T 10
- CAR 65 TIME 2:11.780 DELETED TRACK LIMITS AT T 7
- CAR 67 TIME 2:18.656 DELETED TRACK LIMITS AT T 10

Published at:.....

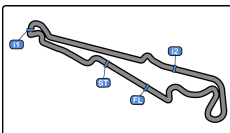
Race Director:

Timekeeper:

Luis Garcia

JOB-1605-ESP/M





Paul Ricard
GT Cup Europe
Free Practice - 1 - 2



Paul Ricard 5.822 m. **Combined Results**

- CAR 68 TIME 2:12.021 DELETED TRACK LIMITS AT T 10
- CAR 47 TIME 2:22.886 DELETED TRACK LIMITS AT T 10
- CAR 55 TIME 2:15.118 DELETED TRACK LIMITS AT T 10
- CAR 57 TIME 2:10.818 DELETED TRACK LIMITS AT T 7
- CAR 99 TIME 2:20.197 DELETED TRACK LIMITS AT T 10
- CAR 21 TIME 2:12.291 DELETED TRACK LIMITS AT T 7
- CAR 65 TIME 2:12.453 DELETED TRACK LIMITS AT T 10
- CAR 17 TIME 2:10.448 DELETED TRACK LIMITS AT T 10
- CAR 57 TIME 2:20.701 DELETED TRACK LIMITS AT T 7
- CAR 17 TIME 2:11.715 DELETED TRACK LIMITS AT T 7
- CAR 68 TIME 2:10.806 DELETED TRACK LIMITS AT T 10
- CAR 78 TIME 2:13.558 DELETED TRACK LIMITS AT T 10
- CAR 55 TIME 2:11.926 DELETED TRACK LIMITS AT T 10
- CAR 55 TIME 2:47.769 DELETED TRACK LIMITS AT T 10
- CAR 57 TIME 2:10.817 DELETED TRACK LIMITS AT T 7
- CAR 77 TIME 2:19.476 DELETED TRACK LIMITS AT T 7
- CAR 70 TIME 2:16.577 DELETED TRACK LIMITS AT T 10
- CAR 69 TIME 2:16.097 DELETED TRACK LIMITS AT T 10
- CAR 81 TIME 2:07.926 DELETED TRACK LIMITS AT T 7
- CAR 68 TIME 2:11.557 DELETED TRACK LIMITS AT T 7
- CAR 16 TIME 2:10.838 DELETED TRACK LIMITS AT T 7
- CAR 11 TIME 2:46.811 DELETED TRACK LIMITS AT T 10
- CAR 68 TIME 2:11.058 DELETED TRACK LIMITS AT T 10
- CAR 17 TIME 2:09.998 DELETED TRACK LIMITS AT T 7
- CAR 65 TIME 2:11.505 DELETED TRACK LIMITS AT T 7
- CAR 78 TIME 2:52.348 DELETED TRACK LIMITS AT T 10
- CAR 21 TIME 2:11.655 DELETED TRACK LIMITS AT T 7
- CAR 16 TIME 2:18.563 DELETED TRACK LIMITS AT T 7
- CAR 57 TIME 2:11.120 DELETED TRACK LIMITS AT T 10
- CAR 68 TIME 2:11.762 DELETED TRACK LIMITS AT T 7
- CAR 67 TIME 2:13.310 DELETED TRACK LIMITS AT T 10
- CAR 44 TIME 4:28.906 DELETED TRACK LIMITS AT T 10
- CAR 47 TIME 2:19.405 DELETED TRACK LIMITS AT T 10
- CAR 80 TIME 2:19.039 DELETED TRACK LIMITS AT T 7
- CAR 1007 TIME 2:21.523 DELETED TRACK LIMITS AT T 10

Published at:.....

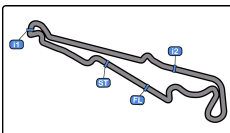
Race Director:

Timekeeper:

Luis Garcia

JOB-1605-ESP/M





Paul Ricard
GT Cup Europe
Free Practice - 1 - 2
Combined Results



Paul Ricard 5.822 m.

- CAR 70 TIME 2:18.821 DELETED TRACK LIMITS AT T 7
- CAR 81 TIME 2:45.467 DELETED TRACK LIMITS AT T 10
- CAR 44 TIME 2:28.082 DELETED TRACK LIMITS AT T 10
- CAR 77 TIME 2:18.603 DELETED TRACK LIMITS AT T 10
- CAR 57 TIME 2:15.287 DELETED TRACK LIMITS AT T 7
- CAR 44 TIME 2:11.683 DELETED TRACK LIMITS AT T 10
- CAR 16 TIME 2:12.713 DELETED TRACK LIMITS AT T 7
- CAR 65 TIME 2:11.102 DELETED TRACK LIMITS AT T 10
- CAR 81 TIME 2:17.693 DELETED TRACK LIMITS AT T 10
- CAR 57 TIME 2:10.958 DELETED TRACK LIMITS AT T 10
- CAR 47 TIME 2:10.700 DELETED TRACK LIMITS AT T 10
- CAR 70 TIME 2:16.137 DELETED TRACK LIMITS AT T 7
- CAR 80 TIME 2:10.643 DELETED TRACK LIMITS AT T 7
- CAR 81 TIME 2:15.327 DELETED TRACK LIMITS AT T 7
- CAR 47 TIME 2:10.094 DELETED TRACK LIMITS AT T 7
- CAR 57 TIME 2:12.054 DELETED TRACK LIMITS AT T 10
- CAR 70 TIME 2:30.846 DELETED TRACK LIMITS AT T 10
- CAR 16 TIME 2:13.356 DELETED TRACK LIMITS AT T 10
- CAR 68 TIME 2:12.877 DELETED TRACK LIMITS AT T 10
- CAR 69 TIME 2:18.662 DELETED TRACK LIMITS AT T 10
- CAR 67 TIME 2:10.355 DELETED TRACK LIMITS AT T 10
- CAR 80 TIME 2:09.242 DELETED TRACK LIMITS AT T 10
- CAR 81 TIME 2:16.043 DELETED TRACK LIMITS AT T 10
- CAR 47 TIME 2:21.195 DELETED TRACK LIMITS AT T 10
- CAR 67 TIME 2:10.938 DELETED TRACK LIMITS AT T 10
- CAR 17 TIME 2:10.129 DELETED TRACK LIMITS AT T 7
- CAR 80 TIME 2:24.398 DELETED TRACK LIMITS AT T 7
- CAR 21 TIME 2:12.610 DELETED TRACK LIMITS AT T 7
- CAR 16 TIME 2:11.691 DELETED TRACK LIMITS AT T 7
- CAR 77 TIME 2:13.249 DELETED TRACK LIMITS AT T 7
- CAR 67 TIME 2:10.520 DELETED TRACK LIMITS AT T 7
- CAR 17 TIME 2:11.547 DELETED TRACK LIMITS AT T 10
- CAR 57 TIME 2:10.269 DELETED TRACK LIMITS AT T 10
- CAR 68 TIME 2:12.651 DELETED TRACK LIMITS AT T 10
- CAR 11 TIME 2:17.630 DELETED TRACK LIMITS AT T 10

Published at:.....

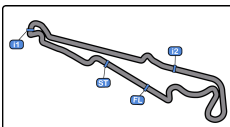
Race Director:

Timekeeper:

Luis Garcia

JOB-1605-ESP/M





Paul Ricard
GT Cup Europe
Free Practice - 1 - 2



Paul Ricard 5.822 m.

Combined Results

- CAR 14 TIME 2:20.394 DELETED TRACK LIMITS AT T 10
- CAR 81 TIME 2:27.460 DELETED TRACK LIMITS AT T 10
- CAR 77 TIME 2:15.148 DELETED TRACK LIMITS AT T 10
- CAR 52 TIME 2:12.126 DELETED TRACK LIMITS AT T 10
- CAR 68 TIME 2:11.610 DELETED TRACK LIMITS AT T 10
- CAR 67 TIME 2:09.865 DELETED TRACK LIMITS AT T 10
- CAR 78 TIME 2:12.933 DELETED TRACK LIMITS AT T 7

Published at:.....

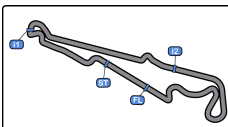
Race Director:

Timekeeper:

Luis Garcia

JOB-1605-ESP/M





Paul Ricard
GT Cup Europe
Free Practice - 3 -bronze drivers-
Provisional Results



Paul Ricard 5.822 m.

Cls	N°	Entrant/Team	Nat	Driver 1	Nat	Driver 2	Nat	Vehicle	Cat	Cls	Laps	Best	Time	Gap	Interval	Km/h
1	19	Mertel Motorsport	DEU	Stefano Bozzoni	ITA	Fernando Navarrete	ESP	Ferrari 488 Challenge Evo	AM	1	7	3	2:07.331			164.6
2	80	Mertel Motorsport	DEU	Iván Velasco	ESP	Jorge Cabezas	ESP	Ferrari 488 Challenge Evo	PROAM	1	9	8	2:08.379	1.048	1.048	163.2
3	47	EST1 Racing	EST	Alex Reimann	EST			Porsche 992 GT3 Cup	AM	2	8	4	2:08.820	1.489	0.441	162.7
4	17	Rosscorsa Racing	ITA	Lorenzo Ferdinando Innocenti	ITA	Andrea Belicchi	ITA	Ferrari 488 Challenge Evo	PROAM	2	9	4	2:09.320	1.989	0.500	162.0
5	69	Kessel Racing	CHE	Alexandre Bochez	CHE	Mikaël Bochez	CHE	Ferrari 488 Challenge Evo	AM	3	9	8	2:10.505	3.174	1.185	160.6
6	52	Q1-trackracing	BEL	Xander Przybylak	BEL	Laurent Vandervelde	BEL	Porsche 992 GT3 Cup	AM	4	8	5	2:11.342	4.011	0.837	159.5
7	81	Mertel Motorsport	DEU	Luca Ludwig	DEU	Steven Liqorish	GBR	Ferrari 488 Challenge Evo	PROAM	3	9	8	2:11.607	4.276	0.265	159.2
8	44	Eugenio Pisani / SP Racing	ITA	Eugenio Pisani	ITA	Stefano Zanini	MCO	Porsche 911 GT3 Cup gen 2	PROAM	4	8	6	2:11.693	4.362	0.086	159.1
9	67	GDL Racing	SMR	Gianluca De Lorenzi	ITA	Stefano Borghi	ITA	Porsche 992 GT3 Cup	AM	5	9	5	2:12.417	5.086	0.724	158.2
10	78	ZRS Motorsport	ITA	Davide Scannicchio	ITA	Fabio Babini	ITA	Porsche 992 GT3 Cup	PROAM	5	9	7	2:12.684	5.353	0.267	157.9
11	11	Eugenio Pisani / SP Racing	ITA	Fabio Fabiani	ITA	Stefano Zerbi	ITA	Porsche 911 GT3 Cup gen 2	AM	6	9	5	2:14.354	7.023	1.670	155.9
12	14	Ghinzani Arco Motorsport	ITA	Maurizio Fondi	ITA	Laura Van den Hengel	NLD	Porsche 992 GT3 Cup	AM	7	8	6	2:14.970	7.639	0.616	155.2
13	55	Q1-trackracing	BEL	Gustavo Condé	BRA	H. Mello	BRA	Porsche 992 GT3 Cup	AM	8	9	8	2:15.029	7.698	0.059	155.2
14	007	Street-Art Racing	BEL	Jayan Fazal-Karim	FRA	Julien Darras	FRA	Aston Martin Vantage AMR	TPH	1	8	8	2:15.558	8.227	0.529	154.6
15	77	EST1 Racing	EST	Jori Ala-Jyrä	FIN	Indrek Jaaska	EST	Porsche 992 GT3 Cup	AM	9	9	7	2:15.879	8.548	0.321	154.2
16	99	Lionspeed GP	DEU	José García	ESP	Carlo Scholl	DEU	Porsche Cayman GT4 RS	TPH	2	8	8	2:21.780	14.449	5.901	147.8
17	57	Q1-trackracing	BEL	Quentin Antonel	FRA	Nicolas Vandierendonck	BEL	Porsche 992 GT3 Cup	AM*	10	4	4	2:32.926	25.595	11.146	137.0

*** PENALTIES**

- CAR 67 TIME 2:13.738 DELETED TRACK LIMITS AT T 10
- CAR 80 TIME 2:08.080 DELETED TRACK LIMITS AT T 7
- CAR 44 TIME 2:16.017 DELETED TRACK LIMITS AT T 10
- CAR 47 TIME 2:10.018 DELETED TRACK LIMITS AT T 10
- CAR 80 TIME 2:08.332 DELETED TRACK LIMITS AT T 7
- CAR 44 TIME 2:12.177 DELETED TRACK LIMITS AT T 7
- CAR 78 TIME 2:15.215 DELETED TRACK LIMITS AT T 7
- CAR 11 TIME 2:14.483 DELETED TRACK LIMITS AT T 10
- CAR 78 TIME 2:12.752 DELETED TRACK LIMITS AT T 7
- CAR 44 TIME 2:11.345 DELETED TRACK LIMITS AT T 10
- CAR 78 TIME 2:13.338 DELETED TRACK LIMITS AT T 7
- CAR 52 TIME 2:11.350 DELETED TRACK LIMITS AT T 10
- CAR 1007 TIME 2:16.160 DELETED TRACK LIMITS AT T 10
- CAR 14 TIME 2:13.153 DELETED TRACK LIMITS AT T 10
- CAR 78 TIME 2:12.540 DELETED TRACK LIMITS AT T 7

Published at:.....

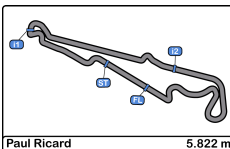
Track Temp: 35.7 °C Air Temp: 27.5 °C Humidity: 46 % Track Status: DRY

Race Director:

Timekeeper: Luis García

JOB-1605-ESP/M





Paul Ricard
 GT Cup Europe
 Free Practice - 3 -bronze drivers-
 Provisional Results by Category



AM																
Cls	N°	Entrant/Team	Nat	Driver 1	Nat	Driver 2	Nat	Vehicle	Cat	Cls	Laps	Best	Time	Gap	Interval	Km/h
1	19	Mertel Motorsport	DEU	Stefano Bozzoni	ITA	Fernando Navarrete	ESP	Ferrari 488 Challenge Evo	AM	1	7	3	2:07.331			164.6
2	47	EST1 Racing	EST	Alex Reimann	ITA			Porsche 992 GT3 Cup	AM	2	8	4	2:08.820	1.489	1.489	162.7
3	69	Kessel Racing	CHE	Alexandre Bochez	CHE	Mikaël Bochez	CHE	Ferrari 488 Challenge Evo	AM	3	9	8	2:11.505	3.174	1.685	160.6
4	52	Q1-trackracing	BEL	Xander Przybylak	BEL	Laurent Vandervelde	BEL	Porsche 992 GT3 Cup	AM	4	8	5	2:11.342	4.011	0.837	159.5
5	67	GDL Racing	SMR	Gianluca De Lorenzi	ITA	Stefano Borghi	ITA	Porsche 992 GT3 Cup	AM	5	9	5	2:12.417	5.086	1.075	158.2
6	11	Eugenio Pisani / SP Racing	ITA	Fabio Fabiani	ITA	Stefano Zerbi	ITA	Porsche 911 GT3 Cup gen 2	AM	6	9	5	2:14.354	7.023	1.937	155.9
7	14	Ghinzani Arco Motorsport	ITA	Maurizio Fondi	ITA	Laura Van den Hengel	IND	Porsche 992 GT3 Cup	AM	7	8	6	2:14.970	7.639	0.616	155.2
8	55	Q1-trackracing	BEL	Gustavo Condé	BRA	H. Mello	BRA	Porsche 992 GT3 Cup	AM	8	9	8	2:15.029	7.698	0.059	155.2
9	77	EST1 Racing	EST	Jori Ala-Jyrä	FIN	Indrek Jaaska	EST	Porsche 992 GT3 Cup	AM	9	9	7	2:15.879	8.548	0.850	154.2
10	57	Q1-trackracing	BEL	Quentin Antonel	FRA	Nicolas Vandierendonck	BEL	Porsche 992 GT3 Cup	AM*	10	4	4	2:32.926	25.595	17.047	137.0

PROAM																
Cls	N°	Entrant/Team	Nat	Driver 1	Nat	Driver 2	Nat	Vehicle	Cat	Cls	Laps	Best	Time	Gap	Interval	Km/h
1	80	Mertel Motorsport	DEU	Iván Velasco	ESP	Jorge Cabezas	ESP	Ferrari 488 Challenge Evo	PROAM	1	9	8	2:08.379			163.2
2	17	Rossocorsa Racing	ITA	Lorenzo Ferdinando Innocenti	ITA	Andrea Belicchi	ITA	Ferrari 488 Challenge Evo	PROAM	2	9	4	2:09.320	0.941	0.941	162.0
3	81	Mertel Motorsport	DEU	Luca Ludwig	DEU	Steven Liquorish	GBR	Ferrari 488 Challenge Evo	PROAM	3	9	8	2:11.607	3.228	2.287	159.2
4	44	Eugenio Pisani / SP Racing	ITA	Eugenio Pisani	ITA	Stefano Zanini	MCO	Porsche 911 GT3 Cup gen 2	PROAM	4	8	6	2:11.693	3.314	0.086	159.1
5	78	ZRS Motorsport	ITA	Davide Scannicchio	ITA	Fabio Babini	ITA	Porsche 992 GT3 Cup	PROAM	5	9	7	2:12.684	4.305	0.991	157.9

TPH																
Cls	N°	Entrant/Team	Nat	Driver 1	Nat	Driver 2	Nat	Vehicle	Cat	Cls	Laps	Best	Time	Gap	Interval	Km/h
1	007	Street-Art Racing	BEL	Jayan Fazal-Karim	FRA	Julien Darras	FRA	Aston Martin Vantage AMR	TPH	1	8	8	2:15.558			154.6
2	99	Lionspeed GP	DEU	José García	ESP	Carlo Scholl	DEU	Porsche Cayman GT4 RS	TPH	2	8	8	2:21.780	6.222	6.222	147.8

* PENALTIES

- CAR 67 TIME 2:13.738 DELETED TRACK LIMITS AT T 10
- CAR 80 TIME 2:08.080 DELETED TRACK LIMITS AT T 7
- CAR 44 TIME 2:16.017 DELETED TRACK LIMITS AT T 10
- CAR 47 TIME 2:10.018 DELETED TRACK LIMITS AT T 10
- CAR 80 TIME 2:08.332 DELETED TRACK LIMITS AT T 7
- CAR 44 TIME 2:12.177 DELETED TRACK LIMITS AT T 7
- CAR 78 TIME 2:15.215 DELETED TRACK LIMITS AT T 7
- CAR 11 TIME 2:14.483 DELETED TRACK LIMITS AT T 10

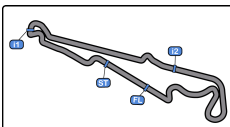
Published at:.....

Track Temp: 35.7 °C Air Temp: 27.5 °C Humidity: 46 % Track Status: DRY

Race Director:

Timekeeper: Luis García
 JOB-1605-ESP/M





Paul Ricard
GT Cup Europe
Free Practice - 3 -bronze drivers-
Provisional Results by Category

Paul Ricard 5.822 m

- CAR 78 TIME 2:12.752 DELETED TRACK LIMITS AT T 7
- CAR 44 TIME 2:11.345 DELETED TRACK LIMITS AT T 10
- CAR 78 TIME 2:13.338 DELETED TRACK LIMITS AT T 7
- CAR 52 TIME 2:11.350 DELETED TRACK LIMITS AT T 10
- CAR 1007 TIME 2:16.160 DELETED TRACK LIMITS AT T 10
- CAR 14 TIME 2:13.153 DELETED TRACK LIMITS AT T 10
- CAR 78 TIME 2:12.540 DELETED TRACK LIMITS AT T 7



Published at:.....

Track Temp: **35.7 °C** Air Temp: **27.5 °C** Humidity: **46 %** Track Status: **DRY**

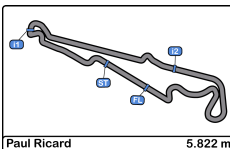
Race Director:

Timekeeper:

Luis Garcia

JOB-1605-ESP/M





Paul Ricard
GT Cup Europe
Free Practice - 3 -bronze drivers-
Provisional Results by Class



GT Open Cup Europe																
Cls	N°	Entrant/Team	Nat	Driver 1	Nat	Driver 2	Nat	Vehicle	Cat	Cls	Laps	Best	Time	Gap	Interval	Km/h
1	19	Mertel Motorsport	DEU	Stefano Bozzoni	ITA	Fernando Navarrete	ESP	Ferrari 488 Challenge Evo	GT Cup	1	7	3	2:07.331			164.6
2	80	Mertel Motorsport	DEU	Iván Velasco	ESP	Jorge Cabezas	ESP	Ferrari 488 Challenge Evo	GT Cup	2	9	8	2:08.379	1.048	1.048	163.2
3	47	EST1 Racing	EST	Alex Reimann	EST			Porsche 992 GT3 Cup	GT Cup	3	8	4	2:08.820	1.489	0.441	162.7
4	17	Rossocorsa Racing	ITA	Lorenzo Ferdinando Innocenti	ITA	Andrea Belicchi	ITA	Ferrari 488 Challenge Evo	GT Cup	4	9	4	2:09.320	1.989	0.500	162.0
5	69	Kessel Racing	CHE	Alexandre Bochez	CHE	Mikaël Bochez	CHE	Ferrari 488 Challenge Evo	GT Cup	5	9	8	2:10.505	3.174	1.185	160.6
6	52	Q1-trackracing	BEL	Xander Przybylak	BEL	Laurent Vandervelde	BEL	Porsche 992 GT3 Cup	GT Cup	6	8	5	2:11.342	4.011	0.837	159.5
7	81	Mertel Motorsport	DEU	Luca Ludwig	DEU	Steven Liquorish	GBR	Ferrari 488 Challenge Evo	GT Cup	7	9	8	2:11.607	4.276	0.265	159.2
8	44	Eugenio Pisani / SP Racing	ITA	Eugenio Pisani	ITA	Stefano Zanini	MCO	Porsche 911 GT3 Cup gen 2	GT Cup	8	8	6	2:11.693	4.362	0.086	159.1
9	67	GDL Racing	SMR	Gianluca De Lorenzi	ITA	Stefano Borghi	ITA	Porsche 992 GT3 Cup	GT Cup	9	9	5	2:12.417	5.086	0.724	158.2
10	78	ZRS Motorsport	ITA	Davide Scannicchio	ITA	Fabio Babini	ITA	Porsche 992 GT3 Cup	GT Cup	10	9	7	2:12.684	5.353	0.267	157.9
11	11	Eugenio Pisani / SP Racing	ITA	Fabio Fabiani	ITA	Stefano Zerbi	ITA	Porsche 911 GT3 Cup gen 2	GT Cup	11	9	5	2:14.354	7.023	1.670	155.9
12	14	Ghinzani Arco Motorsport	ITA	Maurizio Fondi	ITA	Laura Van den Hengel	NLD	Porsche 992 GT3 Cup	GT Cup	12	8	6	2:14.970	7.639	0.616	155.2
13	55	Q1-trackracing	BEL	Gustavo Condé	BRA	H. Mello	BRA	Porsche 992 GT3 Cup	GT Cup	13	9	8	2:15.029	7.698	0.059	155.2
14	77	EST1 Racing	EST	Jori Ala-Jyrä	FIN	Indrek Jaaska	EST	Porsche 992 GT3 Cup	GT Cup	14	9	7	2:15.879	8.548	0.850	154.2
15	57	Q1-trackracing	BEL	Quentin Antonel	FRA	Nicolas Vandierendonck	BEL	Porsche 992 GT3 Cup	GT Cup*	15	4	4	2:32.926	25.595	17.047	137.0

GT Cup Trophy																
Cls	N°	Entrant/Team	Nat	Driver 1	Nat	Driver 2	Nat	Vehicle	Cat	Cls	Laps	Best	Time	Gap	Interval	Km/h
1	007	Street-Art Racing	BEL	Jayan Fazal-Karim	FRA	Julien Darras	FRA	Aston Martin Vantage AMR	GT Cup	1	8	8	2:15.558			154.6
2	99	Lionspeed GP	DEU	José García	ESP	Carlo Scholl	DEU	Porsche Cayman GT4 RS	GT Cup	2	8	8	2:21.780	6.222	6.222	147.8

*** PENALTIES**

- CAR 67 TIME 2:13.738 DELETED TRACK LIMITS AT T 10
- CAR 80 TIME 2:08.080 DELETED TRACK LIMITS AT T 7
- CAR 44 TIME 2:16.017 DELETED TRACK LIMITS AT T 10
- CAR 47 TIME 2:10.018 DELETED TRACK LIMITS AT T 10
- CAR 80 TIME 2:08.332 DELETED TRACK LIMITS AT T 7
- CAR 44 TIME 2:12.177 DELETED TRACK LIMITS AT T 7
- CAR 78 TIME 2:15.215 DELETED TRACK LIMITS AT T 7
- CAR 11 TIME 2:14.483 DELETED TRACK LIMITS AT T 10
- CAR 78 TIME 2:12.752 DELETED TRACK LIMITS AT T 7
- CAR 44 TIME 2:11.345 DELETED TRACK LIMITS AT T 10
- CAR 78 TIME 2:13.338 DELETED TRACK LIMITS AT T 7

Published at:.....

Track Temp: 35.7 °C Air Temp: 27.5 °C Humidity: 46 % Track Status: DRY

Race Director:

Timekeeper:

Luis García

JOB-1605-ESP/M





Paul Ricard
GT Cup Europe
Free Practice - 3 -bronze drivers-
Provisional Results by Class

Paul Ricard 5.822 m.

CAR 52 TIME 2:11.350 DELETED TRACK LIMITS AT T 10

CAR 1007 TIME 2:16.160 DELETED TRACK LIMITS AT T 10

CAR 14 TIME 2:13.153 DELETED TRACK LIMITS AT T 10

CAR 78 TIME 2:12.540 DELETED TRACK LIMITS AT T 7



Published at:.....

Track Temp: **35.7 °C** Air Temp: **27.5 °C** Humidity: **46 %** Track Status: **DRY**

Race Director:

Timekeeper:

Luis Garcia

JOB-1605-ESP/M





Paul Ricard
GT Cup Europe
Free Practice - 3 -bronze drivers-
Lap Analysis



11 Fabio Fabiani Porsche 911 GT3 Cup gen 2 **44** Eugenio Pisani Porsche 911 GT3 Cup gen 2
 AM Stefano Zerbi Eugenio Pisani / SP Racing PROAM Stefano Zanini Eugenio Pisani / SP Racing

Lap D	Time	Sector 1	Sector 2	Sector 3	T. Spd	Elapsed	Lap D	Time	Sector 1	Sector 2	Sector 3	T. Spd	Elapsed
1	19:43:39.710	19:41:50.228	45.259	1:04.223	133.6	19:43:39.710	1	19:45:31.336	19:43:40.355	46.637	1:04.344	116.0	19:45:31.336
2	2:32.287	48.813	41.691	1:01.783	119.8	19:46:11.997	2	2:46.047	39.276	39.870	56.871	207.6	19:47:47.353
3	2:20.757	38.942	41.145	1:00.670	238.4	19:48:32.754	3	2:42.477	36.289	38.979	56.909	243.2	19:49:59.530
4	2:14.483	36.832	40.145	57.506	241.0	19:50:47.237	4	2:12.660	36.670	39.584	56.406	244.3	19:52:12.190
5	2:14.354	36.993	39.817	57.544	241.6	19:53:01.591	5	2:44.345	36.177	38.953	56.215	243.7	19:54:23.535
6	2:23.921 P	36.904	40.036	1:06.981	241.0	19:55:25.512	6	2:11.693	36.040	39.043	56.610	244.3	19:56:35.228
7	4:32.904	2:53.152	40.845	58.907	123.9	19:59:58.416	7	2:11.713	36.275	38.971	56.467	245.4	19:58:46.941
8	2:16.706	37.470	39.812	59.424	242.6	20:02:15.122	8	2:19.502 P	36.127	39.358	1:04.017	245.4	20:01:06.443
9	2:42.338 P	39.164	43.284	1:19.890	241.0	20:04:57.460							

14 Maurizio Fondi Porsche 992 GT3 Cup **47** Alex Reimann Porsche 992 GT3 Cup
 AM Laura Van den Hengel Ghinzani Arco Motorsport AM EST1 Racing

Lap D	Time	Sector 1	Sector 2	Sector 3	T. Spd	Elapsed	Lap D	Time	Sector 1	Sector 2	Sector 3	T. Spd	Elapsed
1	19:45:27.123	19:43:10.726	1:02.025	1:14.372	66.2	19:45:27.123	1	19:44:00.337	19:41:45.892	1:03.720	1:10.725	116.6	19:44:00.337
2	2:37.990	46.102	48.634	1:03.254	173.9	19:48:05.113	2	2:21.472	38.665	41.055	1:01.752	229.2	19:46:21.809
3	2:32.093 P	38.925	43.036	1:10.132	229.7	19:50:37.206	3	2:40.048	35.507	38.591	55.920	240.5	19:48:31.827
4	3:34.349	1:23.487	41.829	1:29.033	90.0	19:54:11.555	4	2:08.820	35.331	38.479	55.010	241.6	19:50:40.647
5	2:16.480	38.419	40.537	57.524	210.9	19:56:28.035	5	2:08.984	35.137	38.387	55.460	241.0	19:52:49.631
6	2:14.970	38.139	40.076	56.755	231.7	19:58:43.005	6	2:17.474	38.547	42.440	56.487	194.5	19:55:07.105
7	2:13.153	36.417	40.434	56.302	240.0	20:00:56.158	7	2:09.043	35.289	38.325	55.429	241.0	19:57:16.148
8	2:44.084 P	39.347	42.258	1:22.479	221.7	20:03:40.242	8	2:22.972 P	38.583	40.350	1:04.039	241.6	19:59:39.120

17 Lorenzo Ferdinando Innocenti Ferrari 488 Challenge Evo **52** Xander Przybylak Porsche 992 GT3 Cup
 PROAM Andrea Belicchi Rossocorsa Racing AM Laurent Vandervelde Q1-trackracing

Lap D	Time	Sector 1	Sector 2	Sector 3	T. Spd	Elapsed	Lap D	Time	Sector 1	Sector 2	Sector 3	T. Spd	Elapsed
1	19:43:59.456	19:42:16.850	41.955	1:00.651	112.9	19:43:59.456	1	19:44:40.848	19:42:55.632	47.067	58.149	65.6	19:44:40.848
2	2:14.745	37.571	39.642	57.532	242.1	19:46:14.201	2	2:13.613	36.640	40.058	56.915	236.3	19:46:54.461
3	2:11.564	36.272	39.594	55.698	242.6	19:48:25.765	3	2:12.374	36.381	39.305	56.688	238.4	19:49:06.835
4	2:09.320	35.560	38.378	55.382	242.6	19:50:35.085	4	2:11.755	35.923	39.357	56.475	237.8	19:51:18.590
5	2:13.958	36.103	40.925	56.930	243.2	19:52:49.043	5	2:11.342	35.994	39.126	56.222	238.4	19:53:29.932
6	2:10.318	35.256	38.617	56.445	242.6	19:54:59.361	6	2:11.363	36.073	39.098	56.192	238.9	19:55:41.295
7	2:12.496	35.472	38.982	58.042	242.6	19:57:11.857	7	2:44.350	35.966	39.096	56.288	238.4	19:57:52.645
8	2:09.499	35.518	38.648	55.333	243.2	19:59:21.356	8	2:18.152 P	35.831	38.860	1:03.461	240.0	20:00:10.797
9	2:28.223 P	35.471	38.808	1:13.944	241.0	20:01:49.579							

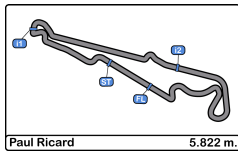
19 Stefano Bozzoni Ferrari 488 Challenge Evo **55** Gustavo Condé Porsche 992 GT3 Cup
 AM Fernando Navarrete Mertel Motorsport AM H. Mello Q1-trackracing

Lap D	Time	Sector 1	Sector 2	Sector 3	T. Spd	Elapsed	Lap D	Time	Sector 1	Sector 2	Sector 3	T. Spd	Elapsed
1	19:42:58.395	19:41:12.197	45.622	1:00.576	131.7	19:42:58.395	1	19:44:57.535	19:43:01.331	50.463	1:05.741	75.6	19:44:57.535
2	2:08.857	35.472	38.321	55.064	246.5	19:45:07.252	2	2:29.259	42.040	45.735	1:01.484	209.3	19:47:26.794
3	2:07.331	34.814	37.734	54.783	246.5	19:47:14.583	3	2:30.825	39.296	48.123	1:03.406	235.8	19:49:57.619
4	2:07.744	34.986	37.833	54.925	245.4	19:49:22.327	4	2:17.258	38.056	40.965	58.237	235.2	19:52:14.877
5	2:22.917 P	38.391	40.522	1:04.004	220.8	19:51:45.244	5	2:16.335	37.642	40.363	58.330	239.4	19:54:31.212
6	4:37.116	2:58.476	40.307	58.333	150.0	19:56:22.360	6	3:07.762	36.901	40.095	1:50.766	239.4	19:57:38.974
7	3:18.972 P	37.917	40.746	2:00.309	231.7	19:59:41.332	7	2:17.698	38.429	41.178	58.091	231.7	19:59:56.672
							8	2:15.029	36.997	40.623	57.409	239.4	20:02:11.701
							9	2:43.843 P	40.184	44.598	1:19.061	225.0	20:04:55.544

57 Quentin Antonel Porsche 992 GT3 Cup
 AM* Nicolas Vandierendonck Q1-trackracing

Lap D	Time	Sector 1	Sector 2	Sector 3	T. Spd	Elapsed
1	19:45:23.114	19:43:05.427	1:02.374	1:15.313	111.1	19:45:23.114
2	2:46.488	52.348	47.901	1:06.239	129.9	19:48:09.602
3	2:35.038	43.273	46.731	1:05.034	174.4	19:50:44.640
4	2:32.926 P	41.032	42.855	1:09.039	177.0	19:53:17.566





Paul Ricard
GT Cup Europe
Free Practice - 3 -bronze drivers-
Lap Analysis



67 Gianluca De Lorenzi Porsche 992 GT3 Cup **80** Iván Velasco Ferrari 488 Challenge Evo
 AM Stefano Borghi GDL Racing PROAM Jorge Cabezas Mertel Motorsport

Lap	D	Time	Sector 1	Sector 2	Sector 3	T. Spd	Elapsed	Lap	D	Time	Sector 1	Sector 2	Sector 3	T. Spd	Elapsed
1		19:44:15.241	19:42:30.012	44.528	1:00.701	110.4	19:44:15.241	1		19:43:17.689	19:41:39.527	40.897	57.265	111.5	19:43:17.689
2		2:13.738	36.557	39.689	57.492	239.4	19:46:28.979	2		2:08.972	35.513	38.408	55.051	245.4	19:45:26.661
3		2:14.031	37.121	39.889	57.021	241.0	19:48:43.010	3		2:08.080	34.978	38.010	55.092	247.1	19:47:34.741
4		2:12.466	36.372	39.584	56.510	241.0	19:50:55.476	4		2:08.332	35.025	38.076	55.231	247.1	19:49:43.073
5		2:12.417	36.895	39.543	55.979	242.1	19:53:07.893	5		2:31.876 P	38.184	45.220	1:08.472	233.7	19:52:14.949
6		2:12.586	36.479	39.332	56.775	241.0	19:55:20.479	6		4:13.320	2:36.981	40.537	55.802	131.3	19:56:28.269
7		2:13.451	36.869	39.282	57.300	240.0	19:57:33.930	7		2:12.665	36.738	38.380	57.547	248.8	19:58:40.934
8		2:13.411	36.078	39.509	57.824	241.6	19:59:47.341	8		2:08.379	35.201	38.018	55.160	248.2	20:00:49.313
9		2:37.175 P	42.601	44.188	1:10.386	187.5	20:02:24.516	9		2:27.896 P	35.338	41.540	1:11.018	247.7	20:03:17.209

69 Alexandre Bochez Ferrari 488 Challenge Evo **81** Luca Ludwig Ferrari 488 Challenge Evo
 AM Mikaël Bochez Kessel Racing PROAM Steven Liquorish Mertel Motorsport

Lap	D	Time	Sector 1	Sector 2	Sector 3	T. Spd	Elapsed	Lap	D	Time	Sector 1	Sector 2	Sector 3	T. Spd	Elapsed
1		19:43:22.816	19:41:16.774	55.239	1:10.803	139.1	19:43:22.816	1		19:43:26.861	19:41:44.303	42.649	59.909	119.7	19:43:26.861
2		2:13.831	36.079	40.655	57.097	246.0	19:45:36.647	2		2:15.697	38.080	40.328	57.289	235.8	19:45:42.558
3		2:16.455	36.636	40.259	59.560	248.2	19:47:53.102	3		2:14.686	36.905	40.279	57.502	245.4	19:47:57.244
4		2:11.320	36.030	38.959	56.331	247.7	19:50:04.422	4		2:12.724	36.851	39.397	56.476	244.8	19:50:09.968
5		2:32.022 P	39.271	44.809	1:07.942	247.1	19:52:36.444	5		2:12.393	36.657	39.224	56.512	246.5	19:52:22.361
6		3:28.938	1:51.900	39.926	57.112	143.6	19:56:05.382	6		2:24.558 P	36.749	39.462	1:08.347	245.4	19:54:46.919
7		2:11.386	36.376	38.963	56.047	247.1	19:58:16.768	7		3:07.166	1:28.299	39.336	59.531	127.9	19:57:54.085
8		2:10.505	35.826	38.863	55.816	246.5	20:00:27.273	8		2:11.607	36.528	39.107	55.972	243.2	20:00:05.692
9		2:43.695 P	37.739	48.478	1:17.478	245.4	20:03:10.968	9		2:34.525 P	42.141	42.853	1:09.531	165.1	20:02:40.217

77 Jori Ala-Jyrä Porsche 992 GT3 Cup **99** José García Porsche Cayman GT4 RS
 AM Indrek Jaaska EST1 Racing TPH Carlo Scholl Lionspeed GP

Lap	D	Time	Sector 1	Sector 2	Sector 3	T. Spd	Elapsed	Lap	D	Time	Sector 1	Sector 2	Sector 3	T. Spd	Elapsed
1		19:43:50.748	19:42:02.090	45.789	1:02.869	125.2	19:43:50.748	1		19:43:24.045	19:41:37.400	43.488	1:03.157	66.5	19:43:24.045
2		2:20.722	38.944	41.921	59.857	237.8	19:46:11.470	2		2:23.051	38.779	42.353	1:01.919	221.3	19:45:47.096
3		2:22.672	38.437	41.560	1:02.675	238.9	19:48:34.142	3		2:23.507	38.524	43.047	1:01.936	221.3	19:48:10.603
4		2:20.644	38.642	41.958	1:00.044	240.0	19:50:54.786	4		2:23.498	39.333	42.450	1:01.715	221.3	19:50:34.101
5		2:20.089	39.608	41.506	58.975	238.9	19:53:14.875	5		2:23.252	39.284	42.777	1:01.191	221.7	19:52:57.353
6		2:17.625	37.796	41.441	58.388	240.0	19:55:32.500	6		2:22.860	38.948	42.329	1:01.583	222.2	19:55:20.213
7		2:15.879	37.239	40.575	58.065	239.4	19:57:48.379	7		2:22.354	38.999	42.355	1:01.000	221.7	19:57:42.567
8		2:16.713	37.276	40.394	59.043	241.6	20:00:05.092	8		2:21.780	38.899	42.246	1:00.635	223.1	20:00:04.347
9		2:26.490 P	37.597	40.524	1:08.369	240.5	20:02:31.582	9			40.136	42.214		183.0	

78 Davide Scannicchio Porsche 992 GT3 Cup **007** Jayan Fazal-Karim Aston Martin Vantage AMR
 PROAM Fabio Babini ZRS Motorsport TPH Julien Darras Street-Art Racing

Lap	D	Time	Sector 1	Sector 2	Sector 3	T. Spd	Elapsed	Lap	D	Time	Sector 1	Sector 2	Sector 3	T. Spd	Elapsed
1		19:45:55.556	19:44:11.016	44.772	59.768	69.4	19:45:55.556	1		19:44:00.704	19:41:43.707	1:01.023	1:15.974	65.4	19:44:00.704
2		2:15.965	37.630	40.724	57.611	238.9	19:48:11.521	2		2:42.381	46.941	49.376	1:06.064	189.1	19:46:43.085
3		2:16.216	37.747	39.836	57.632	239.4	19:50:26.736	3		2:32.072	41.160	45.058	1:05.854	225.0	19:49:15.157
4		2:12.752	36.693	39.448	56.611	239.4	19:52:39.488	4		2:21.504	38.905	41.772	1:00.827	227.3	19:51:36.661
5		2:40.397	36.614	39.451	1:24.332	239.4	19:55:19.885	5		2:18.776	38.030	40.979	59.767	228.8	19:53:55.437
6		2:13.338	36.851	39.526	56.961	238.4	19:57:33.223	6		2:16.564	37.430	40.619	58.515	229.7	19:56:12.001
7		2:12.684	36.193	39.531	56.960	240.0	19:59:45.907	7		2:16.160	37.052	40.888	58.220	230.2	19:58:28.161
8		2:12.540	36.412	39.565	56.563	238.9	20:01:58.447	8		2:15.558	37.156	40.296	58.106	230.7	20:00:43.719
9		2:35.272 P	43.754	42.567	1:08.951	221.7	20:04:33.719	9			39.871	45.027		230.2	





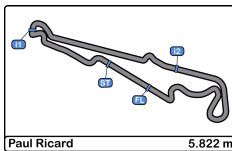
Paul Ricard
GT Cup Europe
Free Practice - 3 -bronze drivers-
Best Sectors Results



Paul Ricard 5.822 m.

Sector - 1			Sector - 2			Sector - 3			Ideal Lap vs Best Lap						
Clas	Nº Driver	Time	Nº Driver	Time	Nº Driver	Time	Clas	Nº Driver	Ideal Lap	Best Lap	Clas				
1	19	Bozzoni - Navarrete	34.814	19	Bozzoni - Navarrete	37.734	19	Bozzoni - Navarrete	54.783	1	19	Bozzoni - Navarrete	2:07.331	2:07.331	1
2	80	Velasco - Cabezas	34.978	80	Velasco - Cabezas	38.010	47	Alex Reimann	55.010	2	80	Velasco - Cabezas	2:08.039	2:08.379	2
3	47	Alex Reimann	35.137	47	Alex Reimann	38.325	80	Velasco - Cabezas	55.051	3	47	Alex Reimann	2:08.472	2:08.820	3
4	17	Innocenti - Belicchi	35.256	17	Innocenti - Belicchi	38.378	17	Innocenti - Belicchi	55.333	4	17	Innocenti - Belicchi	2:08.967	2:09.320	4
5	69	Bochez - Bochez	35.826	52	Przybylak - Vandervelde	38.860	69	Bochez - Bochez	55.816	5	69	Bochez - Bochez	2:10.505	2:10.505	5
6	52	Przybylak - Vandervelde	35.831	69	Bochez - Bochez	38.863	81	Ludwig - Liquorish	55.972	6	52	Przybylak - Vandervelde	2:10.883	2:11.342	6
7	44	Pisani - Zanini	36.040	44	Pisani - Zanini	38.953	67	De Lorenzi - Borghi	55.979	7	44	Pisani - Zanini	2:11.208	2:11.693	8
8	67	De Lorenzi - Borghi	36.078	81	Ludwig - Liquorish	39.107	52	Przybylak - Vandervelde	56.192	8	67	De Lorenzi - Borghi	2:11.339	2:12.417	9
9	78	Scannicchio - Babini	36.193	67	De Lorenzi - Borghi	39.282	44	Pisani - Zanini	56.215	9	81	Ludwig - Liquorish	2:11.607	2:11.607	7
10	14	Fondi - Van den Hengel	36.417	78	Scannicchio - Babini	39.448	14	Fondi - Van den Hengel	56.302	10	78	Scannicchio - Babini	2:12.204	2:12.684	10
11	81	Ludwig - Liquorish	36.528	11	Fabiani - Zerbi	39.812	78	Scannicchio - Babini	56.563	11	14	Fondi - Van den Hengel	2:12.795	2:14.970	12
12	11	Fabiani - Zerbi	36.832	14	Fondi - Van den Hengel	40.076	55	Condé - Mello	57.409	12	11	Fabiani - Zerbi	2:14.150	2:14.354	11
13	55	Condé - Mello	36.901	55	Condé - Mello	40.095	11	Fabiani - Zerbi	57.506	13	55	Condé - Mello	2:14.405	2:15.029	13
14	007	Fazal-Karim - Darras	37.052	007	Fazal-Karim - Darras	40.296	77	Ala-Jyrä - Jaaska	58.065	14	007	Fazal-Karim - Darras	2:15.454	2:15.558	14
15	77	Ala-Jyrä - Jaaska	37.239	77	Ala-Jyrä - Jaaska	40.394	007	Fazal-Karim - Darras	58.106	15	77	Ala-Jyrä - Jaaska	2:15.698	2:15.879	15
16	99	García - Scholl	38.524	99	García - Scholl	42.214	99	García - Scholl	1:00.635	16	99	García - Scholl	2:21.373	2:21.780	16
17	57	Antonel - Vandierendonck	41.032	57	Antonel - Vandierendonck	42.855	57	Antonel - Vandierendonck	1:05.034	17	57	Antonel - Vandierendonck	2:28.921	2:32.926	17





Paul Ricard
GT Cup Europe
Free Practice - 3 -bronze drivers-
Best 5 Lap Times



Cl	N° Entrant/Team	Nat	Driver 1	Nat	Driver 2	Nat	Vehicle	Cat	Cl	Best 1		Best 2		Best 3		Best 4		Best 5	
										Time	Lap	Time	Lap	Time	Lap	Time	Lap	Time	Lap
1	19 Mertel Motorsport	DEU	Stefano Bozzoni	ITA	Fernando Navarrete	ESP	Ferrari 488 Challenge Evo	AM	1	2:07.331	3	2:07.744	4	2:08.857	2	2:22.917	5	3:18.972	7
2	80 Mertel Motorsport	DEU	Iván Velasco	ESP	Jorge Cabezas	ESP	Ferrari 488 Challenge Evo	PROAM	1	2:08.379	8	2:08.972	2	2:12.665	7	2:27.896	9	2:31.876	5
3	47 EST1 Racing	EST	Alex Reimann	EST			Porsche 992 GT3 Cup	AM	2	2:08.820	4	2:08.984	5	2:09.043	7	2:17.474	6	2:21.472	2
4	17 Rossocorsa Racing	ITA	Lorenzo Ferdinando Innocenti	ITA	Andrea Belicchi	ITA	Ferrari 488 Challenge Evo	PROAM	2	2:09.320	4	2:09.499	8	2:10.318	6	2:11.564	3	2:12.496	7
5	69 Kessel Racing	CHE	Alexandre Bochez	CHE	Mikaël Bochez	CHE	Ferrari 488 Challenge Evo	AM	3	2:10.505	8	2:11.320	4	2:11.386	7	2:13.831	2	2:16.455	3
6	52 Q1-trackracing	BEL	Xander Przybylak	BEL	Laurent Vandervelde	BEL	Porsche 992 GT3 Cup	AM	4	2:11.342	5	2:11.363	6	2:11.755	4	2:12.374	3	2:13.613	2
7	81 Mertel Motorsport	DEU	Luca Ludwig	DEU	Steven Liquorish	GBR	Ferrari 488 Challenge Evo	PROAM	3	2:11.607	8	2:12.393	5	2:12.724	4	2:14.686	3	2:15.697	2
8	44 Eugenio Pisani / SP Racing	ITA	Eugenio Pisani	ITA	Stefano Zanini	ITA	Porsche 911 GT3 Cup gen 2	PROAM	4	2:11.693	6	2:11.713	7	2:12.660	4	2:19.502	8		
9	67 GDL Racing	SMR	Gianluca De Lorenzi	ITA	Stefano Borghi	ITA	Porsche 992 GT3 Cup	AM	5	2:12.417	5	2:12.466	4	2:12.586	6	2:13.411	8	2:13.451	7
10	78 ZRS Motorsport	ITA	Davide Scannicchio	ITA	Fabio Babini	ITA	Porsche 992 GT3 Cup	PROAM	5	2:12.684	7	2:15.965	2	2:35.272	9	2:40.397	5		
11	11 Eugenio Pisani / SP Racing	ITA	Fabio Fabiani	ITA	Stefano Zerbi	ITA	Porsche 911 GT3 Cup gen 2	AM	6	2:14.354	5	2:16.706	8	2:20.757	3	2:23.921	6	2:32.287	2
12	14 Ghinzani Arco Motorsport	ITA	Maurizio Fondi	ITA	Laura Van den Hengel	NLD	Porsche 992 GT3 Cup	AM	7	2:14.970	6	2:16.480	5	2:32.093	3	2:37.990	2	2:44.084	8
13	55 Q1-trackracing	BEL	Gustavo Condé	BRA	H. Mello	BRA	Porsche 992 GT3 Cup	AM	8	2:15.029	8	2:16.335	5	2:17.258	4	2:17.698	7	2:29.259	2
14	007 Street-Art Racing	BEL	Jayan Fazal-Karim	FRA	Julien Darras	FRA	Aston Martin Vantage AMR	TPH	1	2:15.558	8	2:16.564	6	2:18.776	5	2:21.504	4	2:32.072	3
15	77 EST1 Racing	EST	Jori Ala-Jyrä	FIN	Indrek Jaaska	EST	Porsche 992 GT3 Cup	AM	9	2:15.879	7	2:16.713	8	2:17.625	6	2:20.089	5	2:20.644	4
16	99 Lionspeed GP	DEU	José García	ESP	Carlo Scholl	DEU	Porsche Cayman GT4 RS	TPH	2	2:21.780	8	2:22.354	7	2:22.860	6	2:23.051	2	2:23.252	5
17	57 Q1-trackracing	BEL	Quentin Antonel	FRA	Nicolas Vandierendonck	BEL	Porsche 992 GT3 Cup	AM*	10	2:32.926	4	2:35.038	3	2:46.488	2				





Paul Ricard
GT Cup Europe
Free Practice - 3-bronze drivers-
Best 5 Top Speeds



Paul Ricard 5.822 m.

Cl	N° Entrant/Team	Nat	Driver 1	Nat	Driver 2	Nat	Vehicle	Cat	Cl	Top 1		Top 2		Top 3		Top 4		Top 5		Avg
										Km/h	Lap	Km/h	Lap	Km/h	Lap	Km/h	Lap	Km/h	Lap	
1	80 Mertel Motorsport	DEU	Iván Velasco	ESP	Jorge Cabezas	ESP	Ferrari 488 Challenge Evo	PROAM	1	248.8	7	248.2	8	247.7	9	247.1	3	247.1	4	247.8
2	69 Kessel Racing	CHE	Alexandre Bochez	CHE	Mikaël Bochez	CHE	Ferrari 488 Challenge Evo	AM	1	248.2	3	247.7	4	247.1	5	247.1	7	246.5	8	247.3
3	19 Mertel Motorsport	DEU	Stefano Bozzoni	ITA	Fernando Navarrete	ESP	Ferrari 488 Challenge Evo	AM	2	246.5	2	246.5	3	245.4	4	231.7	7	220.8	5	238.2
4	81 Mertel Motorsport	DEU	Luca Ludwig	DEU	Steven Liquorish	GBR	Ferrari 488 Challenge Evo	PROAM	2	246.5	5	245.4	3	245.4	6	244.8	4	243.2	8	245.1
5	44 Eugenio Pisani / SP Racing	ITA	Eugenio Pisani	ITA	Stefano Zanini	MCO	Porsche 911 GT3 Cup gen 2	PROAM	3	245.4	7	245.4	8	244.3	4	244.3	6	243.7	5	244.6
6	17 Rossocorsa Racing	ITA	Lorenzo Ferdinando Innocenti	ITA	Andrea Belicchi	ITA	Ferrari 488 Challenge Evo	PROAM	4	243.2	5	243.2	8	242.6	3	242.6	4	242.6	6	242.9
7	11 Eugenio Pisani / SP Racing	ITA	Fabio Fabiani	ITA	Stefano Zerbi	ITA	Porsche 911 GT3 Cup gen 2	AM	3	242.6	8	241.6	5	241.0	4	241.0	6	241.0	9	241.5
8	67 GDL Racing	SMR	Gianluca De Lorenzi	ITA	Stefano Borghi	ITA	Porsche 992 GT3 Cup	AM	4	242.1	5	241.6	8	241.0	3	241.0	4	241.0	6	241.3
9	47 EST1 Racing	EST	Alex Reimann	EST			Porsche 992 GT3 Cup	AM	5	241.6	4	241.6	8	241.0	5	241.0	7	240.5	3	241.1
10	77 EST1 Racing	EST	Jori Ala-Jyrä	FIN	Indrek Jaaska	EST	Porsche 992 GT3 Cup	AM	6	241.6	8	240.5	9	240.0	4	240.0	6	239.4	7	240.3
11	14 Ghinzani Arco Motorsport	ITA	Maurizio Fondi	ITA	Laura Van den Hengel	NLD	Porsche 992 GT3 Cup	AM	7	240.0	7	231.7	6	229.7	3	221.7	8	210.9	5	226.8
12	52 Q1-trackracing	BEL	Xander Przybylak	BEL	Laurent Vandervelde	BEL	Porsche 992 GT3 Cup	AM	8	240.0	8	238.9	6	238.4	3	238.4	5	238.4	7	238.8
13	78 ZRS Motorsport	ITA	Davide Scannicchio	ITA	Fabio Babini	ITA	Porsche 992 GT3 Cup	PROAM	5	240.0	7	239.4	3	239.4	4	239.4	5	238.9	2	239.4
14	55 Q1-trackracing	BEL	Gustavo Condé	BRA	H. Mello	BRA	Porsche 992 GT3 Cup	AM	9	239.4	5	239.4	6	239.4	8	235.8	3	235.2	4	237.9
15	007 Street-Art Racing	FRA	Jayan Fazal-Karim	FRA	Julien Darras	FRA	Aston Martin Vantage AMR	TPH	1	230.7	8	230.2	7	230.2	9	229.7	6	228.8	5	229.9
16	99 Lionspeed GP	DEU	José García	ESP	Carlo Scholl	DEU	Porsche Cayman GT4 RS	TPH	2	223.1	8	222.2	6	221.7	5	221.7	7	221.3	2	222.0
17	57 Q1-trackracing	BEL	Quentin Antonel	FRA	Nicolas Vandierendonck	BEL	Porsche 992 GT3 Cup	AM*	10	177.0	4	174.4	3	129.9	2	111.1	1			148.1





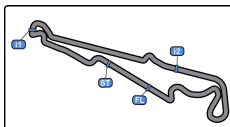
Paul Ricard
GT Cup Europe
Free Practice - 3 -bronze drivers-
Fastest Laps Sequence

Paul Ricard 5.822 m.



Lap	Time of Day	Session Time	N° Entrant/Team	Nat	Driver 1	Nat	Driver 2	Nat	Vehicle	Cat	Time	Km/h
2	19:45:07.252	5:07.252	19 Mertel Motorsport		Stefano Bozzoni		Fernando Navarrete		Ferrari 488 Challenge Evo	AM	2:08.857	162.6
3	19:47:14.583	7:14.583	19 Mertel Motorsport		Stefano Bozzoni		Fernando Navarrete		Ferrari 488 Challenge Evo	AM	2:07.331	164.6





Paul Ricard
GT Cup Europe
Free Practice - 3 -bronze drivers-
Event Best Maximum Speed

Paul Ricard 5.822 m.



N°	Entrant/Team	Nat	Driver 1	Nat	Driver 2	Nat	Vehicle	Cat	Km/h	Session
80	Mertel Motorsport	DEU	Iván Velasco	ESP	Jorge Cabezas	ESP	Ferrari 488 Challenge Evo	PROAM	251.7	Free Practice - 1
19	Mertel Motorsport	DEU	Stefano Bozzoni	ITA	Fernando Navarrete	ESP	Ferrari 488 Challenge Evo	AM	251.1	Free Practice - 1
81	Mertel Motorsport	DEU	Luca Ludwig	DEU	Steven Liquorish	GBR	Ferrari 488 Challenge Evo	PROAM	250.0	Free Practice - 1
69	Kessel Racing	CHE	Alexandre Bochez	CHE	Mikaël Bochez	CHE	Ferrari 488 Challenge Evo	AM	250.0	Free Practice - 1
44	Eugenio Pisani / SP Racing	ITA	Eugenio Pisani	ITA	Stefano Zanini	MCO	Porsche 911 GT3 Cup gen 2	PROAM	246.0	Free Practice - 1
17	Rosscorsa Racing	ITA	Lorenzo Ferdinando Innocenti	ITA	Andrea Belicchi	ITA	Ferrari 488 Challenge Evo	PROAM	246.0	Free Practice - 1
70	GDL Racing	SMR	Roberto Bosio	ITA			Porsche 911 GT3 Cup gen 2	AM	246.0	Free Practice - 1
16	Volcano Motorsport	ESP	Evgenii Leonov	IND			Porsche 992 GT3 Cup	PROAM*	245.4	Free Practice - 1
67	GDL Racing	SMR	Gianluca De Lorenzi	ITA	Stefano Borghi	ITA	Porsche 992 GT3 Cup	AM	244.3	Free Practice - 1
21	Camil Perian / R01 Racing by Varu Nicu	ROU	Camil Perian	ROU	Florin Tincescu	ROU	Porsche 911 GT3 Cup gen 2	AM	244.3	Free Practice - 1
11	Eugenio Pisani / SP Racing	ITA	Fabio Fabiani	ITA	Stefano Zerbi	ITA	Porsche 911 GT3 Cup gen 2	AM	243.2	Free Practice - 1
55	Q1-trackracing	BEL	Gustavo Condé	BRA	H. Mello	BRA	Porsche 992 GT3 Cup	AM	242.6	Free Practice - 1
77	EST1 Racing	EST	Jori Ala-Jyrä	FIN	Indrek Jaaska	EST	Porsche 992 GT3 Cup	AM	242.6	Free Practice - 1
57	Q1-trackracing	BEL	Quentin Antonel	FRA	Nicolas Vandierendonck	BEL	Porsche 992 GT3 Cup	AM*	242.6	Free Practice - 1
78	ZRS Motorsport	ITA	Davide Scannicchio	ITA	Fabio Babini	ITA	Porsche 992 GT3 Cup	PROAM	242.1	Free Practice - 1
52	Q1-trackracing	BEL	Xander Przybylak	BEL	Laurent Vandervelde	BEL	Porsche 992 GT3 Cup	AM	242.1	Free Practice - 1
47	EST1 Racing	EST	Alex Reimann	EST			Porsche 992 GT3 Cup	AM	242.1	Free Practice - 2
65	GDL Racing	SMR	Mario Cordoni	ITA			Porsche 992 GT3 Cup	AM	241.6	Free Practice - 1
68	GDL Racing	SMR	Samuele Bosio	ITA			Porsche 992 GT3 Cup	AM	241.0	Free Practice - 1
14	Ghinzani Arco Motorsport	ITA	Maurizio Fondi	ITA	Laura Van den Hengel	NLD	Porsche 992 GT3 Cup	AM	240.0	Free Practice - 3 -bronze drivers-
007	Street-Art Racing	BEL	Jayan Fazal-Karim	FRA	Julien Darras	FRA	Aston Martin Vantage AMR	TPH	230.7	Free Practice - 1
99	Lionspeed GP	DEU	José García	ESP	Carlo Scholl	DEU	Porsche Cayman GT4 RS	TPH	224.5	Free Practice - 1





Paul Ricard
GT Cup Europe
Free Practice - 3 -bronze drivers-
Pit Stop Analysis



11 Fabio Fabiani Porsche 911 GT3 Cup gen 2

AM Stefano Zerbi Eugenio Pisani / SP Racing

N°	In Day Time	In Time	Out Time	Pit Time	T. Pit Time	Handicap	Diff.
1	19:55:15.962	19:55:15.962	19:57:39.162	2:23.200	2:23.200		

14 Maurizio Fondi Porsche 992 GT3 Cup

AM Laura Van den Hengel Ghinzani Arco Motorsport

N°	In Day Time	In Time	Out Time	Pit Time	T. Pit Time	Handicap	Diff.
1	19:50:28.865	19:50:28.865	19:51:19.941	51.076	51.076		

19 Stefano Bozzoni Ferrari 488 Challenge Evo

AM Fernando Navarrete Mertel Motorsport

N°	In Day Time	In Time	Out Time	Pit Time	T. Pit Time	Handicap	Diff.
1	19:51:36.741	19:51:36.741	19:54:04.334	2:27.593	2:27.593		

69 Alexandre Bochez Ferrari 488 Challenge Evo

AM Mikaël Bochez Kessel Racing

N°	In Day Time	In Time	Out Time	Pit Time	T. Pit Time	Handicap	Diff.
1	19:52:27.657	19:52:27.657	19:53:52.552	1:24.895	1:24.895		

80 Iván Velasco Ferrari 488 Challenge Evo

PROAM Jorge Cabezas Mertel Motorsport

N°	In Day Time	In Time	Out Time	Pit Time	T. Pit Time	Handicap	Diff.
1	19:52:06.402	19:52:06.402	19:54:13.351	2:06.949	2:06.949		

81 Luca Ludwig Ferrari 488 Challenge Evo

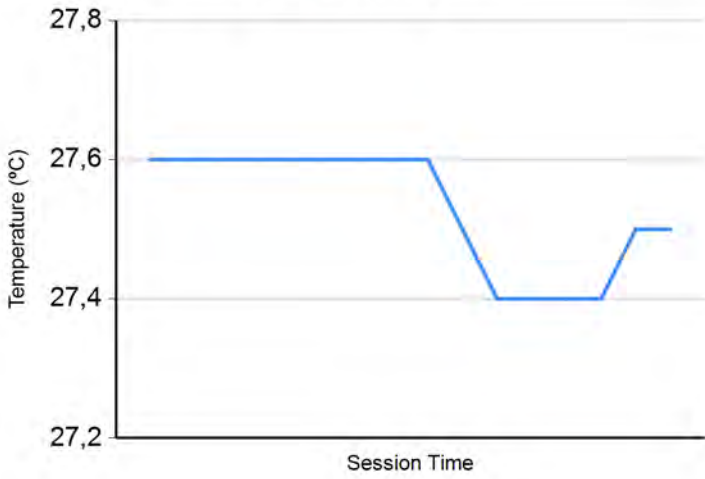
PROAM Steven Liquorish Mertel Motorsport

N°	In Day Time	In Time	Out Time	Pit Time	T. Pit Time	Handicap	Diff.
1	19:54:37.114	19:54:37.114	19:55:37.447	1:00.333	1:00.333		

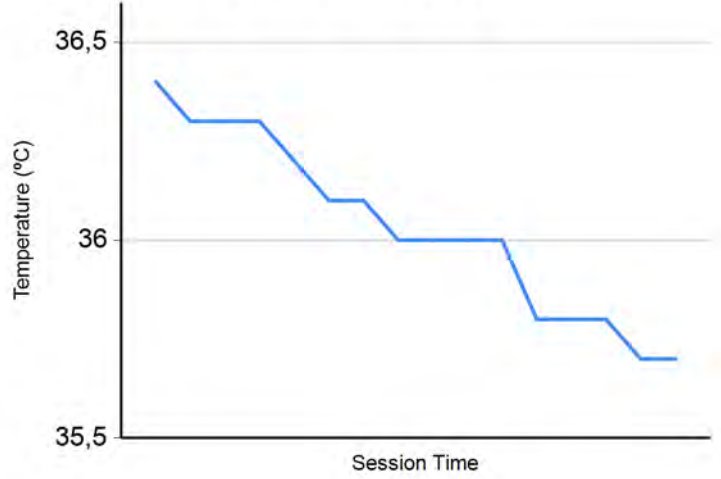




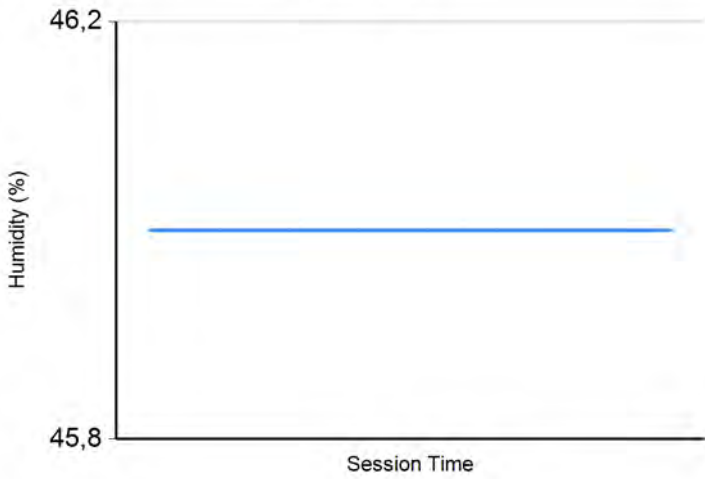
Air Temperature



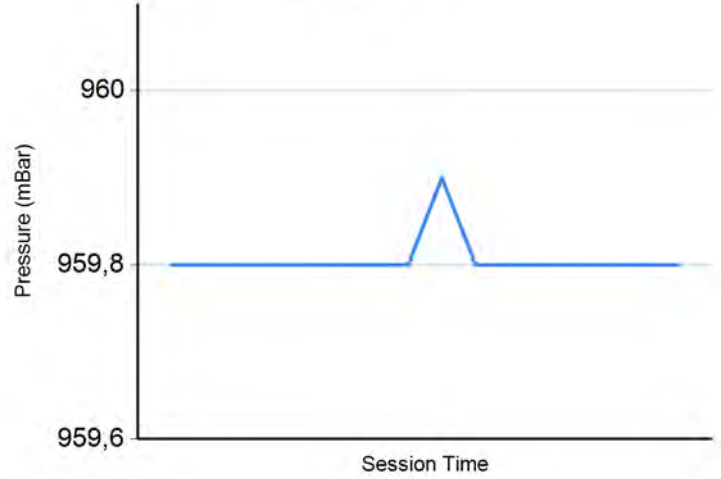
Track Temperature



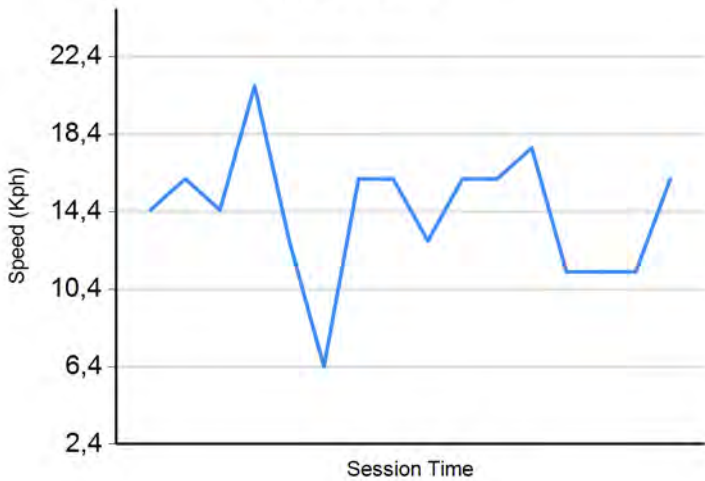
Humidity



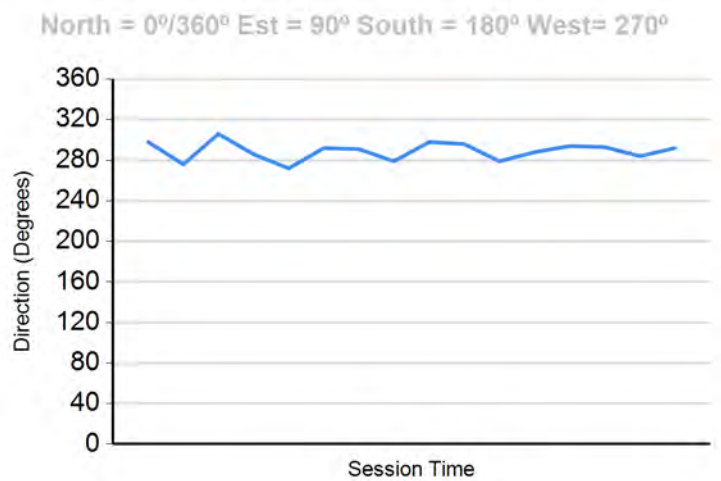
Pressure



Wind Speed



Wind direction





Paul Ricard
GT Cup Europe
Free Practice - 1 - 2 - 3
Combined Results



Paul Ricard 5.822 m

Cls	N°	Entrant/Team	Nat	Driver 1	Nat	Driver 2	Nat	Vehicle	Cat	Cls	Laps	FP1	FP2	FP3	Best	Gap	Interval	Km/h	
1	19	Mertel Motorsport	DEU	Stefano Bozzoni	ITA	Fernando Navarrete	ESP	Ferrari 488 Challenge Evo	AM	1	26	2:09.505	4 15:30.01	1 2:07.331	3	2:07.331			164.6
2	17	Rosscorsa Racing	ITA	Lorenzo Ferdinando Innocenti	ITA	Andrea Belicchi	ITA	Ferrari 488 Challenge Evo	PROAM	1	44	2:07.810	7 2:09.751	1 2:09.320	4	2:07.810	0.479	0.479	163.9
3	80	Mertel Motorsport	DEU	Iván Velasco	ESP	Jorge Cabezas	ESP	Ferrari 488 Challenge Evo	PROAM	2	43	2:09.247	7 2:09.122	1 2:08.379	8	2:08.379	1.048	0.569	163.2
4	78	ZRS Motorsport	ITA	Davide Scannicchio	ITA	Fabio Babini	ITA	Porsche 992 GT3 Cup	PROAM	3	40	2:12.829	1 2:08.620	7 2:12.684	7	2:08.620	1.289	0.241	162.9
5	47	EST1 Racing	EST	Alex Reimann	EST			Porsche 992 GT3 Cup	AM	2	41	2:11.234	5 2:10.049	1 2:08.820	4	2:08.820	1.489	0.200	162.7
6	16	Volcano Motorsport	ESP	Evgenii Leonov	IND			Porsche 992 GT3 Cup	PROAM*	4	37	2:10.953	1 2:09.498	8	2:09.498	2.167	0.678	161.8	
7	57	Q1-trackracing	BEL	Quentin Antonel	FRA	Nicolas Vandierendonck	BEL	Porsche 992 GT3 Cup	AM*	3	40	2:10.220	1 2:10.157	7 2:32.926	4	2:10.157	2.826	0.659	161.0
8	69	Kessel Racing	CHE	Alexandre Bochez	CHE	Mikaël Bochez	CHE	Ferrari 488 Challenge Evo	AM	4	44	2:11.352	1 2:12.030	1 2:10.505	8	2:10.505	3.174	0.348	160.6
9	44	Eugenio Pisani / SP Racing	ITA	Eugenio Pisani	ITA	Stefano Zanini	MCO	Porsche 911 GT3 Cup gen 2	PROAM	5	41	2:10.929	1 2:11.100	7 2:11.693	6	2:10.929	3.598	0.424	160.0
10	21	Camil Perian / R01 Racing by Varu Nicu	ROU	Camil Perian	ROU	Florin Tincescu	ROU	Porsche 911 GT3 Cup gen 2	AM	5	37	2:11.571	1 2:11.011	1	2:11.011	3.680	0.082	159.9	
11	52	Q1-trackracing	BEL	Xander Przybylak	BEL	Laurent Vandervelde	BEL	Porsche 992 GT3 Cup	AM	6	33	2:12.884	1 2:12.459	9 2:11.342	5	2:11.342	4.011	0.331	159.5
12	55	Q1-trackracing	BEL	Gustavo Condé	BRA	H. Mello	BRA	Porsche 992 GT3 Cup	AM	7	43	2:13.200	5 2:11.403	1 2:15.029	8	2:11.403	4.072	0.061	159.5
13	65	GDL Racing	SMR	Mario Cordoni	ITA			Porsche 992 GT3 Cup	AM	8	20	2:16.635	2 2:11.521	1	2:11.521	4.190	0.118	159.3	
14	81	Mertel Motorsport	DEU	Luca Ludwig	DEU	Steven Liquorish	GBR	Ferrari 488 Challenge Evo	PROAM	6	36	2:13.950	1 2:19.927	5 2:11.607	8	2:11.607	4.276	0.086	159.2
15	67	GDL Racing	SMR	Gianluca De Lorenzi	ITA	Stefano Borghi	ITA	Porsche 992 GT3 Cup	AM	9	37	2:19.131	8 2:13.700	9 2:12.417	5	2:12.417	5.086	0.810	158.2
16	68	GDL Racing	SMR	Samuele Bosio	ITA			Porsche 992 GT3 Cup	AM	10	35	2:12.811	8 2:13.883	5	2:12.811	5.480	0.394	157.8	
17	77	EST1 Racing	EST	Jori Ala-Jyrä	FIN	Indrek Jaaska	EST	Porsche 992 GT3 Cup	AM	11	45	2:14.005	1 2:13.086	1 2:15.879	7	2:13.086	5.755	0.275	157.4
18	11	Eugenio Pisani / SP Racing	ITA	Fabio Fabiani	ITA	Stefano Zerbi	ITA	Porsche 911 GT3 Cup gen 2	AM	12	41	2:14.752	7 2:14.768	1 2:14.354	5	2:14.354	7.023	1.268	155.9
19	14	Ghinzani Arco Motorsport	ITA	Maurizio Fondi	ITA	Laura Van den Hengel	NLD	Porsche 992 GT3 Cup	AM	13	39	2:20.563	5 2:15.763	7 2:14.970	6	2:14.970	7.639	0.616	155.2
20	007	Street-Art Racing	BEL	Jayan Fazal-Karim	FRA	Julien Darras	FRA	Aston Martin Vantage AMR	TPH	1	35	2:24.290	1 2:23.153	1 2:15.558	8	2:15.558	8.227	0.588	154.6
21	70	GDL Racing	SMR	Roberto Bosio	ITA			Porsche 911 GT3 Cup gen 2	AM	14	33	2:17.477	6 2:16.453	1	2:16.453	9.122	0.895	153.6	
22	99	Lionspeed GP	DEU	José García	ESP	Carlo Scholl	DEU	Porsche Cayman GT4 RS	TPH	2	29	2:24.036	8 2:19.182	1 2:21.780	8	2:19.182	11.851	2.729	150.5

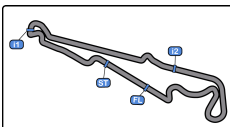
*** PENALTIES**

- CAR 81 TIME 2:12.085 DELETED TRACK LIMITS AT T 7 AND 10
- CAR 68 TIME 2:18.181 DELETED TRACK LIMITS AT T 10
- CAR 67 TIME 2:13.738 DELETED TRACK LIMITS AT T 10
- CAR 57 TIME 2:12.922 DELETED TRACK LIMITS AT T 7
- CAR 47 TIME 2:11.912 DELETED TRACK LIMITS AT T 10
- CAR 80 TIME 2:08.080 DELETED TRACK LIMITS AT T 7
- CAR 80 TIME 2:13.301 DELETED TRACK LIMITS AT T 7
- CAR 80 TIME 2:10.967 DELETED TRACK LIMITS AT T 10
- CAR 44 TIME 2:16.017 DELETED TRACK LIMITS AT T 10
- CAR 44 TIME 2:16.261 DELETED TRACK LIMITS AT T 10
- CAR 81 TIME 2:18.166 DELETED TRACK LIMITS AT T 10

Published at:.....

Race Director:	Timekeeper: Luis García  JOB-1605-ESP/M
-----------------------	---





Paul Ricard
GT Cup Europe
Free Practice - 1 - 2 - 3



Paul Ricard 5.822 m. **Combined Results**

- CAR 47 TIME 2:10.018 DELETED TRACK LIMITS AT T 10
- CAR 81 TIME 2:44.898 DELETED TRACK LIMITS AT T 7
- CAR 69 TIME 2:13.822 DELETED TRACK LIMITS AT T 10
- CAR 80 TIME 2:08.332 DELETED TRACK LIMITS AT T 7
- CAR 11 TIME 2:20.543 DELETED TRACK LIMITS AT T 10
- CAR 65 TIME 2:16.424 DELETED TRACK LIMITS AT T 10
- CAR 44 TIME 2:12.177 DELETED TRACK LIMITS AT T 7
- CAR 44 TIME 2:12.885 DELETED TRACK LIMITS AT T 10
- CAR 16 TIME 2:48.283 DELETED TRACK LIMITS AT T 10
- CAR 78 TIME 2:15.215 DELETED TRACK LIMITS AT T 7
- CAR 80 TIME 2:09.472 DELETED TRACK LIMITS AT T 10
- CAR 17 TIME 2:50.930 DELETED TRACK LIMITS AT T 10
- CAR 11 TIME 2:14.483 DELETED TRACK LIMITS AT T 10
- CAR 78 TIME 2:13.754 DELETED TRACK LIMITS AT T 10
- CAR 65 TIME 2:16.173 DELETED TRACK LIMITS AT T 10
- CAR 78 TIME 2:12.752 DELETED TRACK LIMITS AT T 7
- CAR 57 TIME 2:13.159 DELETED TRACK LIMITS AT T 10
- CAR 80 TIME 2:09.303 DELETED TRACK LIMITS AT T 10
- CAR 44 TIME 2:11.345 DELETED TRACK LIMITS AT T 10
- CAR 47 TIME 2:13.437 DELETED TRACK LIMITS AT T 10
- CAR 57 TIME 2:10.946 DELETED TRACK LIMITS AT T 7
- CAR 78 TIME 2:13.338 DELETED TRACK LIMITS AT T 7
- CAR 44 TIME 2:12.361 DELETED TRACK LIMITS AT T 10
- CAR 17 TIME 2:13.960 DELETED TRACK LIMITS AT T 7
- CAR 52 TIME 2:11.350 DELETED TRACK LIMITS AT T 10
- CAR 19 TIME 2:26.822 DELETED TRACK LIMITS AT T 10
- CAR 65 TIME 2:13.563 DELETED TRACK LIMITS AT T 7
- CAR 1007 TIME 2:16.160 DELETED TRACK LIMITS AT T 10
- CAR 80 TIME 2:19.421 DELETED TRACK LIMITS AT T 10
- CAR 16 TIME 2:12.134 DELETED TRACK LIMITS AT T 10
- CAR 14 TIME 2:13.153 DELETED TRACK LIMITS AT T 10
- CAR 78 TIME 2:09.046 DELETED TRACK LIMITS AT T 10
- CAR 69 TIME 2:22.211 DELETED TRACK LIMITS AT T 10
- CAR 78 TIME 2:12.540 DELETED TRACK LIMITS AT T 7
- CAR 57 TIME 2:11.313 DELETED TRACK LIMITS AT T 10

Published at:.....

Race Director:

Timekeeper:

Luis Garcia

JOB-1605-ESP/M





Paul Ricard
GT Cup Europe
Free Practice - 1 - 2 - 3



Paul Ricard 5.822 m. **Combined Results**

- CAR 1007 TIME 2:15.503 DELETED TRACK LIMITS AT T 10
- CAR 16 TIME 2:39.292 DELETED TRACK LIMITS AT T 10
- CAR 80 TIME 2:20.351 DELETED TRACK LIMITS AT T 10
- CAR 70 TIME 2:27.237 DELETED TRACK LIMITS AT T 10
- CAR 68 TIME 2:12.950 DELETED TRACK LIMITS AT T 10
- CAR 11 TIME 2:31.894 DELETED TRACK LIMITS AT T 10
- CAR 81 TIME 2:14.634 DELETED TRACK LIMITS AT T 10
- CAR 44 TIME 2:12.315 DELETED TRACK LIMITS AT T 10
- CAR 70 TIME 2:18.556 DELETED TRACK LIMITS AT T 10
- CAR 44 TIME 2:50.789 DELETED TRACK LIMITS AT T 10
- CAR 1007 TIME 2:15.810 DELETED TRACK LIMITS AT T 10
- CAR 77 TIME 2:13.972 DELETED TRACK LIMITS AT T 7
- CAR 65 TIME 2:12.231 DELETED TRACK LIMITS AT T 10
- CAR 1007 TIME 2:19.866 DELETED TRACK LIMITS AT T 7
- CAR 67 TIME 2:16.917 DELETED TRACK LIMITS AT T 10
- CAR 57 TIME 2:47.129 DELETED TRACK LIMITS AT T 7
- CAR 44 TIME 2:13.110 DELETED TRACK LIMITS AT T 10
- CAR 16 TIME 2:46.770 DELETED TRACK LIMITS AT T 7
- CAR 68 TIME 2:12.821 DELETED TRACK LIMITS AT T 10
- CAR 1007 TIME 3:00.769 DELETED TRACK LIMITS AT T 7
- CAR 47 TIME 4:00.920 DELETED TRACK LIMITS AT T 10
- CAR 16 TIME 2:11.539 DELETED TRACK LIMITS AT T 7
- CAR 77 TIME 2:14.019 DELETED TRACK LIMITS AT T 10
- CAR 67 TIME 2:27.448 DELETED TRACK LIMITS AT T 7
- CAR 17 TIME 2:20.031 DELETED TRACK LIMITS AT T 7
- CAR 81 TIME 2:08.221 DELETED TRACK LIMITS AT T 7
- CAR 81 TIME 2:24.676 DELETED TRACK LIMITS AT T 7
- CAR 16 TIME 2:32.825 DELETED TRACK LIMITS AT T 7
- CAR 57 TIME 2:10.219 DELETED TRACK LIMITS AT T 7
- CAR 67 TIME 2:09.551 DELETED TRACK LIMITS AT T 7
- CAR 70 TIME 2:16.696 DELETED TRACK LIMITS AT T 7
- CAR 47 TIME 2:10.993 DELETED TRACK LIMITS AT T 7
- CAR 65 TIME 2:20.866 DELETED TRACK LIMITS AT T 10
- CAR 57 TIME 2:14.126 DELETED TRACK LIMITS AT T 7
- CAR 80 TIME 6:50.678 DELETED TRACK LIMITS AT T 10

Published at:.....

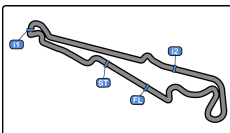
Race Director:

Timekeeper:

Luis Garcia

JOB-1605-ESP/M





Paul Ricard
GT Cup Europe
Free Practice - 1 - 2 - 3



Paul Ricard 5.822 m.

Combined Results

- CAR 81 TIME 2:08.016 DELETED TRACK LIMITS AT T 7
- CAR 67 TIME 2:14.384 DELETED TRACK LIMITS AT T 10
- CAR 69 TIME 4:50.924 DELETED TRACK LIMITS AT T 10
- CAR 65 TIME 3:39.672 DELETED TRACK LIMITS AT T 10
- CAR 47 TIME 2:11.153 DELETED TRACK LIMITS AT T 10
- CAR 81 TIME 2:16.353 DELETED TRACK LIMITS AT T 10
- CAR 11 TIME 2:16.005 DELETED TRACK LIMITS AT T 7
- CAR 78 TIME 2:08.623 DELETED TRACK LIMITS AT T 10
- CAR 81 TIME 2:14.430 DELETED TRACK LIMITS AT T 7
- CAR 80 TIME 2:18.075 DELETED TRACK LIMITS AT T 7
- CAR 57 TIME 2:10.408 DELETED TRACK LIMITS AT T 7
- CAR 17 TIME 2:10.393 DELETED TRACK LIMITS AT T 7
- CAR 67 TIME 2:09.929 DELETED TRACK LIMITS AT T 10
- CAR 65 TIME 2:11.780 DELETED TRACK LIMITS AT T 7
- CAR 67 TIME 2:18.656 DELETED TRACK LIMITS AT T 10
- CAR 68 TIME 2:12.021 DELETED TRACK LIMITS AT T 10
- CAR 47 TIME 2:22.886 DELETED TRACK LIMITS AT T 10
- CAR 55 TIME 2:15.118 DELETED TRACK LIMITS AT T 10
- CAR 57 TIME 2:10.818 DELETED TRACK LIMITS AT T 7
- CAR 99 TIME 2:20.197 DELETED TRACK LIMITS AT T 10
- CAR 21 TIME 2:12.291 DELETED TRACK LIMITS AT T 7
- CAR 65 TIME 2:12.453 DELETED TRACK LIMITS AT T 10
- CAR 17 TIME 2:10.448 DELETED TRACK LIMITS AT T 10
- CAR 57 TIME 2:20.701 DELETED TRACK LIMITS AT T 7
- CAR 17 TIME 2:11.715 DELETED TRACK LIMITS AT T 7
- CAR 68 TIME 2:10.806 DELETED TRACK LIMITS AT T 10
- CAR 78 TIME 2:13.558 DELETED TRACK LIMITS AT T 10
- CAR 55 TIME 2:11.926 DELETED TRACK LIMITS AT T 10
- CAR 55 TIME 2:47.769 DELETED TRACK LIMITS AT T 10
- CAR 57 TIME 2:10.817 DELETED TRACK LIMITS AT T 7
- CAR 77 TIME 2:19.476 DELETED TRACK LIMITS AT T 7
- CAR 70 TIME 2:16.577 DELETED TRACK LIMITS AT T 10
- CAR 69 TIME 2:16.097 DELETED TRACK LIMITS AT T 10
- CAR 81 TIME 2:07.926 DELETED TRACK LIMITS AT T 7
- CAR 68 TIME 2:11.557 DELETED TRACK LIMITS AT T 7

Published at:.....

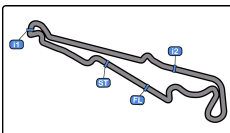
Race Director:

Timekeeper:

Luis Garcia

JOB-1605-ESP/M





Paul Ricard
GT Cup Europe
Free Practice - 1 - 2 - 3



Paul Ricard 5.822 m.

Combined Results

- CAR 16 TIME 2:10.838 DELETED TRACK LIMITS AT T 7
- CAR 11 TIME 2:46.811 DELETED TRACK LIMITS AT T 10
- CAR 68 TIME 2:11.058 DELETED TRACK LIMITS AT T 10
- CAR 17 TIME 2:09.998 DELETED TRACK LIMITS AT T 7
- CAR 65 TIME 2:11.505 DELETED TRACK LIMITS AT T 7
- CAR 78 TIME 2:52.348 DELETED TRACK LIMITS AT T 10
- CAR 21 TIME 2:11.655 DELETED TRACK LIMITS AT T 7
- CAR 16 TIME 2:18.563 DELETED TRACK LIMITS AT T 7
- CAR 57 TIME 2:11.120 DELETED TRACK LIMITS AT T 10
- CAR 68 TIME 2:11.762 DELETED TRACK LIMITS AT T 7
- CAR 67 TIME 2:13.310 DELETED TRACK LIMITS AT T 10
- CAR 44 TIME 4:28.906 DELETED TRACK LIMITS AT T 10
- CAR 47 TIME 2:19.405 DELETED TRACK LIMITS AT T 10
- CAR 80 TIME 2:19.039 DELETED TRACK LIMITS AT T 7
- CAR 1007 TIME 2:21.523 DELETED TRACK LIMITS AT T 10
- CAR 70 TIME 2:18.821 DELETED TRACK LIMITS AT T 7
- CAR 81 TIME 2:45.467 DELETED TRACK LIMITS AT T 10
- CAR 44 TIME 2:28.082 DELETED TRACK LIMITS AT T 10
- CAR 77 TIME 2:18.603 DELETED TRACK LIMITS AT T 10
- CAR 57 TIME 2:15.287 DELETED TRACK LIMITS AT T 7
- CAR 44 TIME 2:11.683 DELETED TRACK LIMITS AT T 10
- CAR 16 TIME 2:12.713 DELETED TRACK LIMITS AT T 7
- CAR 65 TIME 2:11.102 DELETED TRACK LIMITS AT T 10
- CAR 81 TIME 2:17.693 DELETED TRACK LIMITS AT T 10
- CAR 57 TIME 2:10.958 DELETED TRACK LIMITS AT T 10
- CAR 47 TIME 2:10.700 DELETED TRACK LIMITS AT T 10
- CAR 70 TIME 2:16.137 DELETED TRACK LIMITS AT T 7
- CAR 80 TIME 2:10.643 DELETED TRACK LIMITS AT T 7
- CAR 81 TIME 2:15.327 DELETED TRACK LIMITS AT T 7
- CAR 47 TIME 2:10.094 DELETED TRACK LIMITS AT T 7
- CAR 57 TIME 2:12.054 DELETED TRACK LIMITS AT T 10
- CAR 70 TIME 2:30.846 DELETED TRACK LIMITS AT T 10
- CAR 16 TIME 2:13.356 DELETED TRACK LIMITS AT T 10
- CAR 68 TIME 2:12.877 DELETED TRACK LIMITS AT T 10
- CAR 69 TIME 2:18.662 DELETED TRACK LIMITS AT T 10

Published at:.....

Race Director:	Timekeeper: Luis García JOB-1605-ESP/M
-----------------------	--





Paul Ricard
GT Cup Europe
Free Practice - 1 - 2 - 3
Combined Results

Paul Ricard 5.822 m.

- CAR 67 TIME 2:10.355 DELETED TRACK LIMITS AT T 10
- CAR 80 TIME 2:09.242 DELETED TRACK LIMITS AT T 10
- CAR 81 TIME 2:16.043 DELETED TRACK LIMITS AT T 10
- CAR 47 TIME 2:21.195 DELETED TRACK LIMITS AT T 10
- CAR 67 TIME 2:10.938 DELETED TRACK LIMITS AT T 10
- CAR 17 TIME 2:10.129 DELETED TRACK LIMITS AT T 7
- CAR 80 TIME 2:24.398 DELETED TRACK LIMITS AT T 7
- CAR 21 TIME 2:12.610 DELETED TRACK LIMITS AT T 7
- CAR 16 TIME 2:11.691 DELETED TRACK LIMITS AT T 7
- CAR 77 TIME 2:13.249 DELETED TRACK LIMITS AT T 7
- CAR 67 TIME 2:10.520 DELETED TRACK LIMITS AT T 7
- CAR 17 TIME 2:11.547 DELETED TRACK LIMITS AT T 10
- CAR 57 TIME 2:10.269 DELETED TRACK LIMITS AT T 10
- CAR 68 TIME 2:12.651 DELETED TRACK LIMITS AT T 10
- CAR 11 TIME 2:17.630 DELETED TRACK LIMITS AT T 10
- CAR 14 TIME 2:20.394 DELETED TRACK LIMITS AT T 10
- CAR 81 TIME 2:27.460 DELETED TRACK LIMITS AT T 10
- CAR 77 TIME 2:15.148 DELETED TRACK LIMITS AT T 10
- CAR 52 TIME 2:12.126 DELETED TRACK LIMITS AT T 10
- CAR 68 TIME 2:11.610 DELETED TRACK LIMITS AT T 10
- CAR 67 TIME 2:09.865 DELETED TRACK LIMITS AT T 10
- CAR 78 TIME 2:12.933 DELETED TRACK LIMITS AT T 7



Published at:.....

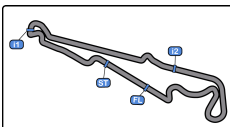
Race Director:

Timekeeper:

Luis Garcia

JOB-1605-ESP/M





Paul Ricard
GT Cup Europe
Qualifying - 1 Driver - 1



Provisional Results

Paul Ricard 5.822 m

Cls	N°	Entrant/Team	Nat	Driver 1	Nat	Driver 2	Nat	Vehicle	Cat	Cls	Laps	Best	Time	Gap	Interval	Km/h
1	19	Mertel Motorsport	DEU	Stefano Bozzoni	ITA	Fernando Navarrete	ESP	Ferrari 488 Challenge Evo	AM	1	5	4	2:06.821			165.2
2	80	Mertel Motorsport	DEU	Iván Velasco	ESP	Jorge Cabezas	ESP	Ferrari 488 Challenge Evo	PROAM	1	5	4	2:06.885	0.064	0.064	165.1
3	81	Mertel Motorsport	DEU	Luca Ludwig	DEU	Steven Liquorish	GBR	Ferrari 488 Challenge Evo	PROAM	2	5	2	2:06.942	0.121	0.057	165.1
4	47	EST1 Racing	EST	Alex Reimann	EST			Porsche 992 GT3 Cup	AM	2	4	3	2:07.791	0.970	0.849	164.0
5	69	Kessel Racing	CHE	Alexandre Bochez	CHE	Mikaël Bochez	CHE	Ferrari 488 Challenge Evo	AM	3	10	9	2:08.677	1.856	0.886	162.8
6	52	Q1-trackracing	BEL	Xander Przybylak	BEL	Laurent Vandervelde	BEL	Porsche 992 GT3 Cup	AM	4	9	7	2:08.711	1.890	0.034	162.8
7	17	Rosscorsa Racing	ITA	Lorenzo Ferdinando Innocenti	ITA	Andrea Belicchi	ITA	Ferrari 488 Challenge Evo	PROAM	3	10	8	2:08.935	2.114	0.224	162.5
8	16	Volcano Motorsport	ESP	Evgenii Leonov	IND			Porsche 992 GT3 Cup	PROAM*	4	9	7	2:08.944	2.123	0.009	162.5
9	57	Q1-trackracing	BEL	Quentin Antonel	FRA	Nicolas Vandierendonck	BEL	Porsche 992 GT3 Cup	AM*	5	9	5	2:09.241	2.420	0.297	162.1
10	44	Eugenio Pisani / SP Racing	ITA	Eugenio Pisani	ITA	Stefano Zanini	MCO	Porsche 911 GT3 Cup gen 2	PROAM	5	8	4	2:09.591	2.770	0.350	161.7
11	21	Camil Perian / R01 Racing by Varu Nicu	ROU	Florin Tincescu	ROU			Porsche 911 GT3 Cup gen 2	AM	6	7	2	2:09.630	2.809	0.039	161.6
12	68	GDL Racing	SMR	Samuele Bosio	ITA			Porsche 992 GT3 Cup	AM	7	7	6	2:09.777	2.956	0.147	161.5
13	65	GDL Racing	SMR	Mario Cordoni	ITA			Porsche 992 GT3 Cup	AM	8	6	5	2:10.111	3.290	0.334	161.0
14	78	ZRS Motorsport	ITA	Davide Scannicchio	ITA	Fabio Babini	ITA	Porsche 992 GT3 Cup	PROAM	6	10	7	2:10.780	3.959	0.669	160.2
15	77	EST1 Racing	EST	Jori Ala-Jyrä	FIN	Indrek Jaaska	EST	Porsche 992 GT3 Cup	AM	9	10	7	2:10.884	4.063	0.104	160.1
16	67	GDL Racing	SMR	Gianluca De Lorenzi	ITA	Stefano Borghi	ITA	Porsche 992 GT3 Cup	AM	10	7	4	2:11.090	4.269	0.206	159.8
17	55	Q1-trackracing	BEL	Gustavo Condé	BRA	H. Mello	BRA	Porsche 992 GT3 Cup	AM	11	10	9	2:11.447	4.626	0.357	159.4
18	11	Eugenio Pisani / SP Racing	ITA	Fabio Fabiani	ITA	Stefano Zerbi	ITA	Porsche 911 GT3 Cup gen 2	AM	12	7	5	2:11.473	4.652	0.026	159.4
19	007	Street-Art Racing	BEL	Jayan Fazal-Karim	FRA	Julien Darras	FRA	Aston Martin Vantage AMR	TPH	1	7	4	2:12.031	5.210	0.558	158.7
20	14	Ghinzani Arco Motorsport	ITA	Maurizio Fondi	ITA	Laura Van den Hengel	NLD	Porsche 992 GT3 Cup	AM	13	10	8	2:14.513	7.692	2.482	155.8
21	70	GDL Racing	SMR	Roberto Bosio	ITA			Porsche 911 GT3 Cup gen 2	AM	14	8	2	2:14.718	7.897	0.205	155.5
22	99	Lionspeed GP	DEU	José García	ESP	Carlo Scholl	DEU	Porsche Cayman GT4 RS	TPH	2	8	4	2:14.916	8.095	0.198	155.3

*** PENALTIES**

- CAR 1007 TIME 2:14.022 DELETED TRACK LIMITS AT T 10
- CAR 19 TIME 2:07.900 DELETED TRACK LIMITS AT T 7
- CAR 99 TIME 2:14.708 DELETED TRACK LIMITS AT T 10
- CAR 65 TIME 2:10.662 DELETED TRACK LIMITS AT T 7
- CAR 17 TIME 2:09.092 DELETED TRACK LIMITS AT T 7
- CAR 78 TIME 2:12.446 DELETED TRACK LIMITS AT T 7 AND T 10
- CAR 55 TIME 2:13.899 DELETED TRACK LIMITS AT T 10
- CAR 69 TIME 2:10.211 DELETED TRACK LIMITS AT T 10
- CAR 21 TIME 2:09.162 DELETED TRACK LIMITS AT T 10
- CAR 65 TIME 2:09.276 DELETED TRACK LIMITS AT T 10

Published at:.....

Track Temp: 42.2 °C Air Temp: 29.1 °C Humidity: 28 % Track Status: DRY

Race Director:

Timekeeper: Luis García

JOB-1605-ESP/M





Paul Ricard
GT Cup Europe
Qualifying - 1 Driver - 1



Provisional Results

Paul Ricard 5.822 m

- CAR 81 TIME 2:06.796 DELETED TRACK LIMITS AT T 10
- CAR 11 TIME 2:11.558 DELETED TRACK LIMITS AT T 10
- CAR 14 TIME 2:16.019 DELETED TRACK LIMITS AT T 7
- CAR 68 TIME 2:10.158 DELETED TRACK LIMITS AT T 7
- CAR 70 TIME 2:15.411 DELETED TRACK LIMITS AT T 7
- CAR 81 TIME 2:15.531 DELETED TRACK LIMITS AT T 7
- CAR 57 TIME 2:09.654 DELETED CUTTING T4
- CAR 67 TIME 2:11.419 DELETED TRACK LIMITS AT T 10
- CAR 78 TIME 2:11.746 DELETED TRACK LIMITS AT T 7 AND 10
- CAR 14 TIME 2:14.512 DELETED TRACK LIMITS AT T 7
- CAR 17 TIME 2:09.008 DELETED TRACK LIMITS AT T 7
- CAR 1007 TIME 2:12.583 DELETED TRACK LIMITS AT T 10
- CAR 78 TIME 2:11.150 DELETED TRACK LIMITS AT T 10
- CAR 70 TIME 2:14.829 DELETED TRACK LIMITS AT T 7
- CAR 57 TIME 2:09.155 DELETED TRACK LIMITS AT T 10

Published at:.....

Track Temp: **42.2 °C** Air Temp: **29.1 °C** Humidity: **28 %** Track Status: **DRY**

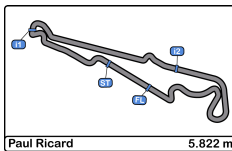
Race Director:

Timekeeper:

Luis Garcia

JOB-1605-ESP/M





Paul Ricard
GT Cup Europe
Qualifying - 1 Driver - 1
Provisional Results by Category



AM																
Cls	N°	Entrant/Team	Nat	Driver 1	Nat	Driver 2	Nat	Vehicle	Cat	Cls	Laps	Best	Time	Gap	Interval	Km/h
1	19	Mertel Motorsport	DEU	Stefano Bozzoni	ITA	Fernando Navarrete	ESP	Ferrari 488 Challenge Evo	AM	1	5	4	2:06.821			165.2
2	47	EST1 Racing	EST	Alex Reimann	EST			Porsche 992 GT3 Cup	AM	2	4	3	2:07.791	0.970	0.970	164.0
3	69	Kessel Racing	CHE	Alexandre Bochez	CHE	Mikaël Bochez	CHE	Ferrari 488 Challenge Evo	AM	3	10	9	2:08.677	1.856	0.886	162.8
4	52	Q1-trackracing	BEL	Xander Przybylak	BEL	Laurent Vandervelde	BEL	Porsche 992 GT3 Cup	AM	4	9	7	2:08.711	1.890	0.034	162.8
5	57	Q1-trackracing	BEL	Quentin Antonel	FRA	Nicolas Vandierendonck	BEL	Porsche 992 GT3 Cup	AM*	5	9	5	2:09.241	2.420	0.530	162.1
6	21	Camil Perian / R01 Racing by Varu Nicu	ROU	Florin Tincescu	ROU			Porsche 911 GT3 Cup gen 2	AM	6	7	2	2:09.630	2.809	0.389	161.6
7	68	GDL Racing	SMR	Samuele Bosio	ITA			Porsche 992 GT3 Cup	AM	7	7	6	2:09.777	2.956	0.147	161.5
8	65	GDL Racing	SMR	Mario Cordoni	ITA			Porsche 992 GT3 Cup	AM	8	6	5	2:10.111	3.290	0.334	161.0
9	77	EST1 Racing	EST	Jori Ala-Jyrä	FRA	Indrek Jaaska	EST	Porsche 992 GT3 Cup	AM	9	10	7	2:10.884	4.063	0.773	160.1
10	67	GDL Racing	SMR	Gianluca De Lorenzi	ITA	Stefano Borghi	ITA	Porsche 992 GT3 Cup	AM	10	7	4	2:11.090	4.269	0.206	159.8
11	55	Q1-trackracing	BEL	Gustavo Condé	BRA	H. Mello	BRA	Porsche 992 GT3 Cup	AM	11	10	9	2:11.447	4.626	0.357	159.4
12	11	Eugenio Pisani / SP Racing	ITA	Fabio Fabiani	ITA	Stefano Zerbi	ITA	Porsche 911 GT3 Cup gen 2	AM	12	7	5	2:11.473	4.652	0.026	159.4
13	14	Ghinzani Arco Motorsport	ITA	Maurizio Fondi	ITA	Laura Van den Hengel	NLD	Porsche 992 GT3 Cup	AM	13	10	8	2:14.513	7.692	3.040	155.8
14	70	GDL Racing	SMR	Roberto Bosio	ITA			Porsche 911 GT3 Cup gen 2	AM	14	8	2	2:14.718	7.897	0.205	155.5

PROAM																
Cls	N°	Entrant/Team	Nat	Driver 1	Nat	Driver 2	Nat	Vehicle	Cat	Cls	Laps	Best	Time	Gap	Interval	Km/h
1	80	Mertel Motorsport	DEU	Iván Velasco	ESP	Jorge Cabezas	ESP	Ferrari 488 Challenge Evo	PROAM	1	5	4	2:06.885			165.1
2	81	Mertel Motorsport	DEU	Luca Ludwig	DEU	Steven Liquorish	GBR	Ferrari 488 Challenge Evo	PROAM	2	5	2	2:06.942	0.057	0.057	165.1
3	17	Rosscorsa Racing	ITA	Lorenzo Ferdinando Innocenti	ITA	Andrea Belicchi	ITA	Ferrari 488 Challenge Evo	PROAM	3	10	8	2:08.935	2.050	1.993	162.5
4	16	Volcano Motorsport	ESP	Evgenii Leonov	IND			Porsche 992 GT3 Cup	PROAM*	4	9	7	2:08.944	2.059	0.009	162.5
5	44	Eugenio Pisani / SP Racing	ITA	Eugenio Pisani	ITA	Stefano Zanini	MCO	Porsche 911 GT3 Cup gen 2	PROAM	5	8	4	2:09.591	2.706	0.647	161.7
6	78	ZRS Motorsport	ITA	Davide Scannicchio	ITA	Fabio Babini	ITA	Porsche 992 GT3 Cup	PROAM	6	10	7	2:10.780	3.895	1.189	160.2

TPH																
Cls	N°	Entrant/Team	Nat	Driver 1	Nat	Driver 2	Nat	Vehicle	Cat	Cls	Laps	Best	Time	Gap	Interval	Km/h
1	007	Street-Art Racing	BEL	Jayan Fazal-Karim	FRA	Julien Darras	FRA	Aston Martin Vantage AMR	TPH	1	7	4	2:12.031			158.7
2	99	Lionspeed GP	DEU	José García	ESP	Carlo Scholl	DEU	Porsche Cayman GT4 RS	TPH	2	8	4	2:14.916	2.885	2.885	155.3

*** PENALTIES**

CAR 1007 TIME 2:14.022 DELETED TRACK LIMITS AT T 10

CAR 19 TIME 2:07.900 DELETED TRACK LIMITS AT T 7

CAR 99 TIME 2:14.708 DELETED TRACK LIMITS AT T 10

Published at:.....

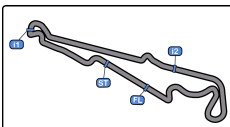
Track Temp: 42.2 °C Air Temp: 29.1 °C Humidity: 28 % Track Status: DRY

Race Director:

Timekeeper: Luis García

 JOB-1605-ESP/M





Paul Ricard
GT Cup Europe
Qualifying - 1 Driver - 1



Provisional Results by Category

Paul Ricard 5.822 m

- CAR 65 TIME 2:10.662 DELETED TRACK LIMITS AT T 7
- CAR 17 TIME 2:09.092 DELETED TRACK LIMITS AT T 7
- CAR 78 TIME 2:12.446 DELETED TRACK LIMITS AT T 7 AND T 10
- CAR 55 TIME 2:13.899 DELETED TRACK LIMITS AT T 10
- CAR 69 TIME 2:10.211 DELETED TRACK LIMITS AT T 10
- CAR 21 TIME 2:09.162 DELETED TRACK LIMITS AT T 10
- CAR 65 TIME 2:09.276 DELETED TRACK LIMITS AT T 10
- CAR 81 TIME 2:06.796 DELETED TRACK LIMITS AT T 10
- CAR 11 TIME 2:11.558 DELETED TRACK LIMITS AT T 10
- CAR 14 TIME 2:16.019 DELETED TRACK LIMITS AT T 7
- CAR 68 TIME 2:10.158 DELETED TRACK LIMITS AT T 7
- CAR 70 TIME 2:15.411 DELETED TRACK LIMITS AT T 7
- CAR 81 TIME 2:15.531 DELETED TRACK LIMITS AT T 7
- CAR 57 TIME 2:09.654 DELETED CUTTING T4
- CAR 67 TIME 2:11.419 DELETED TRACK LIMITS AT T 10
- CAR 78 TIME 2:11.746 DELETED TRACK LIMITS AT T 7 AND 10
- CAR 14 TIME 2:14.512 DELETED TRACK LIMITS AT T 7
- CAR 17 TIME 2:09.008 DELETED TRACK LIMITS AT T 7
- CAR 1007 TIME 2:12.583 DELETED TRACK LIMITS AT T 10
- CAR 78 TIME 2:11.150 DELETED TRACK LIMITS AT T 10
- CAR 70 TIME 2:14.829 DELETED TRACK LIMITS AT T 7
- CAR 57 TIME 2:09.155 DELETED TRACK LIMITS AT T 10

Published at:.....

Track Temp: **42.2 °C** Air Temp: **29.1 °C** Humidity: **28 %** Track Status: **DRY**

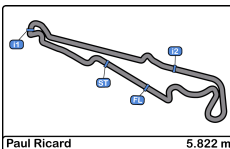
Race Director:

Timekeeper:

Luis Garcia

JOB-1605-ESP/M





Paul Ricard
GT Cup Europe
Qualifying - 1 Driver - 1
Provisional Results by Class



GT Open Cup Europe																
Cls	N°	Entrant/Team	Nat	Driver 1	Nat	Driver 2	Nat	Vehicle	Cat	Cls	Laps	Best	Time	Gap	Interval	Km/h
1	19	Mertel Motorsport	DEU	Stefano Bozzoni	ITA	Fernando Navarrete	ESP	Ferrari 488 Challenge Evo	GT Cup	1	5	4	2:06.821			165.2
2	80	Mertel Motorsport	DEU	Iván Velasco	ESP	Jorge Cabezas	ESP	Ferrari 488 Challenge Evo	GT Cup	2	5	4	2:06.885	0.064	0.064	165.1
3	81	Mertel Motorsport	DEU	Luca Ludwig	GBR	Steven Liquorish	GBR	Ferrari 488 Challenge Evo	GT Cup	3	5	2	2:06.942	0.121	0.057	165.1
4	47	EST1 Racing	EST	Alex Reimann	EST			Porsche 992 GT3 Cup	GT Cup	4	4	3	2:07.791	0.970	0.849	164.0
5	69	Kessel Racing	CHE	Alexandre Bochez	CHE	Mikaël Bochez	CHE	Ferrari 488 Challenge Evo	GT Cup	5	10	9	2:08.677	1.856	0.886	162.8
6	52	Q1-trackracing	BEL	Xander Przybylak	BEL	Laurent Vandervelde	BEL	Porsche 992 GT3 Cup	GT Cup	6	9	7	2:08.711	1.890	0.034	162.8
7	17	Rosscorsa Racing	ITA	Lorenzo Ferdinando Innocenti	ITA	Andrea Belicchi	ITA	Ferrari 488 Challenge Evo	GT Cup	7	10	8	2:08.935	2.114	0.224	162.5
8	16	Volcano Motorsport	ESP	Evgenii Leonov	IND			Porsche 992 GT3 Cup	GT Cup*	8	9	7	2:08.944	2.123	0.009	162.5
9	57	Q1-trackracing	BEL	Quentin Antonel	FRA	Nicolas Vandierendonck	BEL	Porsche 992 GT3 Cup	GT Cup*	9	9	5	2:09.241	2.420	0.297	162.1
10	44	Eugenio Pisani / SP Racing	ITA	Eugenio Pisani	ITA	Stefano Zanini	MCO	Porsche 911 GT3 Cup gen 2	GT Cup	10	8	4	2:09.591	2.770	0.350	161.7
11	21	Camil Perian / R01 Racing by Varu Nicu	ROU	Florin Tincescu	ROU			Porsche 911 GT3 Cup gen 2	GT Cup	11	7	2	2:09.630	2.809	0.039	161.6
12	68	GDL Racing	SMR	Samuele Bosio	ITA			Porsche 992 GT3 Cup	GT Cup	12	7	6	2:09.777	2.956	0.147	161.5
13	65	GDL Racing	SMR	Mario Cordoni	ITA			Porsche 992 GT3 Cup	GT Cup	13	6	5	2:10.111	3.290	0.334	161.0
14	78	ZRS Motorsport	ITA	Davide Scannicchio	ITA	Fabio Babini	ITA	Porsche 992 GT3 Cup	GT Cup	14	10	7	2:10.780	3.959	0.669	160.2
15	77	EST1 Racing	EST	Jori Ala-Jyrä	FIN	Indrek Jaaska	EST	Porsche 992 GT3 Cup	GT Cup	15	10	7	2:10.884	4.063	0.104	160.1
16	67	GDL Racing	SMR	Gianluca De Lorenzi	ITA	Stefano Borghi	ITA	Porsche 992 GT3 Cup	GT Cup	16	7	4	2:11.090	4.269	0.206	159.8
17	55	Q1-trackracing	BEL	Gustavo Condé	BRA	H. Mello	BRA	Porsche 992 GT3 Cup	GT Cup	17	10	9	2:11.447	4.626	0.357	159.4
18	11	Eugenio Pisani / SP Racing	ITA	Fabio Fabiani	ITA	Stefano Zerbi	ITA	Porsche 911 GT3 Cup gen 2	GT Cup	18	7	5	2:11.473	4.652	0.026	159.4
19	14	Ghinzani Arco Motorsport	ITA	Maurizio Fondi	ITA	Laura Van den Hengel	NLD	Porsche 992 GT3 Cup	GT Cup	19	10	8	2:14.513	7.692	3.040	155.8
20	70	GDL Racing	SMR	Roberto Bosio	ITA			Porsche 911 GT3 Cup gen 2	GT Cup	20	8	2	2:14.718	7.897	0.205	155.5

GT Cup Trophy																
Cls	N°	Entrant/Team	Nat	Driver 1	Nat	Driver 2	Nat	Vehicle	Cat	Cls	Laps	Best	Time	Gap	Interval	Km/h
1	007	Street-Art Racing	BEL	Jayan Fazal-Karim	FRA	Julien Darras	FRA	Aston Martin Vantage AMR	GT Cup	1	7	4	2:12.031			158.7
2	99	Lionspeed GP	DEU	José García	ESP	Carlo Scholl	DEU	Porsche Cayman GT4 RS	GT Cup	2	8	4	2:14.916	2.885	2.885	155.3

*** PENALTIES**

- CAR 1007 TIME 2:14.022 DELETED TRACK LIMITS AT T 10
- CAR 19 TIME 2:07.900 DELETED TRACK LIMITS AT T 7
- CAR 99 TIME 2:14.708 DELETED TRACK LIMITS AT T 10
- CAR 65 TIME 2:10.662 DELETED TRACK LIMITS AT T 7
- CAR 17 TIME 2:09.092 DELETED TRACK LIMITS AT T 7
- CAR 78 TIME 2:12.446 DELETED TRACK LIMITS AT T 7 AND T 10

Published at:.....

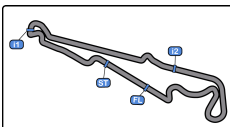
Track Temp: 42.2 °C Air Temp: 29.1 °C Humidity: 28 % Track Status: DRY

Race Director:

Timekeeper: Luis García

JOB-1605-ESP/M





Paul Ricard
GT Cup Europe
Qualifying - 1 Driver - 1



Provisional Results by Class

Paul Ricard 5.822 m.

- CAR 55 TIME 2:13.899 DELETED TRACK LIMITS AT T 10
- CAR 69 TIME 2:10.211 DELETED TRACK LIMITS AT T 10
- CAR 21 TIME 2:09.162 DELETED TRACK LIMITS AT T 10
- CAR 65 TIME 2:09.276 DELETED TRACK LIMITS AT T 10
- CAR 81 TIME 2:06.796 DELETED TRACK LIMITS AT T 10
- CAR 11 TIME 2:11.558 DELETED TRACK LIMITS AT T 10
- CAR 14 TIME 2:16.019 DELETED TRACK LIMITS AT T 7
- CAR 68 TIME 2:10.158 DELETED TRACK LIMITS AT T 7
- CAR 70 TIME 2:15.411 DELETED TRACK LIMITS AT T 7
- CAR 81 TIME 2:15.531 DELETED TRACK LIMITS AT T 7
- CAR 57 TIME 2:09.654 DELETED CUTTING T4
- CAR 67 TIME 2:11.419 DELETED TRACK LIMITS AT T 10
- CAR 78 TIME 2:11.746 DELETED TRACK LIMITS AT T 7 AND 10
- CAR 14 TIME 2:14.512 DELETED TRACK LIMITS AT T 7
- CAR 17 TIME 2:09.008 DELETED TRACK LIMITS AT T 7
- CAR 1007 TIME 2:12.583 DELETED TRACK LIMITS AT T 10
- CAR 78 TIME 2:11.150 DELETED TRACK LIMITS AT T 10
- CAR 70 TIME 2:14.829 DELETED TRACK LIMITS AT T 7
- CAR 57 TIME 2:09.155 DELETED TRACK LIMITS AT T 10

Published at:.....

Track Temp: **42.2 °C** Air Temp: **29.1 °C** Humidity: **28 %** Track Status: **DRY**

Race Director:

Timekeeper:

Luis Garcia

JOB-1605-ESP/M





Paul Ricard
GT Cup Europe
Qualifying - 1 Driver - 1
Lap Analysis



11							19								
AM			Fabio Fabiani Porsche 911 GT3 Cup gen 2				AM			Stefano Bozzoni Ferrari 488 Challenge Evo					
AM			Stefano Zerbi Eugenio Pisani / SP Racing				AM			Fernando Navarrete Mertel Motorsport					
Lap	D	Time	Sector 1	Sector 2	Sector 3	T. Spd	Elapsed	Lap	D	Time	Sector 1	Sector 2	Sector 3	T. Spd	Elapsed
1	1	11:15:56.527	11:14:08.977	47.172	1:00.378	106.9	11:15:56.527	1	2	11:15:46.976	11:14:02.008	42.468	1:02.500	118.6	11:15:46.976
2	1	2:13.914	36.963	40.182	56.769	244.3	11:18:10.441	2	2	2:07.900	35.549	37.949	54.402	250.0	11:17:54.876
3	1	2:20.401	36.978	39.884	1:03.539	244.8	11:20:30.842	3	2	2:07.177	34.738	37.892	54.547	249.4	11:20:02.053
4	1	2:11.558	35.898	39.354	56.306	243.7	11:22:42.400	4	2	2:06.821	34.647	37.730	54.444	248.2	11:22:08.874
5	1	2:11.473	35.909	38.922	56.642	243.7	11:24:53.873	5	2	2:34.980 P	40.632	45.509	1:08.839	188.8	11:24:43.854
6	1	2:43.249	35.916	52.356	1:14.977	243.7	11:27:37.122	21							
7	1	2:30.256 P	36.140	39.147	1:14.969	242.6	11:30:07.378	AM			Florin Tincescu Porsche 911 GT3 Cup gen 2				
14							Camil Perian / R01 Racing by Varu								
AM			Maurizio Fondi Porsche 992 GT3 Cup				AM			Camil Perian / R01 Racing by Varu					
AM			Laura Van den Hengel Ghinzani Arco Motorsport				AM			Camil Perian / R01 Racing by Varu					
Lap	D	Time	Sector 1	Sector 2	Sector 3	T. Spd	Elapsed	Lap	D	Time	Sector 1	Sector 2	Sector 3	T. Spd	Elapsed
1	1	11:16:29.637	11:14:23.443	56.393	1:09.801	88.3	11:16:29.637	1	1	11:16:24.463	11:14:36.766	46.521	1:01.176	142.4	11:16:24.463
2	1	2:24.575	38.711	44.232	1:01.632	235.8	11:18:54.212	2	1	2:09.630	35.398	38.626	55.606	242.6	11:18:34.093
3	1	2:18.781	39.248	40.974	58.559	205.7	11:21:12.993	3	1	2:09.162	35.164	38.462	55.536	243.7	11:20:43.255
4	1	2:16.019	37.076	40.482	58.461	241.6	11:23:29.012	4	1	2:09.740	35.387	38.490	55.863	244.3	11:22:52.995
5	1	2:14.642	36.851	39.823	57.838	241.0	11:25:43.524	5	1	2:09.982	35.400	38.728	55.854	244.3	11:25:02.977
6	1	2:14.521	36.846	39.905	57.770	240.5	11:27:58.045	6	1	2:26.377	39.141	44.448	1:02.788	246.0	11:27:29.354
7	1	2:15.324	37.054	40.314	57.956	241.0	11:30:13.369	7	1	2:32.095 P	36.737	42.025	1:13.333	244.3	11:30:01.449
8	1	2:14.513	36.552	39.828	58.133	240.0	11:32:27.882	44							
9	1	2:23.582	39.605	43.196	1:00.781	200.0	11:34:51.464	PROAM			Eugenio Pisani Porsche 911 GT3 Cup gen 2				
10	1	3:15.471 P	51.666	55.502	1:28.303	141.5	11:38:06.935	PROAM			Stefano Zanini Eugenio Pisani / SP Racing				
Lap	D	Time	Sector 1	Sector 2	Sector 3	T. Spd	Elapsed	Lap	D	Time	Sector 1	Sector 2	Sector 3	T. Spd	Elapsed
1	2	11:15:55.628	11:14:08.232	46.459	1:00.937	104.9	11:15:55.628	1	2	11:15:55.628	11:14:08.232	46.459	1:00.937	104.9	11:15:55.628
2	2	2:13.744	36.969	39.786	56.989	246.0	11:18:09.372	2	2	2:13.744	36.969	39.786	56.989	246.0	11:18:09.372
3	2	2:11.216	36.640	39.023	55.553	247.1	11:20:20.588	3	2	2:11.216	36.640	39.023	55.553	247.1	11:20:20.588
4	2	2:09.591	35.438	38.583	55.570	247.7	11:22:30.179	4	2	2:09.591	35.438	38.583	55.570	247.7	11:22:30.179
5	2	2:19.080	35.507	39.184	1:04.389	248.2	11:24:49.259	5	2	2:19.080	35.507	39.184	1:04.389	248.2	11:24:49.259
6	2	2:09.764	35.690	38.662	55.412	247.7	11:26:59.023	6	2	2:09.764	35.690	38.662	55.412	247.7	11:26:59.023
7	2	2:13.929	35.521	39.424	58.984	248.2	11:29:12.952	7	2	2:13.929	35.521	39.424	58.984	248.2	11:29:12.952
8	2	2:32.177 P	35.642	43.746	1:12.789	246.5	11:31:45.129	8	2	2:32.177 P	35.642	43.746	1:12.789	246.5	11:31:45.129
16							Alex Reimann Porsche 992 GT3 Cup								
PROAM*			Evgenii Leonov Porsche 992 GT3 Cup				AM			EST1 Racing					
PROAM*			Volcano Motorsport				AM			EST1 Racing					
Lap	D	Time	Sector 1	Sector 2	Sector 3	T. Spd	Elapsed	Lap	D	Time	Sector 1	Sector 2	Sector 3	T. Spd	Elapsed
1	1	11:15:29.651	11:13:50.637	40.524	58.490	97.5	11:15:29.651	1	1	11:15:32.855	11:13:52.173	40.972	59.710	96.7	11:15:32.855
2	1	2:09.549	35.415	38.888	55.246	243.2	11:17:39.200	2	1	2:08.948	35.283	38.901	54.764	243.2	11:17:41.803
3	1	2:09.805	35.304	38.884	55.617	243.7	11:19:49.005	3	1	2:07.791	34.795	38.385	54.611	245.4	11:19:49.594
4	1	2:09.235	35.277	38.776	55.182	243.7	11:21:58.240	4	1	2:18.855 P	36.283	39.572	1:03.000	246.0	11:22:08.449
5	1	2:09.557	35.004	39.156	55.397	244.8	11:24:07.797	47							
6	1	2:09.009	35.006	38.397	55.606	245.4	11:26:16.806	AM			EST1 Racing				
7	1	2:08.944	35.385	38.506	55.053	244.3	11:28:25.750	AM			EST1 Racing				
8	1	2:09.071	35.227	38.577	55.267	244.8	11:30:34.821	AM			EST1 Racing				
9	1	2:33.743 P	35.072	44.662	1:14.009	245.4	11:33:08.564	AM			EST1 Racing				
17							Xander Przybylak Porsche 992 GT3 Cup								
PROAM			Lorenzo Ferdinando Innocenti Ferrari 488 Challenge Evo				AM			Q1-trackracing					
PROAM			Andrea Belicchi Rossocorsa Racing				AM			Q1-trackracing					
Lap	D	Time	Sector 1	Sector 2	Sector 3	T. Spd	Elapsed	Lap	D	Time	Sector 1	Sector 2	Sector 3	T. Spd	Elapsed
1	1	11:15:25.711	11:13:46.567	41.279	57.865	125.4	11:15:25.711	1	1	11:15:36.471	11:13:54.058	43.810	58.603	96.6	11:15:36.471
2	1	2:10.015	36.024	38.694	55.297	245.4	11:17:35.726	2	1	2:12.073	36.254	39.584	56.235	241.6	11:17:48.544
3	1	2:09.092	35.533	38.285	55.274	244.3	11:19:44.818	3	1	3:46.043	2:04.056	43.237	58.750	241.6	11:21:34.587
4	1	2:10.080	35.448	38.984	55.648	244.3	11:21:54.898	4	1	2:10.892	35.705	38.990	56.197	242.1	11:23:45.479
5	1	2:09.465	35.357	38.659	55.449	244.3	11:24:04.363	5	1	2:14.747	36.741	40.533	57.473	246.0	11:26:00.226
6	1	2:09.908	35.348	38.395	55.265	246.0	11:26:13.371	6	1	2:09.919	35.497	39.164	55.258	243.7	11:28:10.145
7	1	2:18.791	37.364	42.731	58.696	243.7	11:28:32.162	7	1	2:08.711	35.248	38.701	54.762	243.7	11:30:18.856
8	1	2:08.935	35.105	38.741	55.089	244.8	11:30:41.097	8	1	2:16.052	35.056	38.715	1:02.281	243.7	11:32:34.908
9	1	2:09.736	35.226	38.846	55.664	244.8	11:32:50.833	9	1	2:21.664 P	35.301	38.763	1:07.600	243.2	11:34:56.572
10	1	2:28.152 P	35.538	42.323	1:10.291	241.0	11:35:18.985								





Paul Ricard
GT Cup Europe
Qualifying - 1 Driver - 1
Lap Analysis



55	Gustavo Condé	Porsche 992 GT3 Cup	69	Alexandre Bochez	Ferrari 488 Challenge Evo
AM	H. Mello	Q1-trackracing	AM	Mikaël Bochez	Kessel Racing

Lap	D	Time	Sector 1	Sector 2	Sector 3	T. Spd	Elapsed	Lap	D	Time	Sector 1	Sector 2	Sector 3	T. Spd	Elapsed
1	1	11:16:08.179	11:14:21.599	44.906	1:01.674	111.4	11:16:08.179	1	2	11:16:13.759	11:14:25.274	46.346	1:02.139	137.4	11:16:13.759
2	1	2:13.730	37.186	39.805	56.739	241.6	11:18:21.909	2	2	2:11.141	36.561	38.815	55.765	247.1	11:18:24.900
3	1	2:13.999	36.997	39.128	57.774	242.1	11:20:35.808	3	2	2:10.244	35.766	38.384	56.061	250.0	11:20:35.111
4	1	2:13.047	36.984	39.430	56.633	244.8	11:22:48.855	4	2	2:16.771 P	35.462	38.717	1:02.592	247.1	11:22:51.882
5	1	2:12.401	36.402	39.456	56.543	244.3	11:25:01.256	5	2	3:31.092	1:54.362	39.282	57.448	148.7	11:26:22.974
6	1	2:12.833	36.689	39.348	56.796	245.4	11:27:14.089	6	2	2:09.832	35.658	38.447	55.727	248.2	11:28:32.806
7	1	2:12.050	36.541	38.947	56.562	243.7	11:29:26.139	7	2	2:11.080	35.943	38.797	56.340	249.4	11:30:43.886
8	1	2:11.763	36.469	38.924	56.370	243.7	11:31:37.902	8	2	2:09.634	35.397	38.659	55.578	250.0	11:32:53.520
9	1	2:11.447	36.410	39.138	55.899	243.7	11:33:49.349	9	2	2:08.677	35.282	38.478	54.917	248.2	11:35:02.197
10	1	3:05.383 P	45.340	53.654	1:26.389	233.7	11:36:54.732	10	2	3:08.011 P	41.522	57.135	1:29.354	229.7	11:38:10.208

57	Quentin Antonel	Porsche 992 GT3 Cup	70	Roberto Bosio	Porsche 911 GT3 Cup gen 2
AM*	Nicolas Vandierendonck	Q1-trackracing	AM		GDL Racing

Lap	D	Time	Sector 1	Sector 2	Sector 3	T. Spd	Elapsed	Lap	D	Time	Sector 1	Sector 2	Sector 3	T. Spd	Elapsed
1	2	11:19:51.802	11:17:51.128	48.645	1:12.029	93.7	11:19:51.802	1	1	11:16:59.041	11:15:14.294	44.341	1:00.406	113.6	11:16:59.041
2	2	2:14.678	38.864	40.018	55.796	214.2	11:22:06.480	2	1	2:14.718	37.123	40.272	57.323	246.0	11:19:13.759
3	2	2:09.654	35.003	39.021	55.630	242.6	11:24:16.134	3	1	2:15.852	37.304	40.374	58.174	243.2	11:21:29.611
4	2	2:09.901	35.579	38.994	55.328	242.6	11:26:26.035	4	1	2:16.444	37.136	40.036	58.239	246.0	11:23:45.022
5	2	2:09.241	35.382	38.762	55.097	243.7	11:28:35.276	5	1	2:16.929	36.943	41.944	58.042	248.2	11:26:01.951
6	2	2:09.155	35.386	38.520	55.249	243.7	11:30:44.431	6	1	2:14.804	37.036	40.057	57.711	247.7	11:28:16.755
7	2	2:15.338	38.134	40.653	56.551	221.3	11:32:59.769	7	1	2:14.829	36.985	40.391	57.453	247.1	11:30:31.584
8	2	2:09.745	35.268	38.858	55.619	242.1	11:35:09.514	8	1	2:26.700 P	36.853	40.951	1:08.896	246.0	11:32:58.284
9	2	3:02.318 P	38.765	53.154	1:30.399	228.8	11:38:11.832								

65	Mario Cordoni	Porsche 992 GT3 Cup	77	Jori Ala-Jyrä	Porsche 992 GT3 Cup
AM		GDL Racing	AM	Indrek Jaaska	EST1 Racing

Lap	D	Time	Sector 1	Sector 2	Sector 3	T. Spd	Elapsed	Lap	D	Time	Sector 1	Sector 2	Sector 3	T. Spd	Elapsed
1	1	11:17:23.736	11:15:44.749	41.358	57.629	113.9	11:17:23.736	1	1	11:15:53.636	11:14:01.965	50.105	1:01.566	80.0	11:15:53.636
2	1	2:10.662	36.121	39.284	55.257	241.0	11:19:34.398	2	1	2:14.729	36.788	40.240	57.701	237.8	11:18:08.365
3	1	2:09.276	35.281	38.827	55.168	242.1	11:21:43.674	3	1	2:23.965 P	38.483	39.951	1:05.531	241.0	11:20:32.330
4	1	2:10.308	35.516	38.967	55.825	243.2	11:23:53.982	4	1	3:07.585	1:30.921	39.393	57.271	147.9	11:23:39.915
5	1	2:10.111	35.430	38.949	55.732	243.7	11:26:04.093	5	1	2:13.093	36.588	39.321	57.184	243.2	11:25:53.008
6	1	2:33.141 P	37.867	40.978	1:14.296	238.4	11:28:37.234	6	1	2:11.675	36.353	39.128	56.194	243.2	11:28:04.683
								7	1	2:10.884	36.012	39.125	55.747	243.2	11:30:15.567
								8	1	2:12.388	35.799	38.911	57.678	242.1	11:32:27.955
								9	1	2:11.177	36.218	39.187	55.772	241.0	11:34:39.132
								10	1	3:23.065 P	48.827	1:04.318	1:29.920	199.6	11:38:02.197

67	Gianluca De Lorenzi	Porsche 992 GT3 Cup	78	Davide Scannicchio	Porsche 992 GT3 Cup
AM	Stefano Borghi	GDL Racing	PROAM	Fabio Babini	ZRS Motorsport

Lap	D	Time	Sector 1	Sector 2	Sector 3	T. Spd	Elapsed	Lap	D	Time	Sector 1	Sector 2	Sector 3	T. Spd	Elapsed
1	2	11:15:48.822	11:14:03.253	44.924	1:00.645	78.4	11:15:48.822	1	1	11:15:50.916	11:14:00.701	50.116	1:00.099	80.5	11:15:50.916
2	2	2:13.717	36.831	39.839	57.047	242.6	11:18:02.539	2	1	2:12.958	37.087	40.009	55.862	242.1	11:18:03.874
3	2	2:13.023	36.331	40.209	56.483	242.1	11:20:15.562	3	1	2:12.446	36.477	39.908	56.061	244.3	11:20:16.320
4	2	2:11.090	35.796	39.576	55.718	243.2	11:22:26.652	4	1	2:11.184	36.104	39.132	55.948	244.3	11:22:27.504
5	2	2:11.449	36.553	39.203	55.663	243.2	11:24:38.071	5	1	2:11.746	36.789	39.303	55.654	244.8	11:24:39.250
6	2	2:11.695	36.122	39.652	55.921	243.2	11:26:49.766	6	1	2:11.150	36.161	39.051	55.938	244.3	11:26:50.400
7	2	2:34.675 P	39.670	46.668	1:08.337	242.6	11:29:24.441	7	1	2:10.780	35.966	39.117	55.697	244.3	11:29:01.180
								8	1	2:11.105	35.853	38.978	56.274	242.6	11:31:12.285
								9	1	2:10.957	35.994	39.013	55.950	243.7	11:33:23.242
								10	1	2:40.501 P	41.961	44.470	1:14.070	219.9	11:36:03.743

68	Samuele Bosio	Porsche 992 GT3 Cup	79	Davide Scannicchio	Porsche 992 GT3 Cup
AM		GDL Racing	PROAM	Fabio Babini	ZRS Motorsport

Lap	D	Time	Sector 1	Sector 2	Sector 3	T. Spd	Elapsed	Lap	D	Time	Sector 1	Sector 2	Sector 3	T. Spd	Elapsed
1	1	11:16:58.066	11:15:13.000	44.632	1:00.434	110.2	11:16:58.066	1	1	11:15:50.916	11:14:00.701	50.116	1:00.099	80.5	11:15:50.916
2	1	2:12.326	36.612	39.743	55.971	240.5	11:19:10.392	2	1	2:12.958	37.087	40.009	55.862	242.1	11:18:03.874
3	1	2:11.054	36.271	38.869	55.914	241.6	11:21:21.446	3	1	2:12.446	36.477	39.908	56.061	244.3	11:20:16.320
4	1	2:10.158	35.880	38.812	55.466	242.6	11:23:31.604	4	1	2:11.184	36.104	39.132	55.948	244.3	11:22:27.504
5	1	2:19.222	35.424	40.538	1:03.260	243.2	11:25:50.826	5	1	2:11.746	36.789	39.303	55.654	244.8	11:24:39.250
6	1	2:09.777	35.684	39.080	55.013	241.6	11:28:00.603	6	1	2:11.150	36.161	39.051	55.938	244.3	11:26:50.400
7	1	2:31.784 P	37.379	43.911	1:10.494	243.2	11:30:32.387	7	1	2:10.780	35.966	39.117	55.697	244.3	11:29:01.180





Paul Ricard
GT Cup Europe
Qualifying - 1 Driver - 1
Lap Analysis



80 Iván Velasco Ferrari 488 Challenge Evo
 PROAM Jorge Cabezas Mertel Motorsport

Lap	D	Time	Sector 1	Sector 2	Sector 3	T. Spd	Elapsed
1	2	11:16:43.881	11:14:28.247	1:03.051	1:12.583	113.2	11:16:43.881
2	2	2:08.367	35.275	38.082	55.010	246.5	11:18:52.248
3	2	2:18.393	39.416	40.243	58.734	242.1	11:21:10.641
4	2	2:06.885	34.702	37.919	54.264	250.0	11:23:17.526
5	2	2:29.118 P	39.453	42.415	1:07.250	250.0	11:25:46.644

81 Luca Ludwig Ferrari 488 Challenge Evo
 PROAM Steven Liquorish Mertel Motorsport

Lap	D	Time	Sector 1	Sector 2	Sector 3	T. Spd	Elapsed
1	1	11:17:33.609	11:15:51.354	41.534	1:00.721	138.2	11:17:33.609
2	1	2:06.942	34.973	37.579	54.390	250.0	11:19:40.551
3	1	2:06.796	34.629	37.938	54.229	249.4	11:21:47.347
4	1	2:16.634	34.505	37.783	1:03.243	249.4	11:24:02.878
5	1	2:22.193 P	34.625	37.703	1:09.865	249.4	11:26:25.071

99 José García Porsche Cayman GT4 RS
 TPH Carlo Scholl Lionspeed GP

Lap	D	Time	Sector 1	Sector 2	Sector 3	T. Spd	Elapsed
1	2	11:16:00.711	11:14:04.404	50.719	1:05.588	130.9	11:16:00.711
2	2	2:14.708	37.062	40.546	57.100	226.8	11:18:15.419
3	2	2:15.091	36.910	40.664	57.517	226.8	11:20:30.510
4	2	2:14.916	37.115	40.257	57.544	226.8	11:22:45.426
5	2	2:15.282	36.828	40.248	58.206	226.8	11:25:00.708
6	2	2:19.488	38.820	41.696	58.972	219.9	11:27:20.196
7	2	2:15.454	36.877	40.496	58.081	227.3	11:29:35.650
8	2	2:15.119	36.813	40.424	57.882	226.8	11:31:50.769
9	2		36.889	40.716		227.3	

007 Jayan Fazal-Karim Aston Martin Vantage AMR
 TPH Julien Darras Street-Art Racing

Lap	D	Time	Sector 1	Sector 2	Sector 3	T. Spd	Elapsed
1	2	11:15:38.085	11:14:00.118	41.002	56.965	99.7	11:15:38.085
2	2	2:14.022	36.205	39.700	58.117	232.2	11:17:52.107
3	2	2:13.054	36.079	40.196	56.779	231.7	11:20:05.161
4	2	2:12.031	35.935	39.540	56.556	232.2	11:22:17.192
5	2	2:12.911	36.233	39.857	56.821	232.2	11:24:30.103
6	2	2:12.583	35.992	39.738	56.853	232.2	11:26:42.686
7	2	3:26.728 P	37.623	45.094	2:04.011	231.7	11:30:09.414
8	2		56.974	45.402		132.6	





Paul Ricard
GT Cup Europe
Qualifying - 1 Driver - 1
Best Sectors Results



Paul Ricard 5.822 m.

Sector - 1			Sector - 2			Sector - 3			Ideal Lap vs Best Lap		
Clas	Nº Driver	Time	Nº Driver	Time	Nº Driver	Time	Clas	Nº Driver	Ideal Lap	Best Lap	Clas
1	81 Luca Ludwig	34.505	81 Luca Ludwig	37.579	81 Luca Ludwig	54.229	1	81 Luca Ludwig	2:06.313	2:06.942	3
2	19 Fernando Navarrete	34.647	19 Fernando Navarrete	37.730	80 Jorge Cabezas	54.264	2	19 Fernando Navarrete	2:06.779	2:06.821	1
3	80 Jorge Cabezas	34.702	80 Jorge Cabezas	37.919	19 Fernando Navarrete	54.402	3	80 Jorge Cabezas	2:06.885	2:06.885	2
4	47 Alex Reimann	34.795	17 Lorenzo Ferdinando Innocenti	38.285	47 Alex Reimann	54.611	4	47 Alex Reimann	2:07.791	2:07.791	4
5	57 Nicolas Vandierendonck	35.003	69 Mikaël Bochez	38.384	52 Xander Przybylak	54.762	5	16 Evgenii Leonov	2:08.454	2:08.944	8
6	16 Evgenii Leonov	35.004	47 Alex Reimann	38.385	69 Mikaël Bochez	54.917	6	17 Lorenzo Ferdinando Innocenti	2:08.479	2:08.935	7
7	52 Xander Przybylak	35.056	16 Evgenii Leonov	38.397	68 Samuele Bosio	55.013	7	52 Xander Przybylak	2:08.519	2:08.711	6
8	17 Lorenzo Ferdinando Innocenti	35.105	21 Florin Tincescu	38.462	16 Evgenii Leonov	55.053	8	69 Mikaël Bochez	2:08.583	2:08.677	5
9	21 Florin Tincescu	35.164	57 Nicolas Vandierendonck	38.520	17 Lorenzo Ferdinando Innocenti	55.089	9	57 Nicolas Vandierendonck	2:08.620	2:09.241	9
10	65 Mario Cordoni	35.281	44 Stefano Zanini	38.583	57 Nicolas Vandierendonck	55.097	10	21 Florin Tincescu	2:09.162	2:09.630	11
11	69 Mikaël Bochez	35.282	52 Xander Przybylak	38.701	65 Mario Cordoni	55.168	11	68 Samuele Bosio	2:09.249	2:09.777	12
12	68 Samuele Bosio	35.424	68 Samuele Bosio	38.812	44 Stefano Zanini	55.412	12	65 Mario Cordoni	2:09.276	2:10.111	13
13	44 Stefano Zanini	35.438	65 Mario Cordoni	38.827	21 Florin Tincescu	55.536	13	44 Stefano Zanini	2:09.433	2:09.591	10
14	67 Stefano Borghi	35.796	77 Jori Ala-Jyrä	38.911	78 Davide Scannicchio	55.654	14	77 Jori Ala-Jyrä	2:10.457	2:10.884	15
15	77 Jori Ala-Jyrä	35.799	11 Fabio Fabiani	38.922	67 Stefano Borghi	55.663	15	78 Davide Scannicchio	2:10.485	2:10.780	14
16	78 Davide Scannicchio	35.853	55 Gustavo Condé	38.924	77 Jori Ala-Jyrä	55.747	16	67 Stefano Borghi	2:10.662	2:11.090	16
17	11 Fabio Fabiani	35.898	78 Davide Scannicchio	38.978	55 Gustavo Condé	55.899	17	11 Fabio Fabiani	2:11.126	2:11.473	18
18	007 Julien Darras	35.935	67 Stefano Borghi	39.203	11 Fabio Fabiani	56.306	18	55 Gustavo Condé	2:11.225	2:11.447	17
19	55 Gustavo Condé	36.402	007 Julien Darras	39.540	007 Julien Darras	56.556	19	007 Julien Darras	2:12.031	2:12.031	19
20	14 Maurizio Fondi	36.552	14 Maurizio Fondi	39.823	99 Carlo Scholl	57.100	20	14 Maurizio Fondi	2:14.145	2:14.513	20
21	99 Carlo Scholl	36.813	70 Roberto Bosio	40.036	70 Roberto Bosio	57.323	21	99 Carlo Scholl	2:14.161	2:14.916	22
22	70 Roberto Bosio	36.853	99 Carlo Scholl	40.248	14 Maurizio Fondi	57.770	22	70 Roberto Bosio	2:14.212	2:14.718	21





Paul Ricard
GT Cup Europe
Qualifying - 1 Driver - 1
Best 5 Lap Times



Paul Ricard 5.822 m.

Cl	N° Entrant/Team	Nat	Driver 1	Nat	Driver 2	Nat	Vehicle	Cat	Cl	Best 1		Best 2		Best 3		Best 4		Best 5			
										Time	Lap	Time	Lap	Time	Lap	Time	Lap	Time	Lap		
1	19 Mertel Motorsport	DEU	Stefano Bozzoni	ITA	Fernando Navarrete	ESP	Ferrari 488 Challenge Evo	AM	1	2:06.821	4	2:07.177	3	2:34.980	5						
2	80 Mertel Motorsport	DEU	Iván Velasco	ESP	Jorge Cabezas	ESP	Ferrari 488 Challenge Evo	PROAM	1	2:06.885	4	2:08.367	2	2:18.393	3	2:29.118	5				
3	81 Mertel Motorsport	DEU	Luca Ludwig	DEU	Steven Liquorish	GBR	Ferrari 488 Challenge Evo	PROAM	2	2:06.942	2	2:22.193	5								
4	47 EST1 Racing	EST	Alex Reimann	EST			Porsche 992 GT3 Cup	AM	2	2:07.791	3	2:08.948	2	2:18.855	4						
5	69 Kessel Racing	CHE	Alexandre Bochez	CHE	Mikaël Bochez	CHE	Ferrari 488 Challenge Evo	AM	3	2:08.677	9	2:09.634	8	2:09.832	6	2:11.080	7	2:11.141	2		
6	52 Q1-trackracing	BEL	Xander Przybylak	BEL	Laurent Vandervelde	BEL	Porsche 992 GT3 Cup	AM	4	2:08.711	7	2:09.919	6	2:10.892	4	2:12.073	2	2:14.747	5		
7	17 Rossocorsa Racing	ITA	Lorenzo Ferdinando Innocenti	ITA	Andrea Belicchi	ITA	Ferrari 488 Challenge Evo	PROAM	3	2:08.935	8	2:09.465	5	2:09.736	9	2:10.015	2	2:10.080	4		
8	16 Volcano Motorsport	ESP	Evgenii Leonov	ITA			Porsche 992 GT3 Cup	PROAM*	4	2:08.944	7	2:09.009	6	2:09.071	8	2:09.235	4	2:09.549	2		
9	57 Q1-trackracing	BEL	Quentin Antonel	FRA	Nicolas Vandierendonck	BEL	Porsche 992 GT3 Cup	AM*	5	2:09.241	5	2:09.745	8	2:09.901	4	2:14.678	2	2:15.338	7		
10	44 Eugenio Pisani / SP Racing	ITA	Eugenio Pisani	ITA	Stefano Zanini	MCO	Porsche 911 GT3 Cup gen 2	PROAM	5	2:09.591	4	2:09.764	6	2:11.216	3	2:13.744	2	2:13.929	7		
11	21 Camil Perian / R01 Racing by Varu Nicu	ROU	Florin Tincescu	ROU			Porsche 911 GT3 Cup gen 2	AM	6	2:09.630	2	2:09.740	4	2:09.982	5	2:26.377	6	2:32.095	7		
12	68 GDL Racing	SMR	Samuele Bosio	ITA			Porsche 992 GT3 Cup	AM	7	2:09.777	6	2:11.054	3	2:12.326	2	2:19.222	5	2:31.784	7		
13	65 GDL Racing	SMR	Mario Cordoni	ITA			Porsche 992 GT3 Cup	AM	8	2:10.111	5	2:10.308	4	2:33.141	6						
14	78 ZRS Motorsport	ITA	Davide Scannicchio	ITA	Fabio Babini	ITA	Porsche 992 GT3 Cup	PROAM	6	2:10.780	7	2:10.957	9	2:11.105	8	2:11.184	4	2:12.958	2		
15	77 EST1 Racing	EST	Jori Ala-Jyrä	FIN	Indrek Jaaska	EST	Porsche 992 GT3 Cup	AM	9	2:10.884	7	2:11.177	9	2:11.675	6	2:12.388	8	2:13.093	5		
16	67 GDL Racing	SMR	Gianluca De Lorenzi	ITA	Stefano Borghi	ITA	Porsche 992 GT3 Cup	AM	10	2:11.090	4	2:11.695	6	2:13.023	3	2:13.717	2	2:34.675	7		
17	55 Q1-trackracing	BEL	Gustavo Condé	BRA	H. Mello	BRA	Porsche 992 GT3 Cup	AM	11	2:11.447	9	2:11.763	8	2:12.050	7	2:12.401	5	2:12.833	6		
18	11 Eugenio Pisani / SP Racing	ITA	Fabio Fabiani	ITA	Stefano Zerbi	ITA	Porsche 911 GT3 Cup gen 2	AM	12	2:11.473	5	2:13.914	2	2:20.401	3	2:30.256	7	2:43.249	6		
19	007 Street-Art Racing	BEL	Jayan Fazal-Karim	FRA	Julien Darras	FRA	Aston Martin Vantage AMR	TPH	1	2:12.031	4	2:12.911	5	2:13.054	3	3:26.728	7				
20	14 Ghinzani Arco Motorsport	ITA	Maurizio Fondi	ITA	Laura Van den Hengel	NLD	Porsche 992 GT3 Cup	AM	13	2:14.513	8	2:14.521	6	2:15.324	7	2:18.781	3	2:23.582	9		
21	70 GDL Racing	SMR	Roberto Bosio	ITA			Porsche 911 GT3 Cup gen 2	AM	14	2:14.718	2	2:14.804	6	2:15.852	3	2:16.929	5	2:26.700	8		
22	99 Lionspeed GP	DEU	José García	ESP	Carlo Scholl	DEU	Porsche Cayman GT4 RS	TPH	2	2:14.916	4	2:15.091	3	2:15.119	8	2:15.282	5	2:15.454	7		





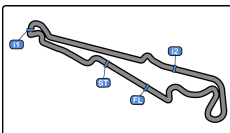
Paul Ricard
GT Cup Europe
Qualifying - 1 Driver - 1
Best 5 Top Speeds



Paul Ricard 5.822 m.

Cl	N°	Entrant/Team	Nat	Driver 1	Nat	Driver 2	Nat	Vehicle	Cat	Cl	Top 1		Top 2		Top 3		Top 4		Top 5		Avg
											Km/h	Lap	Km/h	Lap	Km/h	Lap	Km/h	Lap	Km/h	Lap	
1	19	Mertel Motorsport	DEU	Stefano Bozzoni	ITA	Fernando Navarrete	ESP	Ferrari 488 Challenge Evo	AM	1	250.0	2	249.4	3	248.2	4	188.8	5	118.6	1	211.0
2	69	Kessel Racing	CHE	Alexandre Bochez	CHE	Mikaël Bochez	CHE	Ferrari 488 Challenge Evo	AM	2	250.0	3	250.0	8	249.4	7	248.2	6	248.2	9	249.1
3	80	Mertel Motorsport	DEU	Iván Velasco	ESP	Jorge Cabezas	ESP	Ferrari 488 Challenge Evo	PROAM	1	250.0	4	250.0	5	246.5	2	242.1	3	113.2	1	220.3
4	81	Mertel Motorsport	DEU	Luca Ludwig	GBR	Steven Liquorish	GBR	Ferrari 488 Challenge Evo	PROAM	2	250.0	2	249.4	3	249.4	4	249.4	5	138.2	1	227.3
5	44	Eugenio Pisani / SP Racing	ITA	Eugenio Pisani	ITA	Stefano Zanini	MCO	Porsche 911 GT3 Cup gen 2	PROAM	3	248.2	5	248.2	7	247.7	4	247.7	6	247.1	3	247.8
6	70	GDL Racing	SMR	Roberto Bosio	ITA			Porsche 911 GT3 Cup gen 2	AM	3	248.2	5	247.7	6	247.1	7	246.0	2	246.0	4	247.0
7	17	Rosscorsa Racing	ITA	Lorenzo Ferdinando Innocenti	ITA	Andrea Belicchi	ITA	Ferrari 488 Challenge Evo	PROAM	4	246.0	6	245.4	2	244.8	8	244.8	9	244.3	3	245.1
8	21	Camil Perian / R01 Racing by Varu Nicu	ROU	Florin Tincescu	ROU			Porsche 911 GT3 Cup gen 2	AM	4	246.0	6	244.3	4	244.3	5	244.3	7	243.7	3	244.5
9	47	EST1 Racing	EST	Alex Reimann	EST			Porsche 992 GT3 Cup	AM	5	246.0	4	245.4	3	243.2	2	96.7	1			207.8
10	52	Q1-trackracing	BEL	Xander Przybylak	BEL	Laurent Vandervelde	BEL	Porsche 992 GT3 Cup	AM	6	246.0	5	243.7	6	243.7	7	243.7	8	243.2	9	244.1
11	16	Volcano Motorsport	ESP	Evgenii Leonov	ITA			Porsche 992 GT3 Cup	PROAM*	5	245.4	6	245.4	9	244.8	5	244.8	8	244.3	7	245.0
12	55	Q1-trackracing	BEL	Gustavo Condé	BRA	H. Mello	BRA	Porsche 992 GT3 Cup	AM	7	245.4	6	244.8	4	244.3	5	243.7	7	243.7	8	244.4
13	11	Eugenio Pisani / SP Racing	ITA	Fabio Fabiani	ITA	Stefano Zerbi	ITA	Porsche 911 GT3 Cup gen 2	AM	8	244.8	3	244.3	2	243.7	4	243.7	5	243.7	6	244.1
14	78	ZRS Motorsport	ITA	Davide Scannicchio	ITA	Fabio Babini	ITA	Porsche 992 GT3 Cup	PROAM	6	244.8	5	244.3	3	244.3	4	244.3	6	244.3	7	244.4
15	57	Q1-trackracing	BEL	Quentin Antonel	FRA	Nicolas Vandierendonck	BEL	Porsche 992 GT3 Cup	AM*	9	243.7	5	243.7	6	242.6	3	242.6	4	242.1	8	243.0
16	65	GDL Racing	SMR	Mario Cordoni	ITA			Porsche 992 GT3 Cup	AM	10	243.7	5	243.2	4	242.1	3	241.0	2	238.4	6	241.7
17	67	GDL Racing	SMR	Gianluca De Lorenzi	ITA	Stefano Borghi	ITA	Porsche 992 GT3 Cup	AM	11	243.2	4	243.2	5	243.2	6	242.6	2	242.6	7	243.0
18	68	GDL Racing	SMR	Samuele Bosio	ITA			Porsche 992 GT3 Cup	AM	12	243.2	5	243.2	7	242.6	4	241.6	3	241.6	6	242.4
19	77	EST1 Racing	EST	Jori Ala-Jyrä	FIN	Indrek Jaaska	EST	Porsche 992 GT3 Cup	AM	13	243.2	5	243.2	6	243.2	7	242.1	8	241.0	3	242.5
20	14	Ghinzani Arco Motorsport	ITA	Maurizio Fondi	ITA	Laura Van den Hengel	NLD	Porsche 992 GT3 Cup	AM	14	241.6	4	241.0	5	241.0	7	240.5	6	240.0	8	240.8
21	007	Street-Art Racing	BEL	Jayan Fazal-Karim	FRA	Julien Darras	FRA	Aston Martin Vantage AMR	TPH	1	232.2	2	232.2	4	232.2	5	232.2	6	231.7	3	232.1
22	99	Lionspeed GP	DEU	José García	ESP	Carlo Scholl	DEU	Porsche Cayman GT4 RS	TPH	2	227.3	7	227.3	9	226.8	2	226.8	3	226.8	4	227.0





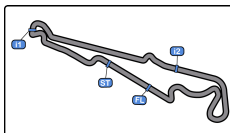
Paul Ricard
GT Cup Europe
Qualifying - 1 Driver - 1
Fastest Laps Sequence

Paul Ricard 5.822 m.



Lap	Time of Day	Session Time	N° Entrant/Team	Nat	Driver 1	Nat	Driver 2	Nat	Vehicle	Cat	Time	Km/h
2	11:17:35.726	4:35.726	17 Rossocorsa Racing	ITA	Lorenzo Ferdinando Innocenti	ITA	Andrea Belicchi	ITA	Ferrari 488 Challenge Evo	PROAM	2:10.015	161.2
2	11:17:39.200	4:39.200	16 Volcano Motorsport	ESP	Evgenii Leonov	MDA			Porsche 992 GT3 Cup	PROAM*	2:09.549	161.7
2	11:17:41.803	4:41.803	47 EST1 Racing	EST	Alex Reimann	EST			Porsche 992 GT3 Cup	AM	2:08.948	162.5
2	11:18:52.248	5:52.248	80 Mertel Motorsport	DEU	Iván Velasco	ESP	Jorge Cabezas	ESP	Ferrari 488 Challenge Evo	PROAM	2:08.367	163.2
2	11:19:40.551	6:40.551	81 Mertel Motorsport	DEU	Luca Ludwig	GBR	Steven Liquorish	GBR	Ferrari 488 Challenge Evo	PROAM	2:06.942	165.1
4	11:22:08.874	9:08.874	19 Mertel Motorsport	DEU	Stefano Bozzoni	ITA	Fernando Navarrete	ESP	Ferrari 488 Challenge Evo	AM	2:06.821	165.2





Paul Ricard
GT Cup Europe
Qualifying - 1 Driver - 1

Event Best Maximum Speed



Paul Ricard 5.822 m

N°	Entrant/Team	Nat	Driver 1	Nat	Driver 2	Nat	Vehicle	Cat	Km/h	Session
80	Mertel Motorsport	DEU	Iván Velasco	ESP	Jorge Cabezas	ESP	Ferrari 488 Challenge Evo	PROAM	251.7	Free Practice - 1
19	Mertel Motorsport	DEU	Stefano Bozzoni	ITA	Fernando Navarrete	ESP	Ferrari 488 Challenge Evo	AM	251.1	Free Practice - 1
69	Kessel Racing	CHE	Alexandre Bochez	CHE	Mikaël Bochez	CHE	Ferrari 488 Challenge Evo	AM	250.0	Free Practice - 1
81	Mertel Motorsport	DEU	Luca Ludwig	GBR	Steven Liquorish	GBR	Ferrari 488 Challenge Evo	PROAM	250.0	Qualifying - 1 Driver - 1
44	Eugenio Pisani / SP Racing	ITA	Eugenio Pisani	ITA	Stefano Zanini	MCO	Porsche 911 GT3 Cup gen 2	PROAM	248.2	Qualifying - 1 Driver - 1
70	GDL Racing	SMR	Roberto Bosio	ITA			Porsche 911 GT3 Cup gen 2	AM	248.2	Qualifying - 1 Driver - 1
17	Rossocorsa Racing	ITA	Lorenzo Ferdinando Innocenti	ITA	Andrea Belicchi	ITA	Ferrari 488 Challenge Evo	PROAM	246.0	Free Practice - 1
47	EST1 Racing	EST	Alex Reimann	EST			Porsche 992 GT3 Cup	AM	246.0	Qualifying - 1 Driver - 1
52	Q1-trackracing	BEL	Xander Przybylak	BEL	Laurent Vandervelde	BEL	Porsche 992 GT3 Cup	AM	246.0	Qualifying - 1 Driver - 1
21	Camil Perian / R01 Racing by Varu Nicu	ROU	Florin Tincescu	ROU			Porsche 911 GT3 Cup gen 2	AM	246.0	Qualifying - 1 Driver - 1
16	Volcano Motorsport	ESP	Evgenii Leonov	MDA			Porsche 992 GT3 Cup	PROAM*	245.4	Free Practice - 1
55	Q1-trackracing	BEL	Gustavo Condé	BRA	H. Mello	BRA	Porsche 992 GT3 Cup	AM	245.4	Qualifying - 1 Driver - 1
11	Eugenio Pisani / SP Racing	ITA	Fabio Fabiani	ITA	Stefano Zerbi	ITA	Porsche 911 GT3 Cup gen 2	AM	244.8	Qualifying - 1 Driver - 1
78	ZRS Motorsport	ITA	Davide Scannicchio	ITA	Fabio Babini	ITA	Porsche 992 GT3 Cup	PROAM	244.8	Qualifying - 1 Driver - 1
67	GDL Racing	SMR	Gianluca De Lorenzi	ITA	Stefano Borghi	ITA	Porsche 992 GT3 Cup	AM	244.3	Free Practice - 1
65	GDL Racing	SMR	Mario Cordoni	ITA			Porsche 992 GT3 Cup	AM	243.7	Qualifying - 1 Driver - 1
57	Q1-trackracing	BEL	Quentin Antonel	FRA	Nicolas Vandierendonck	BEL	Porsche 992 GT3 Cup	AM*	243.7	Qualifying - 1 Driver - 1
77	EST1 Racing	EST	Jori Ala-Jyrä	FIN	Indrek Jaaska	EST	Porsche 992 GT3 Cup	AM	243.2	Qualifying - 1 Driver - 1
68	GDL Racing	SMR	Samuele Bosio	ITA			Porsche 992 GT3 Cup	AM	243.2	Qualifying - 1 Driver - 1
14	Ghinzani Arco Motorsport	ITA	Maurizio Fondi	ITA	Laura Van den Hengel	NLD	Porsche 992 GT3 Cup	AM	241.6	Qualifying - 1 Driver - 1
007	Street-Art Racing	BEL	Jayan Fazal-Karim	FRA	Julien Darras	FRA	Aston Martin Vantage AMR	TPH	232.2	Qualifying - 1 Driver - 1
99	Lionspeed GP	DEU	José García	ESP	Carlo Scholl	DEU	Porsche Cayman GT4 RS	TPH	227.3	Qualifying - 1 Driver - 1





Paul Ricard
GT Cup Europe
Qualifying - 1 Driver - 1
Pit Stop Analysis



69 Alexandre Bochez Ferrari 488 Challenge Evo

AM Mikaël Bochez Kessel Racing

N°	In Day Time	In Time	Out Time	Pit Time	T. Pit Time	Handicap	Diff.
1	11:22:43.401	11:22:43.401	11:24:11.525	1:28.124	1:28.124		

77 Jori Ala-Jyrä Porsche 992 GT3 Cup

AM Indrek Jaaska EST1 Racing

N°	In Day Time	In Time	Out Time	Pit Time	T. Pit Time	Handicap	Diff.
1	11:20:23.328	11:20:23.328	11:21:27.428	1:04.100	1:04.100		

007 Jayan Fazal-Karim Aston Martin Vantage AMR

TPH Julien Darras Street-Art Racing

N°	In Day Time	In Time	Out Time	Pit Time	T. Pit Time	Handicap	Diff.
1	11:29:04.894	11:29:04.894	11:30:28.494	1:23.600	1:23.600		

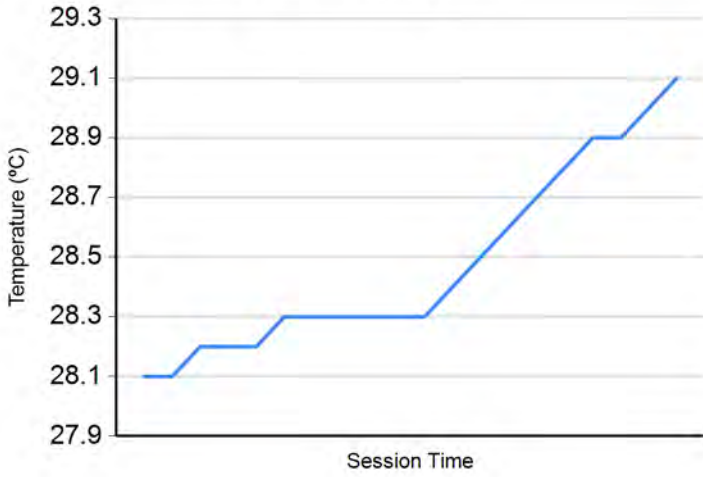




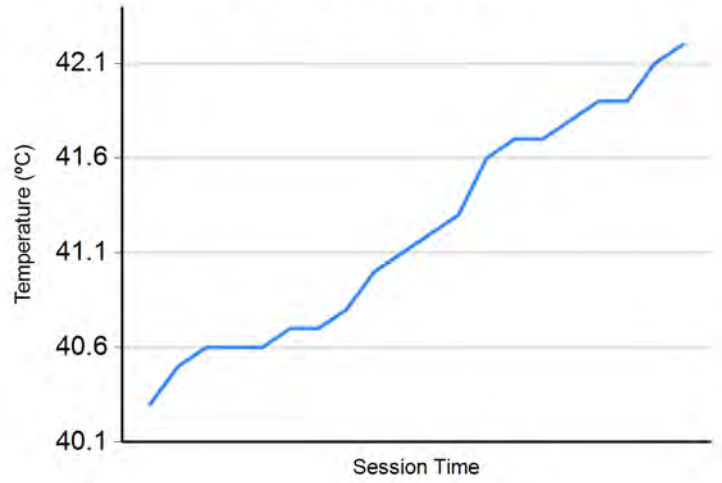
Paul Ricard
 GT Cup Europe
 Qualifying - 1 Driver - 1
Weather Report



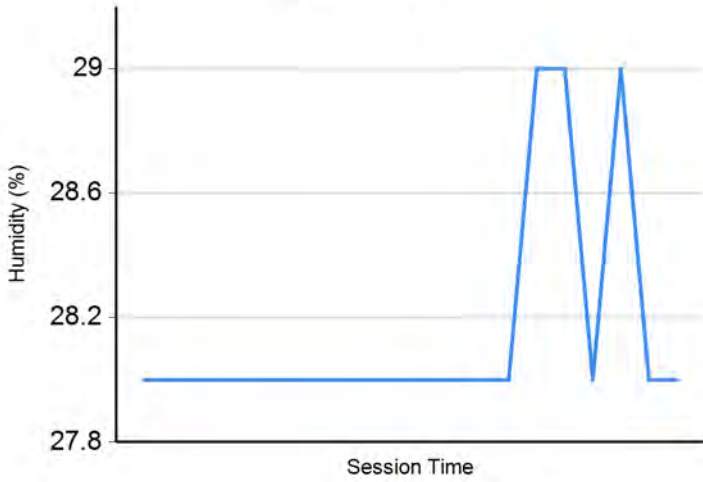
Air Temperature



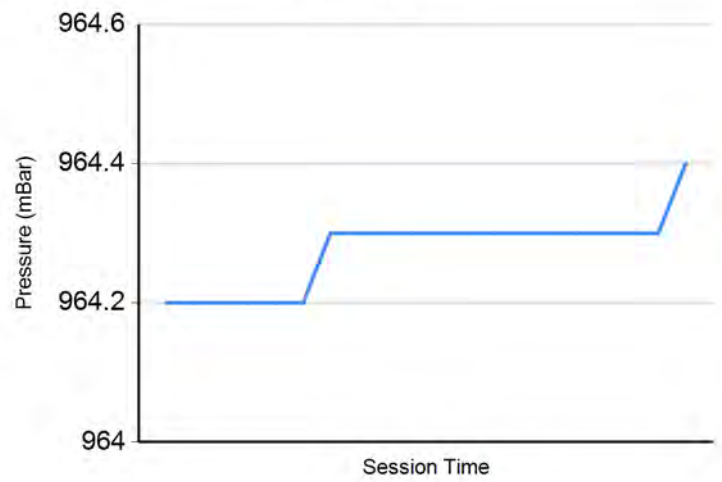
Track Temperature



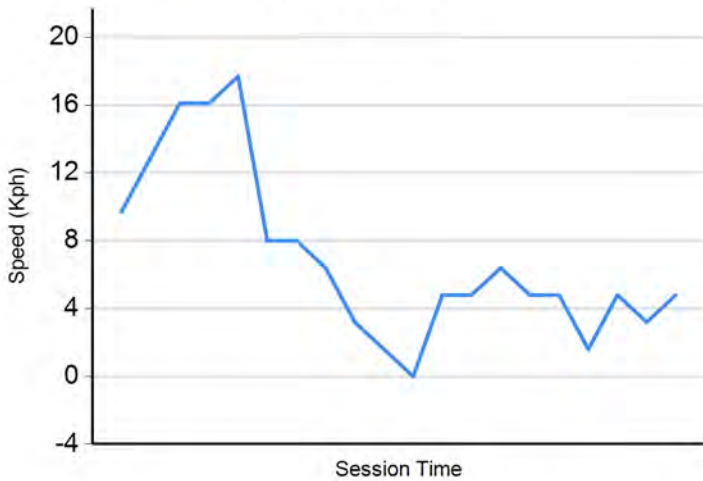
Humidity



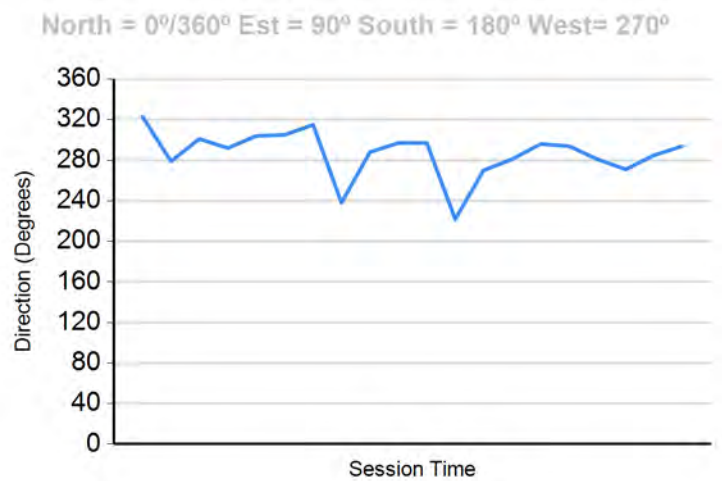
Pressure

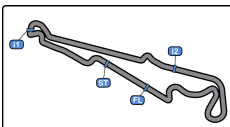


Wind Speed



Wind direction





Paul Ricard
GT Cup Europe
Qualifying - 1 Driver - 1



Final Results

Paul Ricard 5.822 m

Cls	N°	Entrant/Team	Nat	Driver 1	Nat	Driver 2	Nat	Vehicle	Cat	Cls	Laps	Best	Time	Gap	Interval	Km/h
1	19	Mertel Motorsport	DEU	Stefano Bozzoni	ITA	Fernando Navarrete	ESP	Ferrari 488 Challenge Evo	AM	1	5	4	2:06.821			165.2
2	80	Mertel Motorsport	DEU	Iván Velasco	ESP	Jorge Cabezas	ESP	Ferrari 488 Challenge Evo	PROAM	1	5	4	2:06.885	0.064	0.064	165.1
3	81	Mertel Motorsport	DEU	Luca Ludwig	DEU	Steven Liquorish	GBR	Ferrari 488 Challenge Evo	PROAM	2	5	2	2:06.942	0.121	0.057	165.1
4	47	EST1 Racing	EST	Alex Reimann	EST			Porsche 992 GT3 Cup	AM	2	4	3	2:07.791	0.970	0.849	164.0
5	69	Kessel Racing	CHE	Alexandre Bochez	CHE	Mikaël Bochez	CHE	Ferrari 488 Challenge Evo	AM	3	10	9	2:08.677	1.856	0.886	162.8
6	52	Q1-trackracing	BEL	Xander Przybylak	BEL	Laurent Vandervelde	BEL	Porsche 992 GT3 Cup	AM	4	9	7	2:08.711	1.890	0.034	162.8
7	17	Rossocorsa Racing	ITA	Lorenzo Ferdinando Innocenti	ITA	Andrea Belicchi	ITA	Ferrari 488 Challenge Evo	PROAM	3	10	8	2:08.935	2.114	0.224	162.5
8	16	Volcano Motorsport	ESP	Evgenii Leonov	IND			Porsche 992 GT3 Cup	PROAM*	4	9	7	2:08.944	2.123	0.009	162.5
9	57	Q1-trackracing	BEL	Quentin Antonel	FRA	Nicolas Vandierendonck	BEL	Porsche 992 GT3 Cup	AM*	5	9	5	2:09.241	2.420	0.297	162.1
10	44	Eugenio Pisani / SP Racing	ITA	Eugenio Pisani	ITA	Stefano Zanini	MCO	Porsche 911 GT3 Cup gen 2	PROAM	5	8	4	2:09.591	2.770	0.350	161.7
11	21	Camil Perian / R01 Racing by Varu Nicu	ROU	Florin Tincescu	ROU			Porsche 911 GT3 Cup gen 2	AM	6	7	2	2:09.630	2.809	0.039	161.6
12	68	GDL Racing	SMR	Samuele Bosio	ITA			Porsche 992 GT3 Cup	AM	7	7	6	2:09.777	2.956	0.147	161.5
13	65	GDL Racing	SMR	Mario Cordoni	ITA			Porsche 992 GT3 Cup	AM	8	6	5	2:10.111	3.290	0.334	161.0
14	78	ZRS Motorsport	ITA	Davide Scannicchio	ITA	Fabio Babini	ITA	Porsche 992 GT3 Cup	PROAM	6	10	7	2:10.780	3.959	0.669	160.2
15	77	EST1 Racing	EST	Jori Ala-Jyrä	FIN	Indrek Jaaska	EST	Porsche 992 GT3 Cup	AM	9	10	7	2:10.884	4.063	0.104	160.1
16	67	GDL Racing	SMR	Gianluca De Lorenzi	ITA	Stefano Borghi	ITA	Porsche 992 GT3 Cup	AM	10	7	4	2:11.090	4.269	0.206	159.8
17	55	Q1-trackracing	BEL	Gustavo Condé	BRA	H. Mello	BRA	Porsche 992 GT3 Cup	AM	11	10	9	2:11.447	4.626	0.357	159.4
18	11	Eugenio Pisani / SP Racing	ITA	Fabio Fabiani	ITA	Stefano Zerbi	ITA	Porsche 911 GT3 Cup gen 2	AM	12	7	5	2:11.473	4.652	0.026	159.4
19	007	Street-Art Racing	BEL	Jayan Fazal-Karim	FRA	Julien Darras	FRA	Aston Martin Vantage AMR	TPH	1	7	4	2:12.031	5.210	0.558	158.7
20	14	Ghinzani Arco Motorsport	ITA	Maurizio Fondi	ITA	Laura Van den Hengel	NLD	Porsche 992 GT3 Cup	AM	13	10	8	2:14.513	7.692	2.482	155.8
21	70	GDL Racing	SMR	Roberto Bosio	ITA			Porsche 911 GT3 Cup gen 2	AM	14	8	2	2:14.718	7.897	0.205	155.5
22	99	Lionspeed GP	DEU	José García	ESP	Carlo Scholl	DEU	Porsche Cayman GT4 RS	TPH	2	8	4	2:14.916	8.095	0.198	155.3

*** PENALTIES**

- CAR 1007 TIME 2:14.022 DELETED TRACK LIMITS AT T 10
- CAR 19 TIME 2:07.900 DELETED TRACK LIMITS AT T 7
- CAR 99 TIME 2:14.708 DELETED TRACK LIMITS AT T 10
- CAR 65 TIME 2:10.662 DELETED TRACK LIMITS AT T 7
- CAR 17 TIME 2:09.092 DELETED TRACK LIMITS AT T 7
- CAR 78 TIME 2:12.446 DELETED TRACK LIMITS AT T 7 AND T 10
- CAR 55 TIME 2:13.899 DELETED TRACK LIMITS AT T 10
- CAR 69 TIME 2:10.211 DELETED TRACK LIMITS AT T 10
- CAR 21 TIME 2:09.162 DELETED TRACK LIMITS AT T 10
- CAR 65 TIME 2:09.276 DELETED TRACK LIMITS AT T 10

Published at:.....

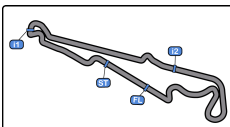
Track Temp: 42.2 °C Air Temp: 29.1 °C Humidity: 28 % Track Status: DRY

Stewards:

Timekeeper: Luis García

 JOB-1605-ESP/M





Paul Ricard
GT Cup Europe
Qualifying - 1 Driver - 1



Final Results

Paul Ricard 5.822 m.

- CAR 81 TIME 2:06.796 DELETED TRACK LIMITS AT T 10
- CAR 11 TIME 2:11.558 DELETED TRACK LIMITS AT T 10
- CAR 14 TIME 2:16.019 DELETED TRACK LIMITS AT T 7
- CAR 68 TIME 2:10.158 DELETED TRACK LIMITS AT T 7
- CAR 70 TIME 2:15.411 DELETED TRACK LIMITS AT T 7
- CAR 81 TIME 2:15.531 DELETED TRACK LIMITS AT T 7
- CAR 57 TIME 2:09.654 DELETED CUTTING T4
- CAR 67 TIME 2:11.419 DELETED TRACK LIMITS AT T 10
- CAR 78 TIME 2:11.746 DELETED TRACK LIMITS AT T 7 AND 10
- CAR 14 TIME 2:14.512 DELETED TRACK LIMITS AT T 7
- CAR 17 TIME 2:09.008 DELETED TRACK LIMITS AT T 7
- CAR 1007 TIME 2:12.583 DELETED TRACK LIMITS AT T 10
- CAR 78 TIME 2:11.150 DELETED TRACK LIMITS AT T 10
- CAR 70 TIME 2:14.829 DELETED TRACK LIMITS AT T 7
- CAR 57 TIME 2:09.155 DELETED TRACK LIMITS AT T 10

Published at:.....

Track Temp: **42.2 °C** Air Temp: **29.1 °C** Humidity: **28 %** Track Status: **DRY**

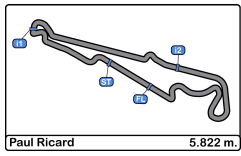
Stewards:

Timekeeper:

Luis Garcia

JOB-1605-ESP/M

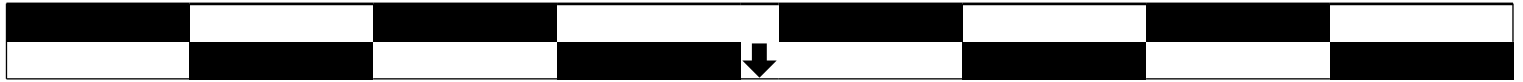




Paul Ricard
GT Cup Europe
Race - 1
Starting Grid



22	99	Lionspeed GP Carlo Scholl	2:14.916	.11.	2:14.718	GDL Racing Roberto Bosio	70	21
20	14	Ghinzani Arco Motorsport Maurizio Fondi	2:14.513	.10.	2:12.031	Street-Art Racing Julien Darras	007	19
18	11	Eugenio Pisani / SP Racing Fabio Fabiani	2:11.473	.9.	2:11.447	Q1-trackracing Gustavo Condé	55	17
16	67	GDL Racing Stefano Borghi	2:11.090	.8.	2:10.884	EST1 Racing Jori Ala-Jvrä	77	15
14	78	ZRS Motorsport Davide Scannicchio	2:10.780	.7.	2:10.111	GDL Racing Mario Cordoni	65	13
12	68	GDL Racing Samuele Bosio	2:09.777	.6.	2:09.630	Camil Perian / R01 Racing by Varu Nicu Florin Tincescu	21	11
10	44	Eugenio Pisani / SP Racing Stefano Zanini	2:09.591	.5.	2:09.241	Q1-trackracing Nicolas Vandierendonck	57	9
8	16	Volcano Motorsport Evaenii Leonov	2:08.944	.4.	2:08.935	Rosscorsa Racing Lorenzo Ferdinando Innocenti	17	7
6	52	Q1-trackracing Xander Przybylak	2:08.711	.3.	2:08.677	Kessel Racing Mikaël Bochez	69	5
4	47	EST1 Racing Alex Reimann	2:07.791	.2.	2:06.942	Mertel Motorsport Luca Ludwia	81	3
2	80	Mertel Motorsport Jorae Cabezas	2:06.885	.1.	2:06.821	Mertel Motorsport Fernando Navarrete	19	1



Pole

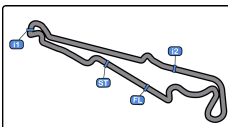
Published at:.....

Stewards:

Timekeeper:

Luis Garcia
 JOB-1605-ESP/M





Paul Ricard
GT Cup Europe
Race - 1



Provisional Results

Paul Ricard 5.822 m.

Cls	N°	Entrant/Team	Nat	Driver 1	Nat	Driver 2	Nat	Vehicle	Cat	Cl	Laps	Total Time	Gap	Interval	Km/h	Best	Time	Km/h
1	47	EST1 Racing	ITA	Alex Reimann	ITA			Porsche 992 GT3 Cup	AM	1	20	50:26.391			138.5	12	2:09.183	162.2
2	17	Rossocorsa Racing	ITA	<u>Lorenzo Innocenti</u>	ITA	Andrea Belicchi	ITA	Ferrari 488 Challenge Evo	PROAM	1	20	50:28.962	2.571	2.571	138.3	19	2:08.897	162.6
3	78	ZRS Motorsport	ITA	<u>Davide Scannicchio</u>	ITA	Fabio Babini	ITA	Porsche 992 GT3 Cup	PROAM	2	20	50:29.988	3.597	1.026	138.3	16	2:07.910	163.8
4	57	Q1-trackracing	BEL	Quentin Antonel	FRA	<u>Nicolas Vandierendonck</u>	BEL	Porsche 992 GT3 Cup	AM*	2	20	50:33.255	6.864	3.267	138.1	15	2:09.199	162.2
5	67*	GDL Racing	SMR	Gianluca De Lorenzi	ITA	<u>Stefano Borghi</u>	ITA	Porsche 992 GT3 Cup	AM	3	20	50:56.514	30.123	23.259	137.1	10	2:09.636	161.6
6	55	Q1-trackracing	BEL	<u>Gustavo Condé</u>	BRA	H. Mello	BRA	Porsche 992 GT3 Cup	AM	4	20	50:57.668	31.277	1.154	137.0	13	2:09.646	161.6
7	52*	Q1-trackracing	BEL	<u>Xander Przybylak</u>	BEL	Laurent Vandervelde	BEL	Porsche 992 GT3 Cup	AM	5	20	50:59.971	33.580	2.303	136.9	9	2:09.726	161.5
8	80	Mertel Motorsport	DEU	Iván Velasco	ESP	<u>Jorge Cabezas</u>	ESP	Ferrari 488 Challenge Evo	PROAM	3	20	51:01.355	34.964	1.384	136.9	6	2:09.485	161.8
9	21	Camil Perian / R01 Racing by Varu Nicu	ROU	Florin Tincescu	ROU			Porsche 911 GT3 Cup gen 2	AM	6	20	51:02.079	35.688	0.724	136.8	7	2:10.761	160.2
10	81	Mertel Motorsport	DEU	<u>Luca Ludwig</u>	DEU	Steven Liquorish	GBR	Ferrari 488 Challenge Evo	PROAM	4	20	51:09.566	43.175	7.487	136.5	9	2:09.387	161.9
11	16	Volcano Motorsport	ESP	Evgenii Leonov	MDA			Porsche 992 GT3 Cup	PROAM*	5	20	51:23.719	57.328	14.153	135.9	10	2:10.661	160.4
12	19	Mertel Motorsport	ITA	Stefano Bozzoni	ITA	<u>Fernando Navarrete</u>	ESP	Ferrari 488 Challenge Evo	AM	7	20	51:42.621	1:16.230	18.902	135.1	8	2:09.170	162.2
13	77	EST1 Racing	FIN	<u>Jori Ala-Jyrä</u>	FIN	Indrek Jaaska	EST	Porsche 992 GT3 Cup	AM	8	20	51:56.711	1:30.320	14.090	134.4	8	2:12.602	158.0
14	11*	Eugenio Pisani / SP Racing	ITA	<u>Fabio Fabiani</u>	ITA	Stefano Zerbi	ITA	Porsche 911 GT3 Cup gen 2	AM	9	20	52:13.752	1:47.361	17.041	133.7	7	2:13.196	157.3
15	69	Kessel Racing	CHE	Alexandre Bochez	CHE	<u>Mikaël Bochez</u>	CHE	Ferrari 488 Challenge Evo	AM	10	19	49:26.392	1 Lap	1 Lap	134.2	18	2:10.481	160.6
16	70	GDL Racing	SMR	Roberto Bosio	ITA			Porsche 911 GT3 Cup gen 2	AM	11	19	50:30.751	1 Lap	1:04.359	131.3	13	2:15.885	154.2
17	14	Ghinzani Arco Motorsport	ITA	<u>Maurizio Fondi</u>	ITA	Laura Van den Hengel	NLD	Porsche 992 GT3 Cup	AM	12	19	50:47.961	1 Lap	17.210	130.6	10	2:12.252	158.4
18	007	Street-Art Racing	BEL	Jayan Fazal-Karim	FRA	<u>Julien Darras</u>	FRA	Aston Martin Vantage AMR	TPH	1	19	51:04.873	1 Lap	16.912	129.9	7	2:16.820	153.1
19	99	Lionspeed GP	DEU	José García	ESP	<u>Carlo Scholl</u>	DEU	Porsche Cayman GT4 RS	TPH	2	19	51:46.893	1 Lap	42.020	128.1	6	2:17.320	152.6
20	44	Eugenio Pisani / SP Racing	ITA	Eugenio Pisani	ITA	<u>Stefano Zanini</u>	MCO	Porsche 911 GT3 Cup gen 2	PROAM	6	17	51:56.303	3 Laps	2 Laps	114.3	13	2:09.957	161.2

Not classified: (Requirements: 75% of number laps of leader = 15 Laps)

68	GDL Racing	SMR	Samuele Bosio	ITA			Porsche 992 GT3 Cup	AM	13									
65	GDL Racing	SMR	Mario Cordoni	ITA			Porsche 992 GT3 Cup	AM	14									

Fastest lap Scannicchio - Babini in 2:07.910 at 163.8 Km/h in lap 16

PROAM	78	ZRS Motorsport	ITA	Davide Scannicchio	ITA	Fabio Babini	ITA	Porsche 992 GT3 Cup	16	2:07.910	163.8
AM	19	Mertel Motorsport	DEU	Stefano Bozzoni	ITA	Fernando Navarrete	ESP	Ferrari 488 Challenge Evo	8	2:09.170	162.2
TPH	007	Street-Art Racing	BEL	Jayan Fazal-Karim	FRA	Julien Darras	FRA	Aston Martin Vantage AMR	7	2:16.820	153.1

*** PENALTIES**

CAR #67 - 5 SECONDS TIME PENALTY ADDED TO RACE TIME - TRACK LIMITS

CAR #52 - 5 SECONDS TIME PENALTY ADDED TO RACE TIME - LESS TIME HANDICAP

CAR #11 - 5 SECONDS TIME PENALTY ADDED TO RACE TIME - TRACK LIMITS

CAR #67 - 10 SECONDS TIME PENALTY ADDED TO RACE TIME - TRACK LIMITS

Published at:.....

Track Temp: **42.8 °C** Air Temp: **28.9 °C** Humidity: **40 %** Track Status: **DRY**

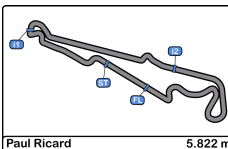
Race Director:

Timekeeper:

Luis Garcia

JOB-1605-ESP/M





Paul Ricard
GT Cup Europe
Race - 1
Provisional Results by Category



AM																			
Cls	N°	Entrant/Team	Nat	Driver 1	Nat	Driver 2	Nat	Vehicle	Cat	Cl	Laps	Total Time	Gap	Interval	Km/h	Best	Time	Km/h	
1	47	EST1 Racing	BEL	Alex Reimann	BEL			Porsche 992 GT3 Cup	AM	1	20	50:26.391			138.5	12	2:09.183	162.2	
2	57	Q1-trackracing	BEL	Quentin Antonel	FRA	Nicolas Vandierendonck	BEL	Porsche 992 GT3 Cup	AM*	2	20	50:33.255	6.864	6.864	138.1	15	2:09.199	162.2	
3	67*	GDL Racing	SMR	Gianluca De Lorenzi	ITA	Stefano Borghi	ITA	Porsche 992 GT3 Cup	AM	3	20	50:56.514	30.123	23.259	137.1	10	2:09.636	161.6	
4	55	Q1-trackracing	BEL	Gustavo Condé	BRA	H. Mello	BRA	Porsche 992 GT3 Cup	AM	4	20	50:57.668	31.277	1.154	137.0	13	2:09.646	161.6	
5	52*	Q1-trackracing	BEL	Xander Przybylak	BEL	Laurent Vandervelde	BEL	Porsche 992 GT3 Cup	AM	5	20	50:59.971	33.580	2.303	136.9	9	2:09.726	161.5	
6	21	Camil Perian / R01 Racing by Varu Nicu	ROU	Florin Tincescu	ROU			Porsche 911 GT3 Cup gen 2	AM	6	20	51:02.079	35.688	2.108	136.8	7	2:10.761	160.2	
7	19	Mertel Motorsport	DEU	Stefano Bozzoni	ITA	Fernando Navarrete	ESP	Ferrari 488 Challenge Evo	AM	7	20	51:42.621	1:16.230	40.542	135.1	8	2:09.170	162.2	
8	77	EST1 Racing	EST	Jori Ala-Jyrä	FIN	Indrek Jaaska	EST	Porsche 992 GT3 Cup	AM	8	20	51:56.711	1:30.320	14.090	134.4	8	2:12.602	158.0	
9	11*	Eugenio Pisani / SP Racing	ITA	Fabio Fabiani	ITA	Stefano Zerbi	ITA	Porsche 911 GT3 Cup gen 2	AM	9	20	52:13.752	1:47.361	17.041	133.7	7	2:13.196	157.3	
10	69	Kessel Racing	CHE	Alexandre Bochez	CHE	Mikaël Bochez	CHE	Ferrari 488 Challenge Evo	AM	10	19	49:26.392	1 Lap	1 Lap	134.2	18	2:10.481	160.6	
11	70	GDL Racing	SMR	Roberto Bosio	ITA			Porsche 911 GT3 Cup gen 2	AM	11	19	50:30.751	1 Lap	1:04.359	131.3	13	2:15.885	154.2	
12	14	Ghinzani Arco Motorsport	ITA	Maurizio Fondi	ITA	Laura Van den Hengel	NLD	Porsche 992 GT3 Cup	AM	12	19	50:47.961	1 Lap	17.210	130.6	10	2:12.252	158.4	
Not classified: (Requirements: 75% of number laps of leader = 15 Laps)																			
68	GDL Racing	SMR	Samuele Bosio	ITA				Porsche 992 GT3 Cup	AM	13									
65	GDL Racing	SMR	Mario Cordoni	ITA				Porsche 992 GT3 Cup	AM	14									

PROAM																		
Cls	N°	Entrant/Team	Nat	Driver 1	Nat	Driver 2	Nat	Vehicle	Cat	Cl	Laps	Total Time	Gap	Interval	Km/h	Best	Time	Km/h
1	17	Rosscorsa Racing	ITA	Lorenzo Innocenti	ITA	Andrea Belicchi	ITA	Ferrari 488 Challenge Evo	PROAM	1	20	50:28.962			138.3	19	2:08.897	162.6
2	78	ZRS Motorsport	ITA	Davide Scannicchio	ITA	Fabio Babini	ITA	Porsche 992 GT3 Cup	PROAM	2	20	50:29.988	1.026	1.026	138.3	16	2:07.910	163.8
3	80	Mertel Motorsport	DEU	Iván Velasco	ESP	Jorge Cabezas	ESP	Ferrari 488 Challenge Evo	PROAM	3	20	51:01.355	32.393	31.367	136.9	6	2:09.485	161.8
4	81	Mertel Motorsport	DEU	Luca Ludwig	GBR	Steven Liquorish	GBR	Ferrari 488 Challenge Evo	PROAM	4	20	51:09.566	40.604	8.211	136.5	9	2:09.387	161.9
5	16	Volcano Motorsport	ESP	Evgenii Leonov	IND			Porsche 992 GT3 Cup	PROAM*	5	20	51:23.719	54.757	14.153	135.9	10	2:10.661	160.4
6	44	Eugenio Pisani / SP Racing	ITA	Eugenio Pisani	ITA	Stefano Zanini	MCO	Porsche 911 GT3 Cup gen 2	PROAM	6	17	51:56.303	3 Laps	3 Laps	114.3	13	2:09.957	161.2

TPH																		
Cls	N°	Entrant/Team	Nat	Driver 1	Nat	Driver 2	Nat	Vehicle	Cat	Cl	Laps	Total Time	Gap	Interval	Km/h	Best	Time	Km/h
1	007	Street-Art Racing	BEL	Jayan Fazal-Karim	FRA	Julien Darras	FRA	Aston Martin Vantage AMR	TPH	1	19	51:04.873			129.9	7	2:16.820	153.1
2	99	Lionspeed GP	DEU	José García	ESP	Carlo Scholl	DEU	Porsche Cayman GT4 RS	TPH	2	19	51:46.893	42.020	42.020	128.1	6	2:17.320	152.6

Fastest lap Scannicchio - Babini in 2:07.910 at 163.8 Km/h in lap 16

*** PENALTIES**

CAR #67 - 5 SECONDS TIME PENALTY ADDED TO RACE TIME - TRACK LIMITS

Published at:.....

Track Temp: 42.8 °C Air Temp: 28.9 °C Humidity: 40 % Track Status: DRY

Race Director:

Timekeeper:

Luis Garcia

JOB-1605-ESP/M





Paul Ricard
GT Cup Europe
Race - 1



Paul Ricard 5.822 m.

Provisional Results by Category

CAR #52 - 5 SECONDS TIME PENALTY ADDED TO RACE TIME - LESS TIME HANDICAP

CAR #11 - 5 SECONDS TIME PENALTY ADDED TO RACE TIME - TRACK LIMITS

CAR #67 - 10 SECONDS TIME PENALTY ADDED TO RACE TIME - TRACK LIMITS

Published at:.....

Track Temp: **42.8 °C** Air Temp: **28.9 °C** Humidity: **40 %** Track Status: **DRY**

Race Director:

Timekeeper:

Luis Garcia

JOB-1605-ESP/M





Paul Ricard
GT Cup Europe
Race - 1
Provisional Results by Class



GT Open Cup Europe																		
Cls	N°	Entrant/Team	Nat	Driver 1	Nat	Driver 2	Nat	Vehicle	Cat	Cl	Laps	Total Time	Gap	Interval	Km/h	Best	Time	Km/h
1	47	EST1 Racing	ITA	Alex Reimann	ITA		ITA	Porsche 992 GT3 Cup	GT Cup	1	20	50:26.391			138.5	12	2:09.183	162.2
2	17	Rossocorsa Racing	ITA	<u>Lorenzo Innocenti</u>	ITA	Andrea Belicchi	ITA	Ferrari 488 Challenge Evo	GT Cup	2	20	50:28.962	2.571	2.571	138.3	19	2:08.897	162.6
3	78	ZRS Motorsport	ITA	<u>Davide Scannicchio</u>	ITA	Fabio Babini	ITA	Porsche 992 GT3 Cup	GT Cup	3	20	50:29.988	3.597	1.026	138.3	16	2:07.910	163.8
4	57	Q1-trackracing	BEL	Quentin Antonel	FRA	<u>Nicolas Vandierendonck</u>	BEL	Porsche 992 GT3 Cup	GT Cup*	4	20	50:33.255	6.864		138.1	15	2:09.199	162.2
5	67*	GDL Racing	SMR	Gianluca De Lorenzi	ITA	<u>Stefano Borghi</u>	ITA	Porsche 992 GT3 Cup	GT Cup	5	20	50:56.514	30.123	23.259	137.1	10	2:09.636	161.6
6	55	Q1-trackracing	BEL	<u>Gustavo Condé</u>	BRA	H. Mello	BRA	Porsche 992 GT3 Cup	GT Cup	6	20	50:57.668	31.277	1.154	137.0	13	2:09.646	161.6
7	52*	Q1-trackracing	BEL	<u>Xander Przybylak</u>	BEL	Laurent Vandervelde	BEL	Porsche 992 GT3 Cup	GT Cup	7	20	50:59.971	33.580	2.303	136.9	9	2:09.726	161.5
8	80	Mertel Motorsport	DEU	Iván Velasco	ESP	<u>Jorge Cabezas</u>	ESP	Ferrari 488 Challenge Evo	GT Cup	8	20	51:01.355	34.964	1.384	136.9	6	2:09.485	161.8
9	21	Camil Perian / R01 Racing by Varu Nicu	ROU	Florin Tinescu	ROU		ROU	Porsche 911 GT3 Cup gen 2	GT Cup	9	20	51:02.079	35.688	0.724	136.8	7	2:10.761	160.2
10	81	Mertel Motorsport	DEU	<u>Luca Ludwig</u>	DEU	Steven Liquorish	GBR	Ferrari 488 Challenge Evo	GT Cup	10	20	51:09.566	43.175	7.487	136.5	9	2:09.387	161.9
11	16	Volcano Motorsport	ESP	Evgenii Leonov	MDA		MDA	Porsche 992 GT3 Cup	GT Cup*	11	20	51:23.719	57.328	14.153	135.9	10	2:10.661	160.4
12	19	Mertel Motorsport	DEU	Stefano Bozzoni	ITA	<u>Fernando Navarrete</u>	ESP	Ferrari 488 Challenge Evo	GT Cup	12	20	51:42.621	1:16.230	18.902	135.1	8	2:09.170	162.2
13	77	EST1 Racing	EST	<u>Jori Ala-Jyrä</u>	FIN	Indrek Jaaska	EST	Porsche 992 GT3 Cup	GT Cup	13	20	51:56.711	1:30.320	14.090	134.4	8	2:12.602	158.0
14	11*	Eugenio Pisani / SP Racing	ITA	<u>Fabio Fabiani</u>	ITA	Stefano Zerbi	ITA	Porsche 911 GT3 Cup gen 2	GT Cup	14	20	52:13.752	1:47.361	17.041	133.7	7	2:13.196	157.3
15	69	Kessel Racing	CHE	Alexandre Bochez	CHE	<u>Mikaël Bochez</u>	CHE	Ferrari 488 Challenge Evo	GT Cup	15	19	49:26.392	1 Lap	1 Lap	134.2	18	2:10.481	160.6
16	70	GDL Racing	SMR	Roberto Bosio	ITA		ITA	Porsche 911 GT3 Cup gen 2	GT Cup	16	19	50:30.751	1 Lap	1:04.359	131.3	13	2:15.885	154.2
17	14	Ghinzani Arco Motorsport	ITA	<u>Maurizio Fondi</u>	ITA	Laura Van den Hengel	NLD	Porsche 992 GT3 Cup	GT Cup	17	19	50:47.961	1 Lap	17.210	130.6	10	2:12.252	158.4
18	44	Eugenio Pisani / SP Racing	ITA	Eugenio Pisani	ITA	<u>Stefano Zanini</u>	ITA	Porsche 911 GT3 Cup gen 2	GT Cup	18	17	51:56.303	3 Laps	2 Laps	114.3	13	2:09.957	161.2

Not classified: (Requirements: 75% of number laps of leader = 15 Laps)

68	GDL Racing	SMR	Samuele Bosio	ITA		ITA	Porsche 992 GT3 Cup	GT Cup	19									
65	GDL Racing	SMR	Mario Cordoni	ITA		ITA	Porsche 992 GT3 Cup	GT Cup	20									

GT Cup Trophy																		
Cls	N°	Entrant/Team	Nat	Driver 1	Nat	Driver 2	Nat	Vehicle	Cat	Cl	Laps	Total Time	Gap	Interval	Km/h	Best	Time	Km/h
1	007	Street-Art Racing	BEL	Jayan Fazal-Karim	FRA	<u>Julien Darras</u>	FRA	Aston Martin Vantage AMR	GT Cup	1	19	51:04.873			129.9	7	2:16.820	153.1
2	99	Lionspeed GP	DEU	José García	ESP	<u>Carlo Scholl</u>	DEU	Porsche Cayman GT4 RS	GT Cup	2	19	51:46.893	42.020	42.020	128.1	6	2:17.320	152.6

Fastest lap Scannicchio - Babini in 2:07.910 at 163.8 Km/h in lap 16

*** PENALTIES**

- CAR #67 - 5 SECONDS TIME PENALTY ADDED TO RACE TIME - TRACK LIMITS
- CAR #52 - 5 SECONDS TIME PENALTY ADDED TO RACE TIME - LESS TIME HANDICAP
- CAR #11 - 5 SECONDS TIME PENALTY ADDED TO RACE TIME - TRACK LIMITS
- CAR #67 - 10 SECONDS TIME PENALTY ADDED TO RACE TIME - TRACK LIMITS

Published at:.....

Track Temp: 42.8 °C Air Temp: 28.9 °C Humidity: 40 % Track Status: DRY

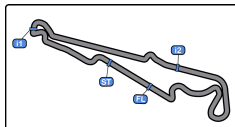
Race Director:

Timekeeper:

Luis Garcia

JOB-1605-ESP/M





Paul Ricard
GT Cup Europe
Race - 1

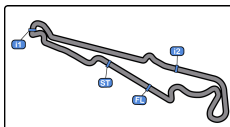


Paul Ricard 5.822 m

Provisional Classification by Driver Fastest Lap

Cl	N°	Entrant/Team	Nat	Vehicle	Driver	Nat	Cat	Cl	Laps	Best	Time	Gap	Interval	Km/h
1	78	ZRS Motorsport	ITA	Porsche 992 GT3 Cup	Fabio Babini	ITA	PROAM	1	13	9	2:07.910			163.8
2	17	Rosscorsa Racing	ITA	Ferrari 488 Challenge Evo	Andrea Belicchi	ITA	PROAM	2	12	11	2:08.897	0.987	0.987	162.6
3	19	Mertel Motorsport	DEU	Ferrari 488 Challenge Evo	Fernando Navarrete	ESP	AM	1	10	8	2:09.170	1.260	0.273	162.2
4	47	EST1 Racing	EST	Porsche 992 GT3 Cup	Alex Reimann	EST	AM	2	20	12	2:09.183	1.273	0.013	162.2
5	57	Q1-trackracing	BEL	Porsche 992 GT3 Cup	Quentin Antonel	FRA	AM*	3	12	7	2:09.199	1.289	0.016	162.2
6	81	Mertel Motorsport	DEU	Ferrari 488 Challenge Evo	Luca Ludwig	DEU	PROAM	3	10	9	2:09.387	1.477	0.188	161.9
7	80	Mertel Motorsport	DEU	Ferrari 488 Challenge Evo	Jorge Cabezas	ESP	PROAM	4	10	6	2:09.485	1.575	0.098	161.8
8	67	GDL Racing	SMR	Porsche 992 GT3 Cup	Gianluca De Lorenzi	ITA	AM	4	12	2	2:09.636	1.726	0.151	161.6
9	55	Q1-trackracing	BEL	Porsche 992 GT3 Cup	H. Mello	BRA	AM	5	12	5	2:09.646	1.736	0.010	161.6
10	52	Q1-trackracing	BEL	Porsche 992 GT3 Cup	Xander Przybylak	BEL	AM	6	10	9	2:09.726	1.816	0.080	161.5
11	80	Mertel Motorsport	DEU	Ferrari 488 Challenge Evo	Iván Velasco	ESP	PROAM	5	10	4	2:09.818	1.908	0.092	161.4
12	44	Eugenio Pisani / SP Racing	ITA	Porsche 911 GT3 Cup gen 2	Eugenio Pisani	ITA	PROAM	6	9	5	2:09.957	2.047	0.139	161.2
13	69	Kessel Racing	CHE	Ferrari 488 Challenge Evo	Alexandre Bochez	CHE	AM	7	11	10	2:10.481	2.571	0.524	160.6
14	16	Volcano Motorsport	ESP	Porsche 992 GT3 Cup	Evgenii Leonov	RUS	PROAM*	7	20	10	2:10.661	2.751	0.180	160.4
15	21	Camil Perian / R01 Racing by Varu Nicu	ROU	Porsche 911 GT3 Cup gen 2	Florin Tinescu	ROU	AM	8	20	7	2:10.761	2.851	0.100	160.2
16	17	Rosscorsa Racing	ITA	Ferrari 488 Challenge Evo	Lorenzo Innocenti	ITA	PROAM	8	8	6	2:10.972	3.062	0.211	160.0
17	52	Q1-trackracing	BEL	Porsche 992 GT3 Cup	Laurent Vandervelde	BEL	AM	9	10	8	2:11.059	3.149	0.087	159.9
18	57	Q1-trackracing	BEL	Porsche 992 GT3 Cup	Nicolas Vandierendo	BEL	AM*	10	8	7	2:11.120	3.210	0.061	159.8
19	69	Kessel Racing	CHE	Ferrari 488 Challenge Evo	Mikaël Bochez	CHE	AM	11	8	6	2:11.238	3.328	0.118	159.7
20	44	Eugenio Pisani / SP Racing	ITA	Porsche 911 GT3 Cup gen 2	Stefano Zanini	MCO	PROAM	9	8	7	2:11.451	3.541	0.213	159.4
21	81	Mertel Motorsport	DEU	Ferrari 488 Challenge Evo	Steven Liquorish	GBR	PROAM	10	10	5	2:11.940	4.030	0.489	158.8
22	14	Ghinzani Arco Motorsport	ITA	Porsche 992 GT3 Cup	Laura Van den Heng	NLD	AM	12	12	3	2:12.252	4.342	0.312	158.4
23	67	GDL Racing	SMR	Porsche 992 GT3 Cup	Stefano Borghi	ITA	AM	13	8	7	2:12.594	4.684	0.342	158.0
24	77	EST1 Racing	EST	Porsche 992 GT3 Cup	Jori Ala-Jyrä	FIN	AM	14	10	8	2:12.602	4.692	0.008	158.0
25	55	Q1-trackracing	BEL	Porsche 992 GT3 Cup	Gustavo Condé	BRA	AM	15	8	6	2:13.141	5.231	0.539	157.4
26	11	Eugenio Pisani / SP Racing	ITA	Porsche 911 GT3 Cup gen 2	Fabio Fabiani	ITA	AM	16	10	7	2:13.196	5.286	0.055	157.3
27	19	Mertel Motorsport	DEU	Ferrari 488 Challenge Evo	Stefano Bozzoni	ITA	AM	17	10	9	2:13.982	6.072	0.786	156.4
28	78	ZRS Motorsport	ITA	Porsche 992 GT3 Cup	Davide Scannicchio	ITA	PROAM	11	7	6	2:14.011	6.101	0.029	156.3
29	77	EST1 Racing	EST	Porsche 992 GT3 Cup	Indrek Jaaska	EST	AM	18	10	4	2:14.340	6.430	0.329	156.0
30	11	Eugenio Pisani / SP Racing	ITA	Porsche 911 GT3 Cup gen 2	Stefano Zerbi	ITA	AM	19	10	3	2:14.888	6.978	0.548	155.3
31	70	GDL Racing	SMR	Porsche 911 GT3 Cup gen 2	Roberto Bosio	ITA	AM	20	19	13	2:15.885	7.975	0.997	154.2
32	007	Street-Art Racing	BEL	Aston Martin Vantage AMR	Julien Darras	FRA	TPH	1	8	7	2:16.820	8.910	0.935	153.1
33	99	Lionspeed GP	DEU	Porsche Cayman GT4 RS	Carlo Scholl	DEU	TPH	2	10	6	2:17.320	9.410	0.500	152.6
34	14	Ghinzani Arco Motorsport	ITA	Porsche 992 GT3 Cup	Maurizio Fondi	ITA	AM	21	7	6	2:17.775	9.865	0.455	152.1
35	007	Street-Art Racing	BEL	Aston Martin Vantage AMR	Jayan Fazal-Karim	FRA	TPH	3	11	5	2:18.885	10.975	1.110	150.9
36	99	Lionspeed GP	DEU	Porsche Cayman GT4 RS	José García	ESP	TPH	4	9	2	2:23.403	15.493	4.518	146.1





Paul Ricard
GT Cup Europe
Race - 1

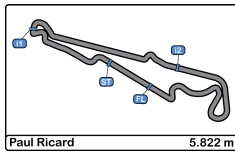
Distance and Speed Average

Paul Ricard 5.822 m.



Cls	N°	Entrant/Team	Nat	Driver 1	Nat	Driver 2	Nat	Vehicle	Cat	Cls	Laps	Distance	Total Time	Km/h
1	47	EST1 Racing	EST	Alex Reimann	EST			Porsche 992 GT3 Cup	AM	1	20	116.44	50:26.391	138.5
2	17	Rossocorsa Racing	ITA	<u>Lorenzo Innocenti</u>	ITA	Andrea Belicchi	ITA	Ferrari 488 Challenge Evo	PROAM	1	20	116.44	50:28.962	138.3
3	78	ZRS Motorsport	ITA	<u>Daive Scannicchio</u>	ITA	Fabio Babini	ITA	Porsche 992 GT3 Cup	PROAM	2	20	116.44	50:29.988	138.3
4	57	Q1-trackracing	BEL	Quentin Antonel	FRA	<u>Nicolas Vandierendonck</u>	BEL	Porsche 992 GT3 Cup	AM*	2	20	116.44	50:33.255	138.1
5	67	GDL Racing	SMR	Gianluca De Lorenzi	ITA	<u>Stefano Borghi</u>	ITA	Porsche 992 GT3 Cup	AM	3	20	116.44	50:56.514	137.1
6	55	Q1-trackracing	BEL	<u>Gustavo Condé</u>	BRA	H. Mello	BRA	Porsche 992 GT3 Cup	AM	4	20	116.44	50:57.668	137.0
7	52	Q1-trackracing	BEL	<u>Xander Przybylak</u>	BEL	Laurent Vandervelde	BEL	Porsche 992 GT3 Cup	AM	5	20	116.44	50:59.971	136.9
8	80	Mertel Motorsport	DEU	Iván Velasco	ESP	<u>Jorge Cabezas</u>	ESP	Ferrari 488 Challenge Evo	PROAM	3	20	116.44	51:01.355	136.9
9	21	Camil Perian / R01 Racing by Varu Nicu	ROU	Florin Tincescu	ROU			Porsche 911 GT3 Cup gen 2	AM	6	20	116.44	51:02.079	136.8
10	81	Mertel Motorsport	DEU	<u>Luca Ludwig</u>	DEU	Steven Liquorish	GBR	Ferrari 488 Challenge Evo	PROAM	4	20	116.44	51:09.566	136.5
11	16	Volcano Motorsport	ESP	Evgenii Leonov	IND			Porsche 992 GT3 Cup	PROAM*	5	20	116.44	51:23.719	135.9
12	19	Mertel Motorsport	DEU	Stefano Bozzoni	ITA	<u>Fernando Navarrete</u>	ESP	Ferrari 488 Challenge Evo	AM	7	20	116.44	51:42.621	135.1
13	77	EST1 Racing	EST	<u>Jori Ala-Jyrä</u>	FIN	Indrek Jaaska	EST	Porsche 992 GT3 Cup	AM	8	20	116.44	51:56.711	134.4
14	11	Eugenio Pisani / SP Racing	ITA	<u>Fabio Fabiani</u>	ITA	Stefano Zerbi	ITA	Porsche 911 GT3 Cup gen 2	AM	9	20	116.44	52:13.752	133.7
15	69	Kessel Racing	CHE	Alexandre Bochez	CHE	<u>Mikaël Bochez</u>	CHE	Ferrari 488 Challenge Evo	AM	10	19	110.61	49:26.392	134.2
16	70	GDL Racing	SMR	Roberto Bosio	ITA			Porsche 911 GT3 Cup gen 2	AM	11	19	110.61	50:30.751	131.3
17	14	Ghinzani Arco Motorsport	ITA	<u>Maurizio Fondi</u>	ITA	Laura Van den Hengel	NLD	Porsche 992 GT3 Cup	AM	12	19	110.61	50:47.961	130.6
18	007	Street-Art Racing	BEL	Jayan Fazal-Karim	FRA	<u>Julien Darras</u>	FRA	Aston Martin Vantage AMR	TPH	1	19	110.61	51:04.873	129.9
19	99	Lionspeed GP	DEU	José García	ESP	<u>Carlo Scholl</u>	DEU	Porsche Cayman GT4 RS	TPH	2	19	110.61	51:46.893	128.1
20	44	Eugenio Pisani / SP Racing	ITA	Eugenio Pisani	ITA	<u>Stefano Zanini</u>	MCO	Porsche 911 GT3 Cup gen 2	PROAM	6	17	98.97	51:56.303	114.3
Not classified: (Requirements: 75% of number laps of leader = 15 Laps)														
	68	GDL Racing	SMR	Samuele Bosio	ITA			Porsche 992 GT3 Cup	AM	13				
	65	GDL Racing	SMR	Mario Cordoni	ITA			Porsche 992 GT3 Cup	AM	14				





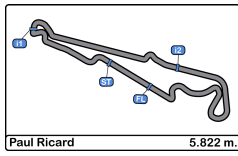
Paul Ricard
GT Cup Europe
Race - 1
Lap Analysis



11							16									
AM			Eugenio Pisani / SP Racing				PROAM*			Volcano Motorsport						
Lap	D	Time	Sector 1	Sector 2	Sector 3	T. Spd	Elapsed	Lap	D	Time	Sector 1	Sector 2	Sector 3	T. Spd	Elapsed	
1	1	3:03.044	45.985	46.054	1:31.005	167.4	3:03.044	1	3:01.159	P	47.414	51.972	1:21.773	197.8	3:01.159	
2	1	4:06.686	1:21.139	1:03.728	1:41.819	37.9	7:09.730	2	4:15.192		1:55.837	42.368	1:36.987	126.6	7:16.351	
3	1	3:56.882	1:14.985	1:05.572	1:36.325	79.5	11:06.612	3	3:57.886		1:16.320	1:05.205	1:36.361	63.4	11:14.237	
4	1	3:30.961	1:08.275	59.945	1:22.741	127.6	14:37.573	4	3:27.106		1:07.077	1:04.256	1:15.773	74.6	14:41.343	
5	1	2:15.444	37.371	40.475	57.598	243.2	16:53.017	5	2:14.276		37.740	39.822	56.714	242.1	16:55.619	
6	1	2:14.006	36.956	40.030	57.020	243.2	19:07.023	6	2:12.260		35.943	39.664	56.653	243.2	19:07.879	
7	1	2:13.196	36.498	39.987	56.711	243.2	21:20.219	7	2:13.104		36.621	40.252	56.231	244.3	21:20.983	
8	1	2:14.382	36.523	40.451	57.408	243.2	23:34.601	8	2:18.299	P	36.228	39.727	1:02.344	243.7	23:39.282	
9	1	2:13.910	36.519	40.038	57.353	242.6	25:48.511	9	3:39.370		2:04.742	38.835	55.793	135.6	27:18.652	
10	1	2:21.916	P	36.849	39.933	1:05.134	242.1	28:10.427	10	2:10.661		35.863	39.098	55.700	241.0	29:29.313
11	2	3:35.366	1:55.778	40.608	58.980	134.8	31:45.793	11	2:11.853		36.389	39.201	56.263	241.6	31:41.166	
12	2	2:16.132	37.504	40.006	58.622	243.2	34:01.925	12	2:12.129		35.518	39.328	57.283	241.0	33:53.295	
13	2	2:14.888	37.008	39.972	57.908	243.2	36:16.813	13	2:11.470		35.864	39.365	56.241	242.6	36:04.765	
14	2	2:16.238	37.004	40.502	58.732	243.7	38:33.051	14	2:11.010		35.645	39.088	56.277	242.6	38:15.775	
15	2	2:16.465	37.527	40.776	58.162	242.6	40:49.516	15	2:10.972		35.944	39.305	55.723	243.2	40:26.747	
16	2	2:16.501	38.137	39.956	58.408	242.6	43:06.017	16	2:11.232		36.274	39.202	55.756	242.6	42:37.979	
17	2	2:14.961	37.059	40.094	57.808	243.2	45:20.978	17	2:11.156		35.593	39.370	56.193	242.6	44:49.135	
18	2	2:15.773	37.176	39.963	58.634	243.2	47:36.751	18	2:11.208		35.589	39.383	56.236	243.2	47:00.343	
19	2	2:16.483	37.037	40.873	58.573	244.3	49:53.234	19	2:11.673		36.062	39.132	56.479	243.2	49:12.016	
20	2	2:15.518	37.014	39.853	58.651	244.3	52:08.752	20	2:11.703		35.677	39.475	56.551	243.2	51:23.719	

14							17									
AM			Ghinzani Arco Motorsport				PROAM			Rossocorsa Racing						
Lap	D	Time	Sector 1	Sector 2	Sector 3	T. Spd	Elapsed	Lap	D	Time	Sector 1	Sector 2	Sector 3	T. Spd	Elapsed	
1	1	3:05.019	47.662	46.048	1:31.309	168.2	3:05.019	1	2:57.751		42.423	43.986	1:31.342	218.6	2:57.751	
2	1	4:06.820	1:21.250	1:03.477	1:42.093	42.6	7:11.839	2	4:05.935		1:21.472	1:03.792	1:40.671	46.3	7:03.686	
3	1	3:57.387	1:15.044	1:06.440	1:35.903	75.3	11:09.226	3	3:56.656		1:15.280	1:04.880	1:36.496	58.6	11:00.342	
4	1	3:29.920	1:07.765	1:03.187	1:18.968	93.3	14:39.146	4	3:33.204		1:08.262	1:00.371	1:24.571	63.9	14:33.546	
5	1	2:18.080	38.201	41.287	58.592	235.2	16:57.226	5	2:12.032		36.622	39.067	56.343	243.7	16:45.578	
6	1	2:17.775	37.447	40.773	59.555	237.3	19:15.001	6	2:10.972		36.210	39.064	55.698	244.3	18:56.550	
7	1	2:25.016	P	37.402	40.916	1:06.698	238.9	21:40.017	7	2:11.756		35.832	39.152	56.772	244.3	21:08.306
8	2	3:45.771	2:06.663	41.836	57.272	124.1	25:25.788	8	2:18.877	P	36.531	38.887	1:03.459	246.0	23:27.183	
9	2	2:14.658	36.805	40.244	57.609	238.4	27:40.446	9	3:15.815		1:41.392	38.963	55.460	147.3	26:42.998	
10	2	2:12.252	36.512	39.694	56.046	240.0	29:52.698	10	2:09.820		35.565	38.496	55.759	240.5	28:52.818	
11	2	2:14.596	36.337	40.353	57.906	241.0	32:07.294	11	2:11.152		35.880	38.855	56.417	242.1	31:03.970	
12	2	2:14.222	37.630	40.359	56.233	243.2	34:21.516	12	2:09.502		35.360	38.513	55.629	241.0	33:13.472	
13	2	2:12.830	36.918	39.970	55.942	240.5	36:34.346	13	2:09.541		35.344	38.610	55.587	240.5	35:23.013	
14	2	2:49.277	36.222	39.460	1:33.595	241.6	39:23.623	14	2:09.469		35.300	38.578	55.591	241.0	37:32.482	
15	2	2:13.376	36.856	39.645	56.875	239.4	41:36.999	15	2:09.659		35.327	38.645	55.687	241.0	39:42.141	
16	2	2:13.068	36.449	40.196	56.423	240.0	43:50.067	16	2:09.629		35.208	38.834	55.587	241.0	41:51.770	
17	2	2:28.602	36.342	39.259	1:13.001	240.0	46:18.669	17	2:09.213		35.105	38.517	55.591	242.1	44:00.983	
18	2	2:15.369	37.466	41.008	56.895	233.7	48:34.038	18	2:09.299		35.148	38.372	55.779	246.5	46:10.282	
19	2	2:13.923	36.435	40.176	57.312	241.6	50:47.961	19	2:08.897		35.137	38.402	55.358	242.6	48:19.179	
								20	2:09.783		35.404	38.731	55.648	241.0	50:28.962	





Paul Ricard
GT Cup Europe
Race - 1
Lap Analysis



19							44																																			
Stefano Bozzoni							Eugenio Pisani																																			
Ferrari 488 Challenge Evo							Porsche 911 GT3 Cup gen 2																																			
AM							AM																																			
Fernando Navarrete							Eugenio Pisani / SP Racing																																			
Mertel Motorsport							Stefano Zanini																																			
PROAM							Eugenio Pisani / SP Racing																																			
Lap	D	Time	Sector 1	Sector 2	Sector 3	T. Spd	Elapsed	Lap	D	Time	Sector 1	Sector 2	Sector 3	T. Spd	Elapsed																											
1	2	2:52.424	38.800	41.992	1:31.632	231.2	2:52.424	1	2	2:55.430	41.087	43.812	1:30.531	229.2	2:55.430																											
2	2	4:04.697	1:20.925	1:04.714	1:39.058	57.0	6:57.121	2	2	4:05.600	1:21.406	1:03.825	1:40.369	51.3	7:01.030																											
3	2	3:56.192	1:15.885	1:06.374	1:33.933	63.9	10:53.313	3	2	3:56.140	1:15.330	1:05.657	1:35.153	57.9	10:57.170																											
4	2	3:34.699	1:09.515	1:01.053	1:24.131	70.2	14:28.012	4	2	3:34.117	1:08.677	1:01.192	1:24.248	65.0	14:31.287																											
5	2	2:09.852	35.732	38.539	55.581	244.3	16:37.864	5	2	2:11.655	36.523	39.239	55.893	245.4	16:42.942																											
6	2	2:09.893	35.727	38.481	55.685	245.4	18:47.757	6	2	2:11.473	36.086	39.182	56.205	247.1	18:54.415																											
7	2	2:09.459	35.528	38.532	55.399	244.3	20:57.216	7	2	2:11.451	36.171	39.161	56.119	246.0	21:05.866																											
8	2	2:09.170	35.225	38.541	55.404	244.8	23:06.386	8	2	2:18.492 P	36.068	39.389	1:03.035	245.4	23:24.358																											
9	2	2:09.627	35.556	38.543	55.528	244.3	25:16.013	9	1	3:36.522	2:01.485	38.980	56.057	149.1	27:00.880																											
10	2	2:15.897 P	35.478	38.602	1:01.817	244.3	27:31.910	10	1	2:10.185	35.335	38.509	56.341	246.0	29:11.065																											
11	1	3:35.256	1:54.397	41.037	59.822	150.4	31:07.166	11	1	2:11.899	36.971	38.867	56.061	240.5	31:22.964																											
12	1	2:17.082	38.714	40.054	58.314	239.4	33:24.248	12	1	2:10.366	35.658	38.815	55.893	246.0	33:33.330																											
13	1	2:17.354	37.111	41.629	58.614	243.2	35:41.602	13	1	2:09.957	35.555	38.689	55.713	246.5	35:43.287																											
14	1	2:15.168	37.358	39.967	57.843	244.3	37:56.770	14	1	2:11.896	35.931	39.456	56.509	246.0	37:55.183																											
15	1	2:14.452	36.881	40.516	57.055	245.4	40:11.222	15	1	2:12.151	35.860	38.893	57.398	244.3	40:07.334																											
16	1	2:18.341	38.717	41.940	57.684	247.1	42:29.563	16	1	5:18.961 P	1:25.457	1:51.628	2:01.876	244.3	45:26.295																											
17	1	2:28.447	37.319	41.544	1:09.584	246.5	44:58.010	17	1	6:30.008 P	2:19.349	2:47.084	1:23.575	147.5	51:56.303																											
18	1	2:14.164	37.336	39.563	57.265	244.3	47:12.174	47							Alex Reimann							Porsche 992 GT3 Cup																				
19	1	2:13.982	37.240	39.608	57.134	244.3	49:26.156																						AM							EST1 Racing						
20	1	2:16.465	37.390	40.268	58.807	245.4	51:42.621																						Lap							D						

21							47								
Florin Tincescu							Alex Reimann								
Porsche 911 GT3 Cup gen 2							Porsche 992 GT3 Cup								
AM							AM								
Camil Perian / R01 Racing by Varu							EST1 Racing								
Lap	D	Time	Sector 1	Sector 2	Sector 3	T. Spd	Elapsed	Lap	D	Time	Sector 1	Sector 2	Sector 3	T. Spd	Elapsed
1		2:59.401	43.097	45.161	1:31.143	225.4	2:59.401	1		2:54.618	41.036	42.913	1:30.669	224.0	2:54.618
2		4:06.142	1:21.305	1:04.092	1:40.745	39.4	7:05.543	2		4:05.238	1:21.632	1:03.597	1:40.009	53.6	6:59.856
3		3:56.927	1:14.965	1:06.876	1:35.086	60.2	11:02.470	3		3:56.155	1:15.796	1:05.688	1:34.671	58.6	10:56.011
4		3:32.322	1:08.243	59.633	1:24.446	74.1	14:34.792	4		3:34.723	1:09.127	1:01.058	1:24.538	66.5	14:30.734
5		2:12.088	36.680	39.036	56.372	242.6	16:46.880	5		2:10.740	36.122	38.890	55.728	241.0	16:41.474
6		2:11.969	36.441	39.304	56.224	243.7	18:58.849	6		2:10.185	35.702	38.954	55.529	243.2	18:51.659
7		2:10.761	35.783	38.969	56.009	243.7	21:09.610	7		2:10.194	35.709	38.960	55.525	242.6	21:01.853
8		2:12.360	36.165	39.387	56.808	244.8	23:21.970	8		2:10.240	35.640	39.271	55.329	242.6	23:12.093
9		2:18.440 P	35.964	38.743	1:03.733	242.6	25:40.410	9		2:17.613 P	35.879	39.235	1:02.499	242.6	25:29.706
10		3:11.558	1:36.580	38.822	56.156	148.9	28:51.968	10		3:15.694	1:41.433	39.038	55.223	145.7	28:45.400
11		2:13.507	35.790	40.007	57.710	242.6	31:05.475	11		2:10.337	35.687	39.195	55.455	241.6	30:55.737
12		2:11.966	35.932	39.038	56.996	243.7	33:17.441	12		2:09.183	35.396	38.725	55.062	241.0	33:04.920
13		2:11.192	36.242	38.701	56.249	242.6	35:28.633	13		2:09.414	35.587	38.769	55.058	242.1	35:14.334
14		2:11.407	35.451	38.651	57.305	242.6	37:40.040	14		2:09.362	35.414	38.531	55.417	242.6	37:23.696
15		2:12.021	35.734	38.990	57.297	243.7	39:52.061	15		2:10.485	35.592	39.169	55.724	242.6	39:34.181
16		2:11.777	35.788	39.457	56.532	244.3	42:03.838	16		2:10.134	35.604	38.879	55.651	242.1	41:44.315
17		2:12.286	35.611	40.034	56.641	244.8	44:16.124	17		2:10.946	35.522	39.742	55.682	243.7	43:55.261
18		2:11.472	35.845	39.024	56.603	244.3	46:27.596	18		2:10.481	35.724	38.928	55.829	243.7	46:05.742
19		2:11.550	35.966	38.964	56.620	243.7	48:39.146	19		2:09.844	35.736	38.947	55.161	242.6	48:15.586
20		2:22.933	35.997	38.882	1:08.054	244.8	51:02.079	20		2:10.805	36.006	39.087	55.712	244.8	50:26.391





Paul Ricard
GT Cup Europe
Race - 1
Lap Analysis

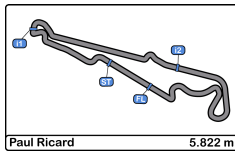


52 Xander Przybylak Porsche 992 GT3 Cup							57 Quentin Antonel Porsche 992 GT3 Cup								
AM			Laurent Vandervelde Q1-trackracing				AM*			Nicolas Vandierendonck Q1-trackracing					
Lap	D	Time	Sector 1	Sector 2	Sector 3	T. Spd	Elapsed	Lap	D	Time	Sector 1	Sector 2	Sector 3	T. Spd	Elapsed
1	1	2:58.478	42.656	45.061	1:30.761	225.4	2:58.478	1	2	2:56.851	41.903	43.945	1:31.003	220.4	2:56.851
2	1	4:06.074	1:21.403	1:04.470	1:40.201	44.2	7:04.552	2	2	4:05.859	1:21.382	1:03.881	1:40.596	46.3	7:02.710
3	1	3:56.905	1:15.035	1:06.704	1:35.166	56.4	11:01.457	3	2	3:56.699	1:15.348	1:05.384	1:35.967	59.7	10:59.409
4	1	3:32.550	1:08.333	59.961	1:24.256	80.1	14:34.007	4	2	3:33.067	1:08.535	1:00.329	1:24.203	59.4	14:32.476
5	1	2:12.440	36.634	39.456	56.350	238.4	16:46.447	5	2	2:14.134	37.061	40.301	56.772	230.7	16:46.610
6	1	2:10.480	35.847	39.035	55.598	242.1	18:56.927	6	2	2:11.196	36.213	39.235	55.748	236.8	18:57.806
7	1	2:10.715	35.725	39.199	55.791	241.6	21:07.642	7	2	2:11.120	35.802	39.447	55.871	242.6	21:08.926
8	1	2:11.021	36.049	39.240	55.732	242.6	23:18.663	8	2	2:19.153 P	36.419	39.282	1:03.452	243.2	23:28.079
9	1	2:09.726	35.526	38.997	55.203	240.0	25:28.389	9	1	3:15.804	1:40.857	39.253	55.694	144.5	26:43.883
10	1	2:16.430 P	35.998	38.987	1:01.445	241.6	27:44.819	10	1	2:09.756	35.908	38.718	55.130	241.0	28:53.639
11	2	3:22.501	1:46.014	39.619	56.868	147.1	31:07.320	11	1	2:11.430	36.116	38.789	56.525	241.6	31:05.069
12	2	2:12.714	36.940	39.124	56.650	238.9	33:20.034	12	1	2:09.575	35.675	38.628	55.272	241.0	33:14.644
13	2	2:13.102	36.746	39.592	56.764	243.2	35:33.136	13	1	2:09.803	35.820	38.668	55.315	241.6	35:24.447
14	2	2:12.436	36.141	39.319	56.976	241.0	37:45.572	14	1	2:09.619	35.811	38.561	55.247	242.1	37:34.066
15	2	2:11.327	35.590	39.357	56.380	238.4	39:56.899	15	1	2:09.199	35.510	38.585	55.104	242.6	39:43.265
16	2	2:12.204	35.889	39.469	56.846	241.0	42:09.103	16	1	2:10.311	35.846	39.610	54.855	243.2	41:53.576
17	2	2:11.699	35.833	39.319	56.547	242.6	44:20.802	17	1	2:09.898	35.445	38.862	55.591	242.6	44:03.474
18	2	2:11.059	35.677	39.283	56.099	241.6	46:31.861	18	1	2:10.901	35.910	39.360	55.631	241.6	46:14.375
19	2	2:11.219	35.892	39.273	56.054	241.0	48:43.080	19	1	2:09.299	35.447	38.628	55.224	243.2	48:23.674
20	2	2:11.891	35.970	39.215	56.706	243.2	50:54.971	20	1	2:09.581	35.617	38.641	55.323	243.7	50:33.255

55 Gustavo Condé Porsche 992 GT3 Cup							65 Mario Cordoni Porsche 992 GT3 Cup								
AM			H. Mello Q1-trackracing				AM			GDL Racing					
Lap	D	Time	Sector 1	Sector 2	Sector 3	T. Spd	Elapsed	Lap	D	Time	Sector 1	Sector 2	Sector 3	T. Spd	Elapsed
1	1	3:02.035	45.312	45.925	1:30.798	179.7	3:02.035	1	1	3:01.159	44.174		3:01.159	187.8	3:01.159
2	1	4:06.662	1:21.591	1:03.308	1:41.763	42.1	7:08.697	2	1	4:06.534	1:21.286	1:03.581	1:41.667	37.1	7:07.693
3	1	3:56.998	1:15.533	1:05.617	1:35.848	72.8	11:05.695	3	1	3:57.081	1:15.139	1:05.983	1:35.959	68.0	11:04.774
4	1	3:30.461	1:08.540	59.780	1:22.141	119.2	14:36.156	4	1	3:30.447	1:08.145	59.548	1:22.754	109.3	14:35.221
5	1	2:13.855	36.886	40.045	56.924	242.1	16:50.011	5	1	2:13.631	36.847	40.102	56.682	241.0	16:48.852
6	1	2:13.141	37.058	39.538	56.545	243.2	19:03.152	6	1	2:12.746	36.564	39.822	56.360	241.6	19:01.598
7	1	2:13.312	36.490	39.779	57.043	242.6	21:16.464	7	1	2:12.594	36.518	39.606	56.470	240.5	21:14.192
8	1	2:21.041 P	36.914	39.847	1:04.280	242.1	23:37.505	8	1	2:21.465 P	36.915	39.943	1:04.607	240.5	23:35.657
9	2	3:21.038	1:45.568	39.275	56.195	131.2	26:58.543	9	1	3:12.057	1:37.967	38.758	55.332	146.7	26:47.714
10	2	2:11.958	36.341	38.821	56.796	244.8	29:10.501	10	1	2:09.636	35.381	38.648	55.607	242.1	28:57.350
11	2	2:11.300	36.651	38.792	55.857	240.5	31:21.801	11	1	2:11.128	35.818	39.424	55.886	242.6	31:08.478
12	2	2:10.632	35.720	38.770	56.142	242.6	33:32.433	12	1	2:11.708	36.335	38.855	56.518	243.2	33:20.186
13	2	2:09.646	35.553	38.578	55.515	243.2	35:42.079	13	1	2:10.668	36.161	38.679	55.828	243.7	35:30.854
14	2	2:13.721	37.606	39.421	56.694	245.4	37:55.800	14	1	2:10.160	35.878	38.547	55.735	225.4	37:41.014
15	2	2:10.133	35.674	38.887	55.572	244.8	40:05.933	15	1	2:10.228	35.564	38.659	56.005	243.7	39:51.242
16	2	2:10.121	35.612	38.834	55.675	243.2	42:16.054	16	1	2:10.263	35.642	38.743	55.878	242.6	42:01.505
17	2	2:11.240	35.888	39.433	55.919	245.4	44:27.294	17	1	2:09.869	35.278	38.857	55.734	242.6	44:11.374
18	2	2:10.508	35.674	39.105	55.729	244.8	46:37.802	18	1	2:10.465	35.548	38.771	56.146	242.6	46:21.839
19	2	2:10.031	35.615	39.114	55.302	244.8	48:47.833	19	1	2:09.968	35.802	38.683	55.483	242.6	48:31.807
20	2	2:09.835	35.416	38.832	55.587	246.5	50:57.668	20	1	2:09.707	35.216	38.897	55.594	242.6	50:41.514

68 Samuele Bosio Porsche 992 GT3 Cup							
AM			GDL Racing				
Lap	D	Time	Sector 1	Sector 2	Sector 3	T. Spd	Elapsed
1	1	3:01.159	44.174		3:01.159	187.8	3:01.159
2	1	4:06.534	1:21.286	1:03.581	1:41.667	37.1	7:07.693
3	1	3:57.081	1:15.139	1:05.983	1:35.959	68.0	11:04.774
4	1	3:30.447	1:08.145	59.548	1:22.754	109.3	14:35.221
5	1	2:13.631	36.847	40.102	56.682	241.0	16:48.852
6	1	2:12.746	36.564	39.822	56.360	241.6	19:01.598
7	1	2:12.594	36.518	39.606	56.470	240.5	21:14.192
8	1	2:21.465 P	36.915	39.943	1:04.607	240.5	23:35.657
9	1	3:12.057	1:37.967	38.758	55.332	146.7	26:47.714
10	1	2:09.636	35.381	38.648	55.607	242.1	28:57.350
11	1	2:11.128	35.818	39.424	55.886	242.6	31:08.478
12	1	2:11.708	36.335	38.855	56.518	243.2	33:20.186
13	1	2:10.668	36.161	38.679	55.828	243.7	35:30.854
14	1	2:10.160	35.878	38.547	55.735	225.4	37:41.014
15	1	2:10.228	35.564	38.659	56.005	243.7	39:51.242
16	1	2:10.263	35.642	38.743	55.878	242.6	42:01.505
17	1	2:09.869	35.278	38.857	55.734	242.6	44:11.374
18	1	2:10.465	35.548	38.771	56.146	242.6	46:21.839
19	1	2:09.968	35.802	38.683	55.483	242.6	48:31.807
20	1	2:09.707	35.216	38.897	55.594	242.6	50:41.514





Paul Ricard
GT Cup Europe
Race - 1
Lap Analysis



69							77								
Alexandre Bochez							Ferrari 488 Challenge Evo								
AM							AM								
Mikaël Bochez							Kessel Racing								
Lap	D	Time	Sector 1	Sector 2	Sector 3	T. Spd	Elapsed	Lap	D	Time	Sector 1	Sector 2	Sector 3	T. Spd	Elapsed
1	2	2:56.336	41.448	43.484	1:31.404	225.9	2:56.336	1	1	3:00.261	43.467	45.997	1:30.797	192.8	3:00.261
2	2	4:05.504	1:21.267	1:03.924	1:40.313	47.7	7:01.840	2	1	4:06.490	1:21.295	1:03.925	1:41.270	37.8	7:06.751
3	2	3:56.548	1:15.438	1:05.612	1:35.498	59.3	10:58.388	3	1	3:57.202	1:15.279	1:06.300	1:35.623	65.4	11:03.953
4	2	3:34.027	1:09.003	1:00.202	1:24.822	65.0	14:32.415	4	1	3:33.164	1:08.171	59.923	1:25.070	96.0	14:37.117
5	2	2:12.339	36.742	39.241	56.356	243.2	16:44.754	5	1	2:14.659	37.216	40.569	56.874	239.4	16:51.776
6	2	2:11.238	36.148	38.703	56.387	245.4	18:55.992	6	1	2:13.811	37.107	39.449	57.255	242.1	19:05.587
7	2	2:11.327	35.722	39.011	56.594	245.4	21:07.319	7	1	2:13.094	36.816	39.620	56.658	241.0	21:18.681
8	2	2:18.951 P	36.195	39.199	1:03.557	246.5	23:26.270	8	1	2:12.602	36.611	39.268	56.723	242.1	23:31.283
9	1	3:31.256	1:53.668	39.752	57.836	144.3	26:57.526	9	1	2:13.207	36.658	39.302	57.247	240.5	25:44.490
10	1	2:13.132	36.409	39.333	57.390	247.7	29:10.658	10	1	2:20.213 P	36.558	39.613	1:04.042	241.0	28:04.703
11	1	2:13.980	37.994	39.218	56.768	238.9	31:24.638	11	2	3:23.624	1:43.881	41.540	58.203	147.7	31:28.327
12	1	2:11.290	36.026	38.975	56.289	246.5	33:35.928	12	2	2:15.957	37.022	40.107	58.828	241.0	33:44.284
13	1	2:11.075	35.873	38.953	56.249	248.2	35:47.003	13	2	2:15.687	37.359	40.468	57.860	240.5	35:59.971
14	1	2:10.803	35.820	38.946	56.037	248.2	37:57.806	14	2	2:14.340	36.946	40.029	57.365	240.0	38:14.311
15	1	2:12.389	36.357	39.716	56.316	249.4	40:10.195	15	2	2:14.611	36.884	40.467	57.260	240.5	40:28.922
16	1	2:11.601	36.096	38.875	56.630	247.1	42:21.796	16	2	2:17.165	39.835	40.236	57.094	235.2	42:46.087
17	1	2:11.666	35.908	38.977	56.781	247.1	44:33.462	17	2	2:23.950	37.838	40.662	1:05.450	242.1	45:10.037
18	1	2:10.481	35.848	38.610	56.023	247.7	46:43.943	18	2	2:14.921	36.936	40.894	57.091	240.5	47:24.958
19	1	2:42.449	35.675	39.270	1:27.504	248.8	49:26.392	19	2	2:15.932	36.883	40.989	58.060	242.1	49:40.890
20	2							20	2	2:15.821	36.493	39.991	59.337	241.0	51:56.711

70							78								
Roberto Bosio							Porsche 911 GT3 Cup gen 2								
AM							AM								
GDL Racing							PROAM								
Lap	D	Time	Sector 1	Sector 2	Sector 3	T. Spd	Elapsed	Lap	D	Time	Sector 1	Sector 2	Sector 3	T. Spd	Elapsed
1		3:07.067	49.003	47.662	1:30.402	152.3	3:07.067	1	1	3:04.126	46.392	46.334	1:31.400	171.1	3:04.126
2		4:07.553	1:22.850	1:03.567	1:41.136	40.2	7:14.620	2	1	4:06.813	1:20.895	1:03.819	1:42.099	43.2	7:10.939
3		3:57.683	1:16.647	1:04.865	1:36.171	65.4	11:12.303	3	1	3:56.675	1:14.587	1:06.765	1:35.323	76.8	11:07.614
4		3:28.472	1:06.887	1:05.179	1:16.406	73.8	14:40.775	4	1	3:30.620	1:08.241	1:02.005	1:20.374	112.6	14:38.234
5		2:18.696	38.029	41.128	59.539	244.3	16:59.471	5	1	2:15.181	37.533	40.556	57.092	239.4	16:53.415
6		2:17.724	37.503	40.323	59.898	243.7	19:17.195	6	1	2:14.011	36.967	40.064	56.980	244.3	19:07.426
7		2:17.155	37.436	41.141	58.578	245.4	21:34.350	7	1	2:20.641 P	36.769	39.852	1:04.020	244.8	21:28.067
8		2:24.601 P	38.002	40.748	1:05.851	243.7	26:16.156	8	2	3:17.088	1:37.633	38.952	1:00.503	142.8	24:45.155
9		3:33.665	1:54.044	40.919	58.702	147.3	29:49.821	9	2	2:09.913	35.295	39.735	54.883	238.4	26:55.068
10		2:17.189	38.012	41.067	58.110	244.3	32:07.010	10	2	2:08.036	34.955	38.400	54.681	241.6	29:03.104
11		2:17.246	37.843	41.072	58.331	243.7	34:24.256	11	2	2:08.534	35.191	38.628	54.715	240.0	31:11.638
12		2:15.885	37.471	40.280	58.134	244.8	36:40.141	12	2	2:10.084	36.102	38.522	55.460	242.1	33:21.722
13		2:16.709	37.498	40.392	58.819	244.8	38:56.850	13	2	2:09.276	35.411	38.622	55.243	242.6	35:30.998
14		2:17.336	37.379	41.476	58.481	243.7	41:14.186	14	2	2:08.233	34.891	38.354	54.988	244.3	37:39.231
15		2:18.066	37.686	40.825	59.555	243.7	43:32.252	15	2	2:08.156	34.892	38.537	54.727	241.6	39:47.387
16		2:18.791	37.652	41.002	1:00.137	243.7	45:51.043	16	2	2:07.910	34.790	38.512	54.608	242.1	41:55.297
17		2:19.111	38.363	41.221	59.527	243.7	48:10.154	17	2	2:08.469	34.703	38.330	55.436	243.2	44:03.766
18		2:20.597	38.304	40.835	1:01.458	244.8	50:30.751	18	2	2:09.498	35.940	38.623	54.935	246.0	46:13.264
19								19	2	2:08.207	34.913	38.638	54.656	242.1	48:21.471
20								20	2	2:08.517	34.893	38.491	55.133	241.0	50:29.988





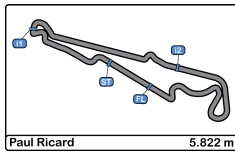
Paul Ricard
GT Cup Europe
Race - 1
Lap Analysis



80							99										
PROAM			Iván Velasco				Ferrari 488 Challenge Evo				TPH			José García			
Lionspeed GP			Jorge Cabezas				Mertel Motorsport				Carlo Scholl			Porsche Cayman GT4 RS			
Lap	D	Time	Sector 1	Sector 2	Sector 3	T. Spd	Elapsed	Lap	D	Time	Sector 1	Sector 2	Sector 3	T. Spd	Elapsed		
1	2	2:53.074	39.843	42.467	1:30.764	232.2	2:53.074	1	2	3:08.300	49.234	48.004	1:31.062	170.8	3:08.300		
2	2	4:04.868	1:21.491	1:04.112	1:39.265	51.9	6:57.942	2	2	4:07.385	1:22.134	1:03.542	1:41.709	43.1	7:15.685		
3	2	3:56.217	1:16.141	1:05.843	1:34.233	63.7	10:54.159	3	2	3:57.567	1:16.215	1:04.891	1:36.461	66.4	11:13.252		
4	2	3:34.825	1:09.175	1:01.110	1:24.540	68.3	14:28.984	4	2	3:28.037	1:07.136	1:04.795	1:16.106	78.2	14:41.289		
5	2	2:10.746	36.227	38.526	55.993	245.4	16:39.730	5	2	2:19.118	38.256	41.537	59.325	227.8	17:00.407		
6	2	2:09.485	35.607	38.360	55.518	247.1	18:49.215	6	2	2:17.320	37.358	40.918	59.044	228.3	19:17.727		
7	2	2:09.489	35.659	38.572	55.258	246.5	20:58.704	7	2	2:17.461	37.682	41.127	58.652	228.8	21:35.188		
8	2	2:09.529	35.551	38.290	55.688	247.1	23:08.233	8	2	2:17.499	37.812	40.944	58.743	227.3	23:52.687		
9	2	2:09.938	36.044	38.542	55.352	246.0	25:18.171	9	2	2:17.403	37.261	41.153	58.989	226.4	26:10.090		
10	2	2:16.949 P	35.929	38.531	1:02.489	246.5	27:35.120	10	2	3:31.035 P	37.529	40.644	2:12.862	225.9	29:41.125		
11	1	3:40.018	2:04.750	39.235	56.033	149.5	31:15.138	11	1	2:40.528	54.695	43.911	1:01.922	134.1	32:21.653		
12	1	2:10.202	35.740	38.910	55.552	246.5	33:25.340	12	1	2:23.403	40.350	42.532	1:00.521	224.0	34:45.056		
13	1	2:12.372	36.935	39.653	55.784	250.0	35:37.712	13	1	2:26.474	39.990	43.474	1:03.010	224.0	37:11.530		
14	1	2:09.818	35.498	38.804	55.516	248.2	37:47.530	14	1	2:25.217	40.073	42.795	1:02.349	222.6	39:36.747		
15	1	2:09.842	35.546	38.713	55.583	248.2	39:57.372	15	1	2:24.674	39.226	44.223	1:01.225	225.0	42:01.421		
16	1	2:10.772	36.019	39.066	55.687	249.4	42:08.144	16	1	2:23.562	39.526	42.806	1:01.230	225.0	44:24.983		
17	1	2:10.600	35.702	39.215	55.683	248.8	44:18.744	17	1	2:24.242	39.317	43.575	1:01.350	225.4	46:49.225		
18	1	2:09.959	35.380	38.855	55.724	248.2	46:28.703	18	1	2:25.459	39.893	42.978	1:02.588	225.0	49:14.684		
19	1	2:10.783	35.656	38.873	56.254	249.4	48:39.486	19	1	2:32.209	39.006	42.847	1:10.356	225.9	51:46.893		
20	1	2:21.869	36.585	41.009	1:04.275	239.4	51:01.355										

81							007								
PROAM			Luca Ludwig				TPH				Jayan Fazal-Karim				
Street-Art Racing			Steven Liquorish				Mertel Motorsport				Julien Darras				
Lap	D	Time	Sector 1	Sector 2	Sector 3	T. Spd	Elapsed	Lap	D	Time	Sector 1	Sector 2	Sector 3	T. Spd	Elapsed
1	1	2:54.113	40.103	43.007	1:31.003	233.7	2:54.113	1	2	3:06.326	48.175	47.152	1:30.999	170.8	3:06.326
2	1	4:04.991	1:21.460	1:03.687	1:39.844	53.3	6:59.104	2	2	4:07.527	1:22.250	1:03.954	1:41.323	41.4	7:13.853
3	1	3:56.118	1:15.892	1:05.507	1:34.719	60.1	10:55.222	3	2	3:57.510	1:16.304	1:05.290	1:35.916	70.8	11:11.363
4	1	3:34.215	1:09.034	1:01.064	1:24.117	66.8	14:29.437	4	2	3:28.381	1:07.052	1:05.406	1:15.923	79.1	14:39.744
5	1	2:10.892	36.209	38.571	56.112	245.4	16:40.329	5	2	2:19.549	38.239	42.565	58.745	229.2	16:59.293
6	1	2:09.770	35.678	38.613	55.479	246.5	18:50.099	6	2	2:16.901	37.949	40.795	58.157	229.7	19:16.194
7	1	2:10.041	35.417	38.514	56.110	246.5	21:00.140	7	2	2:16.820	36.656	41.132	59.032	230.7	21:33.014
8	1	2:09.429	35.385	38.486	55.558	247.7	23:09.569	8	2	3:26.444 P	36.616	40.000	2:09.828	229.2	24:59.458
9	1	2:09.387	35.442	38.285	55.660	247.1	25:18.956	9	1	2:43.189	58.512	42.475	1:02.202	120.2	27:42.647
10	1	2:16.857 P	35.834	38.221	1:02.802	247.7	27:35.813	10	1	2:19.153	38.882	40.883	59.388	228.8	30:01.800
11	2	3:34.651	1:56.554	39.842	58.255	134.1	31:10.464	11	1	2:20.108	38.248	40.949	1:00.911	230.2	32:21.908
12	2	2:14.536	37.564	39.809	57.163	247.1	33:25.000	12	1	2:19.705	39.123	41.354	59.228	228.8	34:41.613
13	2	2:14.251	36.864	40.433	56.954	244.3	35:39.251	13	1	2:18.885	38.302	41.092	59.491	228.8	37:00.498
14	2	2:12.000	36.411	39.255	56.334	246.0	37:51.251	14	1	2:19.414	38.446	41.078	59.890	229.7	39:19.912
15	2	2:11.940	36.097	39.279	56.564	246.5	40:03.191	15	1	2:19.736	37.980	41.172	1:00.584	228.8	41:39.648
16	2	2:12.146	36.211	39.469	56.466	246.5	42:15.337	16	1	2:20.832	38.194	43.596	59.042	230.2	44:00.480
17	2	2:13.780	36.408	40.621	56.751	246.5	44:29.117	17	1	2:21.700	40.126	41.470	1:00.104	229.7	46:22.180
18	2	2:12.712	36.072	39.957	56.683	247.1	46:41.829	18	1	2:20.520	38.313	41.273	1:00.934	229.7	48:42.700
19	2	2:14.249	36.334	40.049	57.866	246.0	48:56.078	19	1	2:22.173	38.796	42.429	1:00.948	230.2	51:04.873
20	2	2:13.488	36.970	39.543	56.975	244.8	51:09.566								





Paul Ricard
GT Cup Europe
Race - 1



Analysis by Lap

Num	Lap Time	Gap
Lap 1		
19	2:52.424	
80	2:53.074	00.650
81	2:54.113	01.689
47	2:54.618	02.194
44	2:55.430	03.006
69	2:56.336	03.912
57	2:56.851	04.427
17	2:57.751	05.327
52	2:58.478	06.054
21	2:59.401	06.977
77	3:00.261	07.837
16	3:01.159	08.735
67	3:01.159	08.735
55	3:02.035	09.611
11	3:03.044	10.620
78	3:04.126	11.702
14	3:05.019	12.595
007	3:06.326	13.902
70	3:07.067	14.643
99	3:08.300	15.876
Num Lap Time Gap		
Lap 2		
19	4:04.697	
80	4:04.868	00.821
81	4:04.991	01.983
47	4:05.238	02.735
44	4:05.600	03.909
69	4:05.504	04.719
57	4:05.859	05.589
17	4:05.935	06.565
52	4:06.074	07.431
21	4:06.142	08.422
77	4:06.490	09.630
67	4:06.534	10.572
55	4:06.662	11.576
11	4:06.686	12.609
78	4:06.813	13.818
14	4:06.820	14.718
007	4:07.527	16.732
70	4:07.553	17.499
99	4:07.385	18.564
16	4:15.192	19.230
Num Lap Time Gap		
Lap 3		
19	3:56.192	
80	3:56.217	00.846
81	3:56.118	01.909
47	3:56.155	02.698
44	3:56.140	03.857
69	3:56.548	05.075
57	3:56.699	06.096
17	3:56.656	07.029
52	3:56.905	08.144
21	3:56.927	09.157
77	3:57.202	10.640

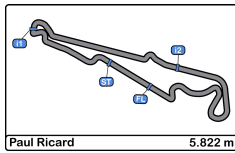
Num	Lap Time	Gap
67	3:57.081	11.461
55	3:56.998	12.382
11	3:56.882	13.299
78	3:56.675	14.301
14	3:57.387	15.913
007	3:57.510	18.050
70	3:57.683	18.990
99	3:57.567	19.939
16	3:57.886	20.924
Num Lap Time Gap		
Lap 4		
19	3:34.699	
80	3:34.825	00.972
81	3:34.215	01.425
47	3:34.723	02.722
44	3:34.117	03.275
69	3:34.027	04.403
57	3:33.067	04.464
17	3:33.204	05.534
52	3:32.550	05.995
21	3:32.322	06.780
67	3:30.447	07.209
55	3:30.461	08.144
77	3:33.164	09.105
11	3:30.961	09.561
78	3:30.620	10.222
14	3:29.920	11.134
007	3:28.381	11.732
70	3:28.472	12.763
99	3:28.037	13.277
16	3:27.106	13.331
Num Lap Time Gap		
Lap 5		
19	2:09.852	
80	2:10.746	01.866
81	2:10.892	02.465
47	2:10.740	03.610
44	2:11.655	05.078
69	2:12.339	06.890
17	2:12.032	07.714
52	2:12.440	08.583
57	2:14.134	08.746
21	2:12.088	09.016
67	2:13.631	10.988
55	2:13.855	12.147
77	2:14.659	13.912
11	2:15.444	15.153
78	2:15.181	15.551
16	2:14.276	17.755
14	2:18.080	19.362
007	2:19.549	21.429
70	2:18.696	21.607
99	2:19.118	22.543
Num Lap Time Gap		
Lap 6		
19	2:09.893	

Num	Lap Time	Gap
80	2:09.485	01.458
81	2:09.770	02.342
47	2:10.185	03.902
44	2:11.473	06.658
69	2:11.238	08.235
17	2:10.972	08.793
52	2:10.480	09.170
57	2:11.196	10.049
21	2:11.969	11.092
67	2:12.746	13.841
55	2:13.141	15.395
77	2:13.811	17.830
11	2:14.006	19.266
78	2:14.011	19.669
16	2:12.260	20.122
14	2:17.775	27.244
007	2:16.901	28.437
70	2:17.724	29.438
99	2:17.320	29.970
Num Lap Time Gap		
Lap 7		
19	2:09.459	
80	2:09.489	01.488
81	2:10.041	02.924
47	2:10.194	04.637
44	2:11.451	08.650
69	2:11.327	10.103
52	2:10.715	10.426
17	2:11.756	11.090
57	2:11.120	11.710
21	2:10.761	12.394
67	2:12.594	16.976
55	2:13.312	19.248
77	2:13.094	21.465
11	2:13.196	23.003
16	2:13.104	23.767
78	2:20.641	30.851
007	2:16.820	35.798
70	2:17.155	37.134
99	2:17.461	37.972
14	2:25.016	42.801
Num Lap Time Gap		
Lap 8		
19	2:09.170	
80	2:09.529	01.847
81	2:09.429	03.183
47	2:10.240	05.707
52	2:11.021	12.277
21	2:12.360	15.584
44	2:18.492	17.972
69	2:18.951	19.884
17	2:18.877	20.797
57	2:19.153	21.693
77	2:12.602	24.897
11	2:14.382	28.215
67	2:21.465	29.271
55	2:21.041	31.119

Num	Lap Time	Gap
16	2:18.299	32.896
70	2:17.205	45.169
99	2:17.499	46.301
78	3:17.088	1:38.769
007	3:26.444	1:53.072
Num Lap Time Gap		
Lap 9		
19	2:09.627	
80	2:09.938	02.158
81	2:09.387	02.943
14	3:45.771	1 Lap
52	2:09.726	12.376
47	2:17.613	13.693
21	2:18.440	24.397
77	2:13.207	28.477
11	2:13.910	32.498
99	2:17.403	54.077
70	2:24.601	1:00.143
17	3:15.815	1:26.985
57	3:15.804	1:27.870
67	3:12.057	1:31.701
78	2:09.913	1:39.055
69	3:31.256	1:41.513
55	3:21.038	1:42.530
44	3:36.522	1:44.867
16	3:39.370	2:02.639
Num Lap Time Gap		
Lap 10		
19	2:15.897	
80	2:16.949	03.210
81	2:16.857	03.903
14	2:14.658	1 Lap
007	2:43.189	1 Lap
52	2:16.430	12.909
77	2:20.213	32.793
11	2:21.916	38.517
47	3:15.694	1:13.490
21	3:11.558	1:20.058
17	2:09.820	1:20.908
57	2:09.756	1:21.729
67	2:09.636	1:25.440
78	2:08.036	1:31.194
55	2:11.958	1:38.591
69	2:13.132	1:38.748
44	2:10.185	1:39.155
16	2:10.661	1:57.403
99	3:31.035	2:09.215
70	3:33.665	2:17.911
14	2:12.252	2:20.788
007	2:19.153	2:29.890
Num Lap Time Gap		
Lap 11		
47	2:10.337	
17	2:11.152	08.233
57	2:11.430	09.332
21	2:13.507	09.738

Num	Lap Time	Gap
19	3:35.256	11.429
52	3:22.501	11.583
67	2:11.128	12.741
81	3:34.651	14.727
78	2:08.534	15.901
80	3:40.018	19.401
55	2:11.300	26.064
44	2:11.899	27.227
69	2:13.980	28.901
77	3:23.624	32.590
16	2:11.853	45.429
11	3:35.366	50.056
70	2:17.189	1:11.273
14	2:14.596	1:11.557
99	2:40.528	1:25.916
007	2:20.108	1:26.171
Num Lap Time Gap		
Lap 12		
47	2:09.183	
17	2:09.502	08.552
57	2:09.575	09.724
21	2:11.966	12.521
52	2:12.714	15.114
67	2:11.708	15.266
78	2:10.084	16.802
19	2:17.082	19.328
81	2:14.536	20.080
80	2:10.202	20.420
55	2:10.632	27.513
44	2:10.366	28.410
69	2:11.290	31.008
77	2:15.957	39.364
16	2:12.129	48.375
11	2:16.132	57.005
14	2:14.222	1:16.596
70	2:17.246	1:19.336
007	2:19.705	1:36.693
99	2:23.403	1:40.136
Num Lap Time Gap		
Lap 13		
47	2:09.414	
17	2:09.541	08.679
57	2:09.803	10.113
21	2:11.192	14.299
67	2:10.668	16.520
78	2:09.276	16.664
52	2:13.102	18.802
80	2:12.372	23.378
81	2:14.251	24.917
19	2:17.354	27.268
55	2:09.646	27.745
44	2:09.957	28.953
69	2:11.075	32.669
77	2:15.687	45.637
16	2:11.470	50.431
11	2:14.888	1:02.479
14	2:12.830	1:20.012





Paul Ricard
GT Cup Europe
Race - 1



Analysis by Lap

Paul Ricard 5.822 m

Num	Lap Time	Gap
70	2:15.885	1:25.807
007	2:18.885	1:46.164
99	2:26.474	1:57.196

Lap 14

47	2:09.362	
17	2:09.469	08.786
57	2:09.619	10.370
78	2:08.233	15.535
21	2:11.407	16.344
67	2:10.160	17.318
52	2:12.436	21.876
80	2:09.818	23.834
81	2:12.000	27.555
44	2:11.896	31.487
55	2:13.721	32.104
19	2:15.168	33.074
69	2:10.803	34.110
77	2:14.340	50.615
16	2:11.010	52.079
11	2:16.238	1:09.355
70	2:16.709	1:33.154
007	2:19.414	1:56.216
14	2:49.277	1:59.927

Lap 15

47	2:10.485	
99	2:25.217	1 Lap
17	2:09.659	07.960
57	2:09.199	09.084
78	2:08.156	13.206
67	2:10.228	17.061
21	2:12.021	17.880
52	2:11.327	22.718
80	2:09.842	23.191
81	2:11.940	29.010
55	2:10.133	31.752
44	2:12.151	33.153
69	2:12.389	36.014
19	2:14.452	37.041
16	2:10.972	52.566
77	2:14.611	54.741
11	2:16.465	1:15.335
70	2:17.336	1:40.005
14	2:13.376	2:02.818
007	2:19.736	2:05.467

Lap 16

47	2:10.134	
17	2:09.629	07.455
57	2:10.311	09.261
78	2:07.910	10.982
99	2:24.674	1 Lap
67	2:10.263	17.190
21	2:11.777	19.523
80	2:10.772	23.829

Num	Lap Time	Gap
52	2:12.204	24.788
81	2:12.146	31.022
55	2:10.121	31.739
69	2:11.601	37.481
19	2:18.341	45.248
16	2:11.232	53.664
77	2:17.165	1:01.772
11	2:16.501	1:21.702
70	2:18.066	1:47.937
14	2:13.068	2:05.752

Lap 17

47	2:10.946	
007	2:20.832	1 Lap
17	2:09.213	05.722
57	2:09.898	08.213
78	2:08.469	08.505
67	2:09.869	16.113
21	2:12.286	20.863
80	2:10.600	23.483
52	2:11.699	25.541
99	2:23.562	1 Lap
55	2:11.240	32.033
81	2:13.780	33.856
69	2:11.666	38.201
16	2:11.156	53.874
19	2:28.447	1:02.749
77	2:23.950	1:14.776
11	2:14.961	1:25.717
44	5:18.961	1 Lap
70	2:18.791	1:55.782

Lap 18

47	2:10.481	
17	2:09.299	04.540
78	2:09.498	07.522
57	2:10.901	08.633
14	2:28.602	1 Lap
67	2:10.465	16.097
007	2:21.700	1 Lap
21	2:11.472	21.854
80	2:09.959	22.961
52	2:11.059	26.119
55	2:10.508	32.060
81	2:12.712	36.087
69	2:10.481	38.201
99	2:24.242	1 Lap
16	2:11.208	54.601
19	2:14.164	1:06.432
77	2:14.921	1:19.216
11	2:15.773	1:31.009
70	2:19.111	2:04.412

Lap 19

47	2:09.844	
17	2:08.897	03.593

Num	Lap Time	Gap
78	2:08.207	05.885
57	2:09.299	08.088
67	2:09.968	16.221
14	2:15.369	1 Lap
21	2:11.550	23.560
80	2:10.783	23.900
007	2:20.520	1 Lap
52	2:11.219	27.494
55	2:10.031	32.247
81	2:14.249	40.492
16	2:11.673	56.430
99	2:25.459	1 Lap
19	2:13.982	1:10.570
69	2:42.449	1:10.806
77	2:15.932	1:25.304
11	2:16.483	1:37.648

Lap 20

47	2:10.805	
17	2:09.783	02.571
78	2:08.517	03.597
70	2:20.597	1 Lap
57	2:09.581	06.864
67	2:09.707	15.123
14	2:13.923	1 Lap
52	2:11.891	28.580
55	2:09.835	31.277
80	2:21.869	34.964
21	2:22.933	35.688
007	2:22.173	1 Lap
81	2:13.488	43.175
16	2:11.703	57.328
19	2:16.465	1:16.230
99	2:32.209	1 Lap
44	6:30.008	3 Laps
77	2:15.821	1:30.320
11	2:15.518	1:42.361





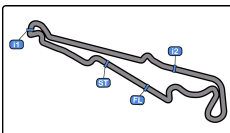
Paul Ricard
GT Cup Europe
Race - 1



Best Sectors Results

Sector - 1			Sector - 2			Sector - 3			Ideal Lap vs Best Lap		
Clas	Nº Driver	Time	Nº Driver	Time	Nº Driver	Time	Clas	Nº Driver	Ideal Lap	Best Lap	Clas
1	78 Scannicchio - Babini	34.703	81 Ludwig - Liquorish	38.221	78 Scannicchio - Babini	54.608	1	78 Scannicchio - Babini	2:07.641	2:07.910	1
2	17 Innocenti - Belicchi	35.105	80 Velasco - Cabezas	38.290	57 Antonel - Vandierendonck	54.855	2	17 Innocenti - Belicchi	2:08.835	2:08.897	2
3	67 De Lorenzi - Borghi	35.216	78 Scannicchio - Babini	38.330	47 Alex Reimann	55.058	3	57 Antonel - Vandierendonck	2:08.861	2:09.199	5
4	19 Bozzoni - Navarrete	35.225	17 Innocenti - Belicchi	38.372	52 Przybylak - Vandervelde	55.203	4	80 Velasco - Cabezas	2:08.928	2:09.485	7
5	44 Pisani - Zanini	35.335	19 Bozzoni - Navarrete	38.481	80 Velasco - Cabezas	55.258	5	47 Alex Reimann	2:08.985	2:09.183	4
6	80 Velasco - Cabezas	35.380	44 Pisani - Zanini	38.509	55 Condé - Mello	55.302	6	81 Ludwig - Liquorish	2:09.085	2:09.387	6
7	81 Ludwig - Liquorish	35.385	47 Alex Reimann	38.531	67 De Lorenzi - Borghi	55.332	7	67 De Lorenzi - Borghi	2:09.095	2:09.636	8
8	47 Alex Reimann	35.396	67 De Lorenzi - Borghi	38.547	17 Innocenti - Belicchi	55.358	8	19 Bozzoni - Navarrete	2:09.105	2:09.170	3
9	55 Condé - Mello	35.416	57 Antonel - Vandierendonck	38.561	19 Bozzoni - Navarrete	55.399	9	55 Condé - Mello	2:09.296	2:09.646	9
10	57 Antonel - Vandierendonck	35.445	55 Condé - Mello	38.578	81 Ludwig - Liquorish	55.479	10	44 Pisani - Zanini	2:09.557	2:09.957	11
11	21 Florin Tincescu	35.451	69 Bochez - Bochez	38.610	16 Evgenii Leonov	55.700	11	52 Przybylak - Vandervelde	2:09.716	2:09.726	10
12	16 Evgenii Leonov	35.518	21 Florin Tincescu	38.651	44 Pisani - Zanini	55.713	12	16 Evgenii Leonov	2:10.053	2:10.661	13
13	52 Przybylak - Vandervelde	35.526	16 Evgenii Leonov	38.835	14 Fondi - Van den Hengel	55.942	13	21 Florin Tincescu	2:10.111	2:10.761	14
14	69 Bochez - Bochez	35.675	52 Przybylak - Vandervelde	38.987	21 Florin Tincescu	56.009	14	69 Bochez - Bochez	2:10.308	2:10.481	12
15	14 Fondi - Van den Hengel	36.222	14 Fondi - Van den Hengel	39.259	69 Bochez - Bochez	56.023	15	14 Fondi - Van den Hengel	2:11.423	2:12.252	15
16	77 Ala-Jyrä - Jaaska	36.493	77 Ala-Jyrä - Jaaska	39.268	77 Ala-Jyrä - Jaaska	56.658	16	77 Ala-Jyrä - Jaaska	2:12.419	2:12.602	16
17	11 Fabiani - Zerbi	36.498	11 Fabiani - Zerbi	39.853	11 Fabiani - Zerbi	56.711	17	11 Fabiani - Zerbi	2:13.062	2:13.196	17
18	007 Fazal-Karim - Darras	36.616	007 Fazal-Karim - Darras	40.000	70 Roberto Bosio	58.110	18	007 Fazal-Karim - Darras	2:14.773	2:16.820	19
19	99 García - Scholl	37.261	70 Roberto Bosio	40.280	007 Fazal-Karim - Darras	58.157	19	70 Roberto Bosio	2:15.769	2:15.885	18
20	70 Roberto Bosio	37.379	99 García - Scholl	40.644	99 García - Scholl	58.652	20	99 García - Scholl	2:16.557	2:17.320	20
21	65 Mario Cordoni	Transpond	65 Mario Cordoni	Transpond	65 Mario Cordoni	Transpond	21	65 Mario Cordoni	Transpon	Transpon	21
22	68 Samuele Bosio	Transpond	68 Samuele Bosio	Transpond	68 Samuele Bosio	Transpond	22	68 Samuele Bosio	Transpon	Transpon	22





Paul Ricard
GT Cup Europe
Race - 1

Leader Sequence

Paul Ricard 5.822 m.



N°	Entrant/Team	Nat	Driver 1	Nat	Driver 2	Nat	Vehicle	Cat	Start Lap	End Lap	Laps	Total Laps
19	Mertel Motorsport		Stefano Bozzoni		Fernando Navarrete		Ferrari 488 Challenge Evo	AM	1	10	10	10
47	EST1 Racing		Alex Reimann				Porsche 992 GT3 Cup	AM	11	20	10	10





Paul Ricard
GT Cup Europe
Race - 1
Best 5 Lap Times



Paul Ricard 5.822 m.

Cl	N° Entrant/Team	Nat	Driver 1	Nat	Driver 2	Nat	Vehicle	Cat	Cl	Best 1		Best 2		Best 3		Best 4		Best 5	
										Time	Lap	Time	Lap	Time	Lap	Time	Lap	Time	Lap
1	78 ZRS Motorsport	ITA	<u>Daive Scannicchio</u>	ITA	Fabio Babini	ITA	Porsche 992 GT3 Cup	PROAM	1	2:07.910	16	2:08.036	10	2:08.156	15	2:08.207	19	2:08.233	14
2	17 Rossocorsa Racing	ITA	<u>Lorenzo Innocenti</u>	ITA	Andrea Belicchi	ITA	Ferrari 488 Challenge Evo	PROAM	2	2:08.897	19	2:09.213	17	2:09.299	18	2:09.469	14	2:09.502	12
3	19 Mertel Motorsport	DEU	Stefano Bozzoni	ITA	<u>Fernando Navarrete</u>	ESP	Ferrari 488 Challenge Evo	AM	1	2:09.170	8	2:09.459	7	2:09.627	9	2:09.852	5	2:09.893	6
4	47 EST1 Racing	EST	Alex Reimann	EST			Porsche 992 GT3 Cup	AM	2	2:09.183	12	2:09.362	14	2:09.414	13	2:09.844	19	2:10.134	16
5	57 Q1-trackracing	BEL	Quentin Antonel	FRA	<u>Nicolas Vandierendonck</u>	BEL	Porsche 992 GT3 Cup	AM*	3	2:09.199	15	2:09.299	19	2:09.575	12	2:09.581	20	2:09.619	14
6	81 Mertel Motorsport	DEU	<u>Luca Ludwig</u>	DEU	Steven Liquorish	GBR	Ferrari 488 Challenge Evo	PROAM	3	2:09.387	9	2:09.429	8	2:09.770	6	2:10.041	7	2:10.892	5
7	80 Mertel Motorsport	DEU	Iván Velasco	ESP	<u>Jorge Cabezas</u>	ESP	Ferrari 488 Challenge Evo	PROAM	4	2:09.485	6	2:09.489	7	2:09.529	8	2:09.818	14	2:09.842	15
8	67 GDL Racing	SMR	Gianluca De Lorenzi	ITA	<u>Stefano Borghi</u>	ITA	Porsche 992 GT3 Cup	AM	4	2:09.636	10	2:09.707	20	2:09.869	17	2:09.968	19	2:10.160	14
9	55 Q1-trackracing	BEL	<u>Gustavo Condé</u>	BRA	H. Mello	BRA	Porsche 992 GT3 Cup	AM	5	2:09.646	13	2:09.835	20	2:10.031	19	2:10.121	16	2:10.133	15
10	52 Q1-trackracing	BEL	<u>Xander Przybylak</u>	BEL	Laurent Vandervelde	BEL	Porsche 992 GT3 Cup	AM	6	2:09.726	9	2:10.480	6	2:10.715	7	2:11.021	8	2:11.059	18
11	44 Eugenio Pisani / SP Racing	ITA	Eugenio Pisani	ITA	<u>Stefano Zanini</u>	ITA	Porsche 911 GT3 Cup gen 2	PROAM	5	2:09.957	13	2:10.185	10	2:10.366	12	2:11.451	7	2:11.473	6
12	69 Kessel Racing	CHE	Alexandre Bochez	CHE	<u>Mikaël Bochez</u>	CHE	Ferrari 488 Challenge Evo	AM	7	2:10.481	18	2:10.803	14	2:11.075	13	2:11.238	6	2:11.290	12
13	16 Volcano Motorsport	ESP	Evgenii Leonov	MDA			Porsche 992 GT3 Cup	PROAM*	6	2:10.661	10	2:10.972	15	2:11.010	14	2:11.156	17	2:11.208	18
14	21 Camil Perian / R01 Racing by Varu Nicu	ROU	Florin Tincescu	ROU			Porsche 911 GT3 Cup gen 2	AM	8	2:10.761	7	2:11.192	13	2:11.407	14	2:11.472	18	2:11.550	19
15	14 Ghinzani Arco Motorsport	ITA	<u>Maurizio Fondi</u>	ITA	Laura Van den Hengel	NLD	Porsche 992 GT3 Cup	AM	9	2:12.252	10	2:12.830	13	2:13.068	16	2:13.376	15	2:13.923	19
16	77 EST1 Racing	EST	<u>Jori Ala-Jyrä</u>	FIN	Indrek Jaaska	EST	Porsche 992 GT3 Cup	AM	10	2:12.602	8	2:13.094	7	2:13.207	9	2:13.811	6	2:14.340	14
17	11 Eugenio Pisani / SP Racing	ITA	<u>Fabio Fabiani</u>	ITA	Stefano Zerbi	ITA	Porsche 911 GT3 Cup gen 2	AM	11	2:13.196	7	2:13.910	9	2:14.006	6	2:14.382	8	2:14.888	13
18	70 GDL Racing	SMR	Roberto Bosio	ITA			Porsche 911 GT3 Cup gen 2	AM	12	2:15.885	13	2:16.709	14	2:17.155	7	2:17.189	11	2:17.205	8
19	007 Street-Art Racing	BEL	Jayan Fazal-Karim	FRA	<u>Julien Darras</u>	FRA	Aston Martin Vantage AMR	TPH	1	2:16.820	7	2:16.901	6	2:18.885	13	2:19.153	10	2:19.414	14
20	99 Lionspeed GP	DEU	José García	ESP	<u>Carlo Scholl</u>	DEU	Porsche Cayman GT4 RS	TPH	2	2:17.320	6	2:17.403	9	2:17.461	7	2:17.499	8	2:19.118	5
21	65 GDL Racing	SMR	Mario Cordoni	ITA			Porsche 992 GT3 Cup	AM	13										
22	68 GDL Racing	SMR	Samuele Bosio	ITA			Porsche 992 GT3 Cup	AM	14										





Paul Ricard
GT Cup Europe
Race - 1
Best 5 Top Speeds



Paul Ricard 5.822 m.

Cl	N° Entrant/Team	Nat	Driver 1	Nat	Driver 2	Nat	Vehicle	Cat	Cl	Top 1		Top 2		Top 3		Top 4		Top 5		Avg
										Km/h	Lap	Km/h	Lap	Km/h	Lap	Km/h	Lap	Km/h	Lap	
1	80 Mertel Motorsport	DEU	Iván Velasco	ESP	Jorge Cabezas	ESP	Ferrari 488 Challenge Evo	PROAM	1	250.0	13	249.4	16	249.4	19	248.8	17	248.2	14	249.1
2	69 Kessel Racing	CHE	Alexandre Bochez	CHE	Mikaël Bochez	CHE	Ferrari 488 Challenge Evo	AM	1	249.4	15	248.8	19	248.2	13	248.2	14	247.7	10	248.5
3	81 Mertel Motorsport	DEU	Luca Ludwig	DEU	Steven Liquorish	GBR	Ferrari 488 Challenge Evo	PROAM	2	247.7	8	247.7	10	247.1	9	247.1	12	247.1	18	247.3
4	19 Mertel Motorsport	DEU	Stefano Bozzoni	ITA	Fernando Navarrete	ESP	Ferrari 488 Challenge Evo	AM	2	247.1	16	246.5	17	245.4	6	245.4	15	245.4	20	246.0
5	44 Eugenio Pisani / SP Racing	ITA	Eugenio Pisani	ITA	Stefano Zanini	MCO	Porsche 911 GT3 Cup gen 2	PROAM	3	247.1	6	246.5	13	246.0	7	246.0	10	246.0	12	246.3
6	17 Rossocorsa Racing	ITA	Lorenzo Innocenti	ITA	Andrea Belicchi	ITA	Ferrari 488 Challenge Evo	PROAM	4	246.5	18	246.0	8	244.3	6	244.3	7	243.7	5	245.0
7	55 Q1-trackracing	BRA	Gustavo Condé	BRA	H. Mello	BRA	Porsche 992 GT3 Cup	AM	3	246.5	20	245.4	14	245.4	17	244.8	10	244.8	15	245.4
8	78 ZRS Motorsport	ITA	Davide Scannicchio	ITA	Fabio Babini	ITA	Porsche 992 GT3 Cup	PROAM	5	246.0	18	244.8	7	244.3	6	244.3	14	243.2	17	244.5
9	70 GDL Racing	SMR	Roberto Bosio	ITA			Porsche 911 GT3 Cup gen 2	AM	4	245.4	7	244.8	13	244.8	14	244.8	19	244.3	5	244.8
10	21 Camil Perian / R01 Racing by Varu Nicu	ROU	Florin Tincescu	ROU			Porsche 911 GT3 Cup gen 2	AM	5	244.8	8	244.8	17	244.8	20	244.3	16	244.3	18	244.6
11	47 EST1 Racing	EST	Alex Reimann	EST			Porsche 992 GT3 Cup	AM	6	244.8	20	243.7	17	243.7	18	243.2	6	242.6	7	243.6
12	11 Eugenio Pisani / SP Racing	ITA	Fabio Fabiani	ITA	Stefano Zerbi	ITA	Porsche 911 GT3 Cup gen 2	AM	7	244.3	19	244.3	20	243.7	14	243.2	5	243.2	6	243.7
13	16 Volcano Motorsport	ESP	Evgenii Leonov	MDA			Porsche 992 GT3 Cup	PROAM*	6	244.3	7	243.7	8	243.2	6	243.2	15	243.2	18	243.5
14	57 Q1-trackracing	BEL	Quentin Antonel	FRA	Nicolas Vandierendonck	BEL	Porsche 992 GT3 Cup	AM*	8	243.7	20	243.2	8	243.2	16	243.2	19	242.6	7	243.2
15	67 GDL Racing	SMR	Gianluca De Lorenzi	ITA	Stefano Borghi	ITA	Porsche 992 GT3 Cup	AM	9	243.7	13	243.7	15	243.2	12	242.6	11	242.6	16	243.2
16	14 Ghinzani Arco Motorsport	ITA	Maurizio Fondi	ITA	Laura Van den Hengel	NLD	Porsche 992 GT3 Cup	AM	10	243.2	12	241.6	14	241.6	19	241.0	11	240.5	13	241.6
17	52 Q1-trackracing	BEL	Xander Przybylak	BEL	Laurent Vandervelde	BEL	Porsche 992 GT3 Cup	AM	11	243.2	13	243.2	20	242.6	8	242.6	17	242.1	6	242.8
18	77 EST1 Racing	EST	Jori Ala-Jyrä	FIN	Indrek Jaaska	EST	Porsche 992 GT3 Cup	AM	12	242.1	6	242.1	8	242.1	17	242.1	19	241.0	7	241.9
19	007 Street-Art Racing	BEL	Jayan Fazal-Karim	FRA	Julien Darras	FRA	Aston Martin Vantage AMR	TPH	1	230.7	7	230.2	11	230.2	16	230.2	19	229.7	6	230.2
20	99 Lionspeed GP	DEU	José García	ESP	Carlo Scholl	DEU	Porsche Cayman GT4 RS	TPH	2	228.8	7	228.3	6	227.8	5	227.3	8	226.4	9	227.7
21	68 GDL Racing	SMR	Samuele Bosio	ITA			Porsche 992 GT3 Cup	AM	13	61.4	1									61.4
22	65 GDL Racing	SMR	Mario Cordoni	ITA			Porsche 992 GT3 Cup	AM	14	39.7	1									39.7





Paul Ricard
GT Cup Europe
Race - 1

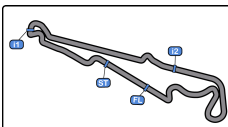


Fastest Laps Sequence

Paul Ricard 5.822 m.

Lap	Time of Day	Session Time	N° Entrant/Team	Nat	Driver 1	Nat	Driver 2	Nat	Vehicle	Cat	Time	Km/h
5	18:05:39.298	16:38.298	19 Mertel Motorsport	DEU	Stefano Bozzoni	ITA	Fernando Navarrete	ESP	Ferrari 488 Challenge Evo	AM	2:09.852	161.4
6	18:07:50.650	18:49.650	80 Mertel Motorsport	DEU	Iván Velasco	ESP	Jorge Cabezas	ESP	Ferrari 488 Challenge Evo	PROAM	2:09.485	161.8
7	18:09:58.651	20:57.651	19 Mertel Motorsport	DEU	Stefano Bozzoni	ITA	Fernando Navarrete	ESP	Ferrari 488 Challenge Evo	AM	2:09.459	161.8
8	18:12:07.821	23:06.821	19 Mertel Motorsport	DEU	Stefano Bozzoni	ITA	Fernando Navarrete	ESP	Ferrari 488 Challenge Evo	AM	2:09.170	162.2
10	18:18:04.538	29:03.538	78 ZRS Motorsport	ITA	Davide Scannicchio	ITA	Fabio Babini	ITA	Porsche 992 GT3 Cup	PROAM	2:08.036	163.6
16	18:30:56.731	41:55.731	78 ZRS Motorsport	ITA	Davide Scannicchio	ITA	Fabio Babini	ITA	Porsche 992 GT3 Cup	PROAM	2:07.910	163.8





Paul Ricard
GT Cup Europe
Race - 1

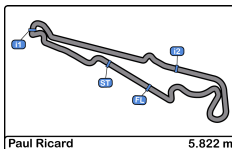
Event Best Maximum Speed

Paul Ricard 5.822 m



N°	Entrant/Team	Nat	Driver 1	Nat	Driver 2	Nat	Vehicle	Cat	Km/h	Session
80	Mertel Motorsport	DEU	Iván Velasco	ESP	Jorge Cabezas	ESP	Ferrari 488 Challenge Evo	PROAM	251.7	Free Practice - 1
19	Mertel Motorsport	DEU	Stefano Bozzoni	ITA	Fernando Navarrete	ESP	Ferrari 488 Challenge Evo	AM	251.1	Free Practice - 1
81	Mertel Motorsport	DEU	Luca Ludwig	DEU	Steven Liquorish	GBR	Ferrari 488 Challenge Evo	PROAM	250.0	Qualifying - 1 Driver - 1
69	Kessel Racing	CHE	Alexandre Bochez	CHE	Mikaël Bochez	CHE	Ferrari 488 Challenge Evo	AM	250.0	Qualifying - 1 Driver - 1
70	GDL Racing	SMR	Roberto Bosio	ITA			Porsche 911 GT3 Cup gen 2	AM	248.2	Qualifying - 1 Driver - 1
44	Eugenio Pisani / SP Racing	ITA	Eugenio Pisani	ITA	Stefano Zanini	MCO	Porsche 911 GT3 Cup gen 2	PROAM	248.2	Qualifying - 1 Driver - 1
17	Rossocorsa Racing	ITA	Lorenzo Innocenti	ITA	Andrea Belicchi	ITA	Ferrari 488 Challenge Evo	PROAM	246.5	Race - 1
55	Q1-trackracing	BEL	Gustavo Condé	BRA	H. Mello	BRA	Porsche 992 GT3 Cup	AM	246.5	Race - 1
47	EST1 Racing	EST	Alex Reimann	EST			Porsche 992 GT3 Cup	AM	246.0	Qualifying - 1 Driver - 1
52	Q1-trackracing	BEL	Xander Przybylak	BEL	Laurent Vandervelde	BEL	Porsche 992 GT3 Cup	AM	246.0	Qualifying - 1 Driver - 1
21	Camil Perian / R01 Racing by Varu Nicu	ROU	Florin Tincescu	ROU			Porsche 911 GT3 Cup gen 2	AM	246.0	Qualifying - 1 Driver - 1
78	ZRS Motorsport	ITA	Davide Scannicchio	ITA	Fabio Babini	ITA	Porsche 992 GT3 Cup	PROAM	246.0	Race - 1
16	Volcano Motorsport	ESP	Evgenii Leonov	MDA			Porsche 992 GT3 Cup	PROAM*	245.4	Free Practice - 1
11	Eugenio Pisani / SP Racing	ITA	Fabio Fabiani	ITA	Stefano Zerbi	ITA	Porsche 911 GT3 Cup gen 2	AM	244.8	Qualifying - 1 Driver - 1
67	GDL Racing	SMR	Gianluca De Lorenzi	ITA	Stefano Borghi	ITA	Porsche 992 GT3 Cup	AM	244.3	Free Practice - 1
65	GDL Racing	SMR	Mario Cordoni	ITA			Porsche 992 GT3 Cup	AM	243.7	Qualifying - 1 Driver - 1
57	Q1-trackracing	BEL	Quentin Antonel	FRA	Nicolas Vandierendonck	BEL	Porsche 992 GT3 Cup	AM*	243.7	Qualifying - 1 Driver - 1
77	EST1 Racing	EST	Jori Ala-Jyrä	FIN	Indrek Jaaska	EST	Porsche 992 GT3 Cup	AM	243.2	Qualifying - 1 Driver - 1
68	GDL Racing	SMR	Samuele Bosio	ITA			Porsche 992 GT3 Cup	AM	243.2	Qualifying - 1 Driver - 1
14	Ghinzani Arco Motorsport	ITA	Maurizio Fondi	ITA	Laura Van den Hengel	NLD	Porsche 992 GT3 Cup	AM	243.2	Race - 1
007	Street-Art Racing	BEL	Jayan Fazal-Karim	FRA	Julien Darras	FRA	Aston Martin Vantage AMR	TPH	232.2	Qualifying - 1 Driver - 1
99	Lionspeed GP	DEU	José García	ESP	Carlo Scholl	DEU	Porsche Cayman GT4 RS	TPH	228.8	Race - 1





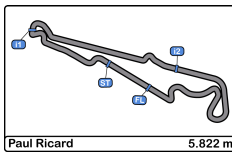
Paul Ricard
GT Cup Europe
Race - 1
Lap Chart



LAP

Nr	Po	Grid	1	2	3	4	5	6	7	8	9	10	11	12	13	14	15	16	17	18	19	20
19	1	19	19	19	19	19	19	19	19	19	19	19	47	47	47	47	47	47	47	47	47	47
80	2	80	80	80	80	80	80	80	80	80	80	80	17	17	17	17	17	17	17	17	17	17
81	3	81	81	81	81	81	81	81	81	81	81	81	57	57	57	57	57	57	57	78	78	78
47	4	47	47	47	47	47	47	47	47	47	52	52	21	21	21	78	78	78	78	57	57	57
69	5	69	44	44	44	44	44	44	44	52	47	77	19	52	67	21	67	67	67	67	67	67
52	6	52	69	69	69	69	69	69	69	21	21	11	52	67	78	67	21	21	21	21	21	52
17	7	17	57	57	57	57	17	17	52	44	77	47	67	78	52	52	52	80	80	80	80	55
16	8	16	17	17	17	17	52	52	17	69	11	21	81	19	80	80	80	52	52	52	52	80
57	9	57	52	52	52	52	57	57	57	17	99	17	78	81	81	81	81	81	55	55	55	21
44	10	44	21	21	21	21	21	21	21	57	70	57	80	80	19	44	55	55	81	81	81	81
21	11	21	77	77	77	67	67	67	67	77	17	67	55	55	55	55	44	69	69	69	16	16
68	12	68	16	67	67	55	55	55	55	11	57	78	44	44	44	19	69	19	16	16	19	19
65	13	65	67	55	55	77	77	77	77	67	67	55	69	69	69	69	19	16	19	19	69	77
78	14	78	55	11	11	11	11	11	11	55	78	69	77	77	77	77	16	77	77	77	77	11
77	15	77	11	78	78	78	78	78	16	16	69	44	16	16	16	16	77	11	11	11	11	
67	16	67	78	14	14	14	16	16	78	70	55	16	11	11	11	11	11	70	70	70	70	
55	17	55	14	007	007	007	14	14	007	99	44	99	70	14	14	70	70	14	14	14	14	
11	18	11	007	70	70	70	007	007	70	78	16	70	14	70	70	007	14	007	007	007	007	
007	19	007	70	99	99	99	70	70	99	007	14	14	99	007	007	14	007	99	99	99	99	
14	20	14	99	16	16	16	99	99	14	14	007	007	007	99	99	99	99	44	44			
70	21	70																				
99	22	99																				

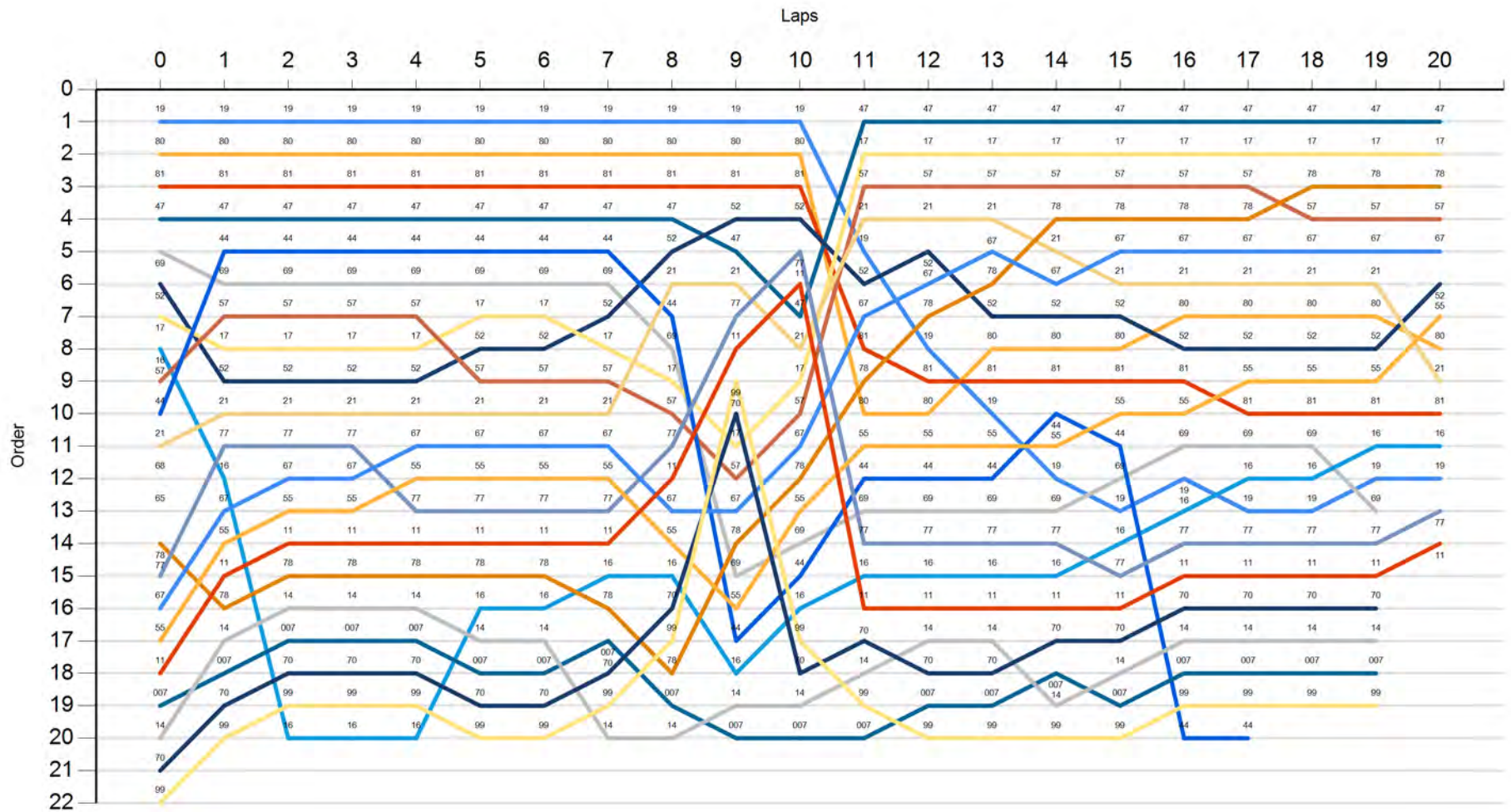


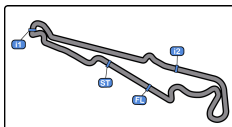


Paul Ricard
GT Cup Europe
Race - 1
Graphic Lap Chart



- 19
- 80
- 81
- 47
- 69
- 52
- 17
- 16
- 57
- 44
- 21
- 68
- 65
- 78
- 77
- 67
- 55
- 11
- 007
- 14
- 70
- 99





Paul Ricard
GT Cup Europe
Race - 1
Pit Stop Analysis

Paul Ricard 5.822 m.



Ord	Nr.	In Day Time	Entrant/Team	Nat	Driver 1	Nat	Driver 2	Nat	Vehicle	Cat	In Time	Stop N°	Pit Time	Handicap	Diff.
1	78	18:10:21.195	ZRS Motorsport	ITA	<u> Davide Scannicchio </u>	ITA	Fabio Babini	ITA	Porsche 992 GT3 Cup	PROAM	21:19.761	1	1:10.897	1:10	
2	14	18:10:33.063	Ghinzani Arco Motorsport	ITA	<u> Maurizio Fondi </u>	ITA	Laura Van den Hengel	NLD	Porsche 992 GT3 Cup	AM	21:31.628	1	1:33.763	1:10	
3	44	18:12:17.162	Eugenio Pisani / SP Racing	ITA	Eugenio Pisani	ITA	<u> Stefano Zanini </u>	MCO	Porsche 911 GT3 Cup gen 2	PROAM	23:15.728	1	1:35.655	1:10	
4	69	18:12:19.006	Kessel Racing	CHE	Alexandre Bochez	CHE	<u> Mikaël Bochez </u>	CHE	Ferrari 488 Challenge Evo	AM	23:17.572	1	1:27.103	1:25	
5	17	18:12:20.053	Rossocorsa Racing	ITA	<u> Lorenzo Innocenti </u>	ITA	Andrea Belicchi	ITA	Ferrari 488 Challenge Evo	PROAM	23:18.618	1	1:15.268	1:15	
6	57	18:12:21.169	Q1-trackracing	BEL	Quentin Antonel	FRA	<u> Nicolas Vandierendonck </u>	BEL	Porsche 992 GT3 Cup	AM*	23:19.735	1	1:13.496	1:10	
7	67	18:12:28.756	GDL Racing	SMR	Gianluca De Lorenzi	ITA	<u> Stefano Borghi </u>	ITA	Porsche 992 GT3 Cup	AM	23:27.321	1	1:12.029	1:10	
8	55	18:12:30.636	Q1-trackracing	BEL	<u> Gustavo Condé </u>	BRA	H. Mello	BRA	Porsche 992 GT3 Cup	AM	23:29.201	1	1:17.241	1:10	
9	16	18:12:32.380	Volcano Motorsport	ESP	Evgenii Leonov	MDA			Porsche 992 GT3 Cup	PROAM*	23:30.946	2	1:37.666	1:35	
10	007	18:12:46.365	Street-Art Racing	BEL	Jayan Fazal-Karim	FRA	<u> Julien Darras </u>	FRA	Aston Martin Vantage AMR	TPH	23:44.930	1	1:32.152	1:10	
11	47	18:14:22.533	EST1 Racing	EST	Alex Reimann	EST			Porsche 992 GT3 Cup	AM	25:21.099	1	1:15.509	1:10	
12	21	18:14:32.731	Camil Perian / R01 Racing by Va	ROU	Florin Tincescu	ROU			Porsche 911 GT3 Cup gen 2	AM	25:31.296	1	1:11.421	1:10	
13	70	18:15:09.316	GDL Racing	SMR	Roberto Bosio	ITA			Porsche 911 GT3 Cup gen 2	AM	26:07.882	1	1:25.402	1:10	
14	19	18:16:24.850	Mertel Motorsport	DEU	Stefano Bozzoni	ITA	<u> Fernando Navarrete </u>	ESP	Ferrari 488 Challenge Evo	AM	27:23.416	1	1:26.659	1:10	
15	80	18:16:28.060	Mertel Motorsport	DEU	Iván Velasco	ESP	<u> Jorge Cabezas </u>	ESP	Ferrari 488 Challenge Evo	PROAM	27:26.626	1	1:37.704	1:30	
16	81	18:16:28.761	Mertel Motorsport	DEU	<u> Luca Ludwig </u>	DEU	Steven Liquorish	GBR	Ferrari 488 Challenge Evo	PROAM	27:27.327	1	1:25.807	1:10	
17	52	18:16:37.911	Q1-trackracing	BEL	<u> Xander Przybylak </u>	BEL	Laurent Vandervele	BEL	Porsche 992 GT3 Cup	AM	27:36.477	1	1:18.684	1:20	-1.316
18	77	18:16:57.314	EST1 Racing	EST	<u> Jori Ala-Jyrä </u>	FIN	Indrek Jaaska	EST	Porsche 992 GT3 Cup	AM	27:55.880	1	1:15.759	1:10	
19	11	18:17:02.781	Eugenio Pisani / SP Racing	ITA	<u> Fabio Fabiani </u>	ITA	Stefano Zerbi	ITA	Porsche 911 GT3 Cup gen 2	AM	28:01.346	1	1:26.183	1:10	
20	99	18:17:25.673	Lionspeed GP	DEU	José García	ESP	<u> Carlo Scholl </u>	DEU	Porsche Cayman GT4 RS	TPH	28:24.239	1	1:33.318	1:10	
21	44	18:34:19.447	Eugenio Pisani / SP Racing	ITA	Eugenio Pisani	ITA	<u> Stefano Zanini </u>	MCO	Porsche 911 GT3 Cup gen 2	PROAM	45:18.013	2	1:51.302	1:10	

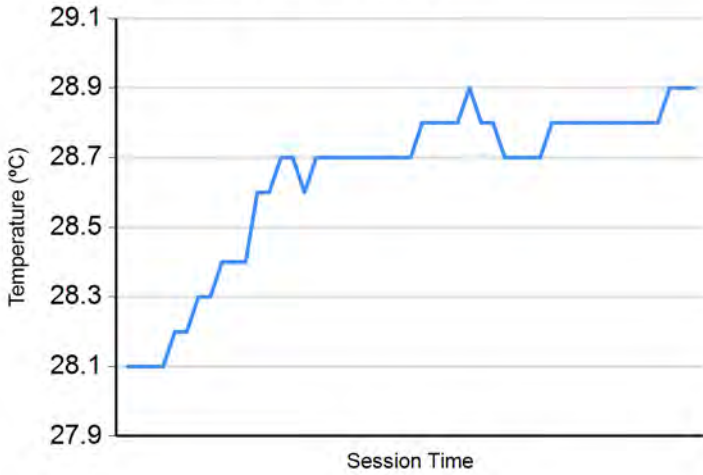




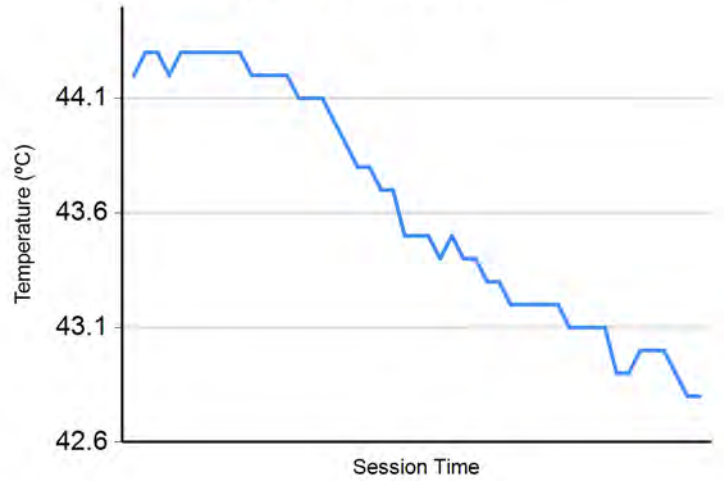
Paul Ricard
GT Cup Europe
Race - 1
Weather Report



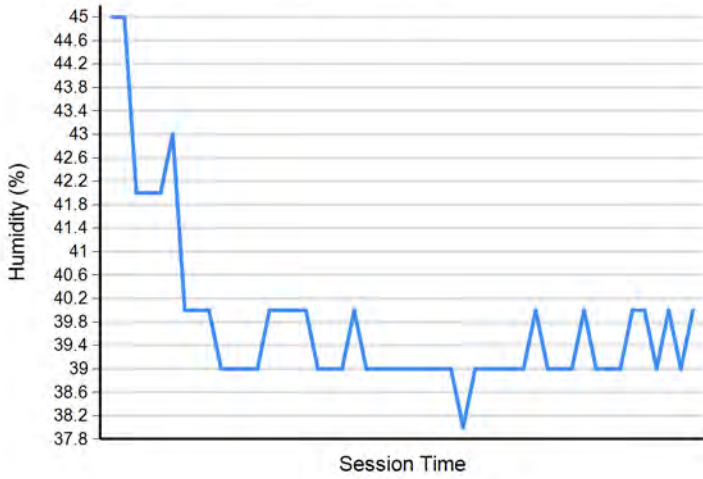
Air Temperature



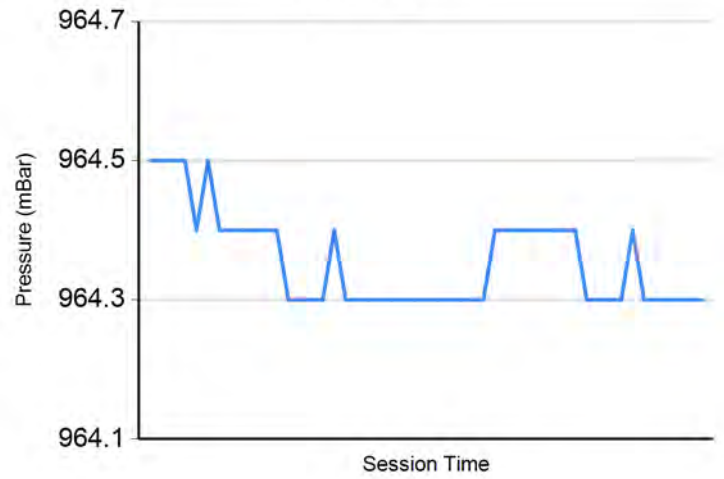
Track Temperature



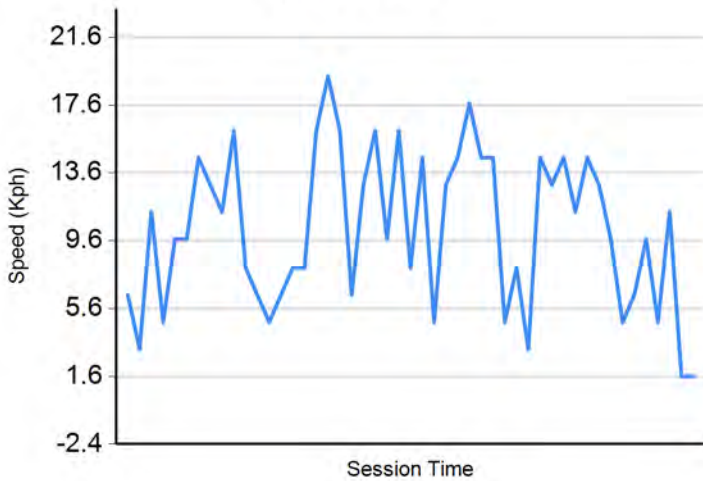
Humidity



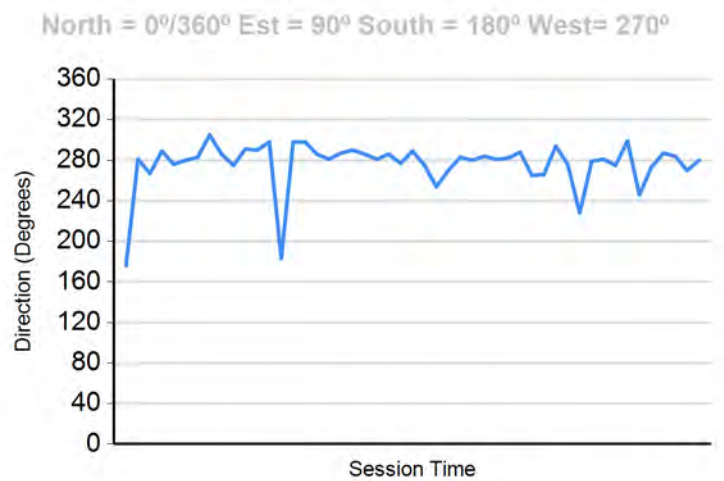
Pressure

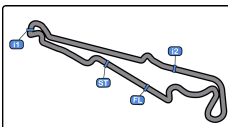


Wind Speed



Wind direction





Paul Ricard
GT Cup Europe
Race - 1



Final Results

Paul Ricard 5.822 m.

Cls	N°	Entrant/Team	Nat	Driver 1	Nat	Driver 2	Nat	Vehicle	Cat	Cl	Laps	Total Time	Gap	Interval	Km/h	Best	Time	Km/h
1	47	EST1 Racing	EST	Alex Reimann	EST			Porsche 992 GT3 Cup	AM	1	20	50:26.391			138.5	12	2:09.183	162.2
2	17	Rossocorsa Racing	ITA	<u>Lorenzo Innocenti</u>	ITA	Andrea Belicchi	ITA	Ferrari 488 Challenge Evo	PROAM	1	20	50:28.962	2.571	2.571	138.3	19	2:08.897	162.6
3	78	ZRS Motorsport	ITA	<u>Davide Scannicchio</u>	ITA	Fabio Babini	ITA	Porsche 992 GT3 Cup	PROAM	2	20	50:29.988	3.597	1.026	138.3	16	2:07.910	163.8
4	57	Q1-trackracing	BEL	Quentin Antonel	FRA	<u>Nicolas Vandierendonck</u>	BEL	Porsche 992 GT3 Cup	AM*	2	20	50:33.255	6.864	3.267	138.1	15	2:09.199	162.2
5	52*	Q1-trackracing	BEL	<u>Xander Przybylak</u>	BEL	Laurent Vandervelde	BEL	Porsche 992 GT3 Cup	AM	3	20	50:59.971	33.580	26.716	136.9	9	2:09.726	161.5
6	80	Mertel Motorsport	DEU	Iván Velasco	ESP	<u>Jorge Cabezas</u>	ESP	Ferrari 488 Challenge Evo	PROAM	3	20	51:01.355	34.964	1.384	136.9	6	2:09.485	161.8
7	21	Camil Perian / R01 Racing by Varu Nicu	ROU	Florin Tinescu	ROU			Porsche 911 GT3 Cup gen 2	AM	4	20	51:02.079	35.688	0.724	136.8	7	2:10.761	160.2
8	81	Mertel Motorsport	DEU	<u>Luca Ludwig</u>	DEU	Steven Liquorish	GBR	Ferrari 488 Challenge Evo	PROAM	4	20	51:09.566	43.175	7.487	136.5	9	2:09.387	161.9
9	67*	GDL Racing	SMR	Gianluca De Lorenzi	ITA	<u>Stefano Borghi</u>	ITA	Porsche 992 GT3 Cup	AM	5	20	51:16.514	50.123	6.948	136.2	10	2:09.636	161.6
10	55*	Q1-trackracing	BEL	<u>Gustavo Condé</u>	BRA	H. Mello	BRA	Porsche 992 GT3 Cup	AM	6	20	51:17.668	51.277	1.154	136.2	13	2:09.646	161.6
11	16	Volcano Motorsport	ESP	Evgenii Leonov	MDA			Porsche 992 GT3 Cup	PROAM*	5	20	51:23.719	57.328	6.051	135.9	10	2:10.661	160.4
12	19	Mertel Motorsport	DEU	Stefano Bozzoni	ITA	<u>Fernando Navarrete</u>	ESP	Ferrari 488 Challenge Evo	AM	7	20	51:42.621	1:16.230	18.902	135.1	8	2:09.170	162.2
13	77	EST1 Racing	FIN	<u>Jori Ala-Jyrä</u>	FIN	Indrek Jaaska	FIN	Porsche 992 GT3 Cup	AM	8	20	51:56.711	1:30.320	14.090	134.4	8	2:12.602	158.0
14	11*	Eugenio Pisani / SP Racing	ITA	<u>Fabio Fabiani</u>	ITA	Stefano Zerbi	ITA	Porsche 911 GT3 Cup gen 2	AM	9	20	52:13.752	1:47.361	17.041	133.7	7	2:13.196	157.3
15	69	Kessel Racing	CHE	Alexandre Bochez	CHE	<u>Mikaël Bochez</u>	CHE	Ferrari 488 Challenge Evo	AM	10	19	49:26.392	1 Lap	1 Lap	134.2	18	2:10.481	160.6
16	70	GDL Racing	SMR	Roberto Bosio	ITA			Porsche 911 GT3 Cup gen 2	AM	11	19	50:30.751	1 Lap	1:04.359	131.3	13	2:15.885	154.2
17	14	Ghinzani Arco Motorsport	ITA	<u>Maurizio Fondi</u>	ITA	Laura Van den Hengel	NLD	Porsche 992 GT3 Cup	AM	12	19	50:47.961	1 Lap	17.210	130.6	10	2:12.252	158.4
18	007	Street-Art Racing	BEL	Jayan Fazal-Karim	FRA	<u>Julien Darras</u>	FRA	Aston Martin Vantage AMR	TPH	1	19	51:04.873	1 Lap	16.912	129.9	7	2:16.820	153.1
19	99	Lionspeed GP	DEU	José García	ESP	<u>Carlo Scholl</u>	DEU	Porsche Cayman GT4 RS	TPH	2	19	51:46.893	1 Lap	42.020	128.1	6	2:17.320	152.6
20	44	Eugenio Pisani / SP Racing	ITA	Eugenio Pisani	ITA	<u>Stefano Zanini</u>	MCO	Porsche 911 GT3 Cup gen 2	PROAM	6	17	51:56.303	3 Laps	2 Laps	114.3	13	2:09.957	161.2

Not classified: (Requirements: 75% of number laps of leader = 15 Laps)

68	GDL Racing	SMR	Samuele Bosio	ITA			Porsche 992 GT3 Cup	AM	13									
65	GDL Racing	SMR	Mario Cordoni	ITA			Porsche 992 GT3 Cup	AM	14									

Fastest lap Scannicchio - Babini in 2:07.910 at 163.8 Km/h in lap 16

PROAM	78	ZRS Motorsport	ITA	Davide Scannicchio	ITA	Fabio Babini	ITA	Porsche 992 GT3 Cup	16	2:07.910	163.8
AM	19	Mertel Motorsport	DEU	Stefano Bozzoni	ITA	Fernando Navarrete	ESP	Ferrari 488 Challenge Evo	8	2:09.170	162.2
TPH	007	Street-Art Racing	BEL	Jayan Fazal-Karim	FRA	Julien Darras	FRA	Aston Martin Vantage AMR	7	2:16.820	153.1

*** PENALTIES**

CAR #67 - 5 SECONDS TIME PENALTY ADDED TO RACE TIME - TRACK LIMITS AND 10 SECONDS TIME PENALTY ADDED TO RACE TIME - TRACK LIMITS

CAR #52 - 5 SECONDS TIME PENALTY ADDED TO RACE TIME - LESS TIME HANDICAP

CAR #11 - 5 SECONDS TIME PENALTY ADDED TO RACE TIME - TRACK LIMITS

CAR #67 DRIVE THROUGH - 20 SECONDS ADDED TO RACE TIME

CAR #55 DRIVE THROUGH - 20 SECONDS ADDED TO RACE TIME

Published at:.....

Track Temp: **42.8 °C** Air Temp: **28.9 °C** Humidity: **40 %** Track Status: **DRY**

Stewards:

Timekeeper:

Luis Garcia

JOB-1605-ESP/M





Championship Classification



Cls	Name	Nat	Net Pts	Pts	Portimao		SPA-Francorchamps	Paul Ricard		Monza		Barcelona	
					R1	R2	R	R1	R2	R1	R2	R1	R2
1	Iván Velasco		55	55	15	15	20	5					
	Jorge Cabezas		55	55	15	15	20	5					
2	Evgenii Leonov		48	48	6	12	30						
3	Laurent Vandervelde		44	44	12	2	24	6					
	Xander Przybylak		44	44	12	2	24	6					
4	Adam Christodolou		30	30			30						
5	Alex Reimann		25	25			10	15					
6	Alexandre Bochez		25	25	4	5	16						
	Mikaël Bochez		25	25	4	5	16						
7	Nicolas Vandierendonck		23	23	5	8	2	8					
8	Fabio Babini		20	20	10			10					
	Davide Scannicchio		20	20	10			10					
9	Eugenio Pisani		18	18	8	10							
	Stefano Zanini		18	18	8	10							
10	Fidel Castillo		15	15	5	8	2						
11	Glauco Solieri		14	14		6	8						
12	Gianluca De Lorenzi		14	14			12	2					
	Stefano Borghi		14	14			12	2					
13	Lorenzo Innocenti		12	12				12					
	Andrea Belicchi		12	12				12					
14	Jori Ala-Jyrä		11	11		1	10						
15	Quentin Antonel		8	8				8					
16	Florin Tincescu		8	8	1	3		4					
17	Samuele Bosio		8	8			8						
18	Paulo Pinheiro		7	7	3	4							
	Pedro Marreiros		7	7	3	4							
19	Stefano Zerbi		6	6			6						
	Fabio Fabiani		6	6			6						
20	Camil Perian		4	4	1	3							
21	Roberto Bosio		4	4			4						
22	Maurizio Fondi		4	4			4						
23	Steven Liquorish		3	3				3					
	Luca Ludwig		3	3				3					
24	Stefano Bozzoni		2	2	2								
	Fernando Navarrete		2	2	2								
25	Indrek Jaaska		1	1		1							
26	Gustavo Condé		1	1				1					
27	H. Mello		1	1				1					
28	Gustavo Conde		0	0									
29	David Perel		0	0									
	Stephen Earle		0	0									



Championship Classification



Cls	Name	Nat	Net		Portimao		SPA-Francorchamps	Paul Ricard		Monza		Barcelona	
			Pts	Pts	R	R1	R2	R1	R2	R1	R2	R1	R2
30	Jayan Fazal-Karim		0	0									
	Julien Darras		0	0									
31	Laura Van den Hengel		0	0									
32	José García		0	0									
	Carlo Scholl		0	0									
33	Lorenzo Ferdinando Innocenti		0	0									
34	Mario Cordoni		0	0									
35	Remi Van Straaten		0	0									
	Axel Van Straaten		0	0									
36	Axel Saringen		0	0									
37	Enrico Fulgenzi		0	0									
	Shintaro Akatsu		0	0									
38	Roberto Fecchio		0	0									
	Juuso Puhakka		0	0									



Championship AM Classification









Cls	Name	Nat	Net Pts	Pts	Portimao		SPA-Francorchamps	Paul Ricard		Monza		Barcelona	
					R1	R2	R	R1	R2	R1	R2	R1	R2
1	Laurent Vandervelde		30	30	8	2	16	4					
	Xander Przybylak		30	30	8	2	16	4					
2	Mikaël Bochez		24	24	6	6	12						
	Alexandre Bochez		24	24	6	6	12						
3	Alex Reimann		14	14			6	8					
4	Glauco Solieri		13	13	1	8	4						
5	Gianluca De Lorenzi		10	10			8	2					
	Stefano Borghi		10	10			8	2					
6	Paulo Pinheiro		8	8	4	4							
	Pedro Marreiros		8	8	4	4							
7	Florin Tincescu		8	8	2	3		3					
8	Jori Ala-Jyrä		7	7		1	6						
9	Nicolas Vandierendonck		6	6				6					
	Quentin Antonel		6	6				6					
10	Camil Perian		5	5	2	3							
11	Samuele Bosio		4	4			4						
12	Stefano Bozzoni		3	3	3								
	Fernando Navarrete		3	3	3								
13	Fabio Fabiani		2	2			2						
	Stefano Zerbi		2	2			2						
14	Indrek Jaaska		1	1		1							
15	Gustavo Condé		1	1				1					
	H. Mello		1	1				1					
16	Roberto Bosio		0	0									
17	Maurizio Fondi		0	0									
18	Laura Van den Hengel		0	0									
19	Mario Cordoni		0	0									
























Championship TROPHY Classification



Cls	Name	Nat	Net		Portimao		SPA-Francorchamps	Paul Ricard		Monza		Barcelona	
			Pts	Pts	R1	R2	R	R1	R2	R1	R2	R1	R2
1	Jayan Fazal-Karim		10	10	3	3		4					
	Julien Darras		10	10	3	3		4					
2	Gustavo Conde		8	8	4	4							
	H. Mello		8	8	4	4							
3	José García		3	3				3					
	Carlo Scholl		3	3				3					



Championship Teams' Classification

Cls	Team	Nat	Net Pts	Pts	 <u>Portimao</u>		 <u>SPA-Francorchamps</u>	 <u>Paul Ricard</u>		 <u>Monza</u>		 <u>Barcelona</u>	
					R1	R2	R	R1	R2	R1	R2	R1	R2
1	Q1-trackracing		27	27	7	3	12	5					
2	Mertel Motorsport		25	25	8	8	8	1					
3	Volcano Motorsport		24	24	2	6	16						
4	EST1 Racing		10	10			2	8					
5	ZRS Motorsport		8	8	4			4					
6	Kessel Racing		7	7		1	6						
7	Eugenio Pisani / SP Racing		7	7	3	4							
8	Rossocorsa Racing		6	6				6					
9	GDL Racing		4	4			4						
10	Ghinzani Arco Motorsport		2	2		2							
11	Lionspeed GP		0	0									
	Camil Perian / R01 Racing by Varu Nicu		0	0									
	Street-Art Racing		0	0									
12	Paulo Pinheiro		0	0									
	Axel Van Straaten / Orhès Racing		0	0									
	Enrico Fulgenzi Racing / Enrico Fulgenzi		0	0									



Drivers Statistics

Cls	Nº	Name	Nat	Net Points	Points	First Positions	Seconds Positions	Thirds Positions	Race Fastest Laps	Pole Positions	Laps in first place	Km. covered in Race	Km. covered in Practice
1	80	Iván Velasco		55	55	2		1				720.253	920.297
	80	Jorge Cabezas		55	55	2		1				720.253	920.297
2	16	Evgenii Leonov		48	48	1	1			1		720.253	836.458
3	52	Laurent Vandervelde		44	44		2					720.253	971.617
	52	Xander Przybylak		44	44		2					720.253	971.617
4	116	Adam Christodolou		30	30	1				1		357.204	280.160
5	47	Alex Reimann		25	25	1						466.640	626.198
6	69	Alexandre Bochez		25	25							707.427	1039.130
	69	Mikaël Bochez		25	25							707.427	1039.130
7	57	Nicolas Vandierendonck		23	23							678.229	982.102
8	78	Fabio Babini		20	20			2	3			316.519	644.728
	78	Davide Scannicchio		20	20			2	3			316.519	644.728
9	44	Eugenio Pisani		18	18			1		1		520.683	944.780
	44	Stefano Zanini		18	18			1		1		520.683	944.780
10	57	Fidel Castillo		15	15							561.789	696.824
11	68	Glauco Solieri		14	14							592.156	713.134
12	67	Gianluca De Lorenzi		14	14							652.760	866.740
	67	Stefano Borghi		14	14							652.760	866.740
13	17	Lorenzo Innocenti		12	12		1					116.440	
	17	Andrea Belicchi		12	12		1					116.440	314.388
14	77	Jori Ala-Jyrä		11	11							703.943	1112.494
15	57	Quentin Antonel		8	8							116.440	285.278
16	21	Florin Tincescu		8	8							365.400	1027.538
17	68	Samuele Bosio		8	8							350.200	594.724
18	45	Paulo Pinheiro		7	7							246.609	348.975
	45	Pedro Marreiros		7	7							246.609	348.975
19	11	Stefano Zerbi		6	6							634.099	952.917
	11	Fabio Fabiani		6	6							634.099	952.917
20	21	Camil Perian		4	4							248.960	986.784
21	70	Roberto Bosio		4	4							446.810	567.890
22	14	Maurizio Fondi		4	4							446.810	614.466
23	81	Steven Liquorish		3	3							116.440	238.702
	81	Luca Ludwig		3	3							333.564	511.858
24	19	Stefano Bozzoni		2	2				1	1		503.570	739.871
	19	Fernando Navarrete		2	2				1	1		503.570	739.871
25	77	Indrek Jaaska		1	1							353.743	748.286
26	55	Gustavo Condé		1	1							116.440	308.566
27	55	H. Mello		1	1							353.743	624.970
28	43	Gustavo Conde		0	0							237.303	316.404



Drivers Statistics

Cls	Nº	Name	Nat	Net Points	Points	First Positions	Seconds Positions	Thirds Positions	Race Fastest Laps	Pole Positions	Laps in first place	Km. covered in Race	Km. covered in Practice
29	111	David Perel		0	0					1		218.691	237.303
	111	Stephen Earle		0	0					1		218.691	237.303
30	1007	Jayan Fazal-Karim		0	0							347.921	612.111
	1007	Julien Darras		0	0							347.921	612.111
31	14	Laura Van den Hengel		0	0							110.618	285.278
32	99	José García		0	0							110.618	215.414
	99	Carlo Scholl		0	0							110.618	215.414
33	17	Lorenzo Ferdinando Innocenti		0	0								314.388
34	65	Mario Cordoni		0	0								151.372
35	73	Remi Van Straaten		0	0							175.100	350.200
	73	Axel Van Straaten		0	0							175.100	350.200
36	81	Axel Saringen		0	0							217.124	273.156
37	90	Enrico Fulgenzi		0	0					1		7.004	315.180
	90	Shintaro Akatsu		0	0					1		7.004	315.180
38	166	Roberto Fecchio		0	0							70.040	357.204
	166	Juuso Puhakka		0	0							70.040	357.204



Drivers Performance



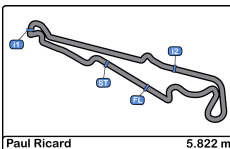
Cls	Name	Nat	Net Pts	Pts	Portimao		SPA-Francorchamps	Paul Ricard		Monza		Barcelona	
					R1	R2	R	R1	R2	R1	R2	R1	R2
1	Iván Velasco		55	55	2-1	3-1	4-3	2-6					
	Jorge Cabezas		55	55	2-1	3-1	4-3	2-6					
2	Evgenii Leonov		48	48	5-5	4-2	6-1	8-11					
3	Laurent Vandervelde		44	44	10-2	5-9	5-2	6-5					
	Xander Przybylak		44	44	10-2	5-9	5-2	6-5					
4	Adam Christodolou		30	30	NP -	NP -	6-1	NP - NP					
5	Alex Reimann		25	25	NP -	NP -	7-6	4-1					
6	Alexandre Bochez		25	25	8-7	8-6	8-4	5-15					
	Mikaël Bochez		25	25	8-7	8-6	8-4	5-15					
7	Nicolas Vandierendonck		23	23	NP - 6	NP - 4	NP - 10	NP - NP					
8	Fabio Babini		20	20	6-3	2-NC	NP - NP	14-3					
	Davide Scannicchio		20	20	6-3	2-NC	NP - NP	14-3					
9	Eugenio Pisani		18	18	1-4	9-3	13-NC	10-20					
	Stefano Zanini		18	18	1-4	9-3	13-NC	10-20					
10	Fidel Castillo		15	15	13-6	6-4	10-10	NP - NP					
11	Glauco Solieri		14	14	14-11	11-5	11-7	NP - NP					
12	Gianluca De Lorenzi		14	14	4-NC	10-15	14-5	16-9					
	Stefano Borghi		14	14	4-NC	10-15	14-5	16-9					
13	Lorenzo Innocenti		12	12	NP - NP	NP - NP	NP - NP	NP - 2					
	Andrea Belicchi		12	12	NP -	NP -	NP -	7-2					
14	Jori Ala-Jyrä		11	11	9-13	12-10	7-6	15-13					
15	Quentin Antonel		8	8	NP -	NP -	NP -	9-4					
16	Florin Tincescu		8	8	12-10	13-8	12-NC	11-7					
17	Samuele Bosio		8	8	NP -	NP -	11-7	12 - NP					
18	Paulo Pinheiro		7	7	7-8	7-7	NP - NP	NP - NP					
	Pedro Marreiros		7	7	7-8	7-7	NP - NP	NP - NP					
19	Stefano Zerbi		6	6	11-NC	14-11	16-8	18-14					
	Fabio Fabiani		6	6	11-NC	14-11	16-8	18-14					
20	Camil Perian		4	4	12-10	13-8	12-NC	NP - NP					
21	Roberto Bosio		4	4	NP -	NP -	17-9	21-16					
22	Maurizio Fondi		4	4	NP -	NP -	17-9	20-17					
23	Steven Liquorish		3	3	NP -	NP -	NP -	3-8					
	Luca Ludwig		3	3	NP -	NP -	3-NC	3-8					
24	Stefano Bozzoni		2	2	3-9	NP - NP	2-NC	1-12					
	Fernando Navarrete		2	2	3-9	NP - NP	2-NC	1-12					
25	Indrek Jaaska		1	1	9-13	12-10	NP - NP	15-13					
26	Gustavo Condé		1	1	NP -	NP -	NP -	17-10					
27	H. Mello		1	1	NP - 14	NP - 12	NP - NP	NP - NP					
28	Gustavo Conde		0	0	17-14	16-12	NP - NP	NP - NP					
29	David Perel		0	0	15-12	1-14	NP - NP	NP - NP					
	Stephen Earle		0	0	15-12	1-14	NP - NP	NP - NP					



Drivers Performance



Cls	Name	Nat	Net Pts	Pts	Portimao		SPA-Francorchamps	Paul Ricard		Monza		Barcelona	
					R1	R2	R	R1	R2	R1	R2	R1	R2
30	Jayan Fazal-Karim		0	0	16 - 15	15 - 13	NP - NP	19 - 18					
	Julien Darras		0	0	16 - 15	15 - 13	NP - NP	19 - 18					
31	Laura Van den Hengel		0	0	NP -	NP -	NP -	20 - 17					
32	José García		0	0	NP -	NP -	NP -	22 - 19					
	Carlo Scholl		0	0	NP -	NP -	NP -	22 - 19					
33	Lorenzo Ferdinando Innocenti		0	0	NP -	NP -	NP -	7 - NP					
34	Mario Cordoni		0	0	NP -	NP -	NP -	13 - NP					
35	Remi Van Straaten		0	0	NP -	NP -	9 - NC	NP - NP					
	Axel Van Straaten		0	0	NP -	NP -	9 - NC	NP - NP					
36	Axel Saringen		0	0	NP -	NP -	3 - NC	NP - NP					
37	Enrico Fulgenzi		0	0	NP -	NP -	1 - NC	NP - NP					
	Shintaro Akatsu		0	0	NP -	NP -	1 - NC	NP - NP					
38	Roberto Fecchio		0	0	NP -	NP -	15 - NC	NP - NP					
	Juuso Puhakka		0	0	NP -	NP -	15 - NC	NP - NP					



Paul Ricard
GT Cup Europe
Qualifying - 2 Driver - 2
Provisional Results



Cls	N°	Entrant/Team	Nat	Driver 1	Nat	Driver 2	Nat	Vehicle	Cat	Cls	Laps	Best	Time	Gap	Interval	Km/h
1	17	Rossocorsa Racing	ITA	Lorenzo Innocenti	ITA	Andrea Belicchi	ITA	Ferrari 488 Challenge Evo	PROAM	1	4	3	2:06.072			166.2
2	78	ZRS Motorsport	ITA	Daive Scannicchio	ITA	Fabio Babini	ITA	Porsche 992 GT3 Cup	PROAM	2	6	5	2:06.610	0.538	0.538	165.5
3	80	Mertel Motorsport	DEU	Iván Velasco	ESP	Jorge Cabezas	ESP	Ferrari 488 Challenge Evo	PROAM	3	8	7	2:07.013	0.941	0.403	165.0
4	57	Q1-trackracing	BEL	Quentin Antonel	FRA	Nicolas Vandierendonck	BEL	Porsche 992 GT3 Cup	AM*	1	8	6	2:08.108	2.036	1.095	163.6
5	67	GDL Racing	SMR	Gianluca De Lorenzi	ITA	Stefano Borghi	ITA	Porsche 992 GT3 Cup	AM	2	6	5	2:08.228	2.156	0.120	163.4
6	16	Volcano Motorsport	ESP	Evgenii Leonov	IND			Porsche 992 GT3 Cup	PROAM*	4	9	4	2:08.274	2.202	0.046	163.3
7	55	Q1-trackracing	BEL	Gustavo Condé	BRA	H. Mello	BRA	Porsche 992 GT3 Cup	AM	3	10	9	2:08.558	2.486	0.284	163.0
8	47	EST1 Racing	EST	Alex Reimann	EST			Porsche 992 GT3 Cup	PROAM	5	7	6	2:08.636	2.564	0.078	162.9
9	44	Eugenio Pisani / SP Racing	ITA	Eugenio Pisani	ITA	Stefano Zanini	MCO	Porsche 911 GT3 Cup gen 2	PROAM	6	8	4	2:08.660	2.588	0.024	162.9
10	69	Kessel Racing	CHE	Alexandre Bochez	CHE	Mikaël Bochez	CHE	Ferrari 488 Challenge Evo	AM	4	10	6	2:08.849	2.777	0.189	162.6
11	52	Q1-trackracing	BEL	Xander Przybylak	BEL	Laurent Vandervelde	BEL	Porsche 992 GT3 Cup	AM	5	9	8	2:10.012	3.940	1.163	161.2
12	81	Mertel Motorsport	DEU	Luca Ludwig	GBR	Steven Liquorish	GBR	Ferrari 488 Challenge Evo	PROAM	7	9	5	2:10.554	4.482	0.542	160.5
13	21	Camil Perian / R01 Racing by Varu Nicu	ROU	Florin Tincescu	ROU			Porsche 911 GT3 Cup gen 2	AM	6	8	7	2:10.592	4.520	0.038	160.4
14	11	Eugenio Pisani / SP Racing	ITA	Fabio Fabiani	ITA	Stefano Zerbi	ITA	Porsche 911 GT3 Cup gen 2	AM	7	10	7	2:12.148	6.076	1.556	158.6
15	14	Ghinzani Arco Motorsport	ITA	Maurizio Fondi	NLD	Laura Van den Hengel	NLD	Porsche 992 GT3 Cup	AM	8	10	8	2:12.683	6.611	0.535	157.9
16	19	Mertel Motorsport	DEU	Stefano Bozzoni	ITA	Fernando Navarrete	ESP	Ferrari 488 Challenge Evo	AM	9	9	3	2:12.708	6.636	0.025	157.9
17	77	EST1 Racing	EST	Jori Ala-Jyrä	FIN	Indrek Jaaska	EST	Porsche 992 GT3 Cup	AM	10	10	9	2:13.435	7.363	0.727	157.0
18	70	GDL Racing	SMR	Roberto Bosio	ITA			Porsche 911 GT3 Cup gen 2	AM	11	10	7	2:14.238	8.166	0.803	156.1
19	007	Street-Art Racing	BEL	Jayan Fazal-Karim	FRA	Julien Darras	FRA	Aston Martin Vantage AMR	TPH	1	9	6	2:15.459	9.387	1.221	154.7
20	99	Lionspeed GP	DEU	José García	ESP	Carlo Scholl	DEU	Porsche Cayman GT4 RS	TPH	2	8	4	2:21.580	15.508	6.121	148.0
21	68	GDL Racing	SMR	Samuele Bosio	ITA			Porsche 992 GT3 Cup	AM	12	3	3	2:32.734	26.662	11.154	137.2

*** PENALTIES**

- CAR 52 TIME 2:13.128 DELETED TRACK LIMITS AT T 7 AND T10
- CAR 1007 TIME 2:18.611 DELETED TRACK LIMITS AT T 7
- CAR 57 TIME 2:08.180 DELETED TRACK LIMITS AT T 7
- CAR 70 TIME 2:15.967 DELETED TRACK LIMITS AT T 10
- CAR 52 TIME 2:12.023 DELETED TRACK LIMITS AT T 7
- CAR 47 TIME 2:18.077 DELETED TRACK LIMITS AT T 7
- CAR 69 TIME 2:12.512 DELETED TRACK LIMITS AT T 7
- CAR 70 TIME 2:17.683 DELETED TRACK LIMITS AT T 7
- CAR 80 TIME 2:07.223 DELETED TRACK LIMITS AT T 10
- CAR 47 TIME 2:08.265 DELETED TRACK LIMITS AT T 7
- CAR 77 TIME 2:16.031 DELETED TRACK LIMITS AT T 7

Published at:.....

Track Temp: 27.2 °C Air Temp: 25.6 °C Humidity: 47 % Track Status: DRY

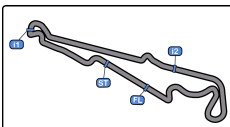
Race Director:

Timekeeper:

Luis Garcia

JOB-1605-ESP/M





Paul Ricard
GT Cup Europe
Qualifying - 2 Driver - 2



Paul Ricard 5.822 m

Provisional Results

- CAR 52 TIME 2:23.365 DELETED TRACK LIMITS AT T 7
- CAR 55 TIME 2:18.095 DELETED TRACK LIMITS AT T 10
- CAR 11 TIME 2:13.566 DELETED TRACK LIMITS AT T 7
- CAR 70 TIME 2:14.105 DELETED TRACK LIMITS AT T 7
- CAR 16 TIME 2:18.113 DELETED TRACK LIMITS AT T 10
- CAR 44 TIME 2:15.474 DELETED TRACK LIMITS AT T 10
- CAR 69 TIME 2:08.762 DELETED TRACK LIMITS AT T 7
- CAR 70 TIME 2:13.864 DELETED TRACK LIMITS AT T 7
- CAR 14 TIME 2:13.154 DELETED TRACK LIMITS AT T 7
- CAR 11 TIME 2:12.025 DELETED TRACK LIMITS AT T 7

Published at:.....

Track Temp: **27.2 °C** Air Temp: **25.6 °C** Humidity: **47 %** Track Status: **DRY**

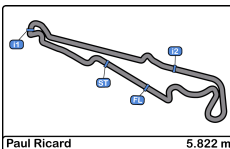
Race Director:

Timekeeper:

Luis Garcia

JOB-1605-ESP/M





Paul Ricard
GT Cup Europe
Qualifying - 2 Driver - 2
Provisional Results by Category



PROAM																
Cls	N°	Entrant/Team	Nat	Driver 1	Nat	Driver 2	Nat	Vehicle	Cat	Cls	Laps	Best	Time	Gap	Interval	Km/h
1	17	Rossocorsa Racing	ITA	Lorenzo Innocenti	ITA	Andrea Belicchi	ITA	Ferrari 488 Challenge Evo	PROAM	1	4	3	2:06.072			166.2
2	78	ZRS Motorsport	ITA	Davide Scannicchio	ITA	Fabio Babini	ITA	Porsche 992 GT3 Cup	PROAM	2	6	5	2:06.610	0.538	0.538	165.5
3	80	Mertel Motorsport	DEU	Iván Velasco	ESP	Jorge Cabezas	ESP	Ferrari 488 Challenge Evo	PROAM	3	8	7	2:07.013	0.941	0.403	165.0
4	16	Volcano Motorsport	ESP	Evgenii Leonov	MDA			Porsche 992 GT3 Cup	PROAM*	4	9	4	2:08.274	2.202	1.261	163.3
5	47	EST1 Racing	EST	Alex Reimann	EST			Porsche 992 GT3 Cup	PROAM	5	7	6	2:08.636	2.564	0.362	162.9
6	44	Eugenio Pisani / SP Racing	ITA	Eugenio Pisani	ITA	Stefano Zanini	MCO	Porsche 911 GT3 Cup gen 2	PROAM	6	8	4	2:08.660	2.588	0.024	162.9
7	81	Mertel Motorsport	DEU	Luca Ludwig	DEU	Steven Liguorish	GBR	Ferrari 488 Challenge Evo	PROAM	7	9	5	2:10.554	4.482	1.894	160.5

AM																
Cls	N°	Entrant/Team	Nat	Driver 1	Nat	Driver 2	Nat	Vehicle	Cat	Cls	Laps	Best	Time	Gap	Interval	Km/h
1	57	Q1-trackracing	BEL	Quentin Antonel	FR	Nicolas Vandierendonck	BEL	Porsche 992 GT3 Cup	AM*	1	8	6	2:08.108			163.6
2	67	GDL Racing	SMR	Gianluca De Lorenzi	ITA	Stefano Borghi	ITA	Porsche 992 GT3 Cup	AM	2	6	5	2:08.228	0.120	0.120	163.4
3	55	Q1-trackracing	BEL	Gustavo Condé	BRA	H. Mello	BRA	Porsche 992 GT3 Cup	AM	3	10	9	2:08.558	0.450	0.330	163.0
4	69	Kessel Racing	CHE	Alexandre Bochez	CHE	Mikaël Bochez	CHE	Ferrari 488 Challenge Evo	AM	4	10	6	2:08.849	0.741	0.291	162.6
5	52	Q1-trackracing	BEL	Xander Przybylak	BEL	Laurent Vandervelde	BEL	Porsche 992 GT3 Cup	AM	5	9	8	2:10.012	1.904	1.163	161.2
6	21	Camil Perian / R01 Racing by Varu Nicu	ROU	Florin Tincescu	ROU			Porsche 911 GT3 Cup gen 2	AM	6	8	7	2:10.592	2.484	0.580	160.4
7	11	Eugenio Pisani / SP Racing	ITA	Fabio Fabiani	ITA	Stefano Zerbi	ITA	Porsche 911 GT3 Cup gen 2	AM	7	10	7	2:12.148	4.040	1.556	158.6
8	14	Ghinzani Arco Motorsport	ITA	Maurizio Fondi	ITA	Laura Van den Hengel	NLD	Porsche 992 GT3 Cup	AM	8	10	8	2:12.683	4.575	0.535	157.9
9	19	Mertel Motorsport	DEU	Stefano Bozzoni	ITA	Fernando Navarrete	ESP	Ferrari 488 Challenge Evo	AM	9	9	3	2:12.708	4.600	0.025	157.9
10	77	EST1 Racing	EST	Jori Ala-Jyrä	FIN	Indrek Jaaska	EST	Porsche 992 GT3 Cup	AM	10	10	9	2:13.435	5.327	0.727	157.0
11	70	GDL Racing	SMR	Roberto Bosio	ITA			Porsche 911 GT3 Cup gen 2	AM	11	10	7	2:14.238	6.130	0.803	156.1
12	68	GDL Racing	SMR	Samuele Bosio	ITA			Porsche 992 GT3 Cup	AM	12	3	3	2:32.734	24.626	18.496	137.2

TPH																
Cls	N°	Entrant/Team	Nat	Driver 1	Nat	Driver 2	Nat	Vehicle	Cat	Cls	Laps	Best	Time	Gap	Interval	Km/h
1	007	Street-Art Racing	BEL	Jayan Fazal-Karim	FR	Julien Darras	FR	Aston Martin Vantage AMR	TPH	1	9	6	2:15.459			154.7
2	99	Lionspeed GP	DEU	José García	ESP	Carlo Scholl	DEU	Porsche Cayman GT4 RS	TPH	2	8	4	2:21.580	6.121	6.121	148.0

*** PENALTIES**

CAR 52 TIME 2:13.128 DELETED TRACK LIMITS AT T 7 AND T10

CAR 1007 TIME 2:18.611 DELETED TRACK LIMITS AT T 7

CAR 57 TIME 2:08.180 DELETED TRACK LIMITS AT T 7

CAR 70 TIME 2:15.967 DELETED TRACK LIMITS AT T 10

Published at:.....

Track Temp: 27.2 °C Air Temp: 25.6 °C Humidity: 47 % Track Status: DRY

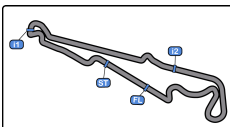
Race Director:

Timekeeper:

Luis Garcia

JOB-1605-ESP/M





Paul Ricard
GT Cup Europe
Qualifying - 2 Driver - 2



Provisional Results by Category

Paul Ricard 5.822 m

- CAR 52 TIME 2:12.023 DELETED TRACK LIMITS AT T 7
- CAR 47 TIME 2:18.077 DELETED TRACK LIMITS AT T 7
- CAR 69 TIME 2:12.512 DELETED TRACK LIMITS AT T 7
- CAR 70 TIME 2:17.683 DELETED TRACK LIMITS AT T 7
- CAR 80 TIME 2:07.223 DELETED TRACK LIMITS AT T 10
- CAR 47 TIME 2:08.265 DELETED TRACK LIMITS AT T 7
- CAR 77 TIME 2:16.031 DELETED TRACK LIMITS AT T 7
- CAR 52 TIME 2:23.365 DELETED TRACK LIMITS AT T 7
- CAR 55 TIME 2:18.095 DELETED TRACK LIMITS AT T 10
- CAR 11 TIME 2:13.566 DELETED TRACK LIMITS AT T 7
- CAR 70 TIME 2:14.105 DELETED TRACK LIMITS AT T 7
- CAR 16 TIME 2:18.113 DELETED TRACK LIMITS AT T 10
- CAR 44 TIME 2:15.474 DELETED TRACK LIMITS AT T 10
- CAR 69 TIME 2:08.762 DELETED TRACK LIMITS AT T 7
- CAR 70 TIME 2:13.864 DELETED TRACK LIMITS AT T 7
- CAR 14 TIME 2:13.154 DELETED TRACK LIMITS AT T 7
- CAR 11 TIME 2:12.025 DELETED TRACK LIMITS AT T 7

Published at:.....

Track Temp: 27.2 °C Air Temp: 25.6 °C Humidity: 47 % Track Status: DRY

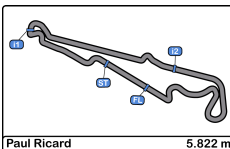
Race Director:

Timekeeper:

Luis Garcia

JOB-1605-ESP/M





Paul Ricard
GT Cup Europe
Qualifying - 2 Driver - 2
Provisional Results by Class



GT Open Cup Europe																
Cls	Nº	Entrant/Team	Nat	Driver 1	Nat	Driver 2	Nat	Vehicle	Cat	Cls	Laps	Best	Time	Gap	Interval	Km/h
1	17	Rosscorsa Racing	ITA	Lorenzo Innocenti	ITA	<u>Andrea Belicchi</u>	ITA	Ferrari 488 Challenge Evo	GT Cup	1	4	3	2:06.072			166.2
2	78	ZRS Motorsport	ITA	Davide Scannicchio	ITA	<u>Fabio Babini</u>	ITA	Porsche 992 GT3 Cup	GT Cup	2	6	5	2:06.610	0.538	0.538	165.5
3	80	Mertel Motorsport	DEU	<u>Iván Velasco</u>	ESP	Jorge Cabezas	ESP	Ferrari 488 Challenge Evo	GT Cup	3	8	7	2:07.013	0.941	0.403	165.0
4	57	Q1-trackracing	BEL	<u>Quentin Antonel</u>	FRA	Nicolas Vandierendonck	BEL	Porsche 992 GT3 Cup	GT Cup*	4	8	6	2:08.108	2.036	1.095	163.6
5	67	GDL Racing	SMR	<u>Gianluca De Lorenzi</u>	ITA	Stefano Borghi	ITA	Porsche 992 GT3 Cup	GT Cup	5	6	5	2:08.228	2.156	0.120	163.4
6	16	Volcano Motorsport	ESP	Evgenii Leonov	IND			Porsche 992 GT3 Cup	GT Cup*	6	9	4	2:08.274	2.202	0.046	163.3
7	55	Q1-trackracing	BEL	Gustavo Condé	BRA	<u>H. Mello</u>	BRA	Porsche 992 GT3 Cup	GT Cup	7	10	9	2:08.558	2.486	0.284	163.0
8	47	EST1 Racing	EST	Alex Reimann	EST			Porsche 992 GT3 Cup	GT Cup	8	7	6	2:08.636	2.564	0.078	162.9
9	44	Eugenio Pisani / SP Racing	ITA	<u>Eugenio Pisani</u>	ITA	Stefano Zanini	MCO	Porsche 911 GT3 Cup gen 2	GT Cup	9	8	4	2:08.660	2.588	0.024	162.9
10	69	Kessel Racing	CHE	<u>Alexandre Bochez</u>	CHE	Mikaël Bochez	CHE	Ferrari 488 Challenge Evo	GT Cup	10	10	6	2:08.849	2.777	0.189	162.6
11	52	Q1-trackracing	BEL	Xander Przybylak	BEL	<u>Laurent Vandervelde</u>	BEL	Porsche 992 GT3 Cup	GT Cup	11	9	8	2:10.012	3.940	1.163	161.2
12	81	Mertel Motorsport	DEU	Luca Ludwig	GBR	<u>Steven Liquorish</u>	GBR	Ferrari 488 Challenge Evo	GT Cup	12	9	5	2:10.554	4.482	0.542	160.5
13	21	Camil Perian / R01 Racing by Varu Nicu	ROU	Florin Tincescu	ROU			Porsche 911 GT3 Cup gen 2	GT Cup	13	8	7	2:10.592	4.520	0.038	160.4
14	11	Eugenio Pisani / SP Racing	ITA	Fabio Fabiani	ITA	<u>Stefano Zerbi</u>	ITA	Porsche 911 GT3 Cup gen 2	GT Cup	14	10	7	2:12.148	6.076	1.556	158.6
15	14	Ghinzani Arco Motorsport	ITA	Maurizio Fondi	ITA	<u>Laura Van den Hengel</u>	NLD	Porsche 992 GT3 Cup	GT Cup	15	10	8	2:12.683	6.611	0.535	157.9
16	19	Mertel Motorsport	DEU	<u>Stefano Bozzoni</u>	ITA	Fernando Navarrete	ESP	Ferrari 488 Challenge Evo	GT Cup	16	9	3	2:12.708	6.636	0.025	157.9
17	77	EST1 Racing	EST	Jori Ala-Jyrä	FIN	<u>Indrek Jaaska</u>	EST	Porsche 992 GT3 Cup	GT Cup	17	10	9	2:13.435	7.363	0.727	157.0
18	70	GDL Racing	SMR	Roberto Bosio	ITA			Porsche 911 GT3 Cup gen 2	GT Cup	18	10	7	2:14.238	8.166	0.803	156.1
19	68	GDL Racing	SMR	Samuele Bosio	ITA			Porsche 992 GT3 Cup	GT Cup	19	3	3	2:32.734	26.662	18.496	137.2

GT Cup Trophy																
Cls	Nº	Entrant/Team	Nat	Driver 1	Nat	Driver 2	Nat	Vehicle	Cat	Cls	Laps	Best	Time	Gap	Interval	Km/h
1	007	Street-Art Racing	BEL	<u>Jayan Fazal-Karim</u>	FRA	Julien Darras	FRA	Aston Martin Vantage AMR	GT Cup	1	9	6	2:15.459			154.7
2	99	Lionspeed GP	DEU	<u>José García</u>	ESP	Carlo Scholl	DEU	Porsche Cayman GT4 RS	GT Cup	2	8	4	2:21.580	6.121	6.121	148.0

*** PENALTIES**

- CAR 52 TIME 2:13.128 DELETED TRACK LIMITS AT T 7 AND T10
- CAR 1007 TIME 2:18.611 DELETED TRACK LIMITS AT T 7
- CAR 57 TIME 2:08.180 DELETED TRACK LIMITS AT T 7
- CAR 70 TIME 2:15.967 DELETED TRACK LIMITS AT T 10
- CAR 52 TIME 2:12.023 DELETED TRACK LIMITS AT T 7
- CAR 47 TIME 2:18.077 DELETED TRACK LIMITS AT T 7
- CAR 69 TIME 2:12.512 DELETED TRACK LIMITS AT T 7

Published at:.....

Track Temp: 27.2 °C Air Temp: 25.6 °C Humidity: 47 % Track Status: DRY

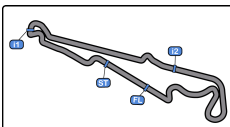
Race Director:

Timekeeper:

Luis Garcia

JOB-1605-ESP/M





Paul Ricard
GT Cup Europe
Qualifying - 2 Driver - 2



Provisional Results by Class

Paul Ricard 5.822 m

- CAR 70 TIME 2:17.683 DELETED TRACK LIMITS AT T 7
- CAR 80 TIME 2:07.223 DELETED TRACK LIMITS AT T 10
- CAR 47 TIME 2:08.265 DELETED TRACK LIMITS AT T 7
- CAR 77 TIME 2:16.031 DELETED TRACK LIMITS AT T 7
- CAR 52 TIME 2:23.365 DELETED TRACK LIMITS AT T 7
- CAR 55 TIME 2:18.095 DELETED TRACK LIMITS AT T 10
- CAR 11 TIME 2:13.566 DELETED TRACK LIMITS AT T 7
- CAR 70 TIME 2:14.105 DELETED TRACK LIMITS AT T 7
- CAR 16 TIME 2:18.113 DELETED TRACK LIMITS AT T 10
- CAR 44 TIME 2:15.474 DELETED TRACK LIMITS AT T 10
- CAR 69 TIME 2:08.762 DELETED TRACK LIMITS AT T 7
- CAR 70 TIME 2:13.864 DELETED TRACK LIMITS AT T 7
- CAR 14 TIME 2:13.154 DELETED TRACK LIMITS AT T 7
- CAR 11 TIME 2:12.025 DELETED TRACK LIMITS AT T 7

Published at:.....

Track Temp: **27.2 °C** Air Temp: **25.6 °C** Humidity: **47 %** Track Status: **DRY**

Race Director:

Timekeeper:

Luis Garcia

JOB-1605-ESP/M





Paul Ricard
GT Cup Europe
Qualifying - 2 Driver - 2
Lap Analysis



11							19										
AM			Stefano Zerbi				Eugenio Pisani / SP Racing				AM			Fernando Navarrete			
Lap	D	Time	Sector 1	Sector 2	Sector 3	T. Spd	Elapsed	Lap	D	Time	Sector 1	Sector 2	Sector 3	T. Spd	Elapsed		
1	2	8:03:36.104	8:01:31.061	55.446	1:09.597	84.1	8:03:36.104	1	1	8:04:46.910	8:03:07.784	41.282	57.844	56.7	8:04:46.910		
2	2	2:21.520	37.587	39.839	1:04.094	246.0	8:05:57.624	2	1	2:13.375	36.895	39.082	57.398	248.2	8:07:00.285		
3	2	2:14.943	36.759	39.732	58.452	246.0	8:08:12.567	3	1	2:12.708	36.524	39.168	57.016	248.2	8:09:12.993		
4	2	2:22.957	36.591	41.834	1:04.532	247.7	8:10:35.524	4	1	2:14.159	36.967	39.928	57.264	248.8	8:11:27.152		
5	2	2:14.114	36.548	39.540	58.026	246.0	8:12:49.638	5	1	2:24.193 P	38.253	39.907	1:06.033	235.8	8:13:51.345		
6	2	2:13.566	36.297	39.714	57.555	246.0	8:15:03.204	6	1	3:29.984	1:53.548	39.284	57.152	146.9	8:17:21.329		
7	2	2:12.148	36.210	39.201	56.737	246.0	8:17:15.352	7	1	2:12.906	36.465	39.122	57.319	251.1	8:19:34.235		
8	2	2:27.227	41.265	45.226	1:00.736	244.3	8:19:42.579	8	1	2:13.698	36.603	40.085	57.010	248.8	8:21:47.933		
9	2	2:12.025	36.168	39.366	56.491	245.4	8:21:54.604	9	1	2:42.435 P	43.691	45.708	1:13.036	197.8	8:24:30.368		
10	2	3:12.612 P	48.849	55.766	1:27.997	244.8	8:25:07.216										
14							21										
AM			Laura Van den Hengel				Ghinzani Arco Motorsport				AM			Florin Tinescu			
Lap	D	Time	Sector 1	Sector 2	Sector 3	T. Spd	Elapsed	Lap	D	Time	Sector 1	Sector 2	Sector 3	T. Spd	Elapsed		
1	2	8:03:13.703	8:01:03.493	58.176	1:12.034	85.9	8:03:13.703	1	1	8:03:55.656	8:02:12.188	44.085	59.383	133.4	8:03:55.656		
2	2	2:29.802	42.422	44.566	1:02.814	204.5	8:05:43.505	2	1	2:12.424	35.967	39.553	56.904	244.3	8:06:08.080		
3	2	2:17.876	37.951	41.592	58.333	244.3	8:08:01.381	3	1	2:11.184	35.758	39.163	56.263	246.0	8:08:19.264		
4	2	2:14.299	36.671	40.160	57.468	243.7	8:10:15.680	4	1	2:10.905	35.559	39.044	56.302	246.5	8:10:30.169		
5	2	2:14.033	36.346	40.544	57.143	244.3	8:12:29.713	5	1	2:12.006	36.083	39.076	56.847	246.5	8:12:42.175		
6	2	2:12.837	36.111	39.864	56.862	244.3	8:14:42.550	6	1	2:10.948	35.404	39.043	56.501	246.0	8:14:53.123		
7	2	2:12.867	36.127	39.782	56.958	244.8	8:16:55.417	7	1	2:10.592	35.364	39.364	55.864	246.5	8:17:03.715		
8	2	2:12.683	36.093	39.651	56.939	244.8	8:19:08.100	8	1	2:28.004 P	36.237	42.066	1:09.701	246.5	8:19:31.719		
9	2	2:13.154	36.182	39.768	57.204	245.4	8:21:21.254										
10	2	2:42.803 P	41.071	46.727	1:15.005	216.0	8:24:04.057										
16							44										
PROAM*			Evgenii Leonov				Volcano Motorsport				PROAM			Stefano Zanini			
Lap	D	Time	Sector 1	Sector 2	Sector 3	T. Spd	Elapsed	Lap	D	Time	Sector 1	Sector 2	Sector 3	T. Spd	Elapsed		
1	1	8:02:26.709	8:00:50.448	40.912	55.349	84.7	8:02:26.709	1	1	8:03:34.459	8:01:30.175	54.837	1:09.447	83.0	8:03:34.459		
2	1	2:10.165	35.409	39.649	55.107	245.4	8:04:36.874	2	1	2:38.589	35.507	39.026	1:24.056	248.2	8:06:13.048		
3	1	2:09.377	35.085	39.032	55.260	246.5	8:06:46.251	3	1	2:09.567	35.411	38.613	55.543	247.7	8:08:22.615		
4	1	2:08.274	34.913	38.528	54.833	246.5	8:08:54.525	4	1	2:08.660	35.043	38.388	55.229	248.8	8:10:31.275		
5	1	2:08.343	35.091	38.338	54.914	246.0	8:11:02.868	5	1	2:47.001	46.032	1:01.429	59.540	250.0	8:13:18.276		
6	1	2:08.300	35.165	38.363	54.772	246.0	8:13:11.168	6	1	2:10.949	35.628	39.086	56.235	247.1	8:15:29.225		
7	1	2:08.552	34.962	38.392	55.198	246.5	8:15:19.720	7	1	2:29.268	35.773	47.761	1:05.734	247.7	8:17:58.493		
8	1	2:09.394	35.246	38.602	55.546	246.5	8:17:29.114	8	1	2:15.474 P	34.778	38.399	1:02.297	247.1	8:20:13.967		
9	1	2:18.113 P	35.287	38.519	1:04.307	247.7	8:19:47.227										
17							47										
PROAM			Lorenzo Innocenti				Rossocorsa Racing				PROAM			Alex Reimann			
Lap	D	Time	Sector 1	Sector 2	Sector 3	T. Spd	Elapsed	Lap	D	Time	Sector 1	Sector 2	Sector 3	T. Spd	Elapsed		
1	2	8:08:46.756	8:06:57.217	50.385	59.154	27.5	8:08:46.756	1	1	8:04:39.039	8:02:42.953	44.747	1:11.339	127.0	8:04:39.039		
2	2	2:06.355	34.723	37.548	54.084	248.8	8:10:53.111	2	1	2:22.817	36.122	39.842	1:06.853	246.0	8:07:01.856		
3	2	2:06.072	34.489	37.528	54.055	248.2	8:12:59.183	3	1	2:18.077	37.789	40.256	1:00.032	235.8	8:09:19.933		
4	2	2:23.998 P	35.684	41.712	1:06.602	248.8	8:15:23.181	4	1	2:08.265	35.029	38.589	54.647	245.4	8:11:28.198		
							5	1	2:18.049	43.190	39.949	54.910	242.6	8:13:46.247			
							6	1	2:08.636	35.019	38.852	54.765	246.0	8:15:54.883			
							7	1	2:20.648 P	36.859	40.834	1:02.955	244.8	8:18:15.531			





Paul Ricard
GT Cup Europe
Qualifying - 2 Driver - 2
Lap Analysis



52 Xander Przybylak Porsche 992 GT3 Cup **69** Alexandre Bochez Ferrari 488 Challenge Evo
 AM Laurent Vandervelde Q1-trackracing AM Mikaël Bochez Kessel Racing

Lap	D	Time	Sector 1	Sector 2	Sector 3	T. Spd	Elapsed	Lap	D	Time	Sector 1	Sector 2	Sector 3	T. Spd	Elapsed
1	2	8:03:43.093	8:02:01.923	41.816	59.354	110.4	8:03:43.093	1	1	8:03:15.472	8:01:12.583	52.974	1:09.915	129.9	8:03:15.472
2	2	2:13.428	36.749	39.244	57.135	245.4	8:05:56.221	2	1	2:24.171	38.626	41.217	1:04.328	221.3	8:05:39.643
3	2	2:12.923	36.127	39.422	56.474	244.3	8:08:08.244	3	1	2:10.749	35.920	38.366	56.463	252.3	8:07:50.392
4	2	2:11.607	35.789	39.635	56.183	244.3	8:10:19.851	4	1	2:12.512	37.154	38.669	56.689	247.7	8:10:02.904
5	2	2:23.365 P	36.689	39.986	1:06.690	243.7	8:12:43.216	5	1	2:10.408	35.921	38.892	55.595	250.0	8:12:13.312
6	2	4:02.761	2:24.523	41.249	56.989	139.1	8:16:45.977	6	1	2:08.849	35.089	38.462	55.298	251.7	8:14:22.161
7	2	2:10.605	36.317	39.076	55.212	239.4	8:18:56.582	7	1	2:09.118	35.381	38.366	55.371	250.0	8:16:31.279
8	2	2:10.012	35.496	39.003	55.513	241.0	8:21:06.594	8	1	2:09.568	35.655	38.609	55.304	250.0	8:18:40.847
9	2	2:46.978 P	40.003	48.754	1:18.221	243.2	8:23:53.572	9	1	2:08.762	35.126	38.447	55.189	250.5	8:20:49.609
								10	1	2:58.905 P	43.038	59.514	1:16.353	215.5	8:23:48.514

55 Gustavo Condé Porsche 992 GT3 Cup **70** Roberto Bosio Porsche 911 GT3 Cup gen 2
 AM H. Mello Q1-trackracing AM GDL Racing

Lap	D	Time	Sector 1	Sector 2	Sector 3	T. Spd	Elapsed	Lap	D	Time	Sector 1	Sector 2	Sector 3	T. Spd	Elapsed
1	2	8:03:42.819	8:01:41.900	1:00.212	1:00.707	66.3	8:03:42.819	1	1	8:03:00.436	8:01:06.435	48.355	1:05.646	108.4	8:03:00.436
2	2	2:19.230	36.534	39.103	1:03.593	244.8	8:06:02.049	2	1	2:33.617	46.121	48.325	59.171	152.7	8:05:34.053
3	2	2:09.238	35.473	38.418	55.347	246.5	8:08:11.287	3	1	2:16.967	37.234	40.729	58.004	247.1	8:07:50.020
4	2	2:29.304	36.032	57.173	56.099	247.7	8:10:40.591	4	1	2:17.683	39.113	40.510	58.060	248.8	8:10:07.703
5	2	2:12.312	35.428	38.558	58.326	247.1	8:12:52.903	5	1	2:14.476	36.699	39.986	57.791	248.2	8:12:22.179
6	2	2:18.995	35.545	38.657	1:03.893	247.1	8:15:10.998	6	1	2:14.280	36.790	39.951	57.539	247.7	8:14:36.459
7	2	2:09.088	35.420	38.495	55.173	245.4	8:17:20.086	7	1	2:14.238	36.739	39.883	57.616	247.7	8:16:50.697
8	2	2:09.078	35.201	38.398	55.479	247.1	8:19:29.164	8	1	2:14.106	36.675	39.906	57.524	247.7	8:19:04.802
9	2	2:08.558	34.821	38.740	54.997	247.1	8:21:37.722	9	1	2:13.864	36.543	40.124	57.197	248.8	8:21:18.666
10	2	3:04.295 P	42.913	55.758	1:25.624	223.1	8:24:42.017	10	1	2:37.312 P	40.690	42.951	1:13.671	197.8	8:23:55.978

57 Quentin Antonel Porsche 992 GT3 Cup **77** Jori Ala-Jyrä Porsche 992 GT3 Cup
 AM* Nicolas Vandierendonck Q1-trackracing AM Indrek Jaaska EST1 Racing

Lap	D	Time	Sector 1	Sector 2	Sector 3	T. Spd	Elapsed	Lap	D	Time	Sector 1	Sector 2	Sector 3	T. Spd	Elapsed
1	1	8:04:10.568	8:02:29.041	43.036	58.491	99.6	8:04:10.568	1	2	8:03:20.316	8:01:16.406	53.702	1:10.208	119.2	8:03:20.316
2	1	2:10.014	35.588	39.284	55.142	244.3	8:06:20.582	2	2	2:24.381	38.287	43.791	1:02.303	239.4	8:05:44.697
3	1	2:08.180	35.206	38.374	54.600	246.5	8:08:28.762	3	2	2:17.547	37.957	41.325	58.265	243.7	8:08:02.244
4	1	2:08.698	35.153	38.760	54.785	246.0	8:10:37.460	4	2	2:14.372	37.097	40.274	57.001	244.8	8:10:16.616
5	1	2:30.506	45.545	45.528	59.433	221.3	8:13:07.966	5	2	2:16.034	36.893	41.056	58.082	245.4	8:12:32.647
6	1	2:08.108	34.939	38.646	54.523	243.7	8:15:16.074	6	2	2:17.070	38.114	40.786	58.170	243.2	8:14:49.717
7	1	2:08.366	34.965	38.688	54.713	246.0	8:17:24.440	7	2	2:15.988	37.305	40.677	58.006	243.7	8:17:05.705
8	1	2:28.989 P	40.693	42.095	1:06.201	236.8	8:19:53.429	8	2	2:15.367	37.019	40.794	57.554	245.4	8:19:21.072
								9	2	2:13.435	36.672	39.908	56.855	244.3	8:21:34.507
								10	2	2:31.949 P	36.114	40.239	1:15.596	244.8	8:24:06.456

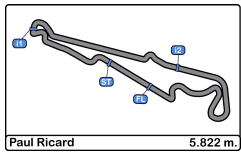
67 Gianluca De Lorenzi Porsche 992 GT3 Cup **78** Davide Scannicchio Porsche 992 GT3 Cup
 AM Stefano Borghi GDL Racing PROAM Fabio Babini ZRS Motorsport

Lap	D	Time	Sector 1	Sector 2	Sector 3	T. Spd	Elapsed	Lap	D	Time	Sector 1	Sector 2	Sector 3	T. Spd	Elapsed
1	1	8:02:59.733	8:00:58.561	50.313	1:10.859	87.0	8:02:59.733	1	2	8:04:30.428	8:02:47.158	44.080	59.190	125.2	8:04:30.428
2	1	2:32.763	45.350	47.954	59.459	155.3	8:05:32.496	2	2	2:24.416	39.770	41.683	1:02.963	237.3	8:06:54.844
3	1	2:14.349	37.374	41.620	55.355	244.8	8:07:46.845	3	2	2:07.355	34.966	38.381	54.008	245.4	8:09:02.199
4	1	2:08.694	35.093	38.784	54.817	244.8	8:09:55.539	4	2	2:06.876	34.445	38.358	54.073	244.8	8:11:09.075
5	1	2:08.228	35.072	38.440	54.716	245.4	8:12:03.767	5	2	2:06.610	34.430	38.235	53.945	246.0	8:13:15.685
6	1	2:19.828 P	34.916	38.789	1:06.123	244.8	8:14:23.595	6	2	2:37.952 P	40.330	47.966	1:09.656	246.0	8:15:53.637

68 Samuele Bosio Porsche 992 GT3 Cup
 AM GDL Racing

Lap	D	Time	Sector 1	Sector 2	Sector 3	T. Spd	Elapsed
1	8:03:12.244	P	8:01:09.804	51.154	1:11.286	99.5	8:03:12.244
2	17:07.722		15:27.762	42.457	57.503	113.9	8:20:19.966
3	2:32.734	P	38.829	40.275	1:13.630	181.5	8:22:52.700





Paul Ricard
GT Cup Europe
Qualifying - 2 Driver - 2
Lap Analysis



80 Iván Velasco Ferrari 488 Challenge Evo
 PROAM Jorge Cabezas Mertel Motorsport

Lap	D	Time	Sector 1	Sector 2	Sector 3	T. Spd	Elapsed
1	1	8:04:32.542	8:02:55.651	40.108	56.783	141.1	8:04:32.542
2	1	2:08.843	35.519	37.992	55.332	251.1	8:06:41.385
3	1	2:07.780	35.016	37.788	54.976	250.5	8:08:49.165
4	1	2:07.223	34.862	37.837	54.524	252.3	8:10:56.388
5	1	2:26.595 P	34.765	39.662	1:12.168	251.1	8:13:22.983
6	1	5:06.654	3:31.718	39.258	55.678	149.7	8:18:29.637
7	1	2:07.013	34.598	37.887	54.528	251.1	8:20:36.650
8	1	2:44.653 P	40.957	49.667	1:14.029	236.3	8:23:21.303

81 Luca Ludwig Ferrari 488 Challenge Evo
 PROAM Steven Liquorish Mertel Motorsport

Lap	D	Time	Sector 1	Sector 2	Sector 3	T. Spd	Elapsed
1	2	8:02:54.939	8:01:08.088	44.800	1:02.051	101.7	8:02:54.939
2	2	2:12.086	36.419	39.346	56.321	244.8	8:05:07.025
3	2	2:10.958	35.697	38.880	56.381	249.4	8:07:17.983
4	2	2:11.316	36.037	39.127	56.152	248.8	8:09:29.299
5	2	2:10.554	35.623	39.037	55.894	249.4	8:11:39.853
6	2	2:21.536 P	35.647	39.195	1:06.694	249.4	8:14:01.389
7	2	3:48.390	2:03.604	44.694	1:00.092	140.9	8:17:49.779
8	2	2:10.635	35.793	39.071	55.771	248.2	8:20:00.414
9	2	2:29.793 P	38.488	40.559	1:10.746	194.9	8:22:30.207

99 José García Porsche Cayman GT4 RS
 TPH Carlo Scholl Lionspeed GP

Lap	D	Time	Sector 1	Sector 2	Sector 3	T. Spd	Elapsed
1	1	8:03:21.414	8:01:17.201	53.823	1:10.390	120.5	8:03:21.414
2	1	2:25.339	39.808	43.585	1:01.946	229.7	8:05:46.753
3	1	2:21.645	38.962	42.077	1:00.606	229.2	8:08:08.398
4	1	2:21.580	38.274	41.951	1:01.355	229.2	8:10:29.978
5	1	2:24.813	39.061	42.246	1:03.506	228.3	8:12:54.791
6	1	2:23.930	39.289	43.771	1:00.870	225.9	8:15:18.721
7	1	2:25.754	39.868	43.687	1:02.199	229.2	8:17:44.475
8	1	2:23.556	39.158	42.918	1:01.480	227.8	8:20:08.031
9	1		41.351	43.801		216.4	

007 Jayan Fazal-Karim Aston Martin Vantage AMR
 TPH Julien Darras Street-Art Racing

Lap	D	Time	Sector 1	Sector 2	Sector 3	T. Spd	Elapsed
1	1	8:03:20.590	8:01:14.612	53.923	1:12.055	110.6	8:03:20.590
2	1	2:25.672	40.281	42.888	1:02.503	229.2	8:05:46.262
3	1	2:19.644	38.436	41.237	58.938	233.2	8:08:04.873
4	1	2:20.404	37.998	41.945	1:00.461	232.7	8:10:25.277
5	1	2:16.978	37.699	40.688	58.591	231.7	8:12:42.255
6	1	2:15.459	37.120	40.200	58.139	233.2	8:14:57.714
7	1	2:16.125	36.928	40.568	58.629	233.2	8:17:13.839
8	1	2:18.191	37.285	40.544	1:00.362	233.7	8:19:32.030
9	1	2:18.505	37.652	41.036	59.817	233.7	8:21:50.535
10	1		42.306	47.023		232.2	





Paul Ricard
GT Cup Europe
Qualifying - 2 Driver - 2
Best Sectors Results



Sector - 1			Sector - 2			Sector - 3			Ideal Lap vs Best Lap		
Clas	Nº Driver	Time	Nº Driver	Time	Nº Driver	Time	Clas	Nº Driver	Ideal Lap	Best Lap	Clas
1	78 Fabio Babini	34.430	17 Andrea Belicchi	37.528	78 Fabio Babini	53.945	1	17 Andrea Belicchi	2:06.072	2:06.072	1
2	17 Andrea Belicchi	34.489	80 Iván Velasco	37.788	17 Andrea Belicchi	54.055	2	78 Fabio Babini	2:06.610	2:06.610	2
3	80 Iván Velasco	34.598	78 Fabio Babini	38.235	57 Quentin Antonel	54.523	3	80 Iván Velasco	2:06.910	2:07.013	3
4	44 Eugenio Pisani	34.778	16 Evgenii Leonov	38.338	80 Iván Velasco	54.524	4	57 Quentin Antonel	2:07.836	2:08.108	4
5	55 H. Mello	34.821	69 Alexandre Bochez	38.366	47 Alex Reimann	54.647	5	16 Evgenii Leonov	2:08.023	2:08.274	6
6	16 Evgenii Leonov	34.913	57 Quentin Antonel	38.374	67 Gianluca De Lorenzi	54.716	6	67 Gianluca De Lorenzi	2:08.072	2:08.228	5
7	67 Gianluca De Lorenzi	34.916	44 Eugenio Pisani	38.388	16 Evgenii Leonov	54.772	7	55 H. Mello	2:08.216	2:08.558	7
8	57 Quentin Antonel	34.939	55 H. Mello	38.398	55 H. Mello	54.997	8	47 Alex Reimann	2:08.255	2:08.636	8
9	47 Alex Reimann	35.019	67 Gianluca De Lorenzi	38.440	69 Alexandre Bochez	55.189	9	44 Eugenio Pisani	2:08.395	2:08.660	9
10	69 Alexandre Bochez	35.089	47 Alex Reimann	38.589	52 Laurent Vandervelde	55.212	10	69 Alexandre Bochez	2:08.644	2:08.849	10
11	21 Florin Tincescu	35.364	81 Steven Liquorish	38.880	44 Eugenio Pisani	55.229	11	52 Laurent Vandervelde	2:09.711	2:10.012	11
12	52 Laurent Vandervelde	35.496	52 Laurent Vandervelde	39.003	81 Steven Liquorish	55.771	12	21 Florin Tincescu	2:10.271	2:10.592	13
13	81 Steven Liquorish	35.623	21 Florin Tincescu	39.043	21 Florin Tincescu	55.864	13	81 Steven Liquorish	2:10.274	2:10.554	12
14	14 Laura Van den Hengel	36.093	19 Stefano Bozzoni	39.082	11 Stefano Zerbi	56.491	14	11 Stefano Zerbi	2:11.860	2:12.148	14
15	77 Indrek Jaaska	36.114	11 Stefano Zerbi	39.201	77 Indrek Jaaska	56.855	15	19 Stefano Bozzoni	2:12.557	2:12.708	16
16	11 Stefano Zerbi	36.168	14 Laura Van den Hengel	39.651	14 Laura Van den Hengel	56.862	16	14 Laura Van den Hengel	2:12.606	2:12.683	15
17	19 Stefano Bozzoni	36.465	70 Roberto Bosio	39.883	19 Stefano Bozzoni	57.010	17	77 Indrek Jaaska	2:12.877	2:13.435	17
18	70 Roberto Bosio	36.543	77 Indrek Jaaska	39.908	70 Roberto Bosio	57.197	18	70 Roberto Bosio	2:13.623	2:14.238	18
19	007 Jayan Fazal-Karim	36.928	007 Jayan Fazal-Karim	40.200	68 Samuele Bosio	57.503	19	007 Jayan Fazal-Karim	2:15.267	2:15.459	19
20	99 José García	38.274	68 Samuele Bosio	40.275	007 Jayan Fazal-Karim	58.139	20	68 Samuele Bosio	2:16.607	2:32.734	21
21	68 Samuele Bosio	38.829	99 José García	41.951	99 José García	1:00.606	21	99 José García	2:20.831	2:21.580	20





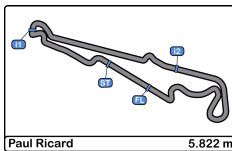
Paul Ricard
GT Cup Europe
Qualifying - 2 Driver - 2
Best 5 Lap Times



Paul Ricard 5.822 m.

Cl	N° Entrant/Team	Nat	Driver 1	Nat	Driver 2	Nat	Vehicle	Cat	Cl	Best 1		Best 2		Best 3		Best 4		Best 5		
										Time	Lap	Time	Lap	Time	Lap	Time	Lap	Time	Lap	
1	17 Rossocorsa Racing	ITA	Lorenzo Innocenti	ITA	Andrea Belicchi	ITA	Ferrari 488 Challenge Evo	PROAM	1	2:06.072	3	2:06.355	2	2:23.998	4					
2	78 ZRS Motorsport	ITA	Davide Scannicchio	ITA	Fabio Babini	ITA	Porsche 992 GT3 Cup	PROAM	2	2:06.610	5	2:06.876	4	2:07.355	3	2:24.416	2	2:37.952	6	
3	80 Mertel Motorsport	DEU	Iván Velasco	ESP	Jorge Cabezas	ESP	Ferrari 488 Challenge Evo	PROAM	3	2:07.013	7	2:07.780	3	2:08.843	2	2:26.595	5	2:44.653	8	
4	57 Q1-trackracing	BEL	Quentin Antonei	FRA	Nicolas Vandierendonck	BEL	Porsche 992 GT3 Cup	AM*	1	2:08.108	6	2:08.366	7	2:08.698	4	2:10.014	2	2:28.989	8	
5	67 GDL Racing	SMR	Gianluca De Lorenzi	ITA	Stefano Borghi	ITA	Porsche 992 GT3 Cup	AM	2	2:08.228	5	2:08.694	4	2:14.349	3	2:19.828	6	2:32.763	2	
6	16 Volcano Motorsport	ESP	Evgenii Leonov	IND			Porsche 992 GT3 Cup	PROAM*	4	2:08.274	4	2:08.300	6	2:08.343	5	2:08.552	7	2:09.377	3	
7	55 Q1-trackracing	BEL	Gustavo Condé	BRA	H. Mello	BRA	Porsche 992 GT3 Cup	AM	3	2:08.558	9	2:09.078	8	2:09.088	7	2:09.238	3	2:12.312	5	
8	47 EST1 Racing	EST	Alex Reimann	EST			Porsche 992 GT3 Cup	PROAM	5	2:08.636	6	2:18.049	5	2:20.648	7	2:22.817	2			
9	44 Eugenio Pisani / SP Racing	ITA	Eugenio Pisani	ITA	Stefano Zanini	ITA	Porsche 911 GT3 Cup gen 2	PROAM	6	2:08.660	4	2:09.567	3	2:10.949	6	2:29.268	7	2:38.589	2	
10	69 Kessel Racing	CHE	Alexandre Bochez	CHE	Mikaël Bochez	CHE	Ferrari 488 Challenge Evo	AM	4	2:08.849	6	2:09.118	7	2:09.568	8	2:10.408	5	2:10.749	3	
11	52 Q1-trackracing	BEL	Xander Przybylak	BEL	Laurent Vandervelde	BEL	Porsche 992 GT3 Cup	AM	5	2:10.012	8	2:10.605	7	2:11.607	4	2:46.978	9	4:02.761	6	
12	81 Mertel Motorsport	DEU	Luca Ludwig	GBR	Steven Liquorish	GBR	Ferrari 488 Challenge Evo	PROAM	7	2:10.554	5	2:10.635	8	2:10.958	3	2:11.316	4	2:12.086	2	
13	21 Camil Perian / R01 Racing by Varu Nicu	ROU	Florin Tincescu	ROU			Porsche 911 GT3 Cup gen 2	AM	6	2:10.592	7	2:10.905	4	2:10.948	6	2:11.184	3	2:12.006	5	
14	11 Eugenio Pisani / SP Racing	ITA	Fabio Fabiani	ITA	Stefano Zerbi	ITA	Porsche 911 GT3 Cup gen 2	AM	7	2:12.148	7	2:14.114	5	2:14.943	3	2:21.520	2	2:22.957	4	
15	14 Ghinzani Arco Motorsport	ITA	Maurizio Fondi	ITA	Laura Van den Hengel	ITA	Porsche 992 GT3 Cup	AM	8	2:12.683	8	2:12.837	6	2:12.867	7	2:14.033	5	2:14.299	4	
16	19 Mertel Motorsport	DEU	Stefano Bozzoni	ITA	Fernando Navarrete	ESP	Ferrari 488 Challenge Evo	AM	9	2:12.708	3	2:12.906	7	2:13.375	2	2:13.698	8	2:14.159	4	
17	77 EST1 Racing	FIN	Jori Ala-Jyrä	FIN	Indrek Jaaska	EST	Porsche 992 GT3 Cup	AM	10	2:13.435	9	2:14.372	4	2:15.367	8	2:15.988	7	2:17.070	6	
18	70 GDL Racing	SMR	Roberto Bosio	ITA			Porsche 911 GT3 Cup gen 2	AM	11	2:14.238	7	2:14.280	6	2:14.476	5	2:33.617	2	2:37.312	10	
19	007 Street-Art Racing	BEL	Jayan Fazal-Karim	FRA	Julien Darras	FRA	Aston Martin Vantage AMR	TPH	1	2:15.459	6	2:16.125	7	2:16.978	5	2:18.191	8	2:18.505	9	
20	99 Lionspeed GP	DEU	José Garcia	ESP	Carlo Scholl	DEU	Porsche Cayman GT4 RS	TPH	2	2:21.580	4	2:21.645	3	2:23.556	8	2:23.930	6	2:24.813	5	
21	68 GDL Racing	SMR	Samuele Bosio	ITA			Porsche 992 GT3 Cup	AM	12	2:32.734	3	17:07.72	2							





Paul Ricard
GT Cup Europe
Qualifying - 2 Driver - 2
Best 5 Top Speeds



Cl	N° Entrant/Team	Nat	Driver 1	Nat	Driver 2	Nat	Vehicle	Cat	Cl	Top 1		Top 2		Top 3		Top 4		Top 5		Avg
										Km/h	Lap	Km/h	Lap	Km/h	Lap	Km/h	Lap	Km/h	Lap	
1	69 Kessel Racing	CHN	Alexandre Bochez	CHN	Mikaël Bochez	CHN	Ferrari 488 Challenge Evo	AM	1	252.3	3	251.7	6	250.5	9	250.0	5	250.0	7	250.9
2	80 Mertel Motorsport	DEU	Iván Velasco	ESP	Jorge Cabezas	ESP	Ferrari 488 Challenge Evo	PROAM	1	252.3	4	251.1	2	251.1	5	251.1	7	250.5	3	251.2
3	19 Mertel Motorsport	DEU	Stefano Bozzoni	ITA	Fernando Navarrete	ESP	Ferrari 488 Challenge Evo	AM	2	251.1	7	248.8	4	248.8	8	248.2	2	248.2	3	249.0
4	44 Eugenio Pisani / SP Racing	ITA	Eugenio Pisani	ITA	Stefano Zanini	MCO	Porsche 911 GT3 Cup gen 2	PROAM	2	250.0	5	248.8	4	248.2	2	247.7	3	247.7	7	248.5
5	81 Mertel Motorsport	DEU	Luca Ludwig	DEU	Steven Liquorish	GBR	Ferrari 488 Challenge Evo	PROAM	3	249.4	3	249.4	5	249.4	6	248.8	4	248.2	8	249.0
6	17 Rossocorsa Racing	ITA	Lorenzo Innocenti	ITA	Andrea Belicchi	ITA	Ferrari 488 Challenge Evo	PROAM	4	248.8	2	248.8	4	248.2	3	27.5	1			193.3
7	70 GDL Racing	SMR	Roberto Bosio	ITA		ITA	Porsche 911 GT3 Cup gen 2	AM	3	248.8	4	248.8	9	248.2	5	247.7	6	247.7	7	248.2
8	11 Eugenio Pisani / SP Racing	ITA	Fabio Fabiani	ITA	Stefano Zerbi	ITA	Porsche 911 GT3 Cup gen 2	AM	4	247.7	4	246.0	2	246.0	3	246.0	5	246.0	6	246.3
9	16 Volcano Motorsport	ESP	Evgenii Leonov	FIA		IND	Porsche 992 GT3 Cup	PROAM*	5	247.7	9	246.5	3	246.5	4	246.5	7	246.5	8	246.8
10	55 Q1-trackracing	BEL	Gustavo Condé	BRA	H. Mello	BRA	Porsche 992 GT3 Cup	AM	5	247.7	4	247.1	5	247.1	6	247.1	8	247.1	9	247.2
11	21 Camil Perian / R01 Racing by Varu Nicu	ROU	Florin Tincescu	ROU		ROU	Porsche 911 GT3 Cup gen 2	AM	6	246.5	4	246.5	5	246.5	7	246.5	8	246.0	3	246.4
12	57 Q1-trackracing	BEL	Quentin Antonel	FRA	Nicolas Vandierendonck	BEL	Porsche 992 GT3 Cup	AM*	7	246.5	3	246.0	4	246.0	7	244.3	2	243.7	6	245.3
13	47 EST1 Racing	EST	Alex Reimann	EST		EST	Porsche 992 GT3 Cup	PROAM	6	246.0	2	246.0	6	245.4	4	244.8	7	242.6	5	245.0
14	78 ZRS Motorsport	ITA	Davide Scannicchio	ITA	Fabio Babini	ITA	Porsche 992 GT3 Cup	PROAM	7	246.0	5	246.0	6	245.4	3	244.8	4	237.3	2	243.9
15	14 Ghinzani Arco Motorsport	ITA	Maurizio Fondi	ITA	Laura Van den Hengel	IND	Porsche 992 GT3 Cup	AM	8	245.4	9	244.8	7	244.8	8	244.3	3	244.3	5	244.7
16	52 Q1-trackracing	BEL	Xander Przybylak	BEL	Laurent Vandervelde	BEL	Porsche 992 GT3 Cup	AM	9	245.4	2	244.3	3	244.3	4	243.7	5	243.2	9	244.2
17	67 GDL Racing	SMR	Gianluca De Lorenzi	ITA	Stefano Borghi	ITA	Porsche 992 GT3 Cup	AM	10	245.4	5	244.8	3	244.8	4	244.8	6	155.3	2	227.1
18	77 EST1 Racing	EST	Jori Ala-Jyrä	FIN	Indrek Jaaska	EST	Porsche 992 GT3 Cup	AM	11	245.4	5	245.4	8	244.8	4	244.8	10	244.3	9	245.0
19	007 Street-Art Racing	BEL	Jayan Fazal-Karim	FRA	Julien Darras	FRA	Aston Martin Vantage AMR	TPH	1	233.7	8	233.7	9	233.2	3	233.2	6	233.2	7	233.4
20	99 Lionspeed GP	DEU	José Garcia	ESP	Carlo Scholl	DEU	Porsche Cayman GT4 RS	TPH	2	229.7	2	229.2	3	229.2	4	229.2	7	228.3	5	229.2
21	68 GDL Racing	SMR	Samuele Bosio	ITA		ITA	Porsche 992 GT3 Cup	AM	12	181.5	3	113.9	2	99.5	1					131.6





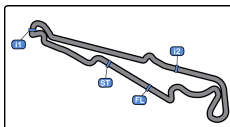
Paul Ricard
GT Cup Europe
Qualifying - 2 Driver - 2
Fastest Laps Sequence

Paul Ricard 5.822 m.



Lap	Time of Day	Session Time	N° Entrant/Team	Nat	Driver 1	Nat	Driver 2	Nat	Vehicle	Cat	Time	Km/h
2	8:04:36.874	4:36.874	16 Volcano Motorsport	ESP	Evgenii Leonov	ITA			Porsche 992 GT3 Cup	PROAM*	2:10.165	161.0
2	8:06:20.582	6:20.582	57 Q1-trackracing	BEL	<u>Quentin Antonel</u>	FRA	Nicolas Vandierendonck	BEL	Porsche 992 GT3 Cup	AM*	2:10.014	161.2
2	8:06:41.385	6:41.385	80 Mertel Motorsport	DEU	<u>Iván Velasco</u>	ESP	Jorge Cabezas	ESP	Ferrari 488 Challenge Evo	PROAM	2:08.843	162.6
3	8:08:49.165	8:49.165	80 Mertel Motorsport	DEU	<u>Iván Velasco</u>	ESP	Jorge Cabezas	ESP	Ferrari 488 Challenge Evo	PROAM	2:07.780	164.0
3	8:09:02.199	9:02.199	78 ZRS Motorsport	ITA	Davide Scannicchio	ITA	<u>Fabio Babini</u>	ITA	Porsche 992 GT3 Cup	PROAM	2:07.355	164.5
2	8:10:53.111	10:53.111	17 Rossocorsa Racing	ITA	Lorenzo Innocenti	ITA	<u>Andrea Belicchi</u>	ITA	Ferrari 488 Challenge Evo	PROAM	2:06.355	165.8
3	8:12:59.183	12:59.183	17 Rossocorsa Racing	ITA	Lorenzo Innocenti	ITA	<u>Andrea Belicchi</u>	ITA	Ferrari 488 Challenge Evo	PROAM	2:06.072	166.2





Paul Ricard
GT Cup Europe
Qualifying - 2 Driver - 2

Event Best Maximum Speed

Paul Ricard 5.822 m



N°	Entrant/Team	Nat	Driver 1	Nat	Driver 2	Nat	Vehicle	Cat	Km/h	Session
69	Kessel Racing		Alexandre Bochez		Mikaël Bochez		Ferrari 488 Challenge Evo	AM	252.3	Qualifying - 2 Driver - 2
80	Mertel Motorsport		Iván Velasco		Jorge Cabezas		Ferrari 488 Challenge Evo	PROAM	252.3	Qualifying - 2 Driver - 2
19	Mertel Motorsport		Stefano Bozzoni		Fernando Navarrete		Ferrari 488 Challenge Evo	AM	251.1	Qualifying - 2 Driver - 2
81	Mertel Motorsport		Luca Ludwig		Steven Liquorish		Ferrari 488 Challenge Evo	PROAM	250.0	Qualifying - 1 Driver - 1
44	Eugenio Pisani / SP Racing		Eugenio Pisani		Stefano Zanini		Porsche 911 GT3 Cup gen 2	PROAM	250.0	Qualifying - 2 Driver - 2
70	GDL Racing		Roberto Bosio				Porsche 911 GT3 Cup gen 2	AM	248.8	Qualifying - 2 Driver - 2
17	Rossocorsa Racing		Lorenzo Innocenti		Andrea Belicchi		Ferrari 488 Challenge Evo	PROAM	248.8	Qualifying - 2 Driver - 2
55	Q1-trackracing		Gustavo Condé		H. Mello		Porsche 992 GT3 Cup	AM	247.7	Qualifying - 2 Driver - 2
11	Eugenio Pisani / SP Racing		Fabio Fabiani		Stefano Zerbi		Porsche 911 GT3 Cup gen 2	AM	247.7	Qualifying - 2 Driver - 2
16	Volcano Motorsport		Evgenii Leonov				Porsche 992 GT3 Cup	PROAM*	247.7	Qualifying - 2 Driver - 2
57	Q1-trackracing		Quentin Antonel		Nicolas Vandierendonck		Porsche 992 GT3 Cup	AM*	246.5	Qualifying - 2 Driver - 2
21	Camil Perian / R01 Racing by Varu Nicu		Florin Tincescu				Porsche 911 GT3 Cup gen 2	AM	246.5	Qualifying - 2 Driver - 2
52	Q1-trackracing		Xander Przybylak		Laurent Vandervelde		Porsche 992 GT3 Cup	AM	246.0	Qualifying - 1 Driver - 1
78	ZRS Motorsport		Davide Scannicchio		Fabio Babini		Porsche 992 GT3 Cup	PROAM	246.0	Qualifying - 2 Driver - 2
47	EST1 Racing		Alex Reimann				Porsche 992 GT3 Cup	PROAM	246.0	Qualifying - 2 Driver - 2
67	GDL Racing		Gianluca De Lorenzi		Stefano Borghi		Porsche 992 GT3 Cup	AM	245.4	Qualifying - 2 Driver - 2
77	EST1 Racing		Jori Ala-Jyrä		Indrek Jaaska		Porsche 992 GT3 Cup	AM	245.4	Qualifying - 2 Driver - 2
14	Ghinzani Arco Motorsport		Maurizio Fondi		Laura Van den Hengel		Porsche 992 GT3 Cup	AM	245.4	Qualifying - 2 Driver - 2
65	GDL Racing		Mario Cordoni				Porsche 992 GT3 Cup	AM	243.7	Qualifying - 1 Driver - 1
68	GDL Racing		Samuele Bosio				Porsche 992 GT3 Cup	AM	243.2	Qualifying - 1 Driver - 1
007	Street-Art Racing		Jayan Fazal-Karim		Julien Darras		Aston Martin Vantage AMR	TPH	233.7	Qualifying - 2 Driver - 2
99	Lionspeed GP		José García		Carlo Scholl		Porsche Cayman GT4 RS	TPH	229.7	Qualifying - 2 Driver - 2





Paul Ricard
GT Cup Europe
Qualifying - 2 Driver - 2
Pit Stop Analysis



19 Stefano Bozzoni Ferrari 488 Challenge Evo

AM Fernando Navarrete Mertel Motorsport

N°	In Day Time	In Time	Out Time	Pit Time	T. Pit Time	Handicap	Diff.
1	8:13:42.855	8:13:42.855	8:15:08.992	1:26.137	1:26.137		

52 Xander Przybylak Porsche 992 GT3 Cup

AM Laurent Vanderveelde Q1-trackracing

N°	In Day Time	In Time	Out Time	Pit Time	T. Pit Time	Handicap	Diff.
1	8:12:34.885	8:12:34.885	8:14:30.537	1:55.652	1:55.652		

68 Samuele Bosio Porsche 992 GT3 Cup

AM GDL Racing

N°	In Day Time	In Time	Out Time	Pit Time	T. Pit Time	Handicap	Diff.
1	8:03:03.591	8:03:03.591	8:17:59.275	14:55.684	14:55.684		

80 Iván Velasco Ferrari 488 Challenge Evo

PROAM Jorge Cabezas Mertel Motorsport

N°	In Day Time	In Time	Out Time	Pit Time	T. Pit Time	Handicap	Diff.
1	8:13:14.124	8:13:14.124	8:16:19.909	3:05.785	3:05.785		

81 Luca Ludwig Ferrari 488 Challenge Evo

PROAM Steven Liquorish Mertel Motorsport

N°	In Day Time	In Time	Out Time	Pit Time	T. Pit Time	Handicap	Diff.
1	8:13:51.751	8:13:51.751	8:15:27.779	1:36.028	1:36.028		

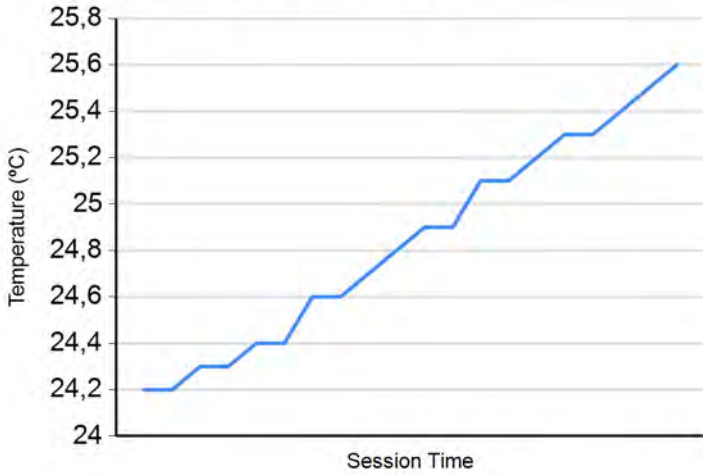




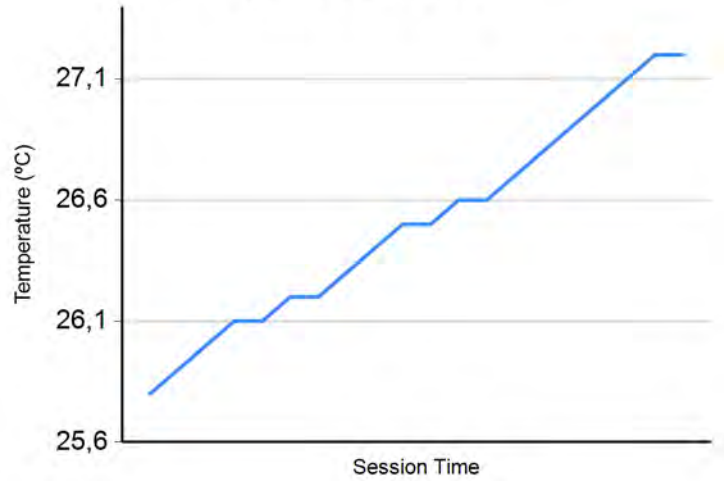
Paul Ricard
GT Cup Europe
Qualifying - 2 Driver - 2
Weather Report



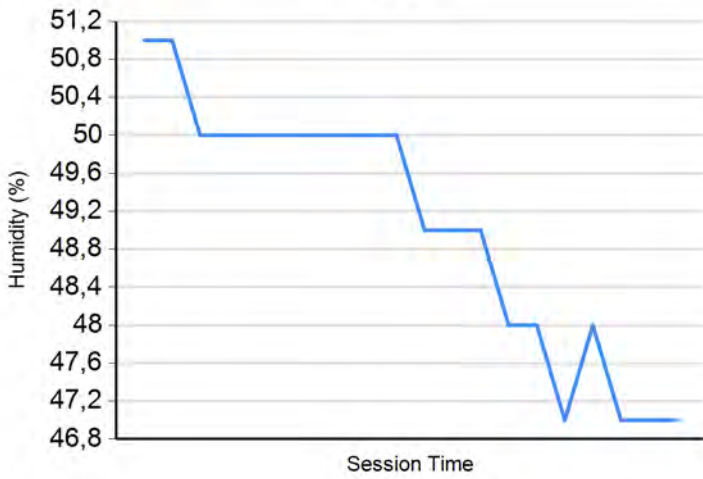
Air Temperature



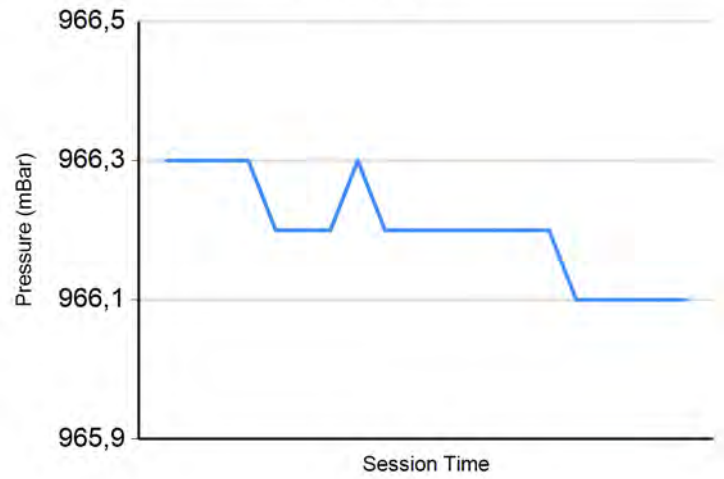
Track Temperature



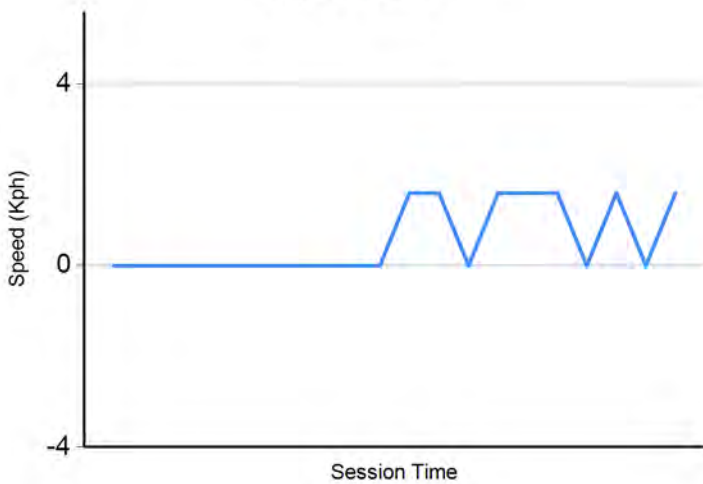
Humidity



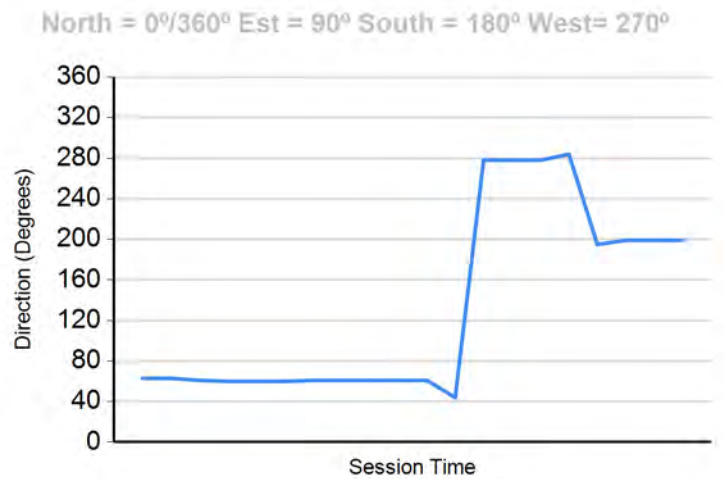
Pressure

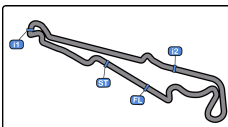


Wind Speed



Wind direction





Paul Ricard
GT Cup Europe
Qualifying - 2 Driver - 2



Final Results

Paul Ricard 5.822 m.

Cls	N°	Entrant/Team	Nat	Driver 1	Nat	Driver 2	Nat	Vehicle	Cat	Cls	Laps	Best	Time	Gap	Interval	Km/h
1	17	Rossocorsa Racing	ITA	Lorenzo Innocenti	ITA	Andrea Belicchi	ITA	Ferrari 488 Challenge Evo	PROAM	1	4	3	2:06.072			166.2
2	78	ZRS Motorsport	ITA	Davide Scannicchio	ITA	Fabio Babini	ITA	Porsche 992 GT3 Cup	PROAM	2	6	5	2:06.610	0.538	0.538	165.5
3	80	Mertel Motorsport	DEU	Iván Velasco	ESP	Jorge Cabezas	ESP	Ferrari 488 Challenge Evo	PROAM	3	8	7	2:07.013	0.941	0.403	165.0
4	57	Q1-trackracing	BEL	Quentin Antonel	FRA	Nicolas Vandierendonck	BEL	Porsche 992 GT3 Cup	AM*	1	8	6	2:08.108	2.036	1.095	163.6
5	67	GDL Racing	SMR	Gianluca De Lorenzi	ITA	Stefano Borghi	ITA	Porsche 992 GT3 Cup	AM	2	6	5	2:08.228	2.156	0.120	163.4
6	16	Volcano Motorsport	ESP	Evgenii Leonov	IND			Porsche 992 GT3 Cup	PROAM*	4	9	4	2:08.274	2.202	0.046	163.3
7	55	Q1-trackracing	BEL	Gustavo Condé	BRA	H. Mello	BRA	Porsche 992 GT3 Cup	AM	3	10	9	2:08.558	2.486	0.284	163.0
8	47	EST1 Racing	EST	Alex Reimann	EST			Porsche 992 GT3 Cup	PROAM	5	7	6	2:08.636	2.564	0.078	162.9
9	44	Eugenio Pisani / SP Racing	ITA	Eugenio Pisani	ITA	Stefano Zanini	MCO	Porsche 911 GT3 Cup gen 2	PROAM	6	8	4	2:08.660	2.588	0.024	162.9
10	69	Kessel Racing	CHE	Alexandre Bochez	CHE	Mikaël Bochez	CHE	Ferrari 488 Challenge Evo	AM	4	10	6	2:08.849	2.777	0.189	162.6
11	52	Q1-trackracing	BEL	Xander Przybylak	BEL	Laurent Vandervelde	BEL	Porsche 992 GT3 Cup	AM	5	9	8	2:10.012	3.940	1.163	161.2
12	81	Mertel Motorsport	DEU	Luca Ludwig	GBR	Steven Liquorish	GBR	Ferrari 488 Challenge Evo	PROAM	7	9	5	2:10.554	4.482	0.542	160.5
13	21	Camil Perian / R01 Racing by Varu Nicu	ROU	Florin Tincescu	ROU			Porsche 911 GT3 Cup gen 2	AM	6	8	7	2:10.592	4.520	0.038	160.4
14	11	Eugenio Pisani / SP Racing	ITA	Fabio Fabiani	ITA	Stefano Zerbi	ITA	Porsche 911 GT3 Cup gen 2	AM	7	10	7	2:12.148	6.076	1.556	158.6
15	14	Ghinzani Arco Motorsport	ITA	Maurizio Fondi	NLD	Laura Van den Hengel	NLD	Porsche 992 GT3 Cup	AM	8	10	8	2:12.683	6.611	0.535	157.9
16	19	Mertel Motorsport	DEU	Stefano Bozzoni	ITA	Fernando Navarrete	ESP	Ferrari 488 Challenge Evo	AM	9	9	3	2:12.708	6.636	0.025	157.9
17	77	EST1 Racing	EST	Jori Ala-Jyrä	FIN	Indrek Jaaska	EST	Porsche 992 GT3 Cup	AM	10	10	9	2:13.435	7.363	0.727	157.0
18	70	GDL Racing	SMR	Roberto Bosio	ITA			Porsche 911 GT3 Cup gen 2	AM	11	10	7	2:14.238	8.166	0.803	156.1
19	007	Street-Art Racing	BEL	Jayan Fazal-Karim	FRA	Julien Darras	FRA	Aston Martin Vantage AMR	TPH	1	9	6	2:15.459	9.387	1.221	154.7
20	99	Lionspeed GP	DEU	José García	ESP	Carlo Scholl	DEU	Porsche Cayman GT4 RS	TPH	2	8	4	2:21.580	15.508	6.121	148.0
21	68	GDL Racing	SMR	Samuele Bosio	ITA			Porsche 992 GT3 Cup	AM	12	3	3	2:32.734	26.662	11.154	137.2

*** PENALTIES**

CAR 52 TIME 2:13.128 DELETED TRACK LIMITS AT T 7 AND T10

CAR 1007 TIME 2:18.611 DELETED TRACK LIMITS AT T 7

CAR 57 TIME 2:08.180 DELETED TRACK LIMITS AT T 7

CAR 70 TIME 2:15.967 DELETED TRACK LIMITS AT T 10

CAR 52 TIME 2:12.023 DELETED TRACK LIMITS AT T 7

CAR 47 TIME 2:18.077 DELETED TRACK LIMITS AT T 7

CAR 69 TIME 2:12.512 DELETED TRACK LIMITS AT T 7

CAR 70 TIME 2:17.683 DELETED TRACK LIMITS AT T 7

CAR 80 TIME 2:07.223 DELETED TRACK LIMITS AT T 10

CAR 47 TIME 2:08.265 DELETED TRACK LIMITS AT T 7

CAR 77 TIME 2:16.031 DELETED TRACK LIMITS AT T 7

Published at:.....

Track Temp: 27.2 °C Air Temp: 25.6 °C Humidity: 47 % Track Status: DRY

Stewards:

Timekeeper:

Luis Garcia

JOB-1605-ESP/M





Paul Ricard
GT Cup Europe
Qualifying - 2 Driver - 2



Paul Ricard 5.822 m

Final Results

- CAR 52 TIME 2:23.365 DELETED TRACK LIMITS AT T 7
- CAR 55 TIME 2:18.095 DELETED TRACK LIMITS AT T 10
- CAR 11 TIME 2:13.566 DELETED TRACK LIMITS AT T 7
- CAR 70 TIME 2:14.105 DELETED TRACK LIMITS AT T 7
- CAR 16 TIME 2:18.113 DELETED TRACK LIMITS AT T 10
- CAR 44 TIME 2:15.474 DELETED TRACK LIMITS AT T 10
- CAR 69 TIME 2:08.762 DELETED TRACK LIMITS AT T 7
- CAR 70 TIME 2:13.864 DELETED TRACK LIMITS AT T 7
- CAR 14 TIME 2:13.154 DELETED TRACK LIMITS AT T 7
- CAR 11 TIME 2:12.025 DELETED TRACK LIMITS AT T 7

Published at:.....

Track Temp: **27.2 °C** Air Temp: **25.6 °C** Humidity: **47 %** Track Status: **DRY**

Stewards:

Timekeeper:

Luis Garcia

JOB-1605-ESP/M

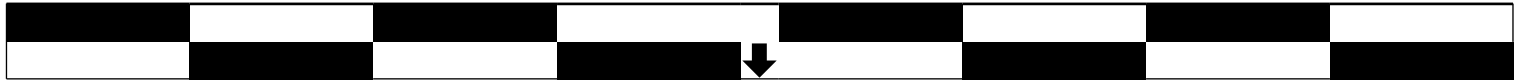




Paul Ricard
GT Cup Europe
Race - 2
Starting Grid



				.11.	2:32.734	GDL Racing Samuele Bosio	68	21
20	99	Lionspeed GP José García	2:21.580	.10.	2:15.459	Street-Art Racing Javan Fazal-Karim	007	19
18	70	GDL Racing Roberto Bosio	2:14.238	.9.	2:13.435	EST1 Racing Indrek Jaaska	77	17
16	19	Mertel Motorsport Stefano Bozzoni	2:12.708	.8.	2:12.683	Ghinzani Arco Motorsport Laura Van den Hengel	14	15
14	11	Eugenio Pisani / SP Racing Stefano Zerbi	2:12.148	.7.	2:10.592	Camil Perian / R01 Racing by Varu Nicu Florin Tincescu	21	13
12	81	Mertel Motorsport Steven Liaporish	2:10.554	.6.	2:10.012	Q1-trackracing Laurent Vandervelde	52	11
10	69	Kessel Racing Alexandre Bochez	2:08.849	.5.	2:08.660	Eugenio Pisani / SP Racing Eugenio Pisani	44	9
8	47	EST1 Racing Alex Reimann	2:08.636	.4.	2:08.558	Q1-trackracing H. Mello	55	7
6	16	Volcano Motorsport Evaenii Leonov	2:08.274	.3.	2:08.228	GDL Racing Gianluca De Lorenzi	67	5
4	57	Q1-trackracing Quentin Antonel	2:08.108	.2.	2:07.013	Mertel Motorsport Iván Velasco	80	3
2	78	ZRS Motorsport Fabio Babini	2:06.610	.1.	2:06.072	Rossocorsa Racing Andrea Belicchi	17	1



Pole

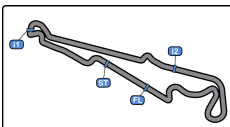
Published at:.....

Stewards:

Timekeeper:

Luis Garcia
 JOB-1605-ESP/M





Paul Ricard
GT Cup Europe
Race - 2



Provisional Results

Paul Ricard 5.822 m

Cls	N°	Entrant/Team	Nat	Driver 1	Nat	Driver 2	Nat	Vehicle	Cat	Cl	Laps	Total Time	Gap	Interval	Km/h	Best	Time	Km/h
1	17	Rossocorsa Racing	ITA	Lorenzo Innocenti	ITA	Andrea Belicchi	ITA	Ferrari 488 Challenge Evo	PROAM	1	23	51:22.253			156.3	7	2:09.103	162.3
2	78	ZRS Motorsport	ITA	Davide Scannicchio	ITA	Fabio Babini	ITA	Porsche 992 GT3 Cup	PROAM	2	23	51:24.266	2.013	2.013	156.2	12	2:07.934	163.8
3	80	Mertel Motorsport	DEU	Iván Velasco	ESP	Jorge Cabezas	ESP	Ferrari 488 Challenge Evo	PROAM	3	23	51:26.462	4.209	2.196	156.1	4	2:09.210	162.2
4	47 *	EST1 Racing	EST	Alex Reimann	EST			Porsche 992 GT3 Cup	PROAM	4	23	51:31.694	9.441	5.232	155.9	4	2:09.133	162.3
5	57	Q1-trackracing	BEL	Quentin Antonel	FRA	Nicolas Vandierendonck	BEL	Porsche 992 GT3 Cup	AM*	1	23	51:36.903	14.650	5.209	155.6	6	2:09.012	162.4
6	19	Mertel Motorsport	DEU	Stefano Bozzoni	ITA	Fernando Navarrete	ESP	Ferrari 488 Challenge Evo	AM	2	23	51:41.213	18.960	4.310	155.4	16	2:09.005	162.4
7	44 *	Eugenio Pisani / SP Racing	ITA	Eugenio Pisani	ITA	Stefano Zanini	ITA	Porsche 911 GT3 Cup gen 2	PROAM	5	23	51:41.655	19.402	0.442	155.4	7	2:09.075	162.3
8	52	Q1-trackracing	BEL	Xander Przybylak	BEL	Laurent Vandervele	BEL	Porsche 992 GT3 Cup	AM	3	23	51:45.922	23.669	4.267	155.2	20	2:09.880	161.3
9	67 *	GDL Racing	SMR	Gianluca De Lorenzi	ITA	Stefano Borghi	ITA	Porsche 992 GT3 Cup	AM	4	23	52:02.134	39.881	16.212	154.4	10	2:09.376	162.0
10	55	Q1-trackracing	BEL	Gustavo Condé	BRA	H. Mello	BRA	Porsche 992 GT3 Cup	AM	5	23	52:03.231	40.978	1.097	154.3	10	2:08.968	162.5
11	69 *	Kessel Racing	CHE	Alexandre Bochez	CHE	Mikaël Bochez	CHE	Ferrari 488 Challenge Evo	AM	6	23	52:12.418	50.165	9.187	153.8	10	2:10.947	160.0
12	21	Camill Perian / R01 Racing by Varu Nicu	ROU	Florin Tincescu	ROU			Porsche 911 GT3 Cup gen 2	AM	7	23	52:28.118	1:05.865	15.700	153.1	7	2:12.126	158.6
13	16	Volcano Motorsport	ESP	Evgenii Leonov	FIN			Porsche 992 GT3 Cup	PROAM*	6	23	53:11.373	1:49.120	43.255	151.0	6	2:10.554	160.5
14	77	EST1 Racing	FIN	Jori Ala-Jyrä	FIN	Indrek Jaaska	EST	Porsche 992 GT3 Cup	AM	8	23	53:15.288	1:53.035	3.915	150.8	20	2:11.609	159.2
15	14	Ghinzani Arco Motorsport	ITA	Maurizio Fondi	ITA	Laura Van den Hengel	NLD	Porsche 992 GT3 Cup	AM	9	23	53:17.822	1:55.569	2.534	150.7	6	2:12.158	158.5
16	11	Eugenio Pisani / SP Racing	ITA	Fabio Fabiani	ITA	Stefano Zerbi	ITA	Porsche 911 GT3 Cup gen 2	AM	10	22	51:58.522	1 Lap	1 Lap	147.8	6	2:14.346	156.0
17	007	Street-Art Racing	BEL	Jayan Fazal-Karim	FRA	Julien Darras	FRA	Aston Martin Vantage AMR	TPH	1	22	52:31.597	1 Lap	33.075	146.3	12	2:13.409	157.1
18	70	GDL Racing	SMR	Roberto Bosio	ITA			Porsche 911 GT3 Cup gen 2	AM	11	22	52:38.744	1 Lap	7.147	145.9	5	2:16.660	153.3
19	99	Lionspeed GP	DEU	José García	ESP	Carlo Scholl	DEU	Porsche Cayman GT4 RS	TPH	2	22	52:41.348	1 Lap	2.604	145.8	11	2:15.643	154.5
20	81	Mertel Motorsport	DEU	Luca Ludwig	DEU	Steven Liquorish	GBR	Ferrari 488 Challenge Evo	PROAM	7	20	44:57.116	3 Laps	2 Laps	155.4	17	2:08.571	163.0

Not classified: (Requirements: 75% of number laps of leader = 18 Laps)

68	GDL Racing	SMR	Samuele Bosio	ITA				Porsche 992 GT3 Cup	AM	12	2	4:41.065	21 Laps	18 Laps	149.1	2	2:15.194	155.0
----	------------	-----	---------------	-----	--	--	--	---------------------	----	----	---	-----------------	---------	---------	-------	---	----------	-------

Fastest lap Scannicchio - Babini in 2:07.934 at 163.8 Km/h in lap 12

PROAM	78	ZRS Motorsport	ITA	Davide Scannicchio	ITA	Fabio Babini	ITA	Porsche 992 GT3 Cup	12	2:07.934	163.8
AM	55	Q1-trackracing	BEL	Gustavo Condé	BRA	H. Mello	BRA	Porsche 992 GT3 Cup	10	2:08.968	162.5
TPH	007	Street-Art Racing	BEL	Jayan Fazal-Karim	FRA	Julien Darras	FRA	Aston Martin Vantage AMR	12	2:13.409	157.1

*** PENALTIES**

CAR #67 - 5 SECONDS TIME PENALTY ADDED TO RACE TIME DUE TO TRACK LIMITS

CAR #67 - 10 SECONDS TIME PENALTY TO BE ADDED TO RACE TIME DUE TO TRACK LIMITS

CAR #47 - 5 SECONDS TIME PENALTY ADDED TO RACE TIME DUE TO TRACK LIMITS

CAR #44 - 5 SECONDS TIME PENALTY ADDED TO RACE TIME - LESS TIME HANDICAP

CAR 47 DRIVER 2 REPRIMAND - CAUSING A COLISSION WITH CAR 16

CAR #69 - 5 SECONDS TIME PENALTY TO BE ADDED TO RACE TIME DUE TO TRACK LIMITS

Published at:.....

Track Temp: **51.1 °C** Air Temp: **29.4 °C** Humidity: **41 %** Track Status: **DRY**

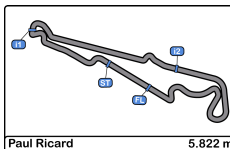
Race Director:

Timekeeper:

Luis Garcia

JOB-1605-ESP/M





Paul Ricard
GT Cup Europe
Race - 2
Provisional Results by Category



PROAM																		
Cls	N°	Entrant/Team	Nat	Driver 1	Nat	Driver 2	Nat	Vehicle	Cat	Cl	Laps	Total Time	Gap	Interval	Km/h	Best	Time	Km/h
1	78	Rossocorsa Racing	ITA	Lorenzo Innocenti	ITA	Andrea Belicchi	ITA	Ferrari 488 Challenge Evo	PROAM	1	23	51:22.253			156.3	7	2:09.103	162.3
2	17	ZRS Motorsport	ITA	Davide Scannicchio	ITA	Fabio Babini	ITA	Porsche 992 GT3 Cup	PROAM	2	23	51:24.266	2.013	2.013	156.2	12	2:07.934	163.8
3	80	Mertel Motorsport	DEU	Iván Velasco	ESP	Jorge Cabezas	ESP	Ferrari 488 Challenge Evo	PROAM	3	23	51:26.462	4.209	2.196	156.1	4	2:09.210	162.2
4	47 *	EST1 Racing	EST	Alex Reimann	EST			Porsche 992 GT3 Cup	PROAM	4	23	51:31.694	9.441	5.232	155.9	4	2:09.133	162.3
5	44 *	Eugenio Pisani / SP Racing	ITA	Eugenio Pisani	ITA	Stefano Zanini	MCO	Porsche 911 GT3 Cup gen 2	PROAM	5	23	51:41.655	19.402	9.961	155.4	7	2:09.075	162.3
6	16	Volcano Motorsport	ESP	Evgenii Leonov	RUS			Porsche 992 GT3 Cup	PROAM*	6	23	53:11.373	1:49.120	1:29.718	151.0	6	2:10.554	160.5
7	81	Mertel Motorsport	DEU	Luca Ludwig	DEU	Steven Liguorish	GBR	Ferrari 488 Challenge Evo	PROAM	7	20	44:57.116	3 Laps	3 Laps	155.4	17	2:08.571	163.0

AM																		
Cls	N°	Entrant/Team	Nat	Driver 1	Nat	Driver 2	Nat	Vehicle	Cat	Cl	Laps	Total Time	Gap	Interval	Km/h	Best	Time	Km/h
1	57	Q1-trackracing	DEU	Quentin Antonel	FRA	Nicolas Vandierendonck	BEL	Porsche 992 GT3 Cup	AM*	1	23	51:36.903			155.6	6	2:09.012	162.4
2	19	Mertel Motorsport	DEU	Stefano Bozzoni	ITA	Fernando Navarrete	ESP	Ferrari 488 Challenge Evo	AM	2	23	51:41.213	4.310	4.310	155.4	16	2:09.005	162.4
3	52	Q1-trackracing	BEL	Xander Przybylak	BEL	Laurent Vandervele	BEL	Porsche 992 GT3 Cup	AM	3	23	51:45.922	9.019	4.709	155.2	20	2:09.880	161.3
4	67 *	GDL Racing	SMR	Gianluca De Lorenzi	ITA	Stefano Borghi	ITA	Porsche 992 GT3 Cup	AM	4	23	52:02.134	25.231	16.212	154.4	10	2:09.376	162.0
5	55	Q1-trackracing	BEL	Gustavo Condé	BRA	H. Mello	BRA	Porsche 992 GT3 Cup	AM	5	23	52:03.231	26.328	1.097	154.3	10	2:08.968	162.5
6	69 *	Kessel Racing	CHE	Alexandre Bochez	CHE	Mikaël Bochez	CHE	Ferrari 488 Challenge Evo	AM	6	23	52:12.418	35.515	9.187	153.8	10	2:10.947	160.0
7	21	Camil Perian / R01 Racing by Varu Nicu	ROU	Florin Tincescu	ROU			Porsche 911 GT3 Cup gen 2	AM	7	23	52:28.118	51.215	15.700	153.1	7	2:12.126	158.6
8	77	EST1 Racing	FIN	Jori Ala-Jyrä	FIN	Indrek Jaaska	EST	Porsche 992 GT3 Cup	AM	8	23	53:15.288	1:38.385	47.170	150.8	20	2:11.609	159.2
9	14	Ghinzani Arco Motorsport	ITA	Maurizio Fondi	ITA	Laura Van den Hengel	NLD	Porsche 992 GT3 Cup	AM	9	23	53:17.822	1:40.919	2.534	150.7	6	2:12.158	158.5
10	11	Eugenio Pisani / SP Racing	ITA	Fabio Fabiani	ITA	Stefano Zerbi	ITA	Porsche 911 GT3 Cup gen 2	AM	10	22	51:58.522	1 Lap	1 Lap	147.8	6	2:14.346	156.0
11	70	GDL Racing	SMR	Roberto Bosio	ITA			Porsche 911 GT3 Cup gen 2	AM	11	22	52:38.744	1 Lap	40.222	145.9	5	2:16.660	153.3

Not classified: (Requirements: 75% of number laps of leader = 18 Laps)

68	GDL Racing	SMR	Samuele Bosio	ITA				Porsche 992 GT3 Cup	AM	12	2	4:41.065	21 Laps	20 Laps	149.1	2	2:15.194	155.0
----	------------	-----	---------------	-----	--	--	--	---------------------	----	----	---	-----------------	---------	---------	-------	---	----------	-------

TPH																		
Cls	N°	Entrant/Team	Nat	Driver 1	Nat	Driver 2	Nat	Vehicle	Cat	Cl	Laps	Total Time	Gap	Interval	Km/h	Best	Time	Km/h
1	007	Street-Art Racing	BEL	Jayan Fazal-Karim	FRA	Julien Darras	FRA	Aston Martin Vantage AMR	TPH	1	22	52:31.597			146.3	12	2:13.409	157.1
2	99	Lionspeed GP	DEU	José García	ESP	Carlo Scholl	DEU	Porsche Cayman GT4 RS	TPH	2	22	52:41.348	9.751	9.751	145.8	11	2:15.643	154.5

Fastest lap Scannicchio - Babini in 2:07.934 at 163.8 Km/h in lap 12

*** PENALTIES**

CAR #67 - 5 SECONDS TIME PENALTY ADDED TO RACE TIME DUE TO TRACK LIMITS

CAR #67 - 10 SECONDS TIME PENALTY TO BE ADDED TO RACE TIME DUE TO TRACK LIMITS

Published at:.....

Track Temp: **51.1 °C** Air Temp: **29.4 °C** Humidity: **41 %** Track Status: **DRY**

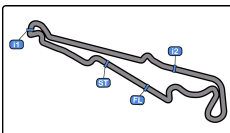
Race Director:

Timekeeper:

Luis Garcia

JOB-1605-ESP/M





Paul Ricard
GT Cup Europe
Race - 2



Paul Ricard 5.822 m

Provisional Results by Category

- CAR #47 - 5 SECONDS TIME PENALTY ADDED TO RACE TIME DUE TO TRACK LIMITS
- CAR #44 - 5 SECONDS TIME PENALTY ADDED TO RACE TIME - LESS TIME HANDICAP
- CAR 47 DRIVER 2 REPRIMAND - CAUSING A COLISSION WITH CAR 16
- CAR #69 - 5 SECONDS TIME PENALTY TO BE ADDED TO RACE TIME DUE TO TRACK LIMITS

Published at:.....

Track Temp: **51.1 °C** Air Temp: **29.4 °C** Humidity: **41 %** Track Status: **DRY**

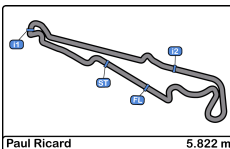
Race Director:

Timekeeper:

Luis Garcia

JOB-1605-ESP/M





Paul Ricard
GT Cup Europe
Race - 2
Provisional Results by Class



GT Open Cup Europe																		
Cls	N°	Entrant/Team	Nat	Driver 1	Nat	Driver 2	Nat	Vehicle	Cat	Cl	Laps	Total Time	Gap	Interval	Km/h	Best	Time	Km/h
1	78	Rossocorsa Racing	ITA	Lorenzo Innocenti	ITA	Andrea Belicchi	ITA	Ferrari 488 Challenge Evo	GT Cup	1	23	51:22.253			156.3	7	2:09.103	162.3
2	17	ZRS Motorsport	ITA	Davide Scannicchio	ITA	Fabio Babini	ITA	Porsche 992 GT3 Cup	GT Cup	2	23	51:24.266	2.013	2.013	156.2	12	2:07.934	163.8
3	80	Mertel Motorsport	DEU	Iván Velasco	ESP	Jorge Cabezas	ESP	Ferrari 488 Challenge Evo	GT Cup	3	23	51:26.462	4.209	2.196	156.1	4	2:09.210	162.2
4	47 *	EST1 Racing	EST	Alex Reimann	EST			Porsche 992 GT3 Cup	GT Cup	4	23	51:31.694	9.441	5.232	155.9	4	2:09.133	162.3
5	57	Q1-trackracing	BEL	Quentin Antonel	FRA	Nicolas Vandierendonck	BEL	Porsche 992 GT3 Cup	GT Cup*	5	23	51:36.903	14.650	5.209	155.6	6	2:09.012	162.4
6	19	Mertel Motorsport	DEU	Stefano Bozzoni	ITA	Fernando Navarrete	ESP	Ferrari 488 Challenge Evo	GT Cup	6	23	51:41.213	18.960	4.310	155.4	16	2:09.005	162.4
7	44 *	Eugenio Pisani / SP Racing	ITA	Eugenio Pisani	ITA	Stefano Zanini	ITA	Porsche 911 GT3 Cup gen 2	GT Cup	7	23	51:41.655	19.402	0.442	155.4	7	2:09.075	162.3
8	52	Q1-trackracing	BEL	Xander Przybylak	BEL	Laurent Vandervelde	BEL	Porsche 992 GT3 Cup	GT Cup	8	23	51:45.922	23.669	4.267	155.2	20	2:09.880	161.3
9	67 *	GDL Racing	SMR	Gianluca De Lorenzi	ITA	Stefano Borghi	ITA	Porsche 992 GT3 Cup	GT Cup	9	23	52:02.134	39.881	16.212	154.4	10	2:09.376	162.0
10	55	Q1-trackracing	BEL	Gustavo Condé	BRA	H. Mello	BRA	Porsche 992 GT3 Cup	GT Cup	10	23	52:03.231	40.978	1.097	154.3	10	2:08.968	162.5
11	69 *	Kessel Racing	CHE	Alexandre Bochez	CHE	Mikaël Bochez	CHE	Ferrari 488 Challenge Evo	GT Cup	11	23	52:12.418	50.165	9.187	153.8	10	2:10.947	160.0
12	21	Camill Perian / R01 Racing by Varu Nicu	ROU	Florin Tincescu	ROU			Porsche 911 GT3 Cup gen 2	GT Cup	12	23	52:28.118	1:05.865	15.700	153.1	7	2:12.126	158.6
13	16	Volcano Motorsport	ESP	Evgenii Leonov	MDA			Porsche 992 GT3 Cup	GT Cup*	13	23	53:11.373	1:49.120	43.255	151.0	6	2:10.554	160.5
14	77	EST1 Racing	EST	Jori Ala-Jyrä	FIN	Indrek Jaaska	EST	Porsche 992 GT3 Cup	GT Cup	14	23	53:15.288	1:53.035	3.915	150.8	20	2:11.609	159.2
15	14	Ghinzani Arco Motorsport	ITA	Maurizio Fondi	ITA	Laura Van den Hengel	NLD	Porsche 992 GT3 Cup	GT Cup	15	23	53:17.822	1:55.569	2.534	150.7	6	2:12.158	158.5
16	11	Eugenio Pisani / SP Racing	ITA	Fabio Fabiani	ITA	Stefano Zerbi	ITA	Porsche 911 GT3 Cup gen 2	GT Cup	16	22	51:58.522	1 Lap	1 Lap	147.8	6	2:14.346	156.0
17	70	GDL Racing	SMR	Roberto Bosio	ITA			Porsche 911 GT3 Cup gen 2	GT Cup	17	22	52:38.744	1 Lap	40.222	145.9	5	2:16.660	153.3
18	81	Mertel Motorsport	DEU	Luca Ludwig	DEU	Steven Liguorish	GBR	Ferrari 488 Challenge Evo	GT Cup	18	20	44:57.116	3 Laps	2 Laps	155.4	17	2:08.571	163.0

Not classified: (Requirements: 75% of number laps of leader = 18 Laps)

68	GDL Racing	SMR	Samuele Bosio	ITA				Porsche 992 GT3 Cup	GT Cup	19	2	4:41.065	21 Laps	18 Laps	149.1	2	2:15.194	155.0
----	------------	-----	---------------	-----	--	--	--	---------------------	--------	----	---	-----------------	---------	---------	-------	---	----------	-------

GT Cup Trophy																		
Cls	N°	Entrant/Team	Nat	Driver 1	Nat	Driver 2	Nat	Vehicle	Cat	Cl	Laps	Total Time	Gap	Interval	Km/h	Best	Time	Km/h
1	007	Street-Art Racing	BEL	Jayan Fazal-Karim	FRA	Julien Darras	FRA	Aston Martin Vantage AMR	GT Cup	1	22	52:31.597			146.3	12	2:13.409	157.1
2	99	Lionspeed GP	DEU	José García	ESP	Carlo Scholl	DEU	Porsche Cayman GT4 RS	GT Cup	2	22	52:41.348	9.751	9.751	145.8	11	2:15.643	154.5

Fastest lap Scannicchio - Babini in 2:07.934 at 163.8 Km/h in lap 12

*** PENALTIES**

CAR #67 - 5 SECONDS TIME PENALTY ADDED TO RACE TIME DUE TO TRACK LIMITS

CAR #67 - 10 SECONDS TIME PENALTY TO BE ADDED TO RACE TIME DUE TO TRACK LIMITS

CAR #47 - 5 SECONDS TIME PENALTY ADDED TO RACE TIME DUE TO TRACK LIMITS

CAR #44 - 5 SECONDS TIME PENALTY ADDED TO RACE TIME - LESS TIME HANDICAP

CAR 47 DRIVER 2 REPRIMAND - CAUSING A COLISSION WITH CAR 16

Published at:.....

Track Temp: **51.1 °C** Air Temp: **29.4 °C** Humidity: **41 %** Track Status: **DRY**

Race Director:

Timekeeper:

Luis Garcia

JOB-1605-ESP/M





Paul Ricard
 GT Cup Europe
 Race - 2



Paul Ricard 5.822 m

Provisional Results by Class

CAR #69 - 5 SECONDS TIME PENALTY TO BE ADDED TO RACE TIME DUE TO TRACK LIMITS

Published at:.....

Track Temp: 51.1 °C Air Temp: 29.4 °C Humidity: 41 % Track Status: DRY

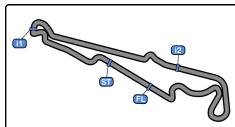
Race Director:

Timekeeper:

Luis Garcia

JOB-1605-ESP/M





Paul Ricard
GT Cup Europe
Race - 2

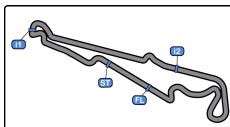


Paul Ricard 5.822 m

Provisional Classification by Driver Fastest Lap

Cl	N°	Entrant/Team	Nat	Vehicle	Driver	Nat	Cat	Cl	Laps	Best	Time	Gap	Interval	Km/h
1	78	ZRS Motorsport	ITA	Porsche 992 GT3 Cup	Fabio Babini	ITA	PROAM	1	13	12	2:07.934			163.8
2	81	Mertel Motorsport	DEU	Ferrari 488 Challenge Evo	Luca Ludwig	DEU	PROAM	2	10	7	2:08.571	0.637	0.637	163.0
3	55	Q1-trackracing	BEL	Porsche 992 GT3 Cup	H. Mello	BRA	AM	1	13	10	2:08.968	1.034	0.397	162.5
4	19	Mertel Motorsport	DEU	Ferrari 488 Challenge Evo	Fernando Navarrete	ESP	AM	2	13	6	2:09.005	1.071	0.037	162.4
5	57	Q1-trackracing	BEL	Porsche 992 GT3 Cup	Quentin Antonel	FRA	AM*	3	12	6	2:09.012	1.078	0.007	162.4
6	44	Eugenio Pisani / SP Racing	ITA	Porsche 911 GT3 Cup gen 2	Eugenio Pisani	ITA	PROAM	3	12	7	2:09.075	1.141	0.063	162.3
7	17	Rossocorsa Racing	ITA	Ferrari 488 Challenge Evo	Andrea Belicchi	ITA	PROAM	4	13	7	2:09.103	1.169	0.028	162.3
8	47	EST1 Racing	EST	Porsche 992 GT3 Cup	Alex Reimann	EST	PROAM	5	23	4	2:09.133	1.199	0.030	162.3
9	80	Mertel Motorsport	DEU	Ferrari 488 Challenge Evo	Iván Velasco	ESP	PROAM	6	11	4	2:09.210	1.276	0.077	162.2
10	67	GDL Racing	SMR	Porsche 992 GT3 Cup	Gianluca De Lorenzi	ITA	AM	4	12	10	2:09.376	1.442	0.166	162.0
11	80	Mertel Motorsport	DEU	Ferrari 488 Challenge Evo	Jorge Cabezas	ESP	PROAM	7	12	4	2:09.486	1.552	0.110	161.8
12	52	Q1-trackracing	BEL	Porsche 992 GT3 Cup	Xander Przybylak	BEL	AM	5	13	10	2:09.880	1.946	0.394	161.3
13	52	Q1-trackracing	BEL	Porsche 992 GT3 Cup	Laurent Vandervelde	BEL	AM	6	10	9	2:10.516	2.582	0.636	160.5
14	16	Volcano Motorsport	ESP	Porsche 992 GT3 Cup	Evgenii Leonov	NLD	PROAM*	8	23	6	2:10.554	2.620	0.038	160.5
15	69	Kessel Racing	CHE	Ferrari 488 Challenge Evo	Alexandre Bochez	CHE	AM	7	11	10	2:10.947	3.013	0.393	160.0
16	17	Rossocorsa Racing	ITA	Ferrari 488 Challenge Evo	Lorenzo Innocenti	ITA	PROAM	9	10	5	2:11.080	3.146	0.133	159.8
17	69	Kessel Racing	CHE	Ferrari 488 Challenge Evo	Mikaël Bochez	CHE	AM	8	12	7	2:11.221	3.287	0.141	159.7
18	77	EST1 Racing	EST	Porsche 992 GT3 Cup	Jori Ala-Jyrä	FIN	AM	9	13	10	2:11.609	3.675	0.388	159.2
19	81	Mertel Motorsport	DEU	Ferrari 488 Challenge Evo	Steven Liquorish	GBR	PROAM	10	10	8	2:11.735	3.801	0.126	159.1
20	67	GDL Racing	SMR	Porsche 992 GT3 Cup	Stefano Borghi	ITA	AM	10	11	5	2:11.960	4.026	0.225	158.8
21	21	Camil Perian / R01 Racing by Varu Nicu	ROU	Porsche 911 GT3 Cup gen 2	Florin Tinescu	ROU	AM	11	23	7	2:12.126	4.192	0.166	158.6
22	44	Eugenio Pisani / SP Racing	ITA	Porsche 911 GT3 Cup gen 2	Stefano Zanini	MCO	PROAM	11	11	7	2:12.140	4.206	0.014	158.6
23	57	Q1-trackracing	BEL	Porsche 992 GT3 Cup	Nicolas Vandierendend	BEL	AM*	12	11	5	2:12.141	4.207	0.001	158.6
24	14	Ghinzani Arco Motorsport	ITA	Porsche 992 GT3 Cup	Laura Van den Heng	NLD	AM	13	11	6	2:12.158	4.224	0.017	158.5
25	77	EST1 Racing	EST	Porsche 992 GT3 Cup	Indrek Jaaska	EST	AM	14	10	9	2:12.227	4.293	0.069	158.5
26	78	ZRS Motorsport	ITA	Porsche 992 GT3 Cup	Davide Scannicchio	ITA	PROAM	12	10	8	2:12.332	4.398	0.105	158.3
27	19	Mertel Motorsport	DEU	Ferrari 488 Challenge Evo	Stefano Bozzoni	ITA	AM	15	10	5	2:12.383	4.449	0.051	158.3
28	007	Street-Art Racing	BEL	Aston Martin Vantage AMR	Julien Darras	FRA	TPH	1	12	2	2:13.409	5.475	1.026	157.1
29	55	Q1-trackracing	BEL	Porsche 992 GT3 Cup	Gustavo Condé	BRA	AM	16	10	10	2:13.419	5.485	0.010	157.0
30	14	Ghinzani Arco Motorsport	ITA	Porsche 992 GT3 Cup	Maurizio Fondi	ITA	AM	17	12	4	2:13.991	6.057	0.572	156.4
31	11	Eugenio Pisani / SP Racing	ITA	Porsche 911 GT3 Cup gen 2	Stefano Zerbi	ITA	AM	18	10	6	2:14.346	6.412	0.355	156.0
32	68	GDL Racing	SMR	Porsche 992 GT3 Cup	Samuele Bosio	ITA	AM	19	2	2	2:15.194	7.260	0.848	155.0
33	99	Lionspeed GP	DEU	Porsche Cayman GT4 RS	Carlo Scholl	DEU	TPH	2	13	2	2:15.643	7.709	0.449	154.5
34	11	Eugenio Pisani / SP Racing	ITA	Porsche 911 GT3 Cup gen 2	Fabio Fabiani	ITA	AM	20	12	5	2:15.733	7.799	0.090	154.4
35	70	GDL Racing	SMR	Porsche 911 GT3 Cup gen 2	Roberto Bosio	ITA	AM	21	22	5	2:16.660	8.726	0.927	153.3
36	007	Street-Art Racing	BEL	Aston Martin Vantage AMR	Jayan Fazal-Karim	FRA	TPH	3	10	6	2:18.717	10.783	2.057	151.0
37	99	Lionspeed GP	DEU	Porsche Cayman GT4 RS	José García	ESP	TPH	4	9	8	2:22.052	14.118	3.335	147.5





Paul Ricard
GT Cup Europe
Race - 2

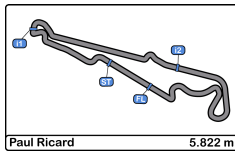
Distance and Speed Average



Paul Ricard 5.822 m

Cls	N°	Entrant/Team	Nat	Driver 1	Nat	Driver 2	Nat	Vehicle	Cat	Cls	Laps	Distance	Total Time	Km/h
1	17	Rossocorsa Racing	ITA	Lorenzo Innocenti	ITA	Andrea Belicchi	ITA	Ferrari 488 Challenge Evo	PROAM	1	23	133.90	51:22.253	156.3
2	78	ZRS Motorsport	ITA	Davide Scannicchio	ITA	Fabio Babini	ITA	Porsche 992 GT3 Cup	PROAM	2	23	133.90	51:24.266	156.2
3	80	Mertel Motorsport	DEU	Iván Velasco	ESP	Jorge Cabezas	ESP	Ferrari 488 Challenge Evo	PROAM	3	23	133.90	51:26.462	156.1
4	47	EST1 Racing	EST	Alex Reimann	EST			Porsche 992 GT3 Cup	PROAM	4	23	133.90	51:31.694	155.9
5	57	Q1-trackracing	BEL	Quentin Antonel	FRA	Nicolas Vandierendonck	BEL	Porsche 992 GT3 Cup	AM*	1	23	133.90	51:36.903	155.6
6	19	Mertel Motorsport	DEU	Stefano Bozzoni	ITA	Fernando Navarrete	ESP	Ferrari 488 Challenge Evo	AM	2	23	133.90	51:41.213	155.4
7	44	Eugenio Pisani / SP Racing	ITA	Eugenio Pisani	ITA	Stefano Zanini	MCO	Porsche 911 GT3 Cup gen 2	PROAM	5	23	133.90	51:41.655	155.4
8	52	Q1-trackracing	BEL	Xander Przybylak	BEL	Laurent Vandervelde	BEL	Porsche 992 GT3 Cup	AM	3	23	133.90	51:45.922	155.2
9	67	GDL Racing	SMR	Gianluca De Lorenzi	ITA	Stefano Borghi	ITA	Porsche 992 GT3 Cup	AM	4	23	133.90	52:02.134	154.4
10	55	Q1-trackracing	BEL	Gustavo Condé	BRA	H. Mello	BRA	Porsche 992 GT3 Cup	AM	5	23	133.90	52:03.231	154.3
11	69	Kessel Racing	CHE	Alexandre Bochez	CHE	Mikaël Bochez	CHE	Ferrari 488 Challenge Evo	AM	6	23	133.90	52:12.418	153.8
12	21	Camil Perian / R01 Racing by Varu Nicu	ROU	Florin Tincescu	ROU			Porsche 911 GT3 Cup gen 2	AM	7	23	133.90	52:28.118	153.1
13	16	Volcano Motorsport	ESP	Evgenii Leonov	IND			Porsche 992 GT3 Cup	PROAM*	6	23	133.90	53:11.373	151.0
14	77	EST1 Racing	EST	Jori Ala-Jyrä	FIN	Indrek Jaaska	EST	Porsche 992 GT3 Cup	AM	8	23	133.90	53:15.288	150.8
15	14	Ghinzani Arco Motorsport	ITA	Maurizio Fondi	ITA	Laura Van den Hengel	NLD	Porsche 992 GT3 Cup	AM	9	23	133.90	53:17.822	150.7
16	11	Eugenio Pisani / SP Racing	ITA	Fabio Fabiani	ITA	Stefano Zerbi	ITA	Porsche 911 GT3 Cup gen 2	AM	10	22	128.08	51:58.522	147.8
17	007	Street-Art Racing	BEL	Jayan Fazal-Karim	FRA	Julien Darras	FRA	Aston Martin Vantage AMR	TPH	1	22	128.08	52:31.597	146.3
18	70	GDL Racing	SMR	Roberto Bosio	ITA			Porsche 911 GT3 Cup gen 2	AM	11	22	128.08	52:38.744	145.9
19	99	Lionspeed GP	DEU	José García	ESP	Carlo Scholl	DEU	Porsche Cayman GT4 RS	TPH	2	22	128.08	52:41.348	145.8
20	81	Mertel Motorsport	DEU	Luca Ludwig	DEU	Steven Liguorish	GBR	Ferrari 488 Challenge Evo	PROAM	7	20	116.44	44:57.116	155.4
Not classified: (Requirements: 75% of number laps of leader = 18 Laps)														
68		GDL Racing	SMR	Samuele Bosio	ITA			Porsche 992 GT3 Cup	AM	12	2	11.64	4:41.065	149.1





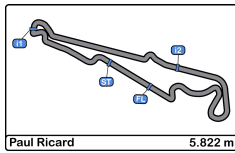
Paul Ricard
GT Cup Europe
Race - 2
Lap Analysis



11							16								
Fabio Fabiani							Evgenii Leonov								
Porsche 911 GT3 Cup gen 2							Porsche 992 GT3 Cup								
AM Stefano Zerbi							Volcano Motorsport								
Eugenio Pisani / SP Racing							PROAM*								
Lap	D	Time	Sector 1	Sector 2	Sector 3	T. Spd	Elapsed	Lap	D	Time	Sector 1	Sector 2	Sector 3	T. Spd	Elapsed
1	2	2:27.598	46.118	42.645	58.835	200.7	2:27.598	1	2	2:19.056	42.843	40.262	55.951	222.2	2:19.056
2	2	2:17.668	37.756	41.146	58.766	246.5	4:45.266	2	2	2:10.966	35.600	39.362	56.004	244.8	4:30.022
3	2	2:15.408	37.396	39.842	58.170	246.0	7:00.674	3	2	2:31.904 P	37.654	40.944	1:13.306	244.8	7:01.926
4	2	2:14.885	36.629	40.032	58.224	244.8	9:15.559	4	2	3:07.426	1:32.045	39.752	55.629	146.7	10:09.352
5	2	2:15.631	36.768	40.920	57.943	244.3	11:31.190	5	2	2:10.768	35.489	39.678	55.601	243.2	12:20.120
6	2	2:14.346	36.535	39.923	57.888	244.3	13:45.536	6	2	2:10.554	35.442	39.239	55.873	244.3	14:30.674
7	2	2:14.643	36.444	39.505	58.694	244.3	16:00.179	7	2	2:11.573	36.409	39.441	55.723	245.4	16:42.247
8	2	2:17.445	38.484	40.776	58.185	223.6	18:17.624	8	2	2:11.262	35.880	39.419	55.963	245.4	18:53.509
9	2	2:16.590	37.734	40.442	58.414	244.3	20:34.214	9	2	2:11.624	35.907	39.593	56.124	244.3	21:05.133
10	2	2:23.492 P	37.252	40.882	1:05.358	244.3	22:57.706	10	2	2:10.799	35.795	39.111	55.893	243.2	23:15.932
11	1	3:39.297	1:38.436	39.758	1:21.103	147.1	26:37.003	11	1	2:10.918	35.876	39.341	55.701	243.2	25:26.850
12	1	2:17.517	37.973	40.979	58.565	233.7	28:54.520	12	1	2:16.014 P	35.412	39.120	1:01.482	244.8	27:42.864
13	1	2:16.669	37.641	40.696	58.332	248.2	31:11.189	13	1	3:29.117	1:54.096	39.123	55.898	147.1	31:11.981
14	1	2:32.494		3:12.941	58.581	247.1	33:43.683	14	1	2:12.846	36.824	39.840	56.182	247.1	33:24.827
15	1	2:15.733	37.357	40.309	58.067	243.7	35:59.416	15	1	2:11.754	35.872	39.624	56.258	244.3	35:36.581
16	1	2:16.669	37.244	40.624	58.801	243.7	38:16.085	16	1	2:11.378	35.917	39.450	56.011	244.8	37:47.959
17	1	2:16.119	37.268	40.110	58.741	244.3	40:32.204	17	1	2:11.519	36.232	39.347	55.940	244.3	39:59.478
18	1	2:17.689	39.313	40.256	58.120	245.4	42:49.893	18	1	2:11.955	35.765	39.838	56.352	245.4	42:11.433
19	1	2:15.950	37.205	40.638	58.107	244.8	45:05.843	19	1	2:11.770	36.017	39.580	56.173	244.8	44:23.203
20	1	2:19.313	37.300	40.614	1:01.399	243.2	47:25.156	20	1	2:11.698	35.920	39.706	56.072	247.1	46:34.901
21	1	2:16.376	37.410	40.760	58.206	245.4	49:41.532	21	1	2:12.250	35.881	39.835	56.534	246.5	48:47.151
22	1	2:16.990	37.638	40.688	58.664	244.3	51:58.522	22	1	2:12.438	36.541	39.421	56.476	248.2	50:59.589
23	1							23	1	2:11.784	35.929	39.382	56.473	245.4	53:11.373

14							17								
Maurizio Fondi							Lorenzo Innocenti								
Porsche 992 GT3 Cup							Ferrari 488 Challenge Evo								
AM Laura Van den Hengel							PROAM								
Ghinzani Arco Motorsport							Andrea Belicchi								
Rossocorsa Racing															
Lap	D	Time	Sector 1	Sector 2	Sector 3	T. Spd	Elapsed	Lap	D	Time	Sector 1	Sector 2	Sector 3	T. Spd	Elapsed
1	2	2:24.084	45.000	41.344	57.740	208.0	2:24.084	1	2	2:13.795	39.792	38.676	55.327	227.8	2:13.795
2	2	2:13.392	36.464	40.216	56.712	241.6	4:37.476	2	2	2:09.607	35.273	38.824	55.510	242.6	4:23.402
3	2	2:13.349	36.350	40.214	56.785	244.3	6:50.825	3	2	2:09.860	35.402	38.875	55.583	242.6	6:33.262
4	2	2:12.745	36.479	39.648	56.618	243.7	9:03.570	4	2	2:09.653	35.211	38.682	55.760	243.2	8:42.915
5	2	2:12.562	36.075	39.411	57.076	243.7	11:16.132	5	2	2:09.790	35.355	38.619	55.816	243.7	10:52.705
6	2	2:12.158	35.989	39.726	56.443	244.3	13:28.290	6	2	2:09.330	35.104	38.726	55.500	244.3	13:02.035
7	2	2:13.666	36.121	40.277	57.268	244.3	15:41.956	7	2	2:09.103	35.141	38.606	55.356	244.3	15:11.138
8	2	2:12.518	36.278	39.998	56.242	244.8	17:54.474	8	2	2:09.452	35.206	38.649	55.597	245.4	17:20.590
9	2	2:13.135	36.358	39.846	56.931	243.7	20:07.609	9	2	2:09.472	35.279	38.654	55.539	244.3	19:30.062
10	2	2:15.585	36.951	40.856	57.778	244.3	22:23.194	10	2	2:10.954	35.643	39.713	55.598	245.4	21:41.016
11	2	2:23.137 P	37.258	40.470	1:05.409	241.6	24:46.331	11	2	2:09.787	35.295	38.737	55.755	243.7	23:50.803
12	1	3:33.159	1:54.117	41.036	58.006	129.1	28:19.490	12	2	2:09.508	35.354	38.705	55.449	244.3	26:00.311
13	1	2:14.890	37.202	40.199	57.489	242.1	30:34.380	13	2	2:14.900 P	35.295	38.698	1:00.907	244.8	28:15.211
14	1	2:14.749	36.694	40.081	57.974	240.0	32:49.129	14	1	3:22.817	1:46.664	39.547	56.606	144.3	31:38.028
15	1	2:13.991	36.742	39.966	57.283	240.0	35:03.120	15	1	2:11.520	36.111	39.301	56.108	246.0	33:49.548
16	1	2:14.317	36.556	40.037	57.724	240.0	37:17.437	16	1	2:11.893	36.104	39.276	56.513	246.0	36:01.441
17	1	2:14.114	36.685	39.727	57.702	240.5	39:31.551	17	1	2:12.222	36.478	39.465	56.279	247.7	38:13.663
18	1	2:14.811	36.697	40.690	57.424	241.6	41:46.362	18	1	2:11.080	35.932	38.805	56.343	246.5	40:24.743
19	1	2:14.620	36.706	40.061	57.853	242.1	44:00.982	19	1	2:11.423	35.822	39.192	56.409	248.2	42:36.166
20	1	2:15.057	36.663	40.107	58.287	242.6	46:16.039	20	1	2:11.298	36.004	38.968	56.326	246.5	44:47.464
21	1	2:14.367	36.608	40.151	57.608	241.0	48:30.406	21	1	2:11.284	36.036	39.183	56.065	248.2	46:58.748
22	1	2:32.381	35.764	58.518	58.099	241.6	51:02.787	22	1	2:11.694	35.512	39.457	56.725	248.2	49:10.442
23	1	2:15.035	37.545	40.043	57.447	242.1	53:17.822	23	1	2:11.811	36.001	39.416	56.394	246.5	51:22.253





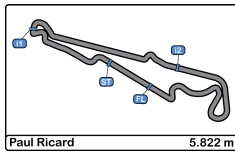
Paul Ricard
GT Cup Europe
Race - 2
Lap Analysis



19							44												
Stefano Bozzoni							Eugenio Pisani												
Ferrari 488 Challenge Evo							Porsche 911 GT3 Cup gen 2												
AM			Fernando Navarrete				Mertel Motorsport			PROAM				Stefano Zanini			Eugenio Pisani / SP Racing		
Lap	D	Time	Sector 1	Sector 2	Sector 3	T. Spd	Elapsed	Lap	D	Time	Sector 1	Sector 2	Sector 3	T. Spd	Elapsed				
1	1	2:22.351	44.475	40.777	57.099	216.4	2:22.351	1	1	2:19.458	43.072	40.141	56.245	216.8	2:19.458				
2	1	2:13.272	36.900	39.277	57.095	245.4	4:35.623	2	1	2:10.820	35.498	39.263	56.059	248.2	4:30.278				
3	1	2:13.067	36.472	39.956	56.639	247.1	6:48.690	3	1	2:10.534	35.859	38.768	55.907	249.4	6:40.812				
4	1	2:12.962	36.609	39.643	56.710	246.5	9:01.652	4	1	2:10.178	35.452	38.749	55.977	247.7	8:50.990				
5	1	2:12.383	36.354	39.199	56.830	248.8	11:14.035	5	1	2:09.859	35.251	38.904	55.704	247.1	11:00.849				
6	1	2:12.902	36.610	39.723	56.569	249.4	13:26.937	6	1	2:09.586	35.297	38.680	55.609	247.1	13:10.435				
7	1	2:14.408	36.746	40.454	57.208	248.2	15:41.345	7	1	2:09.075	35.028	38.568	55.479	247.1	15:19.510				
8	1	2:12.495	36.435	39.564	56.496	248.2	17:53.840	8	1	2:09.500	35.118	38.759	55.623	248.2	17:29.010				
9	1	2:13.143	36.346	39.784	57.013	248.8	20:06.983	9	1	2:09.864	35.408	38.715	55.741	247.1	19:38.874				
10	1	2:21.259 P	37.090	39.669	1:04.500	243.2	22:28.242	10	1	2:09.253	35.187	38.581	55.485	248.2	21:48.127				
11	2	3:15.337	1:41.156	38.694	55.487	145.1	25:43.579	11	1	2:09.743	35.121	38.906	55.716	247.7	23:57.870				
12	2	2:09.761	35.594	38.761	55.406	248.2	27:53.340	12	1	2:16.172 P	35.307	38.671	1:02.194	247.1	26:14.042				
13	2	2:09.969	35.157	39.394	55.418	250.5	30:03.309	13	2	3:13.444	1:36.249	40.114	57.081	148.9	29:27.486				
14	2	2:09.322	35.312	38.472	55.538	248.8	32:12.631	14	2	2:12.686	36.242	39.779	56.665	246.5	31:40.172				
15	2	2:09.170	35.129	38.590	55.451	247.7	34:21.801	15	2	2:12.813	36.539	39.560	56.714	247.1	33:52.985				
16	2	2:09.005	35.091	38.488	55.426	248.8	36:30.806	16	2	2:12.926	36.045	39.688	57.193	247.1	36:05.911				
17	2	2:09.849	35.650	38.707	55.492	249.4	38:40.655	17	2	2:12.510	36.131	39.601	56.778	246.5	38:18.421				
18	2	2:10.010	35.391	38.880	55.739	250.0	40:50.665	18	2	2:12.366	36.078	39.351	56.937	248.2	40:30.787				
19	2	2:09.673	35.477	38.582	55.614	249.4	43:00.338	19	2	2:12.140	36.101	39.480	56.559	248.2	42:42.927				
20	2	2:09.253	35.280	38.502	55.471	250.0	45:09.591	20	2	2:13.509	36.185	39.547	57.777	249.4	44:56.436				
21	2	2:10.817	35.169	38.811	56.837	250.5	47:20.408	21	2	2:13.088	36.374	39.762	56.952	249.4	47:09.524				
22	2	2:10.147	35.536	38.739	55.872	248.2	49:30.555	22	2	2:13.710	36.244	40.029	57.437	247.7	49:23.234				
23	2	2:10.658	35.666	39.208	55.784	249.4	51:41.213	23	2	2:13.421	36.456	39.684	57.281	247.1	51:36.655				

21							47								
Florin Tinescu							Alex Reimann								
Porsche 911 GT3 Cup gen 2							Porsche 992 GT3 Cup								
AM			Camil Perian / R01 Racing by Varu				PROAM				EST1 Racing				
Lap	D	Time	Sector 1	Sector 2	Sector 3	T. Spd	Elapsed	Lap	D	Time	Sector 1	Sector 2	Sector 3	T. Spd	Elapsed
1		2:21.440	43.857	40.372	57.211	206.1	2:21.440	1		2:19.657	42.738	40.760	56.159	220.4	2:19.657
2		2:12.864	36.237	39.840	56.787	242.1	4:34.304	2		2:11.036	35.874	39.395	55.767	248.2	4:30.693
3		2:12.900	35.928	39.770	57.202	243.7	6:47.204	3		2:11.676	36.591	39.466	55.619	246.5	6:42.369
4		2:12.337	36.270	39.740	56.327	243.7	8:59.541	4		2:09.133	35.282	38.690	55.161	245.4	8:51.502
5		2:13.734	35.975	40.547	57.212	243.2	11:13.275	5		2:09.597	35.261	38.995	55.341	247.1	11:01.099
6		2:12.454	35.916	39.524	57.014	243.7	13:25.729	6		2:09.597	35.391	38.876	55.330	247.1	13:10.696
7		2:12.126	35.535	39.640	56.951	244.8	15:37.855	7		2:09.552	35.233	38.886	55.433	247.7	15:20.248
8		2:12.810	35.981	40.089	56.740	243.2	17:50.665	8		2:09.945	35.461	39.144	55.340	247.1	17:30.193
9		2:12.430	35.999	39.696	56.735	244.8	20:03.095	9		2:09.632	35.569	38.909	55.154	246.5	19:39.825
10		2:13.227	36.003	40.112	57.112	243.7	22:16.322	10		2:09.932	35.683	38.847	55.402	247.1	21:49.757
11		2:13.012	36.281	39.801	56.930	244.3	24:29.334	11		2:09.992	35.417	39.062	55.513	244.3	23:59.749
12		2:20.163 P	35.899	40.045	1:04.219	243.2	26:49.497	12		2:16.537 P	35.916	39.063	1:01.558	245.4	26:16.286
13		3:24.825	1:47.940	39.468	57.417	148.9	30:14.322	13		3:24.694	1:50.283	39.065	55.346	146.7	29:40.980
14		2:12.838	36.192	39.707	56.939	244.8	32:27.160	14		2:10.758	35.487	39.223	56.048	245.4	31:51.738
15		2:13.214	36.577	39.508	57.129	244.8	34:40.374	15		2:12.200	35.442	41.250	55.508	244.8	34:03.938
16		2:13.097	36.177	39.720	57.200	243.2	36:53.471	16		2:09.679	35.451	38.876	55.352	245.4	36:13.617
17		2:12.737	36.159	39.611	56.967	244.3	39:06.208	17		2:09.769	35.432	38.997	55.340	244.8	38:23.386
18		2:13.378	36.174	39.653	57.551	246.0	41:19.586	18		2:09.860	35.550	38.843	55.467	246.5	40:33.246
19		2:12.974	36.202	39.507	57.265	244.8	43:32.560	19		2:10.948	35.877	39.017	56.054	247.7	42:44.194
20		2:13.579	36.572	39.535	57.472	244.8	45:46.139	20		2:10.981	35.907	38.799	56.275	247.7	44:55.175
21		2:13.388	36.315	39.539	57.534	244.8	47:59.527	21		2:09.456	35.001	39.017	55.438	245.4	47:04.631
22		2:14.140	36.737	40.069	57.334	245.4	50:13.667	22		2:10.350	35.374	39.033	55.943	245.4	49:14.981
23		2:14.451	36.515	39.911	58.025	246.5	52:28.118	23		2:11.713	36.056	39.227	56.430	246.0	51:26.694





Paul Ricard
GT Cup Europe
Race - 2
Lap Analysis



52

Xander Przybylak

Porsche 992 GT3 Cup **57**

Quentin Antonel

Porsche 992 GT3 Cup

AM

Laurent Vandervelde

Q1-trackracing

AM*

Nicolas Vandierendonck

Q1-trackracing

Lap	D	Time	Sector 1	Sector 2	Sector 3	T. Spd	Elapsed	Lap	D	Time	Sector 1	Sector 2	Sector 3	T. Spd	Elapsed
1	2	2:20.107	43.153	40.528	56.426	230.7	2:20.107	1	1	2:17.002	41.996	39.426	55.580	221.3	2:17.002
2	2	2:11.833	36.206	39.644	55.983	243.2	4:31.940	2	1	2:10.322	35.710	39.242	55.370	243.2	4:27.324
3	2	2:12.435	36.546	39.906	55.983	243.2	6:44.375	3	1	2:10.281	35.715	39.026	55.540	243.7	6:37.605
4	2	2:11.154	35.641	39.566	55.947	242.6	8:55.529	4	1	2:10.035	35.667	38.937	55.431	243.7	8:47.640
5	2	2:10.934	35.838	39.441	55.655	240.5	11:06.463	5	1	2:09.278	35.536	38.729	55.013	241.6	10:56.918
6	2	2:10.636	35.880	39.281	55.475	243.7	13:17.099	6	1	2:09.012	35.384	38.792	54.836	243.2	13:05.930
7	2	2:10.864	35.987	39.318	55.559	243.2	15:27.963	7	1	2:09.300	35.477	38.646	55.177	243.7	15:15.230
8	2	2:12.061	35.814	39.549	56.698	243.2	17:40.024	8	1	2:09.495	35.614	38.987	54.894	243.2	17:24.725
9	2	2:10.516	35.710	39.293	55.513	241.6	19:50.540	9	1	2:09.320	35.395	38.923	55.002	243.7	19:34.045
10	2	2:16.517 P	35.888	39.307	1:01.322	242.1	22:07.057	10	1	2:09.818	35.643	38.761	55.414	245.4	21:43.863
11	1	3:23.854	1:48.356	39.488	56.010	140.9	25:30.911	11	1	2:09.602	35.636	38.860	55.106	243.7	23:53.465
12	1	2:10.827	35.622	39.461	55.744	243.2	27:41.738	12	1	2:15.660 P	35.660	39.032	1:00.968	241.6	26:09.125
13	1	2:10.444	35.559	39.261	55.624	244.3	29:52.182	13	2	3:19.040	1:43.683	39.565	55.792	141.9	29:28.165
14	1	2:11.816	35.583	39.374	56.859	243.2	32:03.998	14	2	2:12.513	35.864	40.413	56.236	244.3	31:40.678
15	1	2:10.775	35.743	39.612	55.420	242.6	34:14.773	15	2	2:12.571	36.361	39.674	56.536	243.7	33:53.249
16	1	2:12.780	35.933	39.441	57.406	243.2	36:27.553	16	2	2:13.250	36.094	39.686	57.470	246.0	36:06.499
17	1	2:10.975	35.729	39.404	55.842	242.1	38:38.528	17	2	2:12.141	35.970	39.906	56.265	243.7	38:18.640
18	1	2:13.189	35.979	40.234	56.976	244.8	40:51.717	18	2	2:12.697	36.121	39.484	57.092	244.3	40:31.337
19	1	2:09.916	35.446	39.176	55.294	243.2	43:01.633	19	2	2:12.430	36.456	39.594	56.380	245.4	42:43.767
20	1	2:09.880	35.527	38.980	55.373	245.4	45:11.513	20	2	2:14.237	37.516	39.907	56.814	245.4	44:58.004
21	1	2:11.395	35.333	39.047	57.015	244.8	47:22.908	21	2	2:12.324	35.964	39.941	56.419	244.3	47:10.328
22	1	2:11.639	35.795	39.686	56.158	241.0	49:34.547	22	2	2:13.252	36.107	40.004	57.141	245.4	49:23.580
23	1	2:11.375	35.750	39.388	56.237	244.3	51:45.922	23	2	2:13.323	36.381	40.068	56.874	247.1	51:36.903

55

Gustavo Condé

Porsche 992 GT3 Cup **67**

Gianluca De Lorenzi

Porsche 992 GT3 Cup

AM

H. Mello

Q1-trackracing

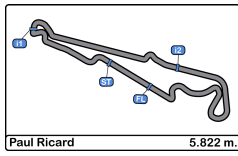
AM

Stefano Borghi

GDL Racing

Lap	D	Time	Sector 1	Sector 2	Sector 3	T. Spd	Elapsed	Lap	D	Time	Sector 1	Sector 2	Sector 3	T. Spd	Elapsed
1	2	2:18.372	42.503	40.172	55.697	212.1	2:18.372	1	1	2:16.071	41.135	39.383	55.553	217.7	2:16.071
2	2	2:10.607	35.848	39.133	55.626	244.8	4:28.979	2	1	2:10.233	35.591	38.976	55.666	243.2	4:26.304
3	2	2:09.858	35.372	38.970	55.516	245.4	6:38.837	3	1	2:10.751	35.615	39.466	55.670	243.2	6:37.055
4	2	2:09.765	35.474	38.961	55.330	246.0	8:48.602	4	1	2:11.048	35.567	39.060	56.421	244.3	8:48.103
5	2	2:10.038	35.475	39.161	55.402	247.1	10:58.640	5	1	2:09.733	35.439		3:06.154	245.4	10:57.836
6	2	2:09.388	35.236	38.734	55.418	246.5	13:08.028	6	1	2:09.482	35.552	38.831	55.099	244.8	13:07.318
7	2	2:09.425	35.281	38.789	55.355	245.4	15:17.453	7	1	2:09.407	35.242	38.792	55.373	244.3	15:16.725
8	2	2:09.197	35.169	38.860	55.168	247.7	17:26.650	8	1	2:10.325	35.542	38.898	55.885	245.4	17:27.050
9	2	2:10.034	35.196	39.196	55.642	246.0	19:36.684	9	1	2:10.101	35.407	39.051	55.643	246.5	19:37.151
10	2	2:08.968	35.189	38.666	55.113	246.0	21:45.652	10	1	2:09.376	35.357	38.655	55.364	246.5	21:46.527
11	2	2:09.697	35.321	38.885	55.491	246.0	23:55.349	11	1	2:09.582	35.282	38.849	55.451	244.8	23:56.109
12	2	2:09.855	35.537	39.050	55.268	245.4	26:05.204	12	1	2:15.204 P	35.400	38.885	1:00.919	245.4	26:11.313
13	2	2:19.478 P	35.918	39.234	1:04.326	244.8	28:24.682	13	2	3:25.292	1:47.689	40.405	57.198	138.8	29:36.605
14	1	3:24.642	1:47.158	40.291	57.193	118.5	31:49.324	14	2	2:13.214	36.538	40.020	56.656	243.2	31:49.819
15	1	2:19.980	36.392	46.346	57.242	243.2	34:09.304	15	2	2:13.544	36.254	40.449	56.841	242.6	34:03.363
16	1	2:14.618	37.187	40.119	57.312	242.1	36:23.922	16	2	2:13.009	36.604	39.655	56.750	242.1	36:16.372
17	1	2:13.670	36.349	40.003	57.318	244.3	38:37.592	17	2	2:11.960	36.033	39.657	56.270	244.3	38:28.332
18	1	2:15.286	36.666	40.376	58.244	244.8	40:52.878	18	2	2:13.638	36.485	39.797	57.356	244.3	40:41.970
19	1	2:14.360	36.913	40.091	57.356	246.0	43:07.238	19	2	2:13.065	36.443	39.945	56.677	246.0	42:55.035
20	1	2:13.644	36.701	40.184	56.759	244.8	45:20.882	20	2	2:12.817	36.473	39.763	56.581	242.6	45:07.852
21	1	2:15.300	36.857	40.273	58.170	245.4	47:36.182	21	2	2:13.705	36.252	40.236	57.217	246.0	47:21.557
22	1	2:13.630	36.761	40.029	56.840	244.8	49:49.812	22	2	2:13.253	36.740	39.887	56.626	243.7	49:34.810
23	1	2:13.419	36.483	40.266	56.670	244.3	52:03.231	23	2	2:12.324	36.264	39.574	56.486	246.0	51:47.134





Paul Ricard
GT Cup Europe
Race - 2
Lap Analysis



68 Samuele Bosio Porsche 992 GT3 Cup **77** Jori Ala-Jyrä Porsche 992 GT3 Cup
 AM GDL Racing AM Indrek Jaaska EST1 Racing

Lap	D	Time	Sector 1	Sector 2	Sector 3	T. Spd	Elapsed	Lap	D	Time	Sector 1	Sector 2	Sector 3	T. Spd	Elapsed
1		2:25.871	46.878	41.053	57.940	236.3	2:25.871	1	2	2:28.456	47.225	42.095	59.136	216.4	2:28.456
2		2:15.194	36.922	40.510	57.762	241.0	4:41.065	2	2	2:17.380	37.568	41.094	58.718	243.7	4:45.836

69 Alexandre Bochez Ferrari 488 Challenge Evo
 AM Mikaël Bochez Kessel Racing

Lap	D	Time	Sector 1	Sector 2	Sector 3	T. Spd	Elapsed	Lap	D	Time	Sector 1	Sector 2	Sector 3	T. Spd	Elapsed
1	1	2:21.864	44.119	40.296	57.449	225.9	2:21.864	3	2	2:18.202	38.463	41.407	58.332	244.3	7:04.038
2	1	2:13.130	36.518	39.461	57.151	246.5	4:34.994	4	2	2:13.741	36.441	40.191	57.109	243.7	9:17.779
3	1	2:12.872	35.974	39.590	57.308	248.8	6:47.866	5	2	2:13.761	36.222	39.871	57.668	243.2	11:31.540
4	1	2:12.455	36.179	39.715	56.561	248.8	9:00.321	6	2	2:14.399	36.738	40.052	57.609	244.8	13:45.939
5	1	2:11.513	35.970	39.492	56.051	248.8	11:11.834	7	2	2:43.031	36.453	39.790	1:26.788	245.4	16:28.970
6	1	2:12.294	35.760	39.696	56.838	246.5	13:24.128	8	2	2:13.328	36.420	40.091	56.817	242.6	18:42.298
7	1	2:11.313	35.922	39.028	56.363	247.7	15:35.441	9	2	2:12.227	36.252	39.336	56.639	242.6	20:54.525
8	1	2:11.041	35.486	39.197	56.358	248.2	17:46.482	10	2	2:21.796 P	36.389	39.559	1:05.848	243.2	23:16.321
9	1	2:11.545	36.121	38.936	56.488	247.7	19:58.027	11	1	3:21.373	1:44.262	40.048	57.063	141.1	26:37.694
10	1	2:10.947	35.802	39.189	55.956	247.7	22:08.974	12	1	2:16.478	37.620	40.944	57.914	242.6	28:54.172
11	1	2:18.426 P	35.893	39.574	1:02.959	247.7	24:27.400	13	1	2:15.451	37.593	40.847	57.011	244.8	31:09.623
12	2	3:23.558	1:45.507	40.530	57.521	151.6	27:50.958	14	1	2:12.740	36.199	40.170	56.371	242.1	33:22.363
13	2	2:14.523	36.502	40.418	57.603	247.7	30:05.481	15	1	2:12.308	36.198	39.577	56.533	241.0	35:34.671
14	2	2:12.385	36.167	39.512	56.706	247.7	32:17.866	16	1	2:11.778	36.114	39.408	56.256	241.6	37:46.449
15	2	2:11.387	34.608	39.603	57.176	246.5	34:29.253	17	1	2:11.910	36.064	39.541	56.305	241.6	39:58.359
16	2	2:11.323	35.724	39.136	56.463	246.0	36:40.576	18	1	2:12.448	36.411	39.509	56.528	241.0	42:10.807
17	2	2:12.188	35.719	39.557	56.912	246.5	38:52.764	19	1	2:11.926	36.182	39.508	56.236	243.2	44:22.733
18	2	2:11.221	35.964	38.933	56.324	249.4	41:03.985	20	1	2:11.609	35.883	39.636	56.090	245.4	46:34.342
19	2	2:13.961	37.831	39.304	56.826	243.2	43:17.946	21	1	2:12.606	36.031	39.573	57.002	242.6	48:46.948
20	2	2:12.019	35.852	39.733	56.434	247.1	45:29.965	22	1	2:15.329	37.222	40.707	57.400	244.3	51:02.277
21	2	2:12.833	36.260	39.284	57.289	248.2	47:42.798	23	1	2:13.011	36.420	39.510	57.081	243.2	53:15.288
22	2	2:13.225	36.950	39.255	57.020	247.7	49:56.023								
23	2	2:11.395	35.702	39.143	56.550	248.2	52:07.418								

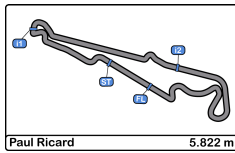
78 Davide Scannicchio Porsche 992 GT3 Cup
 PROAM Fabio Babini ZRS Motorsport

Lap	D	Time	Sector 1	Sector 2	Sector 3	T. Spd	Elapsed	Lap	D	Time	Sector 1	Sector 2	Sector 3	T. Spd	Elapsed
1	2	2:15.024	41.490	38.975	54.559	223.6	2:15.024	1	2	2:09.260	35.111	38.672	55.477	243.7	4:24.284
2	2	2:09.285	35.043	38.932	55.310	243.7	6:33.569	3	2	2:09.285	35.043	38.932	55.310	243.7	6:33.569
3	2	2:09.591	35.139	38.723	55.729	243.7	8:43.160	4	2	2:09.591	35.139	38.723	55.729	243.7	8:43.160
4	2	2:08.588	35.323	38.751	54.514	244.8	10:51.748	5	2	2:08.588	35.323	38.751	54.514	244.8	10:51.748
5	2	2:07.965	34.638	38.602	54.725	242.6	12:59.713	6	2	2:07.965	34.638	38.602	54.725	242.6	12:59.713
6	2	2:08.163	34.877	38.623	54.663	242.1	15:07.876	7	2	2:08.163	34.877	38.623	54.663	242.1	15:07.876
7	2	2:08.424	34.818	38.789	54.817	243.7	17:16.300	8	2	2:08.424	34.818	38.789	54.817	243.7	17:16.300
8	2	2:09.376	35.065	38.910	55.401	244.3	19:25.676	9	2	2:09.376	35.065	38.910	55.401	244.3	19:25.676
9	2	2:08.751	35.051	38.787	54.913	242.1	21:34.427	10	2	2:08.751	35.051	38.787	54.913	242.1	21:34.427
10	2	2:08.581	35.042	38.690	54.849	242.6	23:43.008	11	2	2:08.581	35.042	38.690	54.849	242.6	23:43.008
11	2	2:07.934	34.739	38.549	54.646	242.6	25:50.942	12	2	2:07.934	34.739	38.549	54.646	242.6	25:50.942
12	2	2:14.611 P	35.128	38.779	1:00.704	244.3	28:05.553	13	2	2:14.611 P	35.128	38.779	1:00.704	244.3	28:05.553
13	1	3:20.554	1:43.495	40.242	56.817	144.3	31:26.107	14	1	3:20.554	1:43.495	40.242	56.817	144.3	31:26.107
14	1	2:14.156	36.407	41.146	56.603	243.2	33:40.263	15	1	2:14.156	36.407	41.146	56.603	243.2	33:40.263
15	1	2:13.630	36.288	40.158	57.184	242.6	35:53.893	16	1	2:13.630	36.288	40.158	57.184	242.6	35:53.893
16	1	2:12.737	36.204	39.666	56.867	243.2	38:06.630	17	1	2:12.737	36.204	39.666	56.867	243.2	38:06.630
17	1	2:12.861	36.307	39.847	56.707	243.2	40:19.491	18	1	2:12.861	36.307	39.847	56.707	243.2	40:19.491
18	1	2:12.807	36.238	39.762	56.807	243.2	42:32.298	19	1	2:12.807	36.238	39.762	56.807	243.2	42:32.298
19	1	2:12.606	36.445	39.723	56.438	243.2	44:44.904	20	1	2:12.606	36.445	39.723	56.438	243.2	44:44.904
20	1	2:12.332	36.293	39.519	56.520	244.8	46:57.236	21	1	2:12.332	36.293	39.519	56.520	244.8	46:57.236
21	1	2:13.583	36.139	39.964	57.480	244.8	49:10.819	22	1	2:13.583	36.139	39.964	57.480	244.8	49:10.819
22	1	2:13.447	37.082	39.558	56.807	245.4	51:24.266	23	1	2:13.447	37.082	39.558	56.807	245.4	51:24.266

70 Roberto Bosio Porsche 911 GT3 Cup gen 2
 AM GDL Racing

Lap	D	Time	Sector 1	Sector 2	Sector 3	T. Spd	Elapsed
1		2:27.253	45.602	41.862	59.789	205.7	2:27.253
2		2:17.579	37.570	41.361	58.648	246.0	4:44.832
3		2:19.908	38.905	41.441	59.562	228.8	7:04.740
4		2:17.167	37.446	40.937	58.784	247.7	9:21.907
5		2:16.660	37.034	40.807	58.819	246.0	11:38.567
6		2:17.681	37.503	40.695	59.483	246.5	13:56.248
7		2:18.471	37.894	40.890	59.687	246.0	16:14.719
8		2:18.112	37.525	40.918	59.669	246.5	18:32.831
9		2:17.463	37.319	41.037	59.107	246.0	20:50.294
10		2:24.126 P	37.803	40.949	1:05.374	245.4	23:14.420
11		3:22.603	1:42.777	41.222	58.604	137.2	26:37.023
12		2:16.966	37.197	41.073	58.696	246.5	28:53.989
13		2:16.901	37.431	40.682	58.788	247.1	31:10.890
14		2:18.916	38.398	41.310	59.208	247.7	33:29.806
15		2:18.718	37.473	41.377	59.868	245.4	35:48.524
16		2:18.492	37.860	41.049	59.583	245.4	38:07.016
17		2:17.335	37.635	40.915	58.785	247.1	40:24.351
18		2:17.708	38.416	40.794	58.498	218.1	42:42.059
19		2:21.105	40.652	41.734	58.719	247.1	45:03.164
20		2:53.766	36.965	41.017	1:35.784	247.1	47:56.930
21		2:22.766	40.778	42.477	59.511	210.9	50:19.696
22		2:19.048	38.155	41.192	59.701	246.5	52:38.744





Paul Ricard
GT Cup Europe
Race - 2
Lap Analysis



80

Iván Velasco

Ferrari 488 Challenge Evo

99

José García

Porsche Cayman GT4 RS

PROAM

Jorge Cabezas

Mertel Motorsport

TPH

Carlo Scholl

Lionspeed GP

Lap	D	Time	Sector 1	Sector 2	Sector 3	T. Spd	Elapsed	Lap	D	Time	Sector 1	Sector 2	Sector 3	T. Spd	Elapsed
1	1	2:14.490	40.603	38.517	55.370	227.8	2:14.490	1	1	2:32.432	47.379	44.138	1:00.915	213.4	2:32.432
2	1	2:10.383	35.167	38.469	56.747	247.1	4:24.873	2	1	2:23.928	39.726	43.523	1:00.679	225.4	4:56.360
3	1	2:09.450	35.459	38.464	55.527	248.2	6:34.323	3	1	2:25.620	39.935	43.449	1:02.236	225.4	7:21.980
4	1	2:09.210	35.397	38.621	55.192	248.8	8:43.533	4	1	2:22.218	38.839	42.830	1:00.549	222.6	9:44.198
5	1	2:09.850	35.493	38.606	55.751	248.8	10:53.383	5	1	2:22.946	38.930	42.624	1:01.392	225.4	12:07.144
6	1	2:09.361	35.281	38.724	55.356	247.7	13:02.744	6	1	2:22.288	39.113	42.562	1:00.613	225.0	14:29.432
7	1	2:09.342	35.227	38.490	55.625	248.2	15:12.086	7	1	2:23.852	39.964	42.928	1:00.960	222.6	16:53.284
8	1	2:10.725	35.786	38.970	55.969	249.4	17:22.811	8	1	2:22.052	38.683	42.622	1:00.747	226.4	19:15.336
9	1	2:10.237	35.629	38.883	55.725	247.1	19:33.048	9	1	3:14.796 P	39.314	42.902	1:52.580	226.4	22:30.132
10	1	2:10.020	35.594	38.737	55.689	249.4	21:43.068	10	2	2:31.669	52.563	40.882	58.224	133.6	25:01.801
11	1	2:17.829 P	35.599	38.797	1:03.433	247.7	24:00.897	11	2	2:15.643	36.784	40.661	58.198	228.3	27:17.444
12	2	3:34.095	1:59.164	38.965	55.966	144.1	27:34.992	12	2	2:15.935	36.970	40.933	58.032	229.2	29:33.379
13	2	2:10.212	35.581	39.194	55.437	247.7	29:45.204	13	2	2:19.371	39.371	41.212	58.788	228.8	31:52.750
14	2	2:10.286	35.608	38.994	55.684	247.7	31:55.490	14	2	2:17.905	37.242	41.382	59.281	228.8	34:10.655
15	2	2:09.486	35.405	38.847	55.234	248.8	34:04.976	15	2	2:18.169	37.792	41.205	59.172	228.3	36:28.824
16	2	2:10.337	35.470	39.168	55.699	248.2	36:15.313	16	2	2:17.531	37.414	41.797	58.320	229.2	38:46.355
17	2	2:09.708	35.642	38.958	55.108	249.4	38:25.021	17	2	2:16.585	37.273	40.961	58.351	229.7	41:02.940
18	2	2:09.604	35.408	38.993	55.203	250.5	40:34.625	18	2	2:18.790	38.002	41.569	59.219	229.2	43:21.730
19	2	2:10.024	35.878	38.722	55.424	251.7	42:44.649	19	2	2:24.337	38.015	41.547	1:04.775	230.2	45:46.067
20	2	2:11.167	36.183	38.650	56.334	251.1	44:55.816	20	2	2:18.937	38.244	41.566	59.127	229.7	48:05.004
21	2	2:09.564	35.353	38.821	55.390	251.7	47:05.380	21	2	2:17.824	37.626	41.284	58.914	228.8	50:22.828
22	2	2:09.912	35.407	38.600	55.905	250.5	49:15.292	22	2	2:18.520	37.553	41.376	59.591	228.8	52:41.348
23	2	2:11.170	36.153	38.706	56.311	251.1	51:26.462								

81

Luca Ludwig

Ferrari 488 Challenge Evo

007

Jayan Fazal-Karim

Aston Martin Vantage AMR

PROAM

Steven Liquorish

Mertel Motorsport

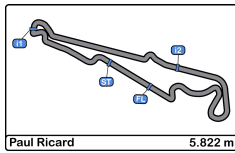
TPH

Julien Darras

Street-Art Racing

Lap	D	Time	Sector 1	Sector 2	Sector 3	T. Spd	Elapsed	Lap	D	Time	Sector 1	Sector 2	Sector 3	T. Spd	Elapsed
1	2	2:22.952	44.538	41.049	57.365	222.2	2:22.952	1	1	2:34.037	48.056	44.202	1:01.779	196.0	2:34.037
2	2	2:13.370	36.720	39.723	56.927	246.5	4:36.322	2	1	2:23.319	39.539	42.488	1:01.292	230.7	4:57.356
3	2	2:13.290	36.341	40.112	56.837	247.1	6:49.612	3	1	2:22.223	39.622	42.106	1:00.495	231.2	7:19.579
4	2	2:12.848	36.421	39.544	56.883	246.5	9:02.460	4	1	2:20.449	38.620	42.017	59.812	230.7	9:40.028
5	2	2:12.169	36.129	39.426	56.614	245.4	11:14.629	5	1	2:20.693	38.559	41.895	1:00.239	230.7	12:00.721
6	2	2:12.865	36.476	39.851	56.538	248.2	13:27.494	6	1	2:18.717	38.276	41.244	59.197	230.7	14:19.438
7	2	2:12.824	36.487	39.766	56.571	245.4	15:40.318	7	1	2:19.085	38.394	41.309	59.382	232.2	16:38.523
8	2	2:11.735	35.918	39.562	56.255	247.7	17:52.053	8	1	2:48.237	38.128	41.913	1:28.196	231.2	19:26.760
9	2	2:12.187	36.172	39.272	56.743	246.5	20:04.240	9	1	2:22.921	38.462	41.906	1:02.553	231.2	21:49.681
10	2	2:21.223 P	36.523	39.573	1:05.127	243.2	22:25.463	10	1	3:13.515 P	38.140	42.282	1:53.093	229.2	25:03.196
11	1	3:09.846	1:35.904	38.806	55.136	148.1	25:35.309	11	2	2:33.174	54.649	40.446	58.079	134.3	27:36.370
12	1	2:08.899	35.155	38.525	55.219	248.2	27:44.208	12	2	2:13.409	36.007	40.119	57.283	233.2	29:49.779
13	1	2:09.127	35.225	38.453	55.449	248.8	29:53.335	13	2	2:15.261	36.651	40.238	58.372	231.7	32:05.040
14	1	2:09.759	35.232	38.614	55.913	248.2	32:03.094	14	2	2:14.213	36.432	40.519	57.262	232.7	34:19.253
15	1	2:08.932	35.097	38.653	55.182	247.1	34:12.026	15	2	2:14.796	36.649	40.636	57.511	232.2	36:34.049
16	1	2:09.523	35.290	38.425	55.808	247.7	36:21.549	16	2	2:14.566	36.589	40.533	57.444	232.2	38:48.615
17	1	2:08.571	35.023	38.386	55.162	247.1	38:30.120	17	2	2:14.741	36.588	40.249	57.904	233.7	41:03.356
18	1	2:08.748	35.092	38.362	55.294	248.8	40:38.868	18	2	2:18.566	37.887	41.531	59.148	232.7	43:21.922
19	1	2:08.964	35.121	38.402	55.441	248.2	42:47.832	19	2	2:18.190	38.171	41.275	58.744	231.7	45:40.112
20	1	2:09.284	35.017	38.445	55.822	248.8	44:57.116	20	2	2:16.944	37.250	40.890	58.804	231.2	47:57.056
								21	2	2:16.173	37.178	41.064	57.931	231.2	50:13.229
								22	2	2:18.368	37.976	41.042	59.350	232.2	52:31.597





Paul Ricard
GT Cup Europe
Race - 2
Analysis by Lap



Num	Lap Time	Gap
Lap 1		
17	2:13.795	
80	2:14.490	00.695
78	2:15.024	01.229
67	2:16.071	02.276
57	2:17.002	03.207
55	2:18.372	04.577
16	2:19.056	05.261
44	2:19.458	05.663
47	2:19.657	05.862
52	2:20.107	06.312
21	2:21.440	07.645
69	2:21.864	08.069
19	2:22.351	08.556
81	2:22.952	09.157
14	2:24.084	10.289
68	2:25.871	12.076
70	2:27.253	13.458
11	2:27.598	13.803
77	2:28.456	14.661
99	2:32.432	18.637
007	2:34.037	20.242
Num	Lap Time	Gap
Lap 2		
17	2:09.607	
78	2:09.260	00.882
80	2:10.383	01.471
67	2:10.233	02.902
57	2:10.322	03.922
55	2:10.607	05.577
16	2:10.966	06.620
44	2:10.820	06.876
47	2:11.036	07.291
52	2:11.833	08.538
21	2:12.864	10.902
69	2:13.130	11.592
19	2:13.272	12.221
81	2:13.370	12.920
14	2:13.392	14.074
68	2:15.194	17.663
70	2:17.579	21.430
11	2:17.668	21.864
77	2:17.380	22.434
99	2:23.928	32.958
007	2:23.319	33.954
Num	Lap Time	Gap
Lap 3		
17	2:09.860	
78	2:09.285	00.307
80	2:09.450	01.061
67	2:10.751	03.793
57	2:10.281	04.343
55	2:09.858	05.575
44	2:10.534	07.550
47	2:11.676	09.107
52	2:12.435	11.113

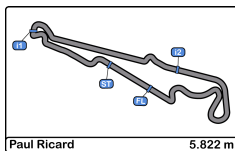
Num	Lap Time	Gap
21	2:12.900	13.942
69	2:12.872	14.604
19	2:13.067	15.428
81	2:13.290	16.350
14	2:13.349	17.563
11	2:15.408	27.412
16	2:31.904	28.664
77	2:18.202	30.776
70	2:19.908	31.478
007	2:22.223	46.317
99	2:25.620	48.718
Num	Lap Time	Gap
Lap 4		
17	2:09.653	
78	2:09.591	00.245
80	2:09.210	00.618
57	2:10.035	04.725
67	2:11.048	05.188
55	2:09.765	05.687
44	2:10.178	08.075
47	2:09.133	08.587
52	2:11.154	12.614
21	2:12.337	16.626
69	2:12.455	17.406
19	2:12.962	18.737
81	2:12.848	19.545
14	2:12.745	20.655
11	2:14.885	32.644
77	2:13.741	34.864
70	2:17.167	38.992
007	2:20.449	57.113
99	2:22.218	1:01.283
16	3:07.426	1:26.437
Num	Lap Time	Gap
Lap 5		
78	2:08.588	
17	2:09.790	00.957
80	2:09.850	01.635
57	2:09.278	05.170
67	2:09.733	06.088
55	2:10.038	06.892
44	2:09.859	09.101
47	2:09.597	09.351
52	2:10.934	14.715
69	2:11.513	20.086
21	2:13.734	21.527
19	2:12.383	22.287
81	2:12.169	22.881
14	2:12.562	24.384
11	2:15.631	39.442
77	2:13.761	39.792
70	2:16.660	46.819
007	2:20.693	1:08.973
99	2:22.946	1:15.396
16	2:10.768	1:28.372

Num	Lap Time	Gap
Lap 6		
78	2:07.965	
17	2:09.330	02.322
80	2:09.361	03.031
57	2:09.012	06.217
67	2:09.482	07.605
55	2:09.388	08.315
44	2:09.586	10.722
47	2:09.597	10.983
52	2:10.636	17.386
69	2:12.294	24.415
21	2:12.454	26.016
19	2:12.902	27.224
81	2:12.865	27.781
14	2:12.158	28.577
11	2:14.346	45.823
77	2:14.399	46.226
70	2:17.681	56.535
007	2:18.717	1:19.725
99	2:22.288	1:29.719
16	2:10.554	1:30.961
Num	Lap Time	Gap
Lap 7		
78	2:08.163	
17	2:09.103	03.262
80	2:09.342	04.210
57	2:09.300	07.354
67	2:09.407	08.849
55	2:09.425	09.577
44	2:09.075	11.634
47	2:09.552	12.372
52	2:10.864	20.087
69	2:11.313	27.565
21	2:12.126	29.979
81	2:12.824	32.442
19	2:14.408	33.469
14	2:13.666	34.080
11	2:14.643	52.303
70	2:18.471	1:06.843
77	2:43.031	1:21.094
007	2:19.085	1:30.647
16	2:11.573	1:34.371
99	2:23.852	1:45.408
Num	Lap Time	Gap
Lap 8		
78	2:08.424	
17	2:09.452	04.290
80	2:10.725	06.511
57	2:09.495	08.425
55	2:09.197	10.350
67	2:10.325	10.750
44	2:09.500	12.710
47	2:09.945	13.893
52	2:12.061	23.724
69	2:11.041	30.182
21	2:12.810	34.365

Num	Lap Time	Gap
81	2:11.735	35.753
19	2:12.495	37.540
14	2:12.518	38.174
11	2:17.445	1:01.324
70	2:18.112	1:16.531
77	2:13.328	1:25.998
16	2:11.262	1:37.209
99	2:22.052	1:59.036
Num	Lap Time	Gap
Lap 9		
78	2:09.376	
007	2:48.237	1 Lap
17	2:09.472	04.386
80	2:10.237	07.372
57	2:09.320	08.369
55	2:10.034	11.008
67	2:10.101	11.475
44	2:09.864	13.198
47	2:09.632	14.149
52	2:10.516	24.864
69	2:11.545	32.351
21	2:12.430	37.419
81	2:12.187	38.564
19	2:13.143	41.307
14	2:13.135	41.933
11	2:16.590	1:08.538
70	2:17.463	1:24.618
77	2:12.227	1:28.849
16	2:11.624	1:39.457
Num	Lap Time	Gap
Lap 10		
78	2:08.751	
17	2:10.954	06.589
80	2:10.020	08.641
57	2:09.818	09.436
55	2:08.968	11.225
67	2:09.376	12.100
44	2:09.253	13.700
007	2:22.921	1 Lap
47	2:09.932	15.330
52	2:16.517	32.630
69	2:10.947	34.547
21	2:13.227	41.895
14	2:15.585	48.767
81	2:21.223	51.036
19	2:21.259	53.815
99	3:14.796	1 Lap
11	2:23.492	1:23.279
70	2:24.126	1:39.993
16	2:10.799	1:41.505
77	2:21.796	1:41.894
Num	Lap Time	Gap
Lap 11		
78	2:08.581	
17	2:09.787	07.795
57	2:09.602	10.457

Num	Lap Time	Gap
55	2:09.697	12.341
67	2:09.582	13.101
44	2:09.743	14.862
47	2:09.992	16.741
80	2:17.829	17.889
69	2:18.426	44.392
21	2:13.012	46.326
14	2:23.137	1:03.323
99	2:31.669	1 Lap
007	3:13.515	1 Lap
16	2:10.918	1:43.842
52	3:23.854	1:47.903
81	3:09.846	1:52.301
19	3:15.337	2:00.571
Num	Lap Time	Gap
Lap 12		
78	2:07.934	
17	2:09.508	09.369
55	2:09.855	14.262
57	2:15.660	18.183
67	2:15.204	20.371
44	2:16.172	23.100
47	2:16.537	25.344
11	3:39.297	1 Lap
70	3:22.603	1 Lap
77	3:21.373	1 Lap
21	2:20.163	58.555
99	2:15.643	1 Lap
80	3:34.095	1:44.050
007	2:33.174	1 Lap
52	2:10.827	1:50.796
16	2:16.014	1:51.922
81	2:08.899	1:53.266
69	3:23.558	2:00.016
19	2:09.761	2:02.398
Num	Lap Time	Gap
Lap 13		
78	2:14.611	
17	2:14.900	09.658
14	3:33.159	1 Lap
55	2:19.478	19.129
70	2:16.966	1 Lap
77	2:16.478	1 Lap
11	2:17.517	1 Lap
44	3:13.444	1:21.933
57	3:19.040	1:22.612
99	2:15.935	1 Lap
67	3:25.292	1:31.052
47	3:24.694	1:35.427
80	2:10.212	1:39.651
007	2:13.409	1 Lap
52	2:10.444	1:46.629
81	2:09.127	1:47.782
19	2:09.969	1:57.756
69	2:14.523	1:59.928
21	3:24.825	2:08.769
14	2:14.890	2:28.827





Paul Ricard
GT Cup Europe
Race - 2
Analysis by Lap



Num	Lap Time	Gap
77	2:15.451	3:04.070
70	2:16.901	3:05.337
11	2:16.669	3:05.636
16	3:29.117	3:06.428

Num	Lap Time	Gap
78	3:20.554	
17	3:22.817	11.921
44	2:12.686	14.065
57	2:12.513	14.571
55	3:24.642	23.217
67	2:13.214	23.712
47	2:10.758	25.631

Num	Lap Time	Gap
99	2:19.371	1 Lap
80	2:10.286	29.383
81	2:09.759	36.987
52	2:11.816	37.891
007	2:15.261	1 Lap
19	2:09.322	46.524
69	2:12.385	51.759
21	2:12.838	1:01.053
14	2:14.749	1:23.022
77	2:12.740	1:56.256
16	2:12.846	1:58.720
70	2:18.916	2:03.699

Num	Lap Time	Gap
78	2:14.156	
11	2:32.494	1 Lap
17	2:11.520	09.285
44	2:12.813	12.722
57	2:12.571	12.986
67	2:13.544	23.100
47	2:12.200	23.675
80	2:09.486	24.713
55	2:19.980	29.041
99	2:17.905	1 Lap
81	2:08.932	31.763
52	2:10.775	34.510
007	2:14.213	1 Lap
19	2:09.170	41.538
69	2:11.387	48.990
21	2:13.214	1:00.111
14	2:13.991	1:22.857
77	2:12.308	1:54.408
16	2:11.754	1:56.318
70	2:18.718	2:08.261

Num	Lap Time	Gap
78	2:13.630	
11	2:15.733	1 Lap
17	2:11.893	07.548
44	2:12.926	12.018
57	2:13.250	12.606
47	2:09.679	19.724
80	2:10.337	21.420

Num	Lap Time	Gap
78	2:13.009	22.479
81	2:09.523	27.656
55	2:14.618	30.029
52	2:12.780	33.660
99	2:18.169	1 Lap
19	2:09.005	36.913
007	2:14.796	1 Lap
69	2:11.323	46.683
21	2:13.097	59.578
14	2:14.317	1:23.544
77	2:11.778	1:52.556
16	2:11.378	1:54.066

Num	Lap Time	Gap
78	2:12.737	
70	2:18.492	1 Lap
17	2:12.222	07.033
11	2:16.669	1 Lap
44	2:12.510	11.791
57	2:12.141	12.010
47	2:09.769	16.756
80	2:09.708	18.391
67	2:11.960	21.702
81	2:08.571	23.490
55	2:13.670	30.962
52	2:10.975	31.898
19	2:09.849	34.025
99	2:17.531	1 Lap
007	2:14.566	1 Lap
69	2:12.188	46.134
21	2:12.737	59.578
14	2:14.114	1:24.921
77	2:11.910	1:51.729
16	2:11.519	1:52.848

Num	Lap Time	Gap
78	2:12.861	
70	2:17.335	1 Lap
17	2:11.080	05.252
44	2:12.366	11.296
57	2:12.697	11.846
11	2:16.119	1 Lap
47	2:09.860	13.755
80	2:09.604	15.134
81	2:08.748	19.377
67	2:13.638	22.479
19	2:10.010	31.174
52	2:13.189	32.226
55	2:15.286	33.387
99	2:16.585	1 Lap
007	2:14.741	1 Lap
69	2:11.221	44.494
21	2:13.378	1:00.095
14	2:14.811	1:26.871
77	2:12.448	1:51.316
16	2:11.955	1:51.942

Num	Lap Time	Gap
69	2:12.833	45.562
70	2:53.766	1 Lap
007	2:16.944	1 Lap
21	2:13.388	1:02.291
99	2:18.937	1 Lap
14	2:14.367	1:33.170
77	2:12.606	1:49.712
16	2:12.250	1:49.915

Num	Lap Time	Gap
78	2:12.807	
17	2:11.423	03.868
70	2:17.708	1 Lap
44	2:12.140	10.629
57	2:12.430	11.469
47	2:10.948	11.896
80	2:10.024	12.351
81	2:08.964	15.534
11	2:17.689	1 Lap
67	2:13.065	22.737
19	2:09.673	28.040
52	2:09.916	29.335
55	2:14.360	34.940
69	2:13.961	45.648
99	2:18.790	1 Lap
007	2:18.566	1 Lap
21	2:12.974	1:00.262
14	2:14.620	1:28.684
77	2:11.926	1:50.435
16	2:11.770	1:50.905

Num	Lap Time	Gap
78	2:12.606	
17	2:11.298	02.560
47	2:10.981	10.271
80	2:11.167	10.912
44	2:13.509	11.532
81	2:09.284	12.212
57	2:14.237	13.100
70	2:21.105	1 Lap
11	2:15.950	1 Lap
67	2:12.817	22.948
19	2:09.253	24.687
52	2:09.880	26.609
55	2:13.644	35.978
69	2:12.019	45.061
007	2:18.190	1 Lap
99	2:24.337	1 Lap
21	2:13.579	1:01.235
14	2:15.057	1:31.135
77	2:11.609	1:49.438
16	2:11.698	1:49.997

Num	Lap Time	Gap
78	2:12.332	
17	2:11.284	01.512
47	2:09.456	07.395
80	2:09.564	08.144
44	2:13.088	12.288
57	2:12.324	13.092
19	2:10.817	23.172
67	2:13.705	24.321
52	2:11.395	25.672
11	2:19.313	1 Lap
55	2:15.300	38.946

Num	Lap Time	Gap
69	2:12.833	45.562
70	2:53.766	1 Lap
007	2:16.944	1 Lap
21	2:13.388	1:02.291
99	2:18.937	1 Lap
14	2:14.367	1:33.170
77	2:12.606	1:49.712
16	2:12.250	1:49.915

Num	Lap Time	Gap
17	2:11.694	
78	2:13.583	00.377
47	2:10.350	04.539
80	2:09.912	04.850
44	2:13.710	12.792
57	2:13.252	13.138
19	2:10.147	20.113
52	2:11.639	24.105
67	2:13.253	24.368
11	2:16.376	1 Lap
55	2:13.630	39.370
69	2:13.225	45.581
007	2:16.173	1 Lap
21	2:14.140	1:03.225
70	2:22.766	1 Lap
99	2:17.824	1 Lap
16	2:12.438	1:49.147
77	2:15.329	1:51.835
14	2:32.381	1:52.345

Num	Lap Time	Gap
17	2:11.811	
78	2:13.447	02.013
80	2:11.170	04.209
47	2:11.713	04.441
44	2:13.421	14.402
57	2:13.323	14.650
19	2:10.658	18.960
52	2:11.375	23.669
67	2:12.324	24.881
11	2:16.990	1 Lap
55	2:13.419	40.978
69	2:11.395	45.165
21	2:14.451	1:05.865
007	2:18.368	1 Lap
70	2:19.048	1 Lap
99	2:18.520	1 Lap
16	2:11.784	1:49.120
77	2:13.011	1:53.035
14	2:15.035	1:55.569





Paul Ricard
GT Cup Europe
Race - 2



Best Sectors Results

Sector - 1			Sector - 2			Sector - 3			Ideal Lap vs Best Lap		
Clas	Nº Driver	Time	Nº Driver	Time	Nº Driver	Time	Clas	Nº Driver	Ideal Lap	Best Lap	Clas
1	69 Bochez - Bochez	34.608	81 Ludwig - Liquorish	38.362	78 Scannicchio - Babini	54.514	1	78 Scannicchio - Babini	2:07.701	2:07.934	1
2	78 Scannicchio - Babini	34.638	80 Velasco - Cabezas	38.464	57 Antonel - Vandierendonck	54.836	2	81 Ludwig - Liquorish	2:08.515	2:08.571	2
3	47 Alex Reimann	35.001	19 Bozzoni - Navarrete	38.472	67 De Lorenzi - Borghi	55.099	3	80 Velasco - Cabezas	2:08.739	2:09.210	9
4	81 Ludwig - Liquorish	35.017	78 Scannicchio - Babini	38.549	80 Velasco - Cabezas	55.108	4	47 Alex Reimann	2:08.845	2:09.133	8
5	44 Pisani - Zanini	35.028	44 Pisani - Zanini	38.568	55 Condé - Mello	55.113	5	57 Antonel - Vandierendonck	2:08.866	2:09.012	5
6	19 Bozzoni - Navarrete	35.091	17 Innocenti - Belicchi	38.606	81 Ludwig - Liquorish	55.136	6	55 Condé - Mello	2:08.948	2:08.968	3
7	17 Innocenti - Belicchi	35.104	57 Antonel - Vandierendonck	38.646	47 Alex Reimann	55.154	7	19 Bozzoni - Navarrete	2:08.969	2:09.005	4
8	80 Velasco - Cabezas	35.167	67 De Lorenzi - Borghi	38.655	52 Przybylak - Vandervelde	55.294	8	67 De Lorenzi - Borghi	2:08.996	2:09.376	10
9	55 Condé - Mello	35.169	55 Condé - Mello	38.666	17 Innocenti - Belicchi	55.327	9	17 Innocenti - Belicchi	2:09.037	2:09.103	7
10	67 De Lorenzi - Borghi	35.242	47 Alex Reimann	38.690	19 Bozzoni - Navarrete	55.406	10	44 Pisani - Zanini	2:09.075	2:09.075	6
11	52 Przybylak - Vandervelde	35.333	69 Bochez - Bochez	38.933	44 Pisani - Zanini	55.479	11	69 Bochez - Bochez	2:09.497	2:10.947	13
12	57 Antonel - Vandierendonck	35.384	52 Przybylak - Vandervelde	38.980	16 Evgenii Leonov	55.601	12	52 Przybylak - Vandervelde	2:09.607	2:09.880	11
13	16 Evgenii Leonov	35.412	16 Evgenii Leonov	39.111	69 Bochez - Bochez	55.956	13	16 Evgenii Leonov	2:10.124	2:10.554	12
14	21 Florin Tincescu	35.535	77 Ala-Jyrä - Jaaska	39.336	77 Ala-Jyrä - Jaaska	56.090	14	77 Ala-Jyrä - Jaaska	2:11.309	2:11.609	14
15	14 Fondi - Van den Hengel	35.764	14 Fondi - Van den Hengel	39.411	14 Fondi - Van den Hengel	56.242	15	21 Florin Tincescu	2:11.330	2:12.126	15
16	77 Ala-Jyrä - Jaaska	35.883	21 Florin Tincescu	39.468	21 Florin Tincescu	56.327	16	14 Fondi - Van den Hengel	2:11.417	2:12.158	16
17	007 Fazal-Karim - Darras	36.007	11 Fabiani - Zerbi	39.505	007 Fazal-Karim - Darras	57.262	17	007 Fazal-Karim - Darras	2:13.388	2:13.409	17
18	11 Fabiani - Zerbi	36.444	007 Fazal-Karim - Darras	40.119	68 Samuele Bosio	57.762	18	11 Fabiani - Zerbi	2:13.837	2:14.346	18
19	99 García - Scholl	36.784	68 Samuele Bosio	40.510	11 Fabiani - Zerbi	57.888	19	68 Samuele Bosio	2:15.194	2:15.194	19
20	68 Samuele Bosio	36.922	99 García - Scholl	40.661	99 García - Scholl	58.032	20	99 García - Scholl	2:15.477	2:15.643	20
21	70 Roberto Bosio	36.965	70 Roberto Bosio	40.682	70 Roberto Bosio	58.498	21	70 Roberto Bosio	2:16.145	2:16.660	21





Paul Ricard
GT Cup Europe
Race - 2
Leader Sequence

Paul Ricard 5.822 m.



N°	Entrant/Team	Nat	Driver 1	Nat	Driver 2	Nat	Vehicle	Cat	Start Lap	End Lap	Laps	Total Laps
17	Rosscorsa Racing		Lorenzo Innocenti		Andrea Belicchi		Ferrari 488 Challenge Evo	PROAM	1	4	4	4
78	ZRS Motorsport		Davide Scannicchio		Fabio Babini		Porsche 992 GT3 Cup	PROAM	5	21	17	17
17	Rosscorsa Racing		Lorenzo Innocenti		Andrea Belicchi		Ferrari 488 Challenge Evo	PROAM	22	23	2	6





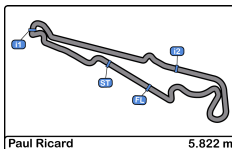
Paul Ricard
GT Cup Europe
Race - 2
Best 5 Lap Times



Paul Ricard 5.822 m.

Cl	N° Entrant/Team	Nat	Driver 1	Nat	Driver 2	Nat	Vehicle	Cat	Cl	Best 1		Best 2		Best 3		Best 4		Best 5	
										Time	Lap	Time	Lap	Time	Lap	Time	Lap	Time	Lap
1	78 ZRS Motorsport	ITA	Davide Scannicchio	ITA	Fabio Babini	ITA	Porsche 992 GT3 Cup	PROAM	1	2:07.934	12	2:07.965	6	2:08.163	7	2:08.424	8	2:08.581	11
2	81 Mertel Motorsport	DEU	Luca Ludwig	DEU	Steven Liquorish	GBR	Ferrari 488 Challenge Evo	PROAM	2	2:08.571	17	2:08.748	18	2:08.899	12	2:08.932	15	2:08.964	19
3	55 Q1-trackracing	BEL	Gustavo Condé	BRA	H. Mello	BRA	Porsche 992 GT3 Cup	AM	1	2:08.968	10	2:09.197	8	2:09.388	6	2:09.425	7	2:09.697	11
4	19 Mertel Motorsport	DEU	Stefano Bozzoni	ITA	Fernando Navarrete	ESP	Ferrari 488 Challenge Evo	AM	2	2:09.005	16	2:09.170	15	2:09.253	20	2:09.322	14	2:09.673	19
5	57 Q1-trackracing	BEL	Quentin Antonel	FRA	Nicolas Vandierendonck	BEL	Porsche 992 GT3 Cup	AM*	3	2:09.012	6	2:09.278	5	2:09.300	7	2:09.320	9	2:09.495	8
6	44 Eugenio Pisani / SP Racing	ITA	Eugenio Pisani	ITA	Stefano Zanini	MCO	Porsche 911 GT3 Cup gen 2	PROAM	3	2:09.075	7	2:09.253	10	2:09.500	8	2:09.586	6	2:09.743	11
7	17 Rossocorsa Racing	ITA	Lorenzo Innocenti	ITA	Andrea Belicchi	ITA	Ferrari 488 Challenge Evo	PROAM	4	2:09.103	7	2:09.330	6	2:09.452	8	2:09.472	9	2:09.508	12
8	47 EST1 Racing	EST	Alex Reimann	EST			Porsche 992 GT3 Cup	PROAM	5	2:09.133	4	2:09.456	21	2:09.552	7	2:09.597	5	2:09.597	6
9	80 Mertel Motorsport	DEU	Iván Velasco	ESP	Jorge Cabezas	ESP	Ferrari 488 Challenge Evo	PROAM	6	2:09.210	4	2:09.342	7	2:09.361	6	2:09.450	3	2:09.486	15
10	67 GDL Racing	SMR	Gianluca De Lorenzi	ITA	Stefano Borghi	ITA	Porsche 992 GT3 Cup	AM	4	2:09.376	10	2:09.407	7	2:09.482	6	2:09.582	11	2:09.733	5
11	52 Q1-trackracing	BEL	Xander Przybylak	BEL	Laurent Vandervelde	BEL	Porsche 992 GT3 Cup	AM	5	2:09.880	20	2:09.916	19	2:10.444	13	2:10.516	9	2:10.636	6
12	16 Volcano Motorsport	ESP	Evgenii Leonov	MDA			Porsche 992 GT3 Cup	PROAM*	7	2:10.554	6	2:10.768	5	2:10.799	10	2:10.918	11	2:10.966	2
13	69 Kessel Racing	CHE	Alexandre Bochez	CHE	Mikaël Bochez	CHE	Ferrari 488 Challenge Evo	AM	6	2:10.947	10	2:11.041	8	2:11.221	18	2:11.313	7	2:11.323	16
14	77 EST1 Racing	EST	Jori Ala-Jyrä	FIN	Indrek Jaaska	EST	Porsche 992 GT3 Cup	AM	7	2:11.609	20	2:11.778	16	2:11.910	17	2:11.926	19	2:12.227	9
15	21 Camil Perian / R01 Racing by Varu Nicu	ROU	Florin Tincescu	ROU			Porsche 911 GT3 Cup gen 2	AM	8	2:12.126	7	2:12.337	4	2:12.430	9	2:12.454	6	2:12.737	17
16	14 Ghinzani Arco Motorsport	ITA	Maurizio Fondi	ITA	Laura Van den Hengel	NLD	Porsche 992 GT3 Cup	AM	9	2:12.158	6	2:12.518	8	2:12.562	5	2:12.745	4	2:13.135	9
17	007 Street-Art Racing	BEL	Jayan Fazal-Karim	FRA	Julien Darras	FRA	Aston Martin Vantage AMR	TPH	1	2:13.409	12	2:14.213	14	2:14.566	16	2:14.741	17	2:14.796	15
18	11 Eugenio Pisani / SP Racing	ITA	Fabio Fabiani	ITA	Stefano Zerbi	ITA	Porsche 911 GT3 Cup gen 2	AM	10	2:14.346	6	2:14.643	7	2:14.885	4	2:15.408	3	2:15.631	5
19	68 GDL Racing	SMR	Samuele Bosio	ITA			Porsche 992 GT3 Cup	AM	11	2:15.194	2	2:25.871	1						
20	99 Lionspeed GP	DEU	José García	ESP	Carlo Scholl	DEU	Porsche Cayman GT4 RS	TPH	2	2:15.643	11	2:15.935	12	2:16.585	17	2:17.531	16	2:17.824	21
21	70 GDL Racing	SMR	Roberto Bosio	ITA			Porsche 911 GT3 Cup gen 2	AM	12	2:16.660	5	2:16.901	13	2:16.966	12	2:17.167	4	2:17.335	17





Paul Ricard
GT Cup Europe
Race - 2
Best 5 Top Speeds



Paul Ricard 5.822 m.

Cl	N° Entrant/Team	Nat	Driver 1	Nat	Driver 2	Nat	Vehicle	Cat	Cl	Top 1		Top 2		Top 3		Top 4		Top 5		Avg
										Km/h	Lap	Km/h	Lap	Km/h	Lap	Km/h	Lap	Km/h	Lap	
1	80 Mertel Motorsport	DEU	<u>Iván Velasco</u>	ESP	Jorge Cabezas	ESP	Ferrari 488 Challenge Evo	PROAM	1	251.7	19	251.7	21	251.1	20	251.1	23	250.5	18	251.2
2	19 Mertel Motorsport	DEU	<u>Stefano Bozzoni</u>	ITA	Fernando Navarrete	ESP	Ferrari 488 Challenge Evo	AM	1	250.5	13	250.5	21	250.0	18	250.0	20	249.4	6	250.1
3	44 Eugenio Pisani / SP Racing	ITA	<u>Eugenio Pisani</u>	ITA	Stefano Zanini	MCO	Porsche 911 GT3 Cup gen 2	PROAM	2	249.4	3	249.4	20	249.4	21	248.2	2	248.2	8	248.9
4	69 Kessel Racing	CHE	<u>Alexandre Bochez</u>	CHE	Mikaël Bochez	CHE	Ferrari 488 Challenge Evo	AM	2	249.4	18	248.8	3	248.8	4	248.8	5	248.2	8	248.8
5	81 Mertel Motorsport	DEU	Luca Ludwig	DEU	<u>Steven Liquorish</u>	GBR	Ferrari 488 Challenge Evo	PROAM	3	248.8	13	248.8	18	248.8	20	248.2	6	248.2	12	248.6
6	11 Eugenio Pisani / SP Racing	ITA	Fabio Fabiani	ITA	<u>Stefano Zerbi</u>	ITA	Porsche 911 GT3 Cup gen 2	AM	3	248.2	13	247.1	14	246.5	2	246.0	3	245.4	18	246.6
7	16 Volcano Motorsport	ESP	Evgenii Leonov	IND			Porsche 992 GT3 Cup	PROAM*	4	248.2	22	247.1	14	247.1	20	246.5	21	245.4	7	246.9
8	17 Rossocorsa Racing	ITA	Lorenzo Innocenti	ITA	<u>Andrea Belicchi</u>	ITA	Ferrari 488 Challenge Evo	PROAM	5	248.2	19	248.2	21	248.2	22	247.7	17	246.5	18	247.8
9	47 EST1 Racing	EST	Alex Reimann	EST			Porsche 992 GT3 Cup	PROAM	6	248.2	2	247.7	7	247.7	19	247.7	20	247.1	5	247.7
10	55 Q1-trackracing	BEL	Gustavo Condé	BRA	<u>H. Mello</u>	BRA	Porsche 992 GT3 Cup	AM	4	247.7	8	247.1	5	246.5	6	246.0	4	246.0	9	246.6
11	70 GDL Racing	SMR	Roberto Bosio	ITA			Porsche 911 GT3 Cup gen 2	AM	5	247.7	4	247.7	14	247.1	13	247.1	17	247.1	19	247.3
12	57 Q1-trackracing	BEL	<u>Quentin Antonel</u>	FRA	Nicolas Vandierendonck	BEL	Porsche 992 GT3 Cup	AM*	6	247.1	23	246.0	16	245.4	10	245.4	19	245.4	20	245.9
13	21 Camil Perian / R01 Racing by Varu Nicu	ROU	Florin Tincescu	ROU			Porsche 911 GT3 Cup gen 2	AM	7	246.5	23	246.0	18	245.4	22	244.8	7	244.8	9	245.5
14	67 GDL Racing	SMR	<u>Gianluca De Lorenzi</u>	ITA	Stefano Borghi	ITA	Porsche 992 GT3 Cup	AM	8	246.5	9	246.5	10	246.0	19	246.0	21	246.0	23	246.2
15	52 Q1-trackracing	BEL	Xander Przybylak	BEL	<u>Laurent Vandervelde</u>	BEL	Porsche 992 GT3 Cup	AM	9	245.4	20	244.8	18	244.8	21	244.3	13	244.3	23	244.7
16	77 EST1 Racing	FIN	Jori Ala-Jyrä	FIN	<u>Indrek Jaaska</u>	FIN	Porsche 992 GT3 Cup	AM	10	245.4	7	245.4	20	244.8	6	244.8	13	244.3	3	245.0
17	78 ZRS Motorsport	ITA	Davide Scannicchio	ITA	<u>Fabio Babini</u>	ITA	Porsche 992 GT3 Cup	PROAM	7	245.4	23	244.8	5	244.8	21	244.8	22	244.3	9	244.8
18	14 Ghinzani Arco Motorsport	ITA	Maurizio Fondi	ITA	<u>Laura Van den Hengel</u>	IND	Porsche 992 GT3 Cup	AM	11	244.8	8	244.3	3	244.3	6	244.3	7	244.3	10	244.4
19	68 GDL Racing	SMR	Samuele Bosio	ITA			Porsche 992 GT3 Cup	AM	12	241.0	2	236.3	1	172.2	3					216.5
20	007 Street-Art Racing	BEL	<u>Jayan Fazal-Karim</u>	FRA	Julien Darras	FRA	Aston Martin Vantage AMR	TPH	1	233.7	17	233.2	12	232.7	14	232.7	18	232.2	7	232.9
21	99 Lionspeed GP	DEU	<u>José García</u>	ESP	Carlo Scholl	DEU	Porsche Cayman GT4 RS	TPH	2	230.2	19	229.7	17	229.7	20	229.2	12	229.2	16	229.6





Paul Ricard
GT Cup Europe
Race - 2

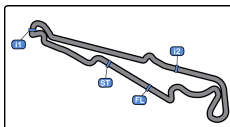


Fastest Laps Sequence

Paul Ricard 5.822 m.

Lap	Time of Day	Session Time	N° Entrant/Team	Nat	Driver 1	Nat	Driver 2	Nat	Vehicle	Cat	Time	Km/h
2	15:24:27.680	4:23.680	17 Rossocorsa Racing	ITA	Lorenzo Innocenti	ITA	Andrea Belicchi	ITA	Ferrari 488 Challenge Evo	PROAM	2:09.607	161.7
2	15:24:28.562	4:24.562	78 ZRS Motorsport	ITA	Davide Scannicchio	ITA	Fabio Babini	ITA	Porsche 992 GT3 Cup	PROAM	2:09.260	162.1
4	15:28:47.811	8:43.811	80 Mertel Motorsport	DEU	Iván Velasco	ESP	Jorge Cabezas	ESP	Ferrari 488 Challenge Evo	PROAM	2:09.210	162.2
4	15:28:55.780	8:51.780	47 EST1 Racing	EST	Alex Reimann	EST			Porsche 992 GT3 Cup	PROAM	2:09.133	162.3
5	15:30:56.026	10:52.026	78 ZRS Motorsport	ITA	Davide Scannicchio	ITA	Fabio Babini	ITA	Porsche 992 GT3 Cup	PROAM	2:08.588	162.9
6	15:33:03.991	12:59.991	78 ZRS Motorsport	ITA	Davide Scannicchio	ITA	Fabio Babini	ITA	Porsche 992 GT3 Cup	PROAM	2:07.965	163.7
12	15:45:55.220	25:51.220	78 ZRS Motorsport	ITA	Davide Scannicchio	ITA	Fabio Babini	ITA	Porsche 992 GT3 Cup	PROAM	2:07.934	163.8





Paul Ricard
GT Cup Europe
Race - 2

Event Best Maximum Speed

Paul Ricard 5.822 m.



N°	Entrant/Team	Nat	Driver 1	Nat	Driver 2	Nat	Vehicle	Cat	Km/h	Session
69	Kessel Racing		Alexandre Bochez		Mikaël Bochez		Ferrari 488 Challenge Evo	AM	252.3	Qualifying - 2 Driver - 2
80	Mertel Motorsport		Iván Velasco		Jorge Cabezas		Ferrari 488 Challenge Evo	PROAM	252.3	Qualifying - 2 Driver - 2
19	Mertel Motorsport		Stefano Bozzoni		Fernando Navarrete		Ferrari 488 Challenge Evo	AM	251.1	Free Practice - 1
81	Mertel Motorsport		Luca Ludwig		Steven Liquorish		Ferrari 488 Challenge Evo	PROAM	250.0	Free Practice - 1
44	Eugenio Pisani / SP Racing		Eugenio Pisani		Stefano Zanini		Porsche 911 GT3 Cup gen 2	PROAM	250.0	Qualifying - 2 Driver - 2
17	Rosscorsa Racing		Lorenzo Innocenti		Andrea Belicchi		Ferrari 488 Challenge Evo	PROAM	248.8	Qualifying - 2 Driver - 2
70	GDL Racing		Roberto Bosio				Porsche 911 GT3 Cup gen 2	AM	248.8	Qualifying - 2 Driver - 2
47	EST1 Racing		Alex Reimann				Porsche 992 GT3 Cup	PROAM	248.2	Race - 2
11	Eugenio Pisani / SP Racing		Fabio Fabiani		Stefano Zerbi		Porsche 911 GT3 Cup gen 2	AM	248.2	Race - 2
16	Volcano Motorsport		Evgenii Leonov				Porsche 992 GT3 Cup	PROAM*	248.2	Race - 2
55	Q1-trackracing		Gustavo Condé		H. Mello		Porsche 992 GT3 Cup	AM	247.7	Race - 2
57	Q1-trackracing		Quentin Antonel		Nicolas Vandierendonck		Porsche 992 GT3 Cup	AM*	247.1	Race - 2
21	Camil Perian / R01 Racing by Varu Nicu		Florin Tincescu				Porsche 911 GT3 Cup gen 2	AM	246.5	Qualifying - 2 Driver - 2
67	GDL Racing		Gianluca De Lorenzi		Stefano Borghi		Porsche 992 GT3 Cup	AM	246.5	Race - 2
52	Q1-trackracing		Xander Przybylak		Laurent Vandervelde		Porsche 992 GT3 Cup	AM	246.0	Qualifying - 1 Driver - 1
78	ZRS Motorsport		Davide Scannicchio		Fabio Babini		Porsche 992 GT3 Cup	PROAM	246.0	Race - 1
14	Ghinzani Arco Motorsport		Maurizio Fondi		Laura Van den Hengel		Porsche 992 GT3 Cup	AM	245.4	Qualifying - 2 Driver - 2
77	EST1 Racing		Jori Ala-Jyrä		Indrek Jaaska		Porsche 992 GT3 Cup	AM	245.4	Race - 2
65	GDL Racing		Mario Cordoni				Porsche 992 GT3 Cup	AM	243.7	Qualifying - 1 Driver - 1
68	GDL Racing		Samuele Bosio				Porsche 992 GT3 Cup	AM	243.2	Qualifying - 1 Driver - 1
007	Street-Art Racing		Jayan Fazal-Karim		Julien Darras		Aston Martin Vantage AMR	TPH	233.7	Qualifying - 2 Driver - 2
99	Lionspeed GP		José García		Carlo Scholl		Porsche Cayman GT4 RS	TPH	230.2	Race - 2



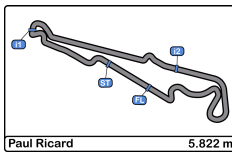


Paul Ricard
GT Cup Europe
Race - 2
Lap Chart

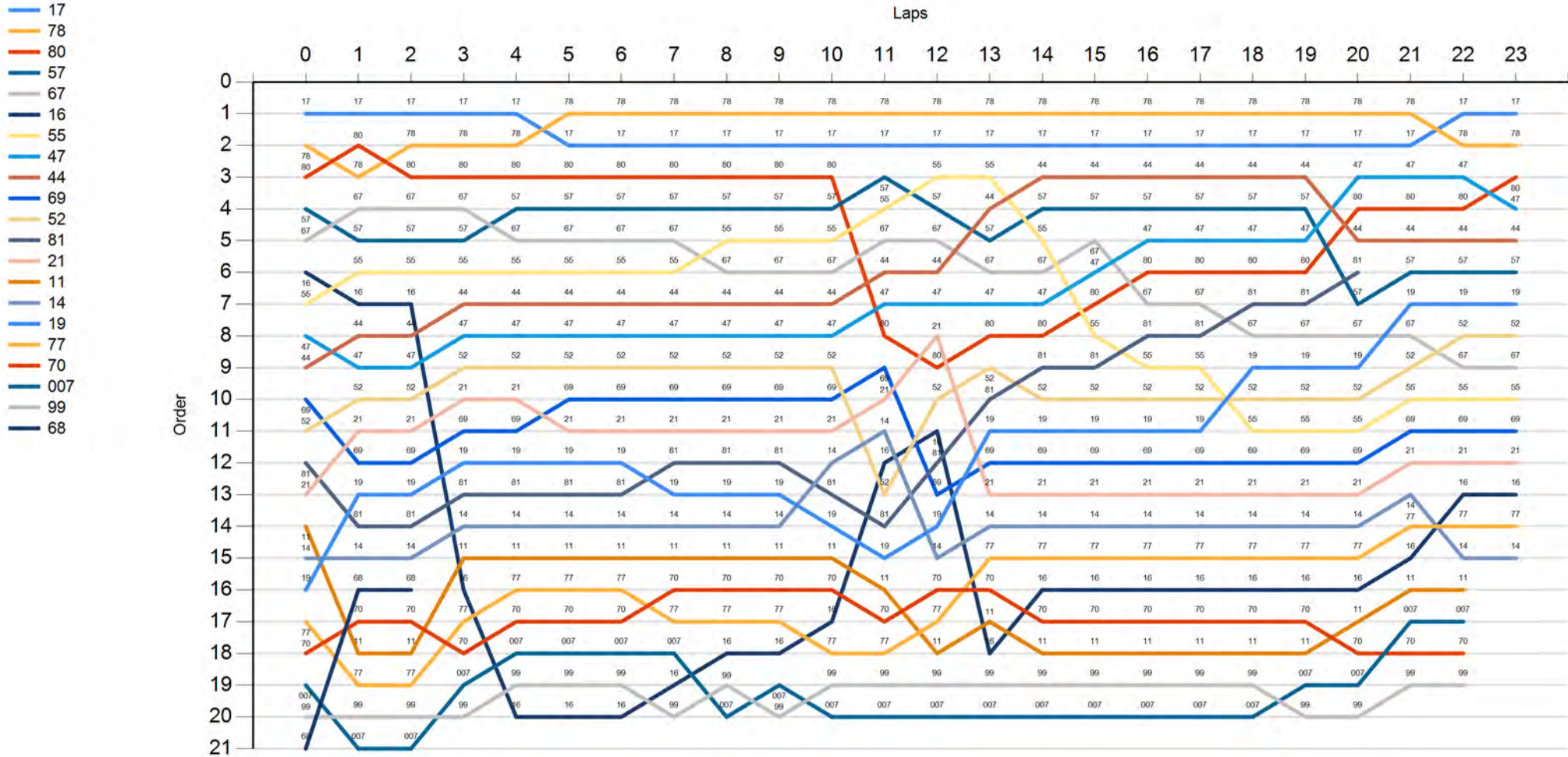


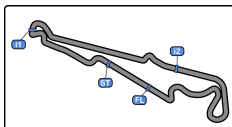
		LAP																							
Nr	Po	Grid	1	2	3	4	5	6	7	8	9	10	11	12	13	14	15	16	17	18	19	20	21	22	23
17	1	17	17	17	17	17	78	78	78	78	78	78	78	78	78	78	78	78	78	78	78	78	17	17	
78	2	78	80	78	78	78	17	17	17	17	17	17	17	17	17	17	17	17	17	17	17	17	78	78	
80	3	80	78	80	80	80	80	80	80	80	80	80	57	55	55	44	44	44	44	44	44	47	47	47	80
57	4	57	67	67	67	57	57	57	57	57	57	57	55	57	44	57	57	57	57	57	57	80	80	80	47
67	5	67	57	57	57	67	67	67	67	55	55	55	67	67	57	55	67	47	47	47	47	44	44	44	44
16	6	16	55	55	55	55	55	55	55	67	67	67	44	44	67	67	47	80	80	80	80	81	57	57	57
55	7	55	16	16	44	44	44	44	44	44	44	44	47	47	47	47	80	67	67	81	81	57	19	19	19
47	8	47	44	44	47	47	47	47	47	47	47	47	80	21	80	80	55	81	81	67	67	67	67	52	52
44	9	44	47	47	52	52	52	52	52	52	52	52	69	80	52	81	81	55	55	19	19	19	52	67	67
69	10	69	52	52	21	21	69	69	69	69	69	69	21	52	81	52	52	52	52	52	52	52	55	55	55
52	11	52	21	21	69	69	21	21	21	21	21	21	14	16	19	19	19	19	19	55	55	55	69	69	69
81	12	81	69	69	19	19	19	19	81	81	81	14	16	81	69	69	69	69	69	69	69	69	21	21	21
21	13	21	19	19	81	81	81	81	19	19	19	81	52	69	21	21	21	21	21	21	21	21	14	16	16
11	14	11	81	81	14	14	14	14	14	14	14	19	81	19	14	14	14	14	14	14	14	14	77	77	77
14	15	14	14	14	11	11	11	11	11	11	11	11	19	14	77	77	77	77	77	77	77	77	16	14	14
19	16	19	68	68	16	77	77	77	70	70	70	70	11	70	70	16	16	16	16	16	16	16	11	11	
77	17	77	70	70	77	70	70	70	77	77	77	16	70	77	11	70	70	70	70	70	70	11	007	007	
70	18	70	11	11	70	007	007	007	007	16	16	77	77	11	16	11	11	11	11	11	11	70	70	70	
007	19	007	77	77	007	99	99	99	16	99	007	99	99	99	99	99	99	99	99	99	99	007	007	99	99
99	20	99	99	99	99	16	16	16	99	007	99	007	007	007	007	007	007	007	007	007	99	99			
68	21	68	007	007																					





Paul Ricard
GT Cup Europe
Race - 2
Graphic Lap Chart





Paul Ricard
GT Cup Europe
Race - 2
Pit Stop Analysis

Paul Ricard 5.822 m.



Ord	Nr.	In Day Time	Entrant/Team	Nat	Driver 1	Nat	Driver 2	Nat	Vehicle	Cat	In Time	Stop N°	Pit Time	Handicap	Diff.
1	99	15:41:40.099	Lionspeed GP	DEU	José García	ESP	Carlo Scholl	DEU	Porsche Cayman GT4 RS	TPH	21:35.821	1	1:10.786	1:10	
2	52	15:42:02.991	Q1-trackracing	BEL	Xander Przybylak	BEL	Laurent Vandervele	BEL	Porsche 992 GT3 Cup	AM	21:58.713	1	1:21.357	1:20	
3	81	15:42:21.181	Mertel Motorsport	DEU	Luca Ludwig	DEU	Steven Liquorish	GBR	Ferrari 488 Challenge Evo	PROAM	22:16.903	1	1:10.464	1:10	
4	19	15:42:24.014	Mertel Motorsport	DEU	Stefano Bozzoni	ITA	Fernando Navarrete	ESP	Ferrari 488 Challenge Evo	AM	22:19.736	1	1:15.203	1:10	
5	11	15:42:53.325	Eugenio Pisani / SP Racing	ITA	Fabio Fabiani	ITA	Stefano Zerbi	ITA	Porsche 911 GT3 Cup gen 2	AM	22:49.047	1	1:10.195	1:10	
6	70	15:43:10.510	GDL Racing	SMR	Roberto Bosio	ITA			Porsche 911 GT3 Cup gen 2	AM	23:06.232	1	1:13.746	1:10	
7	77	15:43:11.997	EST1 Racing	EST	Jori Ala-Jyrä	FIN	Indrek Jaaska	EST	Porsche 992 GT3 Cup	AM	23:07.719	1	1:16.068	1:10	
8	80	15:43:56.612	Mertel Motorsport	DEU	Iván Velasco	ESP	Jorge Cabezas	ESP	Ferrari 488 Challenge Evo	PROAM	23:52.334	1	1:33.021	1:30	
9	007	15:44:12.928	Street-Art Racing	BEL	Jayan Fazal-Karim	FRA	Julien Darras	FRA	Aston Martin Vantage AMR	TPH	24:08.650	1	1:13.346	1:10	
10	69	15:44:23.048	Kessel Racing	CHE	Alexandre Bochez	CHE	Mikaël Bochez	CHE	Ferrari 488 Challenge Evo	AM	24:18.770	1	1:20.378	1:20	
11	14	15:44:42.209	Ghinzani Arco Motorsport	ITA	Maurizio Fondi	ITA	Laura Van den Hengel	NLD	Porsche 992 GT3 Cup	AM	24:37.931	1	1:25.228	1:10	
12	57	15:46:05.014	Q1-trackracing	BEL	Quentin Antone!	FRA	Nicolas Vandierendonck	BEL	Porsche 992 GT3 Cup	AM*	26:00.736	1	1:17.095	1:15	
13	67	15:46:07.258	GDL Racing	SMR	Gianluca De Lorenzi	ITA	Stefano Borghi	ITA	Porsche 992 GT3 Cup	AM	26:02.980	1	1:18.775	1:10	
14	44	15:46:09.958	Eugenio Pisani / SP Racing	ITA	Eugenio Pisani	ITA	Stefano Zanini	MCO	Porsche 911 GT3 Cup gen 2	PROAM	26:05.680	1	1:09.422	1:10	-0.578
15	47	15:46:11.971	EST1 Racing	EST	Alex Reimann	EST			Porsche 992 GT3 Cup	PROAM	26:07.693	1	1:24.528	1:20	
16	21	15:46:44.936	Camil Perian / R01 Racing by Va	ROU	Florin Tincescu	ROU			Porsche 911 GT3 Cup gen 2	AM	26:40.658	1	1:22.244	1:10	
17	16	15:47:38.834	Volcano Motorsport	ESP	Evgenii Leonov	MD			Porsche 992 GT3 Cup	PROAM*	27:34.556	2	1:28.253	1:25	
18	78	15:48:01.496	ZRS Motorsport	ITA	Davide Scannicchio	ITA	Fabio Babini	ITA	Porsche 992 GT3 Cup	PROAM	27:57.218	1	1:16.123	1:15	
19	17	15:48:10.996	Rossocorsa Racing	ITA	Lorenzo Innocenti	ITA	Andrea Belicchi	ITA	Ferrari 488 Challenge Evo	PROAM	28:06.718	1	1:20.085	1:20	
20	55	15:48:20.613	Q1-trackracing	BEL	Gustavo Condé	BRA	H. Mello	BRA	Porsche 992 GT3 Cup	AM	28:16.335	1	1:17.131	1:10	

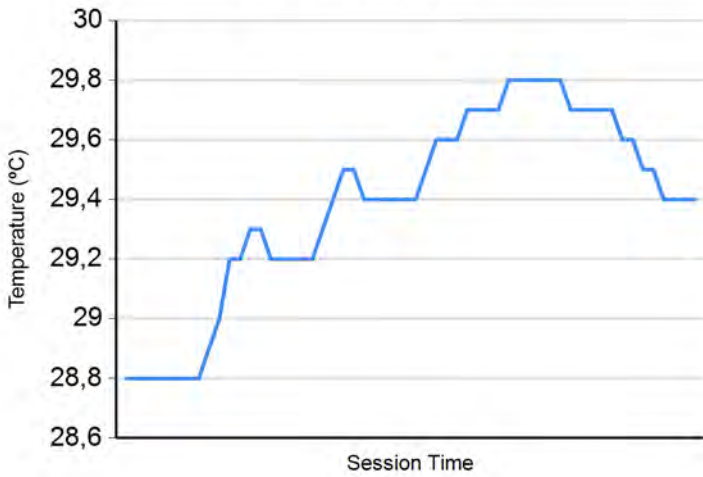




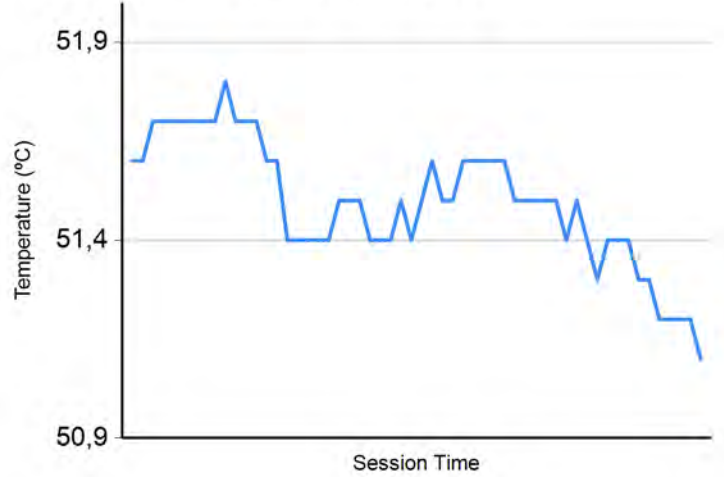
Paul Ricard
GT Cup Europe
Race - 2
Weather Report



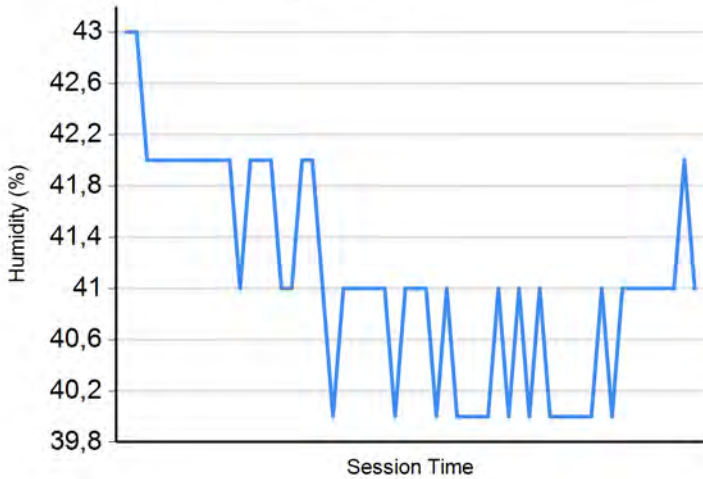
Air Temperature



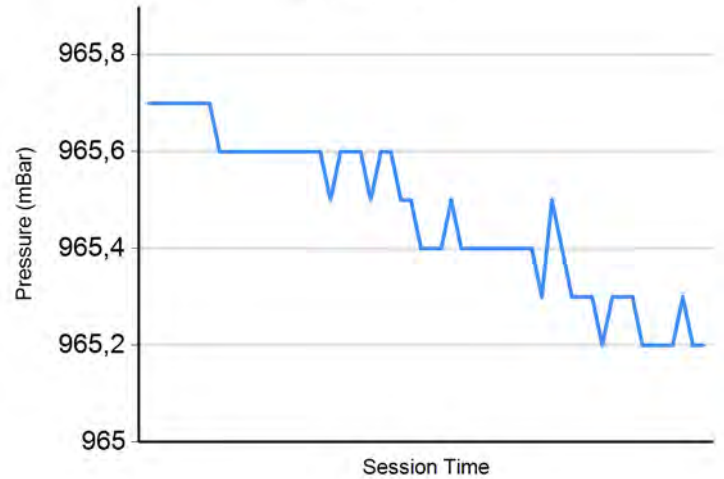
Track Temperature



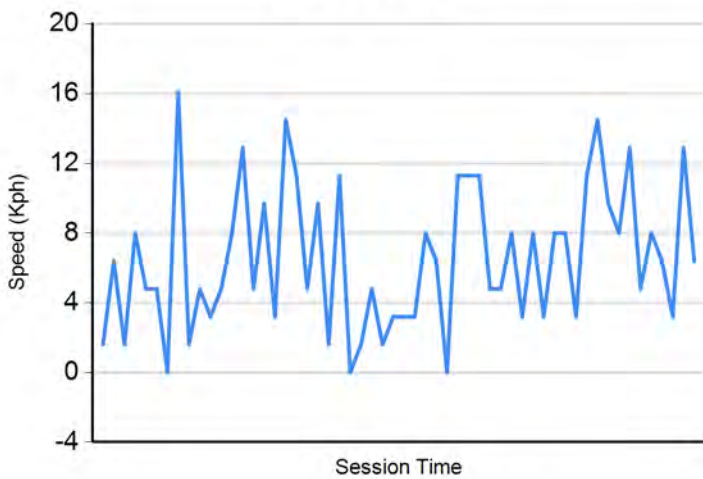
Humidity



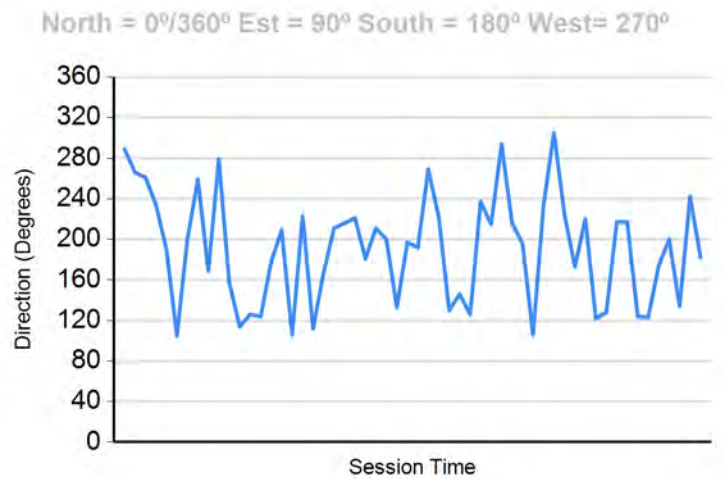
Pressure



Wind Speed



Wind direction





Paul Ricard
GT Cup Europe
Race - 2
Final Results



Paul Ricard 5.822 m

Cls	N°	Entrant/Team	Nat	Driver 1	Nat	Driver 2	Nat	Vehicle	Cat	Cl	Laps	Total Time	Gap	Interval	Km/h	Best	Time	Km/h
1	17	Rossocorsa Racing	ITA	Lorenzo Innocenti	ITA	Andrea Belicchi	ITA	Ferrari 488 Challenge Evo	PROAM	1	23	51:22.253			156.3	7	2:09.103	162.3
2	78	ZRS Motorsport	ITA	Davide Scannicchio	ITA	Fabio Babini	ITA	Porsche 992 GT3 Cup	PROAM	2	23	51:24.266	2.013	2.013	156.2	12	2:07.934	163.8
3	80	Mertel Motorsport	DEU	Iván Velasco	ESP	Jorge Cabezas	ESP	Ferrari 488 Challenge Evo	PROAM	3	23	51:26.462	4.209	2.196	156.1	4	2:09.210	162.2
4	47 *	EST1 Racing	EST	Alex Reimann	EST			Porsche 992 GT3 Cup	PROAM	4	23	51:31.694	9.441	5.232	155.9	4	2:09.133	162.3
5	57	Q1-trackracing	BEL	Quentin Antonel	FRA	Nicolas Vandierendonck	BEL	Porsche 992 GT3 Cup	AM*	1	23	51:36.903	14.650	5.209	155.6	6	2:09.012	162.4
6	19	Mertel Motorsport	DEU	Stefano Bozzoni	ITA	Fernando Navarrete	ESP	Ferrari 488 Challenge Evo	AM	2	23	51:41.213	18.960	4.310	155.4	16	2:09.005	162.4
7	44 *	Eugenio Pisani / SP Racing	ITA	Eugenio Pisani	ITA	Stefano Zanini	ITA	Porsche 911 GT3 Cup gen 2	PROAM	5	23	51:41.655	19.402	0.442	155.4	7	2:09.075	162.3
8	52	Q1-trackracing	BEL	Xander Przybylak	BEL	Laurent Vandervele	BEL	Porsche 992 GT3 Cup	AM	3	23	51:45.922	23.669	4.267	155.2	20	2:09.880	161.3
9	67 *	GDL Racing	SMR	Gianluca De Lorenzi	ITA	Stefano Borghi	ITA	Porsche 992 GT3 Cup	AM	4	23	52:02.134	39.881	16.212	154.4	10	2:09.376	162.0
10	55	Q1-trackracing	BEL	Gustavo Condé	BRA	H. Mello	BRA	Porsche 992 GT3 Cup	AM	5	23	52:03.231	40.978	1.097	154.3	10	2:08.968	162.5
11	69 *	Kessel Racing	CHE	Alexandre Bochez	CHE	Mikaël Bochez	CHE	Ferrari 488 Challenge Evo	AM	6	23	52:12.418	50.165	9.187	153.8	10	2:10.947	160.0
12	21	Camill Perian / R01 Racing by Varu Nicu	ROU	Florin Tincescu	ROU			Porsche 911 GT3 Cup gen 2	AM	7	23	52:28.118	1:05.865	15.700	153.1	7	2:12.126	158.6
13	16	Volcano Motorsport	ESP	Evgenii Leonov	MDA			Porsche 992 GT3 Cup	PROAM*	6	23	53:11.373	1:49.120	43.255	151.0	6	2:10.554	160.5
14	77	EST1 Racing	FIN	Jori Ala-Jyrä	FIN	Indrek Jaaska	EST	Porsche 992 GT3 Cup	AM	8	23	53:15.288	1:53.035	3.915	150.8	20	2:11.609	159.2
15	14	Ghinzani Arco Motorsport	ITA	Maurizio Fondi	ITA	Laura Van den Hengel	NLD	Porsche 992 GT3 Cup	AM	9	23	53:17.822	1:55.569	2.534	150.7	6	2:12.158	158.0
16	11	Eugenio Pisani / SP Racing	ITA	Fabio Fabiani	ITA	Stefano Zerbi	ITA	Porsche 911 GT3 Cup gen 2	AM	10	22	51:58.522	1 Lap	1 Lap	147.8	6	2:14.346	156.0
17	007	Street-Art Racing	BEL	Jayan Fazal-Karim	FRA	Julien Darras	FRA	Aston Martin Vantage AMR	TPH	1	22	52:31.597	1 Lap	33.075	146.3	12	2:13.409	157.1
18	70	GDL Racing	SMR	Roberto Bosio	ITA			Porsche 911 GT3 Cup gen 2	AM	11	22	52:38.744	1 Lap	7.147	145.9	5	2:16.660	153.3
19	99	Lionspeed GP	DEU	José García	ESP	Carlo Scholl	DEU	Porsche Cayman GT4 RS	TPH	2	22	52:41.348	1 Lap	2.604	145.8	11	2:15.643	154.5
20	81	Mertel Motorsport	DEU	Luca Ludwig	DEU	Steven Liquorish	GBR	Ferrari 488 Challenge Evo	PROAM	7	20	44:57.116	3 Laps	2 Laps	155.4	17	2:08.571	163.0

Not classified: (Requirements: 75% of number laps of leader = 18 Laps)

68	GDL Racing	SMR	Samuele Bosio	ITA				Porsche 992 GT3 Cup	AM	12	2	4:41.065	21 Laps	18 Laps	149.1	2	2:15.194	155.0
----	------------	-----	---------------	-----	--	--	--	---------------------	----	----	---	-----------------	---------	---------	-------	---	----------	-------

Fastest lap Scannicchio - Babini in 2:07.934 at 163.8 Km/h in lap 12

PROAM	78	ZRS Motorsport	ITA	Davide Scannicchio	ITA	Fabio Babini	ITA	Porsche 992 GT3 Cup	12	2:07.934	163.8
AM	55	Q1-trackracing	BEL	Gustavo Condé	BRA	H. Mello	BRA	Porsche 992 GT3 Cup	10	2:08.968	162.5
TPH	007	Street-Art Racing	BEL	Jayan Fazal-Karim	FRA	Julien Darras	FRA	Aston Martin Vantage AMR	12	2:13.409	157.1

*** PENALTIES**

CAR #67 - 5 SECONDS TIME PENALTY ADDED TO RACE TIME DUE TO TRACK LIMITS - 10 SECONDS TIME PENALTY TO BE ADDED TO RACE TIME DUE TO TRACK LIMITS

CAR #47 - 5 SECONDS TIME PENALTY ADDED TO RACE TIME DUE TO TRACK LIMITS

CAR #44 - 5 SECONDS TIME PENALTY ADDED TO RACE TIME - LESS TIME HANDICAP

CAR 47 DRIVER 2 REPRIMAND - CAUSING A COLISSION WITH CAR 16

CAR #69 - 5 SECONDS TIME PENALTY TO BE ADDED TO RACE TIME DUE TO TRACK LIMITS

CAR #16 IMPOSE A FINE OF 2000€ SUSPENDED UNTIL THE END OF THE SEASON IN CASE OF SAME ACTION COMMITED - STEWARDS' DECISION NUMBER 16

Published at:.....

Track Temp: **51.1 °C** Air Temp: **29.4 °C** Humidity: **41 %** Track Status: **DRY**

Stewards:

Timekeeper:

Luis Garcia

JOB-1605-ESP/M





Championship Classification



Cls	Name	Nat	Net Pts	Pts	Portimao		SPA-Francorchamps	Paul Ricard		Monza		Barcelona	
					R1	R2	R	R1	R2	R1	R2	R1	R2
1	Iván Velasco		65	65	15	15	20	5	10				
	Jorge Cabezas		65	65	15	15	20	5	10				
2	Evgenii Leonov		48	48	6	12	30						
3	Laurent Vandervelde		47	47	12	2	24	6	3				
	Xander Przybylak		47	47	12	2	24	6	3				
4	Alex Reimann		33	33			10	15	8				
5	Fabio Babini		32	32	10			10	12				
	Davide Scannicchio		32	32	10			10	12				
6	Adam Christodolou		30	30			30						
7	Nicolas Vandierendonck		29	29	5	8	2	8	6				
8	Andrea Belicchi		27	27				12	15				
	Lorenzo Innocenti		27	27				12	15				
9	Alexandre Bochez		25	25	4	5	16						
	Mikaël Bochez		25	25	4	5	16						
10	Stefano Zanini		22	22	8	10			4				
	Eugenio Pisani		22	22	8	10			4				
11	Gianluca De Lorenzi		16	16			12	2	2				
	Stefano Borghi		16	16			12	2	2				
12	Fidel Castillo		15	15	5	8	2						
13	Quentin Antonel		14	14				8	6				
14	Glauco Solieri		14	14		6	8						
15	Jori Ala-Jyrä		11	11		1	10						
16	Florin Tincescu		8	8	1	3		4					
17	Samuele Bosio		8	8			8						
18	Stefano Bozzoni		7	7	2				5				
	Fernando Navarrete		7	7	2				5				
19	Paulo Pinheiro		7	7	3	4							
	Pedro Marreiros		7	7	3	4							
20	Stefano Zerbi		6	6			6						
	Fabio Fabiani		6	6			6						
21	Camil Perian		4	4	1	3							
22	Maurizio Fondi		4	4			4						
23	Roberto Bosio		4	4			4						
24	Steven Liquorish		3	3				3					
	Luca Ludwig		3	3				3					
25	Gustavo Condé		2	2				1	1				
26	H. Mello		2	2				1	1				
27	Indrek Jaaska		1	1		1							
28	Gustavo Conde		0	0									
29	David Perel		0	0									
	Stephen Earle		0	0									



Championship Classification



Cls	Name	Nat	Net		Portimao		SPA-Francorchamps	Paul Ricard		Monza		Barcelona	
			Pts	Pts	R1	R2	R	R1	R2	R1	R2	R1	R2
30	Jayan Fazal-Karim		0	0									
	Julien Darras		0	0									
31	Laura Van den Hengel		0	0									
32	José García		0	0									
	Carlo Scholl		0	0									
33	Lorenzo Ferdinando Innocenti		0	0									
34	Mario Cordoni		0	0									
35	Axel Van Straaten		0	0									
	Remi Van Straaten		0	0									
36	Axel Saringen		0	0									
37	Enrico Fulgenzi		0	0									
	Shintaro Akatsu		0	0									
38	Roberto Fecchio		0	0									
	Juuso Puhakka		0	0									



Championship AM Classification



Cls	Name	Nat	Net		Portimao		SPA-Francorchamps	Paul Ricard		Monza		Barcelona	
			Pts	Pts	R1	R2	R	R1	R2	R1	R2	R1	R2
1	Laurent Vandervelde		34	34	8	2	16	4	4				
	Xander Przybylak		34	34	8	2	16	4	4				
2	Alexandre Bochez		25	25	6	6	12		1				
	Mikaël Bochez		25	25	6	6	12		1				
3	Nicolas Vandierendonck		14	14				6	8				
	Quentin Antonel		14	14				6	8				
4	Alex Reimann		14	14			6	8					
5	Glauco Solieri		13	13	1	8	4						
6	Gianluca De Lorenzi		13	13			8	2	3				
	Stefano Borghi		13	13			8	2	3				
7	Stefano Bozzoni		9	9	3				6				
	Fernando Navarrete		9	9	3				6				
8	Paulo Pinheiro		8	8	4	4							
	Pedro Marreiros		8	8	4	4							
9	Florin Tincescu		8	8	2	3		3					
10	Jori Ala-Jyrä		7	7		1	6						
11	Camil Perian		5	5	2	3							
12	Samuele Bosio		4	4			4						
13	Gustavo Condé		3	3				1	2				
	H. Mello		3	3				1	2				
14	Fabio Fabiani		2	2			2						
	Stefano Zerbi		2	2			2						
15	Indrek Jaaska		1	1		1							
16	Maurizio Fondi		0	0									
17	Roberto Bosio		0	0									
18	Laura Van den Hengel		0	0									
19	Mario Cordoni		0	0									



Championship TROPHY Classification



Cls	Name	Nat	Net		Portimao		SPA-Francorchamps	Paul Ricard		Monza		Barcelona	
			Pts	Pts	R1	R2	R	R1	R2	R1	R2	R1	R2
1	Jayan Fazal-Karim		14	14	3	3		4	4				
	Julien Darras		14	14	3	3		4	4				
2	Gustavo Conde		8	8	4	4							
	H. Mello		8	8	4	4							
3	José García		6	6				3	3				
	Carlo Scholl		6	6				3	3				



Championship Teams' Classification

Cls	Team	Nat	Net Pts	Pts	Portimao		SPA-Francorchamps	Paul Ricard		Monza		Barcelona	
					R1	R2	R	R1	R2	R1	R2	R1	R2
1	Mertel Motorsport		30	30	8	8	8	1	5				
2	Q1-trackracing		29	29	7	3	12	5	2				
3	Volcano Motorsport		24	24	2	6	16						
4	Rossocorsa Racing		14	14				6	8				
5	ZRS Motorsport		14	14	4			4	6				
6	EST1 Racing		13	13			2	8	3				
7	Kessel Racing		7	7		1	6						
8	Eugenio Pisani / SP Racing		7	7	3	4							
9	GDL Racing		4	4			4						
10	Ghinzani Arco Motorsport		2	2		2							
11	Lionspeed GP		0	0									
	Camil Perian / R01 Racing by Varu Nicu		0	0									
	Street-Art Racing		0	0									
12	Paulo Pinheiro		0	0									
	Axel Van Straaten / Orhès Racing		0	0									
	Enrico Fulgenzi Racing / Enrico Fulgenzi		0	0									



Drivers Statistics

Cls	Nº	Name	Nat	Net Points	Points	First Positions	Seconds Positions	Thirds Positions	Race Fastest Laps	Pole Positions	Laps in first place	Km. covered in Race	Km. covered in Practice
1	80	Iván Velasco		65	65	2		2				854.159	966.873
	80	Jorge Cabezas		65	65	2		2				854.159	966.873
2	16	Evgenii Leonov		48	48	1	1			1		854.159	888.856
3	52	Laurent Vandervelde		47	47		2					854.159	1024.015
	52	Xander Przybylak		47	47		2					854.159	1024.015
4	47	Alex Reimann		33	33							600.546	666.952
5	78	Fabio Babini		32	32		1	2	4			450.425	679.660
	78	Davide Scannicchio		32	32		1	2	4			450.425	679.660
6	116	Adam Christodolou		30	30	1				1		357.204	280.160
7	57	Nicolas Vandierendonck		29	29							812.135	1028.678
8	17	Andrea Belicchi		27	27	1	1			1		250.346	337.676
	17	Lorenzo Innocenti		27	27	1	1			1		250.346	23.288
9	69	Alexandre Bochez		25	25							841.333	1097.350
	69	Mikaël Bochez		25	25							841.333	1097.350
10	44	Stefano Zanini		22	22			1		1		654.589	991.356
	44	Eugenio Pisani		22	22			1		1		654.589	991.356
11	67	Gianluca De Lorenzi		16	16							786.666	901.672
	67	Stefano Borghi		16	16							786.666	901.672
12	57	Fidel Castillo		15	15							561.789	696.824
13	57	Quentin Antonel		14	14							250.346	331.854
14	68	Glauco Solieri		14	14							592.156	713.134
15	77	Jori Ala-Jyrä		11	11							837.849	1170.714
16	21	Florin Tincescu		8	8							499.306	1074.114
17	68	Samuele Bosio		8	8							361.844	612.190
18	19	Stefano Bozzoni		7	7				1	1		637.476	792.269
	19	Fernando Navarrete		7	7				1	1		637.476	792.269
19	45	Paulo Pinheiro		7	7							246.609	348.975
	45	Pedro Marreiros		7	7							246.609	348.975
20	11	Stefano Zerbi		6	6							762.183	1011.137
	11	Fabio Fabiani		6	6							762.183	1011.137
21	21	Camil Perian		4	4							248.960	986.784
22	14	Maurizio Fondi		4	4							580.716	672.686
23	70	Roberto Bosio		4	4							574.894	626.110
24	81	Steven Liquorish		3	3							232.880	291.100
	81	Luca Ludwig		3	3							450.004	564.256
25	55	Gustavo Condé		2	2							250.346	366.786
26	55	H. Mello		2	2							487.649	683.190
27	77	Indrek Jaaska		1	1							487.649	806.506
28	43	Gustavo Conde		0	0							237.303	316.404



Drivers Statistics

Cls	Nº	Name	Nat	Net Points	Points	First Positions	Seconds Positions	Thirds Positions	Race Fastest Laps	Pole Positions	Laps in first place	Km. covered in Race	Km. covered in Practice
29	111	David Perel		0	0					1		218.691	237.303
	111	Stephen Earle		0	0					1		218.691	237.303
30	1007	Jayan Fazal-Karim		0	0							476.005	664.509
	1007	Julien Darras		0	0							476.005	664.509
31	14	Laura Van den Hengel		0	0							244.524	343.498
32	99	José García		0	0							238.702	261.990
	99	Carlo Scholl		0	0							238.702	261.990
33	17	Lorenzo Ferdinando Innocenti		0	0								314.388
34	65	Mario Cordoni		0	0								151.372
35	73	Axel Van Straaten		0	0							175.100	350.200
	73	Remi Van Straaten		0	0							175.100	350.200
36	81	Axel Saringen		0	0							217.124	273.156
37	90	Enrico Fulgenzi		0	0					1		7.004	315.180
	90	Shintaro Akatsu		0	0					1		7.004	315.180
38	166	Roberto Fecchio		0	0							70.040	357.204
	166	Juuso Puhakka		0	0							70.040	357.204





Drivers Performance



Cls	Name	Nat	Net Pts	Pts	Portimao		SPA-Francorchamps	Paul Ricard		Monza		Barcelona	
					R1	R2	R	R1	R2	R1	R2	R1	R2
1	Iván Velasco		65	65	2 - 1	3 - 1	4 - 3	2 - 6	3 - 3				
	Jorge Cabezas		65	65	2 - 1	3 - 1	4 - 3	2 - 6	3 - 3				
2	Evgenii Leonov		48	48	5 - 5	4 - 2	6 - 1	8 - 11	6 - 13				
3	Laurent Vandervelde		47	47	10 - 2	5 - 9	5 - 2	6 - 5	11 - 8				
	Xander Przybylak		47	47	10 - 2	5 - 9	5 - 2	6 - 5	11 - 8				
4	Alex Reimann		33	33	NP - NP	NP - NP	NP - NP	NP - NP	NP - NP				
5	Fabio Babini		32	32	6 - 3	2 - NC	NP - NP	14 - 3	2 - 2				
	Davide Scannicchio		32	32	6 - 3	2 - NC	NP - NP	14 - 3	2 - 2				
6	Adam Christodolou		30	30	NP -	NP -	6 - 1	NP - NP	NP - NP				
7	Nicolas Vandierendonck		29	29	NP - 6	NP - 4	NP - 10	NP - NP	NP - NP				
8	Andrea Belicchi		27	27	NP -	NP -	NP -	7 - 2	1 - 1				
	Lorenzo Innocenti		27	27	NP - NP	NP - NP	NP - NP	NP - 2	1 - 1				
9	Alexandre Bochez		25	25	8 - 7	8 - 6	8 - 4	5 - 15	10 - 11				
	Mikaël Bochez		25	25	8 - 7	8 - 6	8 - 4	5 - 15	10 - 11				
10	Stefano Zanini		22	22	1 - 4	9 - 3	13 - NC	10 - 20	9 - 7				
	Eugenio Pisani		22	22	1 - 4	9 - 3	13 - NC	10 - 20	9 - 7				
11	Gianluca De Lorenzi		16	16	4 - NC	10 - 15	14 - 5	16 - 9	5 - 9				
	Stefano Borghi		16	16	4 - NC	10 - 15	14 - 5	16 - 9	5 - 9				
12	Fidel Castillo		15	15	13 - 6	6 - 4	10 - 10	NP - NP	NP - NP				
13	Quentin Antonel		14	14	NP -	NP -	NP -	9 - 4	4 - 5				
14	Glauco Solieri		14	14	14 - 11	11 - 5	11 - 7	NP - NP	NP - NP				
15	Jori Ala-Jyrä		11	11	9 - 13	12 - 10	7 - 6	15 - 13	17 - 14				
16	Florin Tincescu		8	8	12 - 10	13 - 8	12 - NC	11 - 7	13 - 12				
17	Samuele Bosio		8	8	NP -	NP -	11 - 7	12 - NP	21 - NC				
18	Stefano Bozzoni		7	7	3 - 9	NP - NP	2 - NC	1 - 12	16 - 6				
	Fernando Navarrete		7	7	3 - 9	NP - NP	2 - NC	1 - 12	16 - 6				
19	Paulo Pinheiro		7	7	7 - 8	7 - 7	NP - NP	NP - NP	NP - NP				
	Pedro Marreiros		7	7	7 - 8	7 - 7	NP - NP	NP - NP	NP - NP				
20	Stefano Zerbi		6	6	11 - NC	14 - 11	16 - 8	18 - 14	14 - 16				
	Fabio Fabiani		6	6	11 - NC	14 - 11	16 - 8	18 - 14	14 - 16				
21	Camil Perian		4	4	12 - 10	13 - 8	12 - NC	NP - NP	NP - NP				
22	Maurizio Fondi		4	4	NP -	NP -	17 - 9	20 - 17	15 - 15				
23	Roberto Bosio		4	4	NP -	NP -	17 - 9	21 - 16	18 - 18				
24	Steven Liquorish		3	3	NP -	NP -	NP -	3 - 8	12 - 20				
	Luca Ludwig		3	3	NP -	NP -	3 - NC	3 - 8	12 - 20				
25	Gustavo Condé		2	2	NP -	NP -	NP -	17 - 10	7 - 10				
26	H. Mello		2	2	NP - 14	NP - 12	NP - NP	NP - NP	NP - NP				
27	Indrek Jaaska		1	1	9 - 13	12 - 10	NP - NP	15 - 13	17 - 14				
28	Gustavo Conde		0	0	17 - 14	16 - 12	NP - NP	NP - NP	NP - NP				
29	David Perel		0	0	15 - 12	1 - 14	NP - NP	NP - NP	NP - NP				
	Stephen Earle		0	0	15 - 12	1 - 14	NP - NP	NP - NP	NP - NP				



Drivers Performance

Cls	Name	Nat	Net Pts	Pts	 <u>Portimao</u>		 <u>SPA-Francorchamps</u>	 <u>Paul Ricard</u>		 <u>Monza</u>		 <u>Barcelona</u>	
					R1	R2	R	R1	R2	R1	R2	R1	R2
30	Jayan Fazal-Karim		0	0	16 - 15	15 - 13	NP - NP	19 - 18	19 - 17				
	Julien Darras		0	0	16 - 15	15 - 13	NP - NP	19 - 18	19 - 17				
31	Laura Van den Hengel		0	0	NP -	NP -	NP -	20 - 17	15 - 15				
32	José García		0	0	NP -	NP -	NP -	22 - 19	20 - 19				
	Carlo Scholl		0	0	NP -	NP -	NP -	22 - 19	20 - 19				
33	Lorenzo Ferdinando Innocenti		0	0	NP -	NP -	NP -	7 - NP	NP - NP				
34	Mario Cordoni		0	0	NP -	NP -	NP -	13 - NP	NP - NP				
35	Axel Van Straaten		0	0	NP -	NP -	9 - NC	NP - NP	NP - NP				
	Remi Van Straaten		0	0	NP -	NP -	9 - NC	NP - NP	NP - NP				
36	Axel Saringen		0	0	NP -	NP -	3 - NC	NP - NP	NP - NP				
37	Enrico Fulgenzi		0	0	NP -	NP -	1 - NC	NP - NP	NP - NP				
	Shintaro Akatsu		0	0	NP -	NP -	1 - NC	NP - NP	NP - NP				
38	Roberto Fecchio		0	0	NP -	NP -	15 - NC	NP - NP	NP - NP				
	Juuso Puhakka		0	0	NP -	NP -	15 - NC	NP - NP	NP - NP				