



EUROFORMULA OPEN

Round 4

Paul Ricard

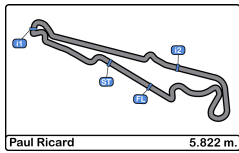
21th – 23th July 2023

Results booklet



Provided by Cronococa S.L.
www.cronococa.com





Paul Ricard
Euroformula Open
Free Practice - 1
Provisional Results



Clas	Nº	Driver	Nat	Cat	Clas	Team	Nat	Vehicle	Laps	Best	Time	Gap	Interval	Km/h
1	19	Noel Leon	MEX			Team Motopark	DEU	Dallara F320 Spiess	16	14	1:57.517			178.3
2	10	Juju Noda	JPN	R	1	Noda Racing	JPN	Dallara F320 Spiess	15	15	1:58.117	0.600	0.600	177.4
3	23	Bryce Aron	USA			Team Motopark	DEU	Dallara F320 Spiess	16	15	1:58.669	1.152	0.552	176.6
4	73	Cian Shields	GBR			Team Motopark	DEU	Dallara F320 Spiess	16	15	1:58.675	1.158	0.006	176.6
5	84	Francesco Simonazzi	ITA			BVM Racing	ITA	Dallara F320 Spiess	18	14	1:58.763	1.246	0.088	176.4
6	26	Jakob Bergmeister	DEU	R	2	Team Motopark	DEU	Dallara F320 Spiess	16	7	1:59.654	2.137	0.891	175.1
7	6	Vladislav Ryabov	RUS	R	3	CryptoTower Racing Team	JPN	Dallara F320 Spiess	16	15	1:59.698	2.181	0.044	175.1
8	99	Attila Pénzes	HUN			CryptoTower Racing Team	JPN	Dallara F320 Spiess	12	8	2:01.110	3.593	1.412	173.0

Not Presented:

7	*	Vladimir Netusil	CZE	GC		Effective Racing	CZE	Dallara F320 HWA						
212	*	Paolo Brajnik	SRB	GC		NV Racing	SRB	Dallara F320 Spiess						

Published at:.....


Track Temp: **33.5 °C** Air Temp: **26.4 °C** Humidity: **47 %** Track Status: **DRY**

Race Director:

Neus Santamaría Sanromà

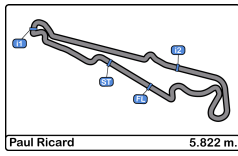
DPB-0819-ESP/CAT

Timekeeper:


 Luis Garcia

JOB-1605-ESP/M





Paul Ricard
Euroformula Open
Free Practice - 1
Provisional Results by Category



Rookie														
Clas	Nº	Driver	Nat	Cat	Clas	Team	Nat	Vehicle	Laps	Best	Time	Gap	Interval	Km/h
1	10	Juju Noda		R	1	Noda Racing		Dallara F320 Spiess	15	15	1:58.117			177.4
2	26	Jakob Bergmeister		R	2	Team Motopark		Dallara F320 Spiess	16	7	1:59.654	1.537	1.537	175.1
3	6	Vladislav Ryabov		R	3	CryptoTower Racing Team		Dallara F320 Spiess	16	15	1:59.698	1.581	0.044	175.1

GC														
Clas	Nº	Driver	Nat	Cat	Clas	Team	Nat	Vehicle	Laps	Best	Time	Gap	Interval	Km/h

Not Presented:

7	*	Vladimir Netusil		GC		Effective Racing		Dallara F320 HWA						
212	*	Paolo Brajnik		GC		NV Racing		Dallara F320 Spiess						

Clas	Nº	Driver	Nat	Cat	Clas	Team	Nat	Vehicle	Laps	Best	Time	Gap	Interval	Km/h
1	19	Noel Leon				Team Motopark		Dallara F320 Spiess	16	14	1:57.517			178.3
2	23	Bryce Aron				Team Motopark		Dallara F320 Spiess	16	15	1:58.669	1.152	1.152	176.6
3	73	Cian Shields				Team Motopark		Dallara F320 Spiess	16	15	1:58.675	1.158	0.006	176.6
4	84	Francesco Simonazzi				BVM Racing		Dallara F320 Spiess	18	14	1:58.763	1.246	0.088	176.4
5	99	Attila Pénzes				CryptoTower Racing Team		Dallara F320 Spiess	12	8	2:01.110	3.593	2.347	173.0

Published at:.....

Track Temp: 33.5 °C Air Temp: 26.4 °C Humidity: 47 % Track Status: DRY

Race Director:

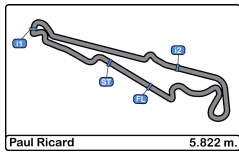
Neus Santamaría Sanromà

DPB-0819-ESP/CAT

Timekeeper:

Luis Garcia
 JOB-1605-ESP/M





Paul Ricard
Euroformula Open
Free Practice - 1
Lap Analysis



6 Vladislav Ryabov Dallara F320 Spiess **19** Noel Leon Dallara F320 Spiess

Rookie

CryptoTower Racing Team

Team Motopark

Lap	D	Time	Sector 1	Sector 2	Sector 3	T. Spd	Elapsed	Lap	D	Time	Sector 1	Sector 2	Sector 3	T. Spd	Elapsed
1		8:50:40.197 P	8:48:45.573	42.921	1:11.703	112.7	8:50:40.197	1		8:50:57.460 P	8:49:08.864	41.721	1:06.875	122.1	8:50:57.460
2		5:12.363 P	3:32.497	39.252	1:00.614	142.6	8:55:52.560	2		4:46.864 P	3:06.777	38.575	1:01.512	147.9	8:55:44.324
3		2:32.585	1:02.600	38.476	51.509	143.8	8:58:25.145	3		2:30.837	1:02.548	37.470	50.819	146.1	8:58:15.161
4		2:03.957	33.820	37.716	52.421	228.3	9:00:29.102	4		1:59.293	32.847	36.749	49.697	230.7	9:00:14.454
5		2:02.311	34.282	37.505	50.524	228.3	9:02:31.413	5		1:58.673	32.639	36.536	49.498	231.2	9:02:13.127
6		2:01.020	33.448	37.311	50.261	232.2	9:04:32.433	6		2:05.409	35.991	37.396	52.022	217.3	9:04:18.536
7		2:01.097	33.140	37.253	50.704	229.2	9:06:33.530	7		1:59.842	32.449	36.520	50.873	231.2	9:06:18.378
8		2:00.803	33.103	37.183	50.517	228.8	9:08:34.333	8		1:58.142	32.344	36.402	49.396	231.2	9:08:16.520
9		2:00.246	32.939	37.060	50.247	229.7	9:10:34.579	9		2:17.925 P	33.171	39.573	1:05.181	231.7	9:10:34.445
10		2:12.325 P	33.986	37.491	1:00.848	229.7	9:12:46.904	10		6:38.303 P	4:56.048	40.294	1:01.961	145.9	9:17:12.748
11		3:31.990 P	1:53.168	38.026	1:00.796	142.1	9:16:18.894	11		2:33.951	1:05.013	37.824	51.114	146.5	9:19:46.699
12		5:15.016	3:44.982	38.727	51.307	135.0	9:21:33.910	12		1:59.939	32.549	36.424	50.966	231.7	9:21:46.638
13		2:00.886	33.210	37.266	50.410	227.8	9:23:34.796	13		1:58.204	32.131	36.407	49.666	233.2	9:23:44.842
14		1:59.983	32.769	37.116	50.098	229.2	9:25:34.779	14		1:57.517	32.147	36.289	49.081	233.7	9:25:42.359
15		1:59.698	32.780	36.983	49.935	229.2	9:27:34.477	15		1:58.876	32.041	36.368	50.467	233.7	9:27:41.235
16		2:11.193 P	34.080	38.175	58.938	229.7	9:29:45.670	16		2:08.593 P	32.505	36.459	59.629	233.7	9:29:49.828

10 Juju Noda Dallara F320 Spiess **23** Bryce Aron Dallara F320 Spiess

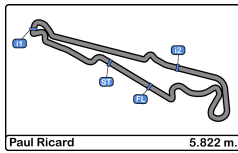
Rookie

Noda Racing

Team Motopark

Lap	D	Time	Sector 1	Sector 2	Sector 3	T. Spd	Elapsed	Lap	D	Time	Sector 1	Sector 2	Sector 3	T. Spd	Elapsed
1		8:51:40.161	8:49:52.715	48.443	59.003	111.8	8:51:40.161	1		8:49:55.489 P	8:48:04.690	43.597	1:07.202	144.0	8:49:55.489
2		2:16.935	38.722	43.838	54.375	226.8	8:53:57.096	2		4:44.467 P	3:00.256	41.005	1:03.206	144.1	8:54:39.956
3		2:07.963	36.599	39.078	52.286	229.7	8:56:05.059	3		2:31.787	1:01.667	38.189	51.931	144.0	8:57:11.743
4		2:02.563	33.984	37.391	51.188	231.2	8:58:07.622	4		2:00.905	33.198	37.294	50.413	227.8	8:59:12.648
5		2:01.236	33.598	37.146	50.492	231.2	9:00:08.858	5		2:00.348	32.998	37.192	50.158	229.2	9:01:12.996
6		2:00.218	33.115	36.821	50.282	231.2	9:02:09.076	6		2:00.840	32.870	37.476	50.494	229.7	9:03:13.836
7		1:59.513	32.873	36.667	49.973	231.7	9:04:08.589	7		1:59.803	32.714	36.955	50.134	229.2	9:05:13.639
8		1:58.984	32.614	36.554	49.816	232.2	9:06:07.573	8		2:04.526	34.247	38.797	51.482	229.7	9:07:18.165
9		9:59.301 P	32.986	38.566	8:47.749	232.7	9:16:06.874	9		1:59.370	32.645	36.920	49.805	229.7	9:09:17.535
10		2:26.938	55.974	39.253	51.711	119.4	9:18:33.812	10		2:09.814 P	32.847	37.237	59.730	230.2	9:11:27.349
11		2:02.077	33.906	37.109	51.062	231.7	9:20:35.889	11		7:44.418 P	6:05.440	39.167	59.811	121.7	9:19:11.767
12		1:59.508	32.762	36.832	49.914	232.2	9:22:35.397	12		2:29.081	58.145	38.499	52.437	145.3	9:21:40.848
13		1:59.263	32.832	36.800	49.631	232.2	9:24:34.660	13		2:00.005	32.811	37.074	50.120	228.8	9:23:40.853
14		1:58.599	32.589	36.477	49.533	232.7	9:26:33.259	14		1:59.089	32.483	36.998	49.608	230.7	9:25:39.942
15		1:58.117	32.393	36.356	49.368	232.7	9:28:31.376	15		1:58.669	32.320	36.853	49.496	231.7	9:27:38.611
16			34.842	38.049		232.7		16		2:14.951 P	34.148	37.251	1:03.552	231.2	9:29:53.562





Paul Ricard
Euroformula Open
Free Practice - 1
Lap Analysis



26 Jakob Bergmeister Dallara F320 Spiess **84** Francesco Simonazzi Dallara F320 Spiess

Rookie

Team Motopark

BVM Racing

Lap	D	Time	Sector 1	Sector 2	Sector 3	T. Spd	Elapsed	Lap	D	Time	Sector 1	Sector 2	Sector 3	T. Spd	Elapsed
1		8:50:36.127 P	8:48:36.965	45.366	1:13.796	104.9	8:50:36.127	1		8:50:19.026 P	8:48:33.354	42.858	1:02.814	84.4	8:50:19.026
2		5:03.053	3:30.352	39.474	53.227	143.0	8:55:39.180	2		4:07.486	2:38.023	38.112	51.351	146.7	8:54:26.512
3		2:05.456	35.374	38.325	51.757	225.9	8:57:44.636	3		2:01.410	33.492	37.202	50.716	227.8	8:56:27.922
4		2:01.969	33.733	37.466	50.770	228.8	8:59:46.605	4		2:01.119	33.683	36.970	50.466	231.7	8:58:29.041
5		2:00.791	33.293	37.227	50.271	229.2	9:01:47.396	5		2:00.556	33.091	36.973	50.492	232.2	9:00:29.597
6		2:00.052	32.980	36.955	50.117	229.7	9:03:47.448	6		2:00.681	33.262	36.907	50.512	235.2	9:02:30.278
7		1:59.654	32.865	36.858	49.931	230.2	9:05:47.102	7		2:15.199	37.720	42.997	54.482	230.7	9:04:45.477
8		1:59.783	32.713	36.872	50.198	230.7	9:07:46.885	8		2:00.404	33.019	37.010	50.375	230.2	9:06:45.881
9		2:14.405 P	33.059	37.288	1:04.058	230.7	9:10:01.290	9		2:00.197	32.770	36.961	50.466	231.7	9:08:46.078
10		3:47.587 P	2:07.287	37.512	1:02.788	137.4	9:13:48.877	10		2:08.596 P	32.760	37.019	58.817	232.2	9:10:54.674
11		5:08.848	3:35.645	40.229	52.974	138.9	9:18:57.725	11		5:19.064	3:49.981	38.680	50.403	137.5	9:16:13.738
12		2:04.237	34.395	38.398	51.444	228.3	9:21:01.962	12		1:59.855	33.025	36.867	49.963	229.2	9:18:13.593
13		2:00.367	32.911	37.184	50.272	229.2	9:23:02.329	13		1:58.922	32.458	36.590	49.874	230.7	9:20:12.515
14		1:59.734	32.759	36.970	50.005	229.7	9:25:02.063	14		1:58.763	32.394	36.557	49.812	230.7	9:22:11.278
15		1:59.655	32.678	36.920	50.057	230.7	9:27:01.718	15		2:07.637	32.354	36.756	58.527	231.2	9:24:18.915
16		2:11.499 P	32.941	37.261	1:01.297	230.2	9:29:13.217	16		2:04.374	32.515	36.700	55.159	230.7	9:26:23.289
17								17		1:58.832	32.388	36.641	49.803	230.2	9:28:22.121
18								18		2:08.438 P	32.434	36.734	59.270	231.2	9:30:30.559

73 Cian Shields Dallara F320 Spiess **99** Attila Pénzes Dallara F320 Spiess

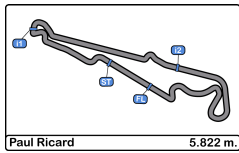
Team Motopark

Attila Pénzes

Dallara F320 Spiess

Lap	D	Time	Sector 1	Sector 2	Sector 3	T. Spd	Elapsed	Lap	D	Time	Sector 1	Sector 2	Sector 3	T. Spd	Elapsed
1		8:52:09.543 P	8:50:20.295	43.669	1:05.579	146.9	8:52:09.543								
2		4:17.067	2:43.378	39.690	53.999	117.2	8:56:26.610								
3		2:07.878	34.434	38.228	55.216	219.5	8:58:34.488	1		8:51:26.671 P	8:49:31.220	46.030	1:09.421	138.8	8:51:26.671
4		2:00.589	32.978	37.391	50.220	229.2	9:00:35.077	2		3:22.093	1:45.389	42.121	54.583	146.9	8:54:48.764
5		2:05.832	32.935	40.316	52.581	230.7	9:02:40.909	3		2:10.041	36.724	39.528	53.789	226.8	8:56:58.805
6		2:00.113	32.857	36.939	50.317	230.2	9:04:41.022	4		2:06.163	35.692	38.596	51.875	226.8	8:59:04.968
7		1:59.854	32.621	37.069	50.164	230.7	9:06:40.876	5		2:05.192	35.059	38.246	51.887	228.3	9:01:10.160
8		1:59.601	32.550	37.035	50.016	231.2	9:08:40.477	6		2:05.718	34.366	39.426	51.926	228.8	9:03:15.878
9		1:59.844	32.583	36.945	50.316	231.2	9:10:40.321	7		2:02.349	33.626	37.660	51.063	230.7	9:05:18.227
10		2:22.820 P	38.090	39.705	1:05.025	231.2	9:13:03.141	8		2:01.110	33.396	37.273	50.441	231.7	9:07:19.337
11		6:05.937	4:32.939	39.513	53.485	124.5	9:19:09.078	9		2:01.801	33.395	37.116	51.290	231.7	9:09:21.138
12		2:05.161	34.238	38.048	52.875	223.6	9:21:14.239	10		2:26.687	40.505	43.352	1:02.830	204.1	9:11:47.825
13		1:59.198	32.384	36.933	49.881	230.2	9:23:13.437	11		2:20.652 P	35.824	38.957	1:05.871	227.8	9:14:08.477
14		1:59.153	32.452	37.039	49.662	231.7	9:25:12.590	12		6:19.324 P	4:01.212	48.631	1:29.481	146.9	9:20:27.801
15		1:58.675	32.379	36.698	49.598	232.2	9:27:11.265								
16		2:04.994 P	32.335	36.765	55.894	231.7	9:29:16.259								



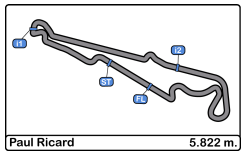


Paul Ricard
Euroformula Open
Free Practice - 1
Best Sectors Results



Sector - 1			Sector - 2			Sector - 3			Ideal Lap vs Best Lap						
Clas	Nº	Driver	Time	Nº	Driver	Time	Nº	Driver	Time	Clas	Nº	Driver	Ideal Lap	Best Lap	Clas
1	19	Noel Leon	32.041	19	Noel Leon	36.289	19	Noel Leon	49.081	1	19	Noel Leon	1:57.411	1:57.517	1
2	23	Bryce Aron	32.320	10	Juju Noda	36.356	10	Juju Noda	49.368	2	10	Juju Noda	1:58.117	1:58.117	2
3	73	Cian Shields	32.335	84	Francesco Simonazzi	36.557	23	Bryce Aron	49.496	3	73	Cian Shields	1:58.631	1:58.675	4
4	84	Francesco Simonazzi	32.354	73	Cian Shields	36.698	73	Cian Shields	49.598	4	23	Bryce Aron	1:58.669	1:58.669	3
5	10	Juju Noda	32.393	23	Bryce Aron	36.853	84	Francesco Simonazzi	49.803	5	84	Francesco Simonazzi	1:58.714	1:58.763	5
6	26	Jakob Bergmeister	32.678	26	Jakob Bergmeister	36.858	26	Jakob Bergmeister	49.931	6	26	Jakob Bergmeister	1:59.467	1:59.654	6
7	6	Vladislav Ryabov	32.769	6	Vladislav Ryabov	36.983	6	Vladislav Ryabov	49.935	7	6	Vladislav Ryabov	1:59.687	1:59.698	7
8	99	Attila Pénzes	33.395	99	Attila Pénzes	37.116	99	Attila Pénzes	50.441	8	99	Attila Pénzes	2:00.952	2:01.110	8





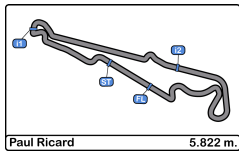
Paul Ricard
Euroformula Open
Free Practice - 1
Best 5 Lap Times



Paul Ricard 5.822 m.

Cls	N°	Driver	Nat	Cat	Cls	Team	Nat	Vehicle	Best 1		Best 2		Best 3		Best 4		Best 5	
									Time	Lap	Time	Lap	Time	Lap	Time	Lap	Time	Lap
1	19	Noel Leon	MEX			Team Motopark	DEU	Dallara F320 Spiess	1:57.517	14	1:58.142	8	1:58.204	13	1:58.673	5	1:58.876	15
2	10	Juju Noda	JPN	R	1	Noda Racing	JPN	Dallara F320 Spiess	1:58.117	15	1:58.599	14	1:58.984	8	1:59.263	13	1:59.508	12
3	23	Bryce Aron	USA			Team Motopark	DEU	Dallara F320 Spiess	1:58.669	15	1:59.089	14	1:59.370	9	1:59.803	7	2:00.005	13
4	73	Cian Shields	GBR			Team Motopark	DEU	Dallara F320 Spiess	1:58.675	15	1:59.153	14	1:59.198	13	1:59.601	8	1:59.844	9
5	84	Francesco	ITA			BVM Racing	ITA	Dallara F320 Spiess	1:58.763	14	1:58.832	17	1:58.922	13	1:59.855	12	2:00.197	9
6	26	Jakob Bergmeister	DEU	R	2	Team Motopark	DEU	Dallara F320 Spiess	1:59.654	7	1:59.655	15	1:59.734	14	1:59.783	8	2:00.052	6
7	6	Vladislav Ryabov	RUS	R	3	CryptoTower Racing	JPN	Dallara F320 Spiess	1:59.698	15	1:59.983	14	2:00.246	9	2:00.803	8	2:00.886	13
8	99	Attila Pénzes	HUN			CryptoTower Racing	JPN	Dallara F320 Spiess	2:01.110	8	2:01.801	9	2:02.349	7	2:05.192	5	2:05.718	6





Paul Ricard
Euroformula Open
Free Practice - 1
Best 5 Top Speeds



Clas	Nº	Driver	Nat	Cat	Cls	Team	Nat	Vehicle	Top 1		Top 2		Top 3		Top 4		Top 5		Avg
									Km/h	Lap	Km/h	Lap	Km/h	Lap	Km/h	Lap	Km/h	Lap	
1	84	Francesco Simonazzi		ITA		BVM Racing		Dallara F320 Spiess	235.2	6	232.2	5	232.2	10	231.7	4	231.7	9	232.6
2	19	Noel Leon		MEX		Team Motopark		Dallara F320 Spiess	233.7	14	233.7	15	233.7	16	233.2	13	231.7	9	233.2
3	10	Juju Noda		JPN	R 1	Noda Racing		Dallara F320 Spiess	232.7	9	232.7	14	232.7	15	232.7	16	232.2	8	232.6
4	6	Vladislav Ryabov		IND	R 2	CryptoTower Racing Team		Dallara F320 Spiess	232.2	6	229.7	9	229.7	10	229.7	16	229.2	7	230.1
5	73	Cian Shields		GBR		Team Motopark		Dallara F320 Spiess	232.2	15	231.7	14	231.7	16	231.2	8	231.2	9	231.6
6	23	Bryce Aron		USA		Team Motopark		Dallara F320 Spiess	231.7	15	231.2	16	230.7	14	230.2	10	229.7	6	230.7
7	99	Attila Péntzes		HUN		CryptoTower Racing Team		Dallara F320 Spiess	231.7	8	231.7	9	230.7	7	228.8	6	228.3	5	230.2
8	26	Jakob Bergmeister		DEU	R 3	Team Motopark		Dallara F320 Spiess	230.7	8	230.7	9	230.7	15	230.2	7	230.2	16	230.5





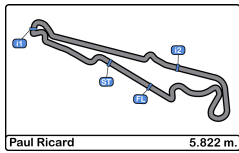
Paul Ricard
Euroformula Open
Free Practice - 1
Fastest Laps Sequence



Paul Ricard 5.822 m

Lap	Time of Day	Session Time	Nº Driver	Nat	Cat	Team	Nat	Vehicle	Time	Km/h
2	8:53:57.096	6:57.096	10 Juju Noda		JPN	R Noda Racing		JPN Dallara F320 Spiess	2:16.935	153.0
3	8:56:05.059	9:05.059	10 Juju Noda		JPN	R Noda Racing		JPN Dallara F320 Spiess	2:07.963	163.7
3	8:56:27.922	9:27.922	84 Francesco Simonazzi		ITA	BVM Racing		ITA Dallara F320 Spiess	2:01.410	172.6
4	8:58:29.041	11:29.041	84 Francesco Simonazzi		ITA	BVM Racing		ITA Dallara F320 Spiess	2:01.119	173.0
4	8:59:12.648	12:12.648	23 Bryce Aron		USA	Team Motopark		DEU Dallara F320 Spiess	2:00.905	173.3
4	9:00:14.454	13:14.454	19 Noel Leon		MEX	Team Motopark		DEU Dallara F320 Spiess	1:59.293	175.6
5	9:02:13.127	15:13.127	19 Noel Leon		MEX	Team Motopark		DEU Dallara F320 Spiess	1:58.673	176.6
8	9:08:16.520	21:16.520	19 Noel Leon		MEX	Team Motopark		DEU Dallara F320 Spiess	1:58.142	177.4
14	9:25:42.359	38:42.359	19 Noel Leon		MEX	Team Motopark		DEU Dallara F320 Spiess	1:57.517	178.3



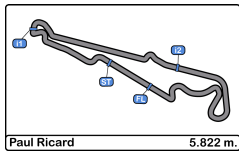


Paul Ricard
Euroformula Open
Free Practice - 1
Event Best Maximum Speed



N°	Driver	Nat	Cat	Clas	Team	Nat	Vehicle	Km/h	Session
84	Francesco Simonazzi		ITA		BVM Racing		Dallara F320 Spiess	235.2	Free Practice - 1
19	Noel Leon		MEX		Team Motopark		Dallara F320 Spiess	233.7	Free Practice - 1
10	Juju Noda		JPN	R 1	Noda Racing		Dallara F320 Spiess	232.7	Free Practice - 1
6	Vladislav Ryabov		RUS	R 2	CryptoTower Racing Team		Dallara F320 Spiess	232.2	Free Practice - 1
73	Cian Shields		GBR		Team Motopark		Dallara F320 Spiess	232.2	Free Practice - 1
99	Attila Pénzes		HUN		CryptoTower Racing Team		Dallara F320 Spiess	231.7	Free Practice - 1
23	Bryce Aron		USA		Team Motopark		Dallara F320 Spiess	231.7	Free Practice - 1
26	Jakob Bergmeister		DEU	R 3	Team Motopark		Dallara F320 Spiess	230.7	Free Practice - 1





Paul Ricard
Euroformula Open
Free Practice - 1
Pit Stop Analysis



6 Vladislav Ryabov Dallara F320 Spiess

Rookie CryptoTower Racing Team

N°	In Day Time	In Time	Out Time	Pit Time	T. Pit Time	Handicap	Diff.
1	8:50:28.247	8:50:28.247	8:53:37.438	3:09.191	3:09.191		
2	8:55:43.728	8:55:43.728	8:56:16.501	32.773	3:41.964		
3	9:12:37.588	9:12:37.588	9:14:02.264	1:24.676	5:06.640		
4	9:16:09.186	9:16:09.186	9:19:27.827	3:18.641	8:25.281		

10 Juju Noda Dallara F320 Spiess

Rookie Noda Racing

N°	In Day Time	In Time	Out Time	Pit Time	T. Pit Time	Handicap	Diff.
1	9:08:11.791	9:08:11.791	9:16:24.300	8:12.509	8:12.509		

19 Noel Leon Dallara F320 Spiess

Team Motopark

N°	In Day Time	In Time	Out Time	Pit Time	T. Pit Time	Handicap	Diff.
1	8:50:46.655	8:50:46.655	8:53:29.248	2:42.593	2:42.593		
2	8:55:34.678	8:55:34.678	8:56:06.328	31.650	3:14.243		
3	9:10:25.137	9:10:25.137	9:14:52.557	4:27.420	7:41.663		
4	9:17:03.758	9:17:03.758	9:17:35.402	31.644	8:13.307		

23 Bryce Aron Dallara F320 Spiess

Team Motopark

N°	In Day Time	In Time	Out Time	Pit Time	T. Pit Time	Handicap	Diff.
1	8:49:45.397	8:49:45.397	8:52:20.621	2:35.224	2:35.224		
2	8:54:31.107	8:54:31.107	8:55:01.732	30.625	3:05.849		
3	9:11:17.262	9:11:17.262	9:16:57.047	5:39.785	8:45.634		
4	9:19:03.159	9:19:03.159	9:19:31.982	28.823	9:14.457		

26 Jakob Bergmeister Dallara F320 Spiess

Rookie Team Motopark

N°	In Day Time	In Time	Out Time	Pit Time	T. Pit Time	Handicap	Diff.
1	8:50:24.823	8:50:24.823	8:53:30.861	3:06.038	3:06.038		
2	9:09:50.040	9:09:50.040	9:11:24.945	1:34.905	4:40.943		
3	9:13:37.790	9:13:37.790	9:16:48.916	3:11.126	7:52.069		

73 Cian Shields Dallara F320 Spiess

Team Motopark

N°	In Day Time	In Time	Out Time	Pit Time	T. Pit Time	Handicap	Diff.
1	8:52:00.770	8:52:00.770	8:54:17.655	2:16.885	2:16.885		
2	9:12:54.115	9:12:54.115	9:16:59.233	4:05.118	6:22.003		

84 Francesco Simonazzi Dallara F320 Spiess

BVM Racing

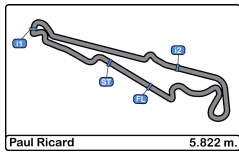
N°	In Day Time	In Time	Out Time	Pit Time	T. Pit Time	Handicap	Diff.
1	8:50:10.348	8:50:10.348	8:52:23.693	2:13.345	2:13.345		
2	9:10:45.775	9:10:45.775	9:14:09.035	3:23.260	5:36.605		

99 Attila Péntzes Dallara F320 Spiess

CryptoTower Racing Team

N°	In Day Time	In Time	Out Time	Pit Time	T. Pit Time	Handicap	Diff.
1	8:51:14.460	8:51:14.460	8:52:35.786	1:21.326	1:21.326		
2	9:13:55.795	9:13:55.795	9:17:31.157	3:35.362	4:56.688		

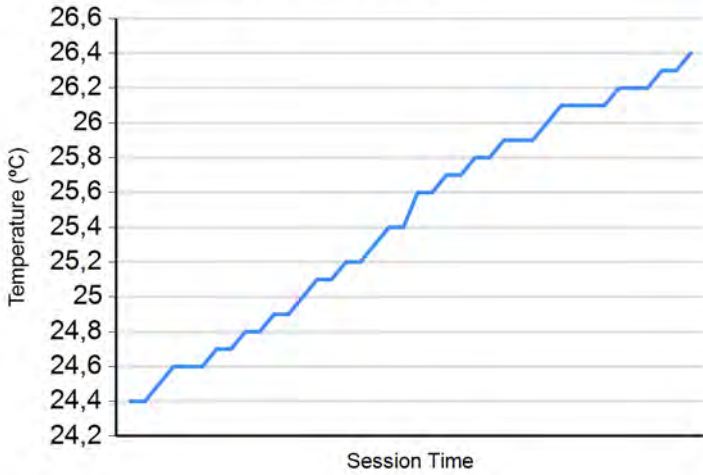




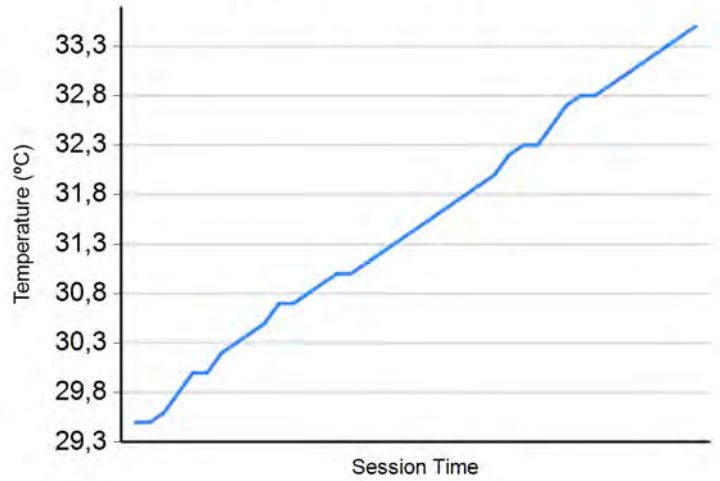
Paul Ricard
Euroformula Open
Free Practice - 1
Weather Report



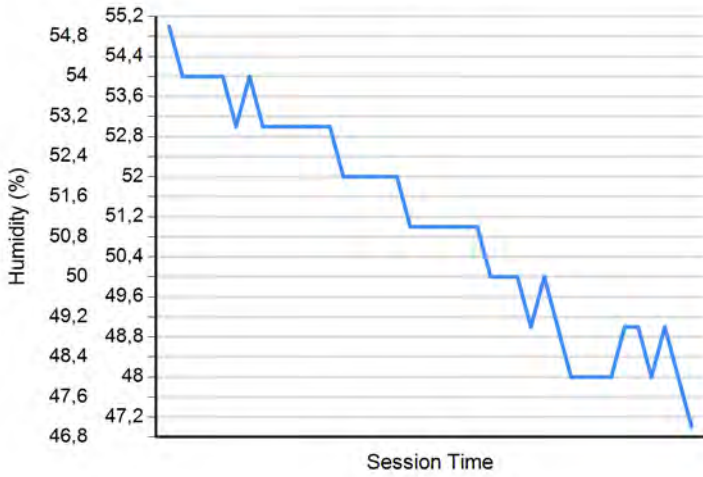
Air Temperature



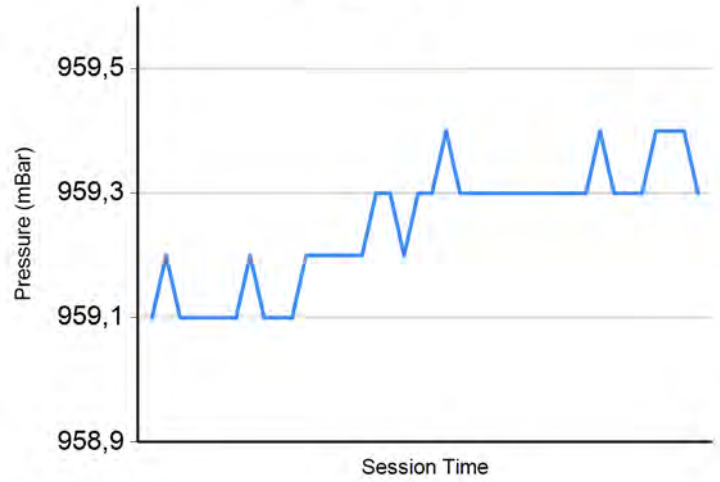
Track Temperature



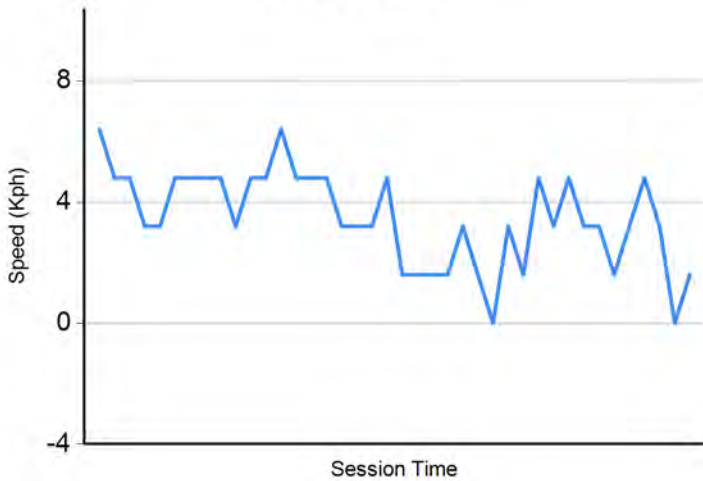
Humidity



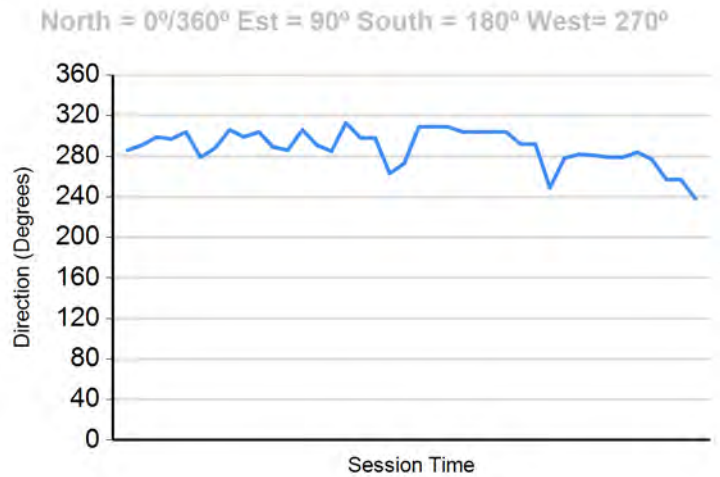
Pressure

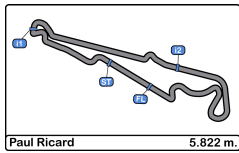


Wind Speed



Wind direction





Paul Ricard
Euroformula Open
Free Practice - 2
Provisional Results



Clas	Nº	Driver	Nat	Cat	Clas	Team	Nat	Vehicle	Laps	Best	Time	Gap	Interval	Km/h
1	19	Noel Leon	MEX			Team Motopark	DEU	Dallara F320 Spiess	18	7	1:57.286			178.7
2	10	Juju Noda	JPN	R	1	Noda Racing	JPN	Dallara F320 Spiess	16	15	1:57.767	0.481	0.481	177.9
3	23	Bryce Aron	USA			Team Motopark	DEU	Dallara F320 Spiess	19	18	1:57.768	0.482	0.001	177.9
4	26	Jakob Bergmeister	DEU	R	2	Team Motopark	DEU	Dallara F320 Spiess	16	14	1:57.942	0.656	0.174	177.7
5	73	Cian Shields	GBR			Team Motopark	DEU	Dallara F320 Spiess	19	17	1:57.957	0.671	0.015	177.6
6	84	Francesco Simonazzi	ITA			BVM Racing	ITA	Dallara F320 Spiess	14	11	1:58.297	1.011	0.340	177.1
7	6	Vladislav Ryabov	RUS	R	3	CryptoTower Racing Team	JPN	Dallara F320 Spiess	16	14	1:58.460	1.174	0.163	176.9
8	99	Attila Pénzes	HUN			CryptoTower Racing Team	JPN	Dallara F320 Spiess	10	8	2:02.313	5.027	3.853	171.3

Published at:.....


Track Temp: 50.0 °C Air Temp: 30.8 °C Humidity: 36 % Track Status: DRY

Race Director:

Neus Santamaría Sanromà

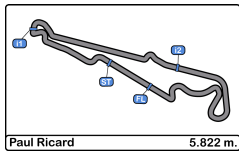
DPB-0819-ESP/CAT

Timekeeper:


 Luis Garcia

JOB-1605-ESP/M





Paul Ricard
Euroformula Open
Free Practice - 2
Provisional Results by Category



Paul Ricard 5.822 m.

Rookie														
Clas	Nº	Driver	Nat	Cat	Clas	Team	Nat	Vehicle	Laps	Best	Time	Gap	Interval	Km/h
1	10	Juju Noda		R	1	Noda Racing		Dallara F320 Spiess	16	15	1:57.767			177.9
2	26	Jakob Bergmeister		R	2	Team Motopark		Dallara F320 Spiess	16	14	1:57.942	0.175	0.175	177.7
3	6	Vladislav Ryabov		R	3	CryptoTower Racing Team		Dallara F320 Spiess	16	14	1:58.460	0.693	0.518	176.9
Clas	Nº	Driver	Nat	Cat	Clas	Team	Nat	Vehicle	Laps	Best	Time	Gap	Interval	Km/h
1	19	Noel Leon				Team Motopark		Dallara F320 Spiess	18	7	1:57.286			178.7
2	23	Bryce Aron				Team Motopark		Dallara F320 Spiess	19	18	1:57.768	0.482	0.482	177.9
3	73	Cian Shields				Team Motopark		Dallara F320 Spiess	19	17	1:57.957	0.671	0.189	177.6
4	84	Francesco Simonazzi				BVM Racing		Dallara F320 Spiess	14	11	1:58.297	1.011	0.340	177.1
5	99	Attila Pénzes				CryptoTower Racing Team		Dallara F320 Spiess	10	8	2:02.313	5.027	4.016	171.3

Published at:.....

Track Temp: 50.0 °C Air Temp: 30.8 °C Humidity: 36 % Track Status: DRY

Race Director:

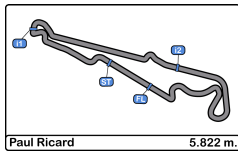
Neus Santamaría Sanromà

DPB-0819-ESP/CAT

Timekeeper:

Luis Garcia
 JOB-1605-ESP/M





Paul Ricard
Euroformula Open
Free Practice - 2
Lap Analysis



6 Vladislav Ryabov Dallara F320 Spiess **19** Noel Leon Dallara F320 Spiess

Rookie

CryptoTower Racing Team

Team Motopark

Lap	D	Time	Sector 1	Sector 2	Sector 3	T. Spd	Elapsed	Lap	D	Time	Sector 1	Sector 2	Sector 3	T. Spd	Elapsed
1		14:45:42.735 P	14:44:04.213	38.428	1:00.094	111.3	14:45:42.735	1		14:43:51.343 P	14:42:10.091	37.803	1:03.449	141.7	14:43:51.343
2		2:28.980	1:01.282	37.303	50.395	141.5	14:48:11.715	2		2:41.049	1:07.758	37.657	55.634	140.9	14:46:32.392
3		2:00.764	33.297	37.246	50.221	226.4	14:50:12.479	3		1:58.447	32.516	36.745	49.186	225.9	14:48:30.839
4		2:00.490	33.091	37.345	50.054	226.4	14:52:12.969	4		1:57.958	32.357	36.380	49.221	227.8	14:50:28.797
5		1:59.718	32.819	37.078	49.821	225.9	14:54:12.687	5		1:57.894	32.130	36.441	49.323	228.3	14:52:26.691
6		1:59.448	32.730	36.990	49.728	226.8	14:56:12.135	6		1:57.574	32.198	36.275	49.101	228.8	14:54:24.265
7		2:00.053	32.761	37.232	50.060	227.3	14:58:12.188	7		1:57.286	32.068	36.359	48.859	229.7	14:56:21.551
8		2:00.088	32.820	37.136	50.132	226.8	15:00:12.276	8		1:58.343	32.010	36.452	49.881	230.7	14:58:19.894
9		2:10.269 P	32.982	37.197	1:00.090	226.8	15:02:22.545	9		1:57.532	32.154	36.407	48.971	229.2	15:00:17.426
10		9:21.086	7:52.348	38.021	50.717	125.4	15:11:43.631	10		1:57.540	32.052	36.463	49.025	230.7	15:02:14.966
11		1:59.298	32.910	36.820	49.568	225.9	15:13:42.929	11		1:57.741	32.212	36.462	49.067	229.7	15:04:12.707
12		1:58.496	32.502	36.634	49.360	225.4	15:15:41.425	12		1:57.852	32.364	36.356	49.132	229.2	15:06:10.559
13		1:58.699	32.348	36.816	49.535	226.8	15:17:40.124	13		2:09.543 P	32.841	37.862	58.840	228.3	15:08:20.102
14		1:58.460	32.465	36.612	49.383	226.8	15:19:38.584	14		7:41.748	6:12.058	37.885	51.805	143.4	15:16:01.850
15		1:58.724	32.347	36.644	49.733	227.3	15:21:37.308	15		2:00.593	33.043	37.149	50.401	226.4	15:18:02.443
16		2:16.197 P	36.329	38.400	1:01.468	225.9	15:23:53.505	16		1:58.018	32.532	36.494	48.992	228.8	15:20:00.461
17								17		1:57.631	32.261	36.342	49.028	227.8	15:21:58.092
18								18		2:15.365 P	32.029	36.297	1:07.039	227.3	15:24:13.457

10 Juju Noda Dallara F320 Spiess **23** Bryce Aron Dallara F320 Spiess

Rookie

Noda Racing

Bryce Aron

Dallara F320 Spiess

Lap	D	Time	Sector 1	Sector 2	Sector 3	T. Spd	Elapsed	Lap	D	Time	Sector 1	Sector 2	Sector 3	T. Spd	Elapsed
1		14:44:07.171 P	14:42:17.549	44.972	1:04.650	127.0	14:44:07.171								
2		3:00.987 P	1:19.586	39.745	1:01.656	143.0	14:47:08.158								
3		2:39.186	1:09.369	38.461	51.356	139.8	14:49:47.344	1		14:43:36.713	14:42:02.862	39.930	53.921	146.1	14:43:36.713
4		2:01.140	33.475	37.251	50.414	228.3	14:51:48.484	2		2:00.145	33.003	36.947	50.195	225.4	14:45:36.858
5		1:59.749	33.179	36.571	49.999	228.8	14:53:48.233	3		1:58.828	32.459	36.799	49.570	226.4	14:47:35.686
6		1:59.351	32.648	36.512	50.191	229.7	14:55:47.584	4		1:59.003	32.553	36.782	49.668	228.3	14:49:34.689
7		7:34.487 P	32.755	36.697	6:25.035	230.2	15:03:22.071	5		1:58.709	32.370	36.733	49.606	228.3	14:51:33.398
8		2:24.925	53.973	39.069	51.883	122.1	15:05:46.996	6		1:58.919	32.576	36.803	49.540	227.8	14:53:32.317
9		2:01.819	33.516	37.488	50.815	226.8	15:07:48.815	7		1:59.327	33.380	36.609	49.338	228.3	14:55:31.644
10		2:00.272	33.544	36.737	49.991	228.8	15:09:49.087	8		1:58.543	32.472	36.753	49.318	228.3	14:57:30.187
11		1:58.555	32.681	36.474	49.400	229.2	15:11:47.642	9		1:58.058	32.282	36.530	49.246	227.3	14:59:28.245
12		2:05.060	36.244	37.725	51.091	230.7	15:13:52.702	10		1:58.665	32.310	36.702	49.653	228.3	15:01:26.910
13		1:58.505	32.769	36.392	49.344	228.8	15:15:51.207	11		1:58.751	32.508	36.676	49.567	228.3	15:03:25.661
14		1:58.684	32.466	36.725	49.493	230.2	15:17:49.891	12		1:57.839	32.137	36.659	49.043	229.2	15:05:23.500
15		1:57.767	32.304	36.164	49.299	231.2	15:19:47.658	13		2:10.703 P	32.434	37.301	1:00.968	228.3	15:07:34.203
16		1:57.790	32.331	36.220	49.239	230.7	15:21:45.448	14		5:36.862	4:05.305	38.565	52.992	133.0	15:13:11.065
17			35.353	37.673		230.7		15		1:58.681	32.704	36.602	49.375	225.4	15:15:09.746
								16		1:57.777	32.077	36.622	49.078	228.8	15:17:07.523
								17		1:57.814	32.238	36.552	49.024	228.3	15:19:05.337
								18		1:57.768	32.141	36.491	49.136	229.2	15:21:03.105
								19		2:10.203 P	32.748	36.490	1:00.965	227.3	15:23:13.308





Paul Ricard
Euroformula Open
Free Practice - 2
Lap Analysis



26

Jakob Bergmeister

Dallara F320 Spiess **84**

Francesco Simonazzi

Dallara F320 Spiess

Rookie

Team Motopark

BVM Racing

Lap	D	Time	Sector 1	Sector 2	Sector 3	T. Spd	Elapsed	Lap	D	Time	Sector 1	Sector 2	Sector 3	T. Spd	Elapsed
1		14:44:17.734	14:42:43.085	41.593	53.056	138.8	14:44:17.734	1		14:43:35.364 P	14:41:50.106	39.483	1:05.775	106.9	14:43:35.364
2		2:02.123	34.307	37.564	50.252	218.1	14:46:19.857	2		2:46.342 P	1:06.491	38.488	1:01.363	143.0	14:46:21.706
3		1:59.445	33.000	36.870	49.575	226.4	14:48:19.302	3		8:27.449 P	6:52.672	36.841	57.936	112.9	14:54:49.155
4		1:59.337	32.818	36.838	49.681	228.8	14:50:18.639	4		4:22.581	2:54.089	37.525	50.967	144.1	14:59:11.736
5		1:59.235	32.807	36.829	49.599	227.8	14:52:17.874	5		1:59.711	32.977	36.679	50.055	224.5	15:01:11.447
6		1:59.377	32.721	36.953	49.703	228.3	14:54:17.251	6		1:58.771	32.486	36.699	49.586	225.4	15:03:10.218
7		1:58.926	32.652	36.584	49.690	228.8	14:56:16.177	7		1:58.596	32.315	36.636	49.645	227.3	15:05:08.814
8		2:12.206 P	32.965	36.876	1:02.365	229.2	14:58:28.383	8		2:23.217	38.273	49.067	55.877	225.9	15:07:32.031
9		11:26.899 P	9:43.929	39.008	1:03.962	129.4	15:09:55.282	9		2:14.748 P	32.513	36.699	1:05.536	225.9	15:09:46.779
10		2:37.168	1:08.262	37.973	50.933	151.2	15:12:32.450	10		6:46.793	5:16.781	37.639	52.373	128.7	15:16:33.572
11		2:03.624	32.996	36.805	53.823	227.3	15:14:36.074	11		1:58.297	32.422	36.522	49.353	225.4	15:18:31.869
12		2:02.518	32.676	37.780	52.062	228.8	15:16:38.592	12		1:58.305	32.288	36.576	49.441	228.8	15:20:30.174
13		1:58.449	32.422	36.601	49.426	227.3	15:18:37.041	13		1:58.330	32.199	36.660	49.471	226.4	15:22:28.504
14		1:57.942	32.240	36.462	49.240	229.7	15:20:34.983	14		2:08.200 P	32.539	36.509	59.152	227.3	15:24:36.704
15		1:58.076	32.332	36.464	49.280	228.8	15:22:33.059								
16		2:10.839 P	32.732	36.659	1:01.448	229.2	15:24:43.898								

99

Attila Pénzes

Dallara F320 Spiess

CryptoTower Racing Team

73

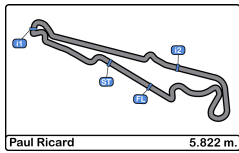
Cian Shields

Dallara F320 Spiess

Team Motopark

Lap	D	Time	Sector 1	Sector 2	Sector 3	T. Spd	Elapsed	Lap	D	Time	Sector 1	Sector 2	Sector 3	T. Spd	Elapsed
1		14:44:30.438 P	14:42:40.610	44.939	1:04.889	130.7	14:44:30.438	1		14:44:30.438 P	14:42:40.610	44.939	1:04.889	130.7	14:44:30.438
2		2:47.084	1:11.673	40.697	54.714	140.0	14:47:17.522	2		2:47.084	1:11.673	40.697	54.714	140.0	14:47:17.522
3		2:04.669	35.215	37.940	51.514	222.6	14:49:22.191	3		2:04.669	35.215	37.940	51.514	222.6	14:49:22.191
4		2:02.943	34.536	37.317	51.090	225.4	14:51:25.134	4		2:02.943	34.536	37.317	51.090	225.4	14:51:25.134
5		2:05.620	34.697	38.405	52.518	225.0	14:53:30.754	5		2:05.620	34.697	38.405	52.518	225.0	14:53:30.754
6		2:16.502	38.898	40.421	57.183	212.5	14:55:47.256	6		2:16.502	38.898	40.421	57.183	212.5	14:55:47.256
7		2:05.055	35.581	37.620	51.854	207.6	14:57:52.311	7		2:05.055	35.581	37.620	51.854	207.6	14:57:52.311
8		2:02.313	34.380	37.338	50.595	225.4	14:59:54.624	8		2:02.313	34.380	37.338	50.595	225.4	14:59:54.624
9		2:17.676 P	35.986	38.079	1:03.611	225.4	15:02:12.300	9		2:17.676 P	35.986	38.079	1:03.611	225.4	15:02:12.300
10		6:46.425 P	4:46.360	39.397	1:20.668	143.4	15:08:58.725	10		6:46.425 P	4:46.360	39.397	1:20.668	143.4	15:08:58.725
11		1:57.989	32.288	36.563	49.138	228.8	15:04:15.452								
12		1:57.994	32.347	36.532	49.115	228.3	15:06:13.446								
13		2:16.877 P	35.026	37.789	1:04.062	228.3	15:08:30.323								
14		6:01.369	4:29.368	39.111	52.890	145.9	15:14:31.692								
15		2:10.294	35.662	37.510	57.122	218.1	15:16:41.986								
16		1:58.316	32.384	36.569	49.363	226.4	15:18:40.302								
17		1:57.957	32.157	36.536	49.264	230.2	15:20:38.259								
18		1:58.310	32.226	36.639	49.445	228.8	15:22:36.569								
19		2:37.991 P	42.751	49.455	1:05.785	185.5	15:25:14.560								



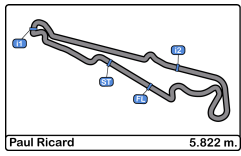


Paul Ricard
Euroformula Open
Free Practice - 2
Best Sectors Results



Sector - 1			Sector - 2			Sector - 3			Ideal Lap vs Best Lap						
Clas	Nº	Driver	Time	Nº	Driver	Time	Nº	Driver	Time	Clas	Nº	Driver	Ideal Lap	Best Lap	Clas
1	19	Noel Leon	32.010	10	Juju Noda	36.164	19	Noel Leon	48.859	1	19	Noel Leon	1:57.144	1:57.286	1
2	23	Bryce Aron	32.077	19	Noel Leon	36.275	23	Bryce Aron	49.024	2	23	Bryce Aron	1:57.591	1:57.768	3
3	73	Cian Shields	32.157	26	Jakob Bergmeister	36.462	73	Cian Shields	49.115	3	10	Juju Noda	1:57.707	1:57.767	2
4	84	Francesco Simonazzi	32.199	73	Cian Shields	36.476	10	Juju Noda	49.239	4	73	Cian Shields	1:57.748	1:57.957	5
5	26	Jakob Bergmeister	32.240	23	Bryce Aron	36.490	26	Jakob Bergmeister	49.240	5	26	Jakob Bergmeister	1:57.942	1:57.942	4
6	10	Juju Noda	32.304	84	Francesco Simonazzi	36.509	84	Francesco Simonazzi	49.353	6	84	Francesco Simonazzi	1:58.061	1:58.297	6
7	6	Vladislav Ryabov	32.347	6	Vladislav Ryabov	36.612	6	Vladislav Ryabov	49.360	7	6	Vladislav Ryabov	1:58.319	1:58.460	7
8	99	Attila Pénzes	34.380	99	Attila Pénzes	37.317	99	Attila Pénzes	50.595	8	99	Attila Pénzes	2:02.292	2:02.313	8



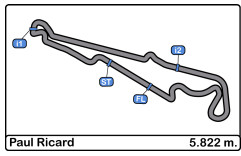


Paul Ricard
Euroformula Open
Free Practice - 2
Best 5 Lap Times



Cls	N°	Driver	Nat	Cat	Cls	Team	Nat	Vehicle	Best 1		Best 2		Best 3		Best 4		Best 5	
									Time	Lap	Time	Lap	Time	Lap	Time	Lap	Time	Lap
1	19	Noel Leon	MEX			Team Motopark	DEU	Dallara F320 Spiess	1:57.286	7	1:57.532	9	1:57.540	10	1:57.574	6	1:57.631	17
2	10	Juju Noda	JPN	R	1	Noda Racing	JPN	Dallara F320 Spiess	1:57.767	15	1:57.790	16	1:58.505	13	1:58.555	11	1:58.684	14
3	23	Bryce Aron	USA			Team Motopark	DEU	Dallara F320 Spiess	1:57.768	18	1:57.777	16	1:57.814	17	1:57.839	12	1:58.058	9
4	26	Jakob Bergmeister	DEU	R	2	Team Motopark	DEU	Dallara F320 Spiess	1:57.942	14	1:58.076	15	1:58.449	13	1:58.926	7	1:59.235	5
5	73	Cian Shields	GBR			Team Motopark	DEU	Dallara F320 Spiess	1:57.957	17	1:57.989	11	1:57.994	12	1:58.310	18	1:58.316	16
6	84	Francesco	ITA			BVM Racing	ITA	Dallara F320 Spiess	1:58.297	11	1:58.305	12	1:58.330	13	1:58.596	7	1:58.771	6
7	6	Vladislav Ryabov	RUS	R	3	CryptoTower Racing	JPN	Dallara F320 Spiess	1:58.460	14	1:58.496	12	1:58.699	13	1:58.724	15	1:59.298	11
8	99	Attila Pénzes	HUN			CryptoTower Racing	JPN	Dallara F320 Spiess	2:02.313	8	2:02.943	4	2:04.669	3	2:05.055	7	2:05.620	5



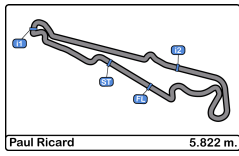


Paul Ricard
Euroformula Open
Free Practice - 2
Best 5 Top Speeds



Clas	Nº	Driver	Nat	Cat	Cls	Team	Nat	Vehicle	Top 1		Top 2		Top 3		Top 4		Top 5		Avg
									Km/h	Lap	Km/h	Lap	Km/h	Lap	Km/h	Lap	Km/h	Lap	
1	10	Juju Noda		R	1	Noda Racing		Dallara F320 Spiess	231.2	15	230.7	12	230.7	16	230.7	17	230.2	7	230.7
2	19	Noel Leon				Team Motopark		Dallara F320 Spiess	230.7	8	230.7	10	229.7	7	229.7	11	229.2	9	230.0
3	73	Cian Shields				Team Motopark		Dallara F320 Spiess	230.2	17	228.8	11	228.8	18	228.3	9	228.3	10	228.9
4	26	Jakob Bergmeister		R	2	Team Motopark		Dallara F320 Spiess	229.7	14	229.2	8	229.2	16	228.8	4	228.8	7	229.2
5	23	Bryce Aron				Team Motopark		Dallara F320 Spiess	229.2	12	229.2	18	228.8	16	228.3	4	228.3	5	228.8
6	84	Francesco Simonazzi				BVM Racing		Dallara F320 Spiess	228.8	12	227.3	7	227.3	14	226.4	13	225.9	8	227.1
7	6	Vladislav Ryabov		R	3	CryptoTower Racing Team		Dallara F320 Spiess	227.3	7	227.3	15	226.8	6	226.8	8	226.8	9	227.0
8	99	Attila Péntes				CryptoTower Racing Team		Dallara F320 Spiess	225.4	4	225.4	8	225.4	9	225.0	5	222.6	3	224.8



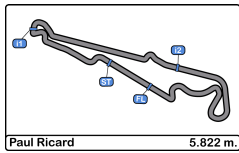


Paul Ricard
Euroformula Open
Free Practice - 2
Fastest Laps Sequence



Lap	Time of Day	Session Time	Nº Driver	Nat	Cat	Team	Nat	Vehicle	Time	Km/h
2	14:45:36.858	4:36.858	23 Bryce Aron		USA	Team Motopark		Dallara F320 Spiess	2:00.145	174.4
3	14:47:35.686	6:35.686	23 Bryce Aron		USA	Team Motopark		Dallara F320 Spiess	1:58.828	176.3
3	14:48:30.839	7:30.839	19 Noel Leon		MEX	Team Motopark		Dallara F320 Spiess	1:58.447	176.9
4	14:50:28.797	9:28.797	19 Noel Leon		MEX	Team Motopark		Dallara F320 Spiess	1:57.958	177.6
5	14:52:26.691	11:26.691	19 Noel Leon		MEX	Team Motopark		Dallara F320 Spiess	1:57.894	177.7
6	14:54:24.265	13:24.265	19 Noel Leon		MEX	Team Motopark		Dallara F320 Spiess	1:57.574	178.2
7	14:56:21.551	15:21.551	19 Noel Leon		MEX	Team Motopark		Dallara F320 Spiess	1:57.286	178.7



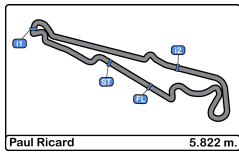


Paul Ricard
Euroformula Open
Free Practice - 2
Event Best Maximum Speed



N°	Driver	Nat	Cat	Clas	Team	Nat	Vehicle	Km/h	Session
84	Francesco Simonazzi	ITA			BVM Racing	ITA	Dallara F320 Spiess	235.2	Free Practice - 1
19	Noel Leon	MEX			Team Motopark	DEU	Dallara F320 Spiess	233.7	Free Practice - 1
10	Juju Noda	JPN	R	1	Noda Racing	JPN	Dallara F320 Spiess	232.7	Free Practice - 1
6	Vladislav Ryabov	RUS	R	2	CryptoTower Racing Team	JPN	Dallara F320 Spiess	232.2	Free Practice - 1
73	Cian Shields	GBR			Team Motopark	DEU	Dallara F320 Spiess	232.2	Free Practice - 1
99	Attila Pénzes	HUN			CryptoTower Racing Team	JPN	Dallara F320 Spiess	231.7	Free Practice - 1
23	Bryce Aron	USA			Team Motopark	DEU	Dallara F320 Spiess	231.7	Free Practice - 1
26	Jakob Bergmeister	DEU	R	3	Team Motopark	DEU	Dallara F320 Spiess	230.7	Free Practice - 1





Paul Ricard
Euroformula Open
Free Practice - 2
Pit Stop Analysis



6 Vladislav Ryabov Dallara F320 Spiess
Rookie CryptoTower Racing Team

N°	In Day Time	In Time	Out Time	Pit Time	T. Pit Time	Handicap	Diff.
1	14:45:33.926	14:45:33.926	14:46:02.858	28.932	28.932		
2	15:02:12.748	15:02:12.748	15:09:39.844	7:27.096	7:56.028		

10 Juju Noda Dallara F320 Spiess
Rookie Noda Racing

N°	In Day Time	In Time	Out Time	Pit Time	T. Pit Time	Handicap	Diff.
1	14:43:57.953	14:43:57.953	14:44:31.883	33.930	33.930		
2	14:46:58.596	14:46:58.596	14:47:27.983	29.387	1:03.317		
3	14:57:50.147	14:57:50.147	15:03:39.302	5:49.155	6:52.472		

19 Noel Leon Dallara F320 Spiess
Team Motopark

N°	In Day Time	In Time	Out Time	Pit Time	T. Pit Time	Handicap	Diff.
1	14:43:41.699	14:43:41.699	14:44:14.632	32.933	32.933		
2	15:08:12.253	15:08:12.253	15:13:57.689	5:45.436	6:18.369		

23 Bryce Aron Dallara F320 Spiess
Team Motopark

N°	In Day Time	In Time	Out Time	Pit Time	T. Pit Time	Handicap	Diff.
1	15:07:23.192	15:07:23.192	15:11:03.933	3:40.741	3:40.741		

26 Jakob Bergmeister Dallara F320 Spiess
Rookie Team Motopark

N°	In Day Time	In Time	Out Time	Pit Time	T. Pit Time	Handicap	Diff.
1	14:58:16.933	14:58:16.933	15:07:35.432	9:18.499	9:18.499		
2	15:09:44.359	15:09:44.359	15:10:30.309	45.950	10:04.449		

73 Cian Shields Dallara F320 Spiess
Team Motopark

N°	In Day Time	In Time	Out Time	Pit Time	T. Pit Time	Handicap	Diff.
1	15:08:18.892	15:08:18.892	15:12:23.131	4:04.239	4:04.239		

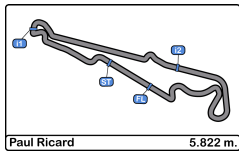
84 Francesco Simonazzi Dallara F320 Spiess
BVM Racing

N°	In Day Time	In Time	Out Time	Pit Time	T. Pit Time	Handicap	Diff.
1	14:43:25.406	14:43:25.406	14:43:59.192	33.786	33.786		
2	14:46:11.733	14:46:11.733	14:52:40.056	6:28.323	7:02.109		
3	14:54:40.013	14:54:40.013	14:57:08.401	2:28.388	9:30.497		
4	15:09:37.773	15:09:37.773	15:14:28.302	4:50.529	14:21.026		

99 Attila Péntzes Dallara F320 Spiess
CryptoTower Racing Team

N°	In Day Time	In Time	Out Time	Pit Time	T. Pit Time	Handicap	Diff.
1	14:44:21.640	14:44:21.640	14:44:55.791	34.151	34.151		
2	15:02:01.314	15:02:01.314	15:06:22.375	4:21.061	4:55.212		

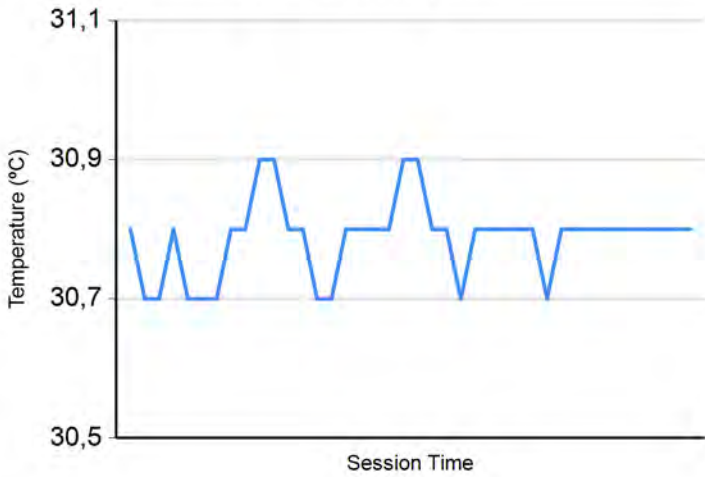




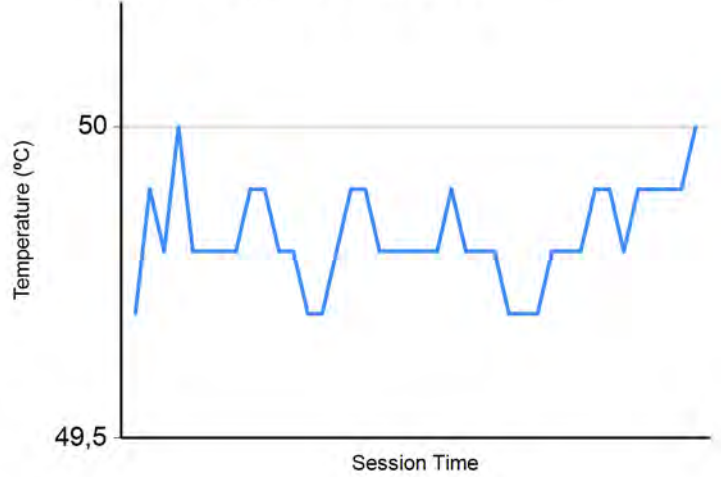
Paul Ricard
Euroformula Open
Free Practice - 2
Weather Report



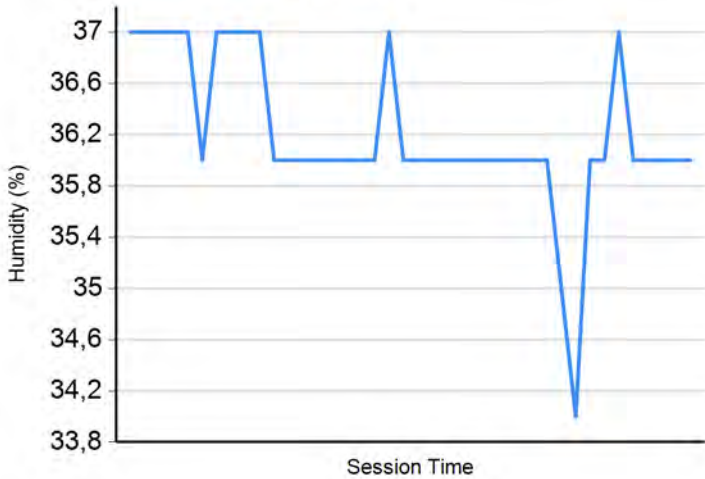
Air Temperature



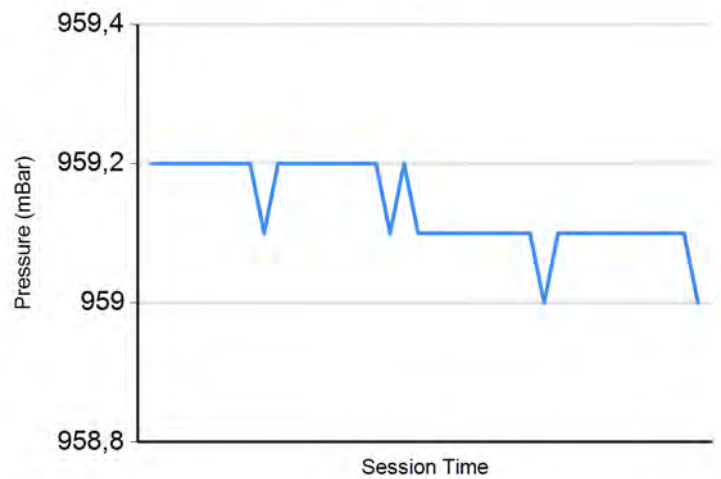
Track Temperature



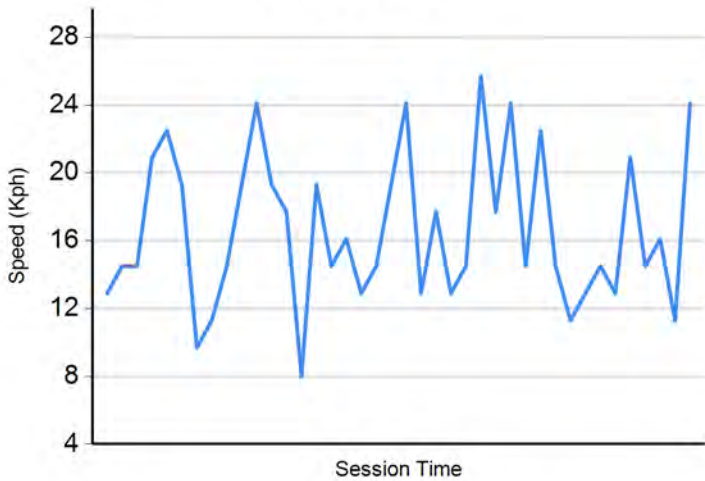
Humidity



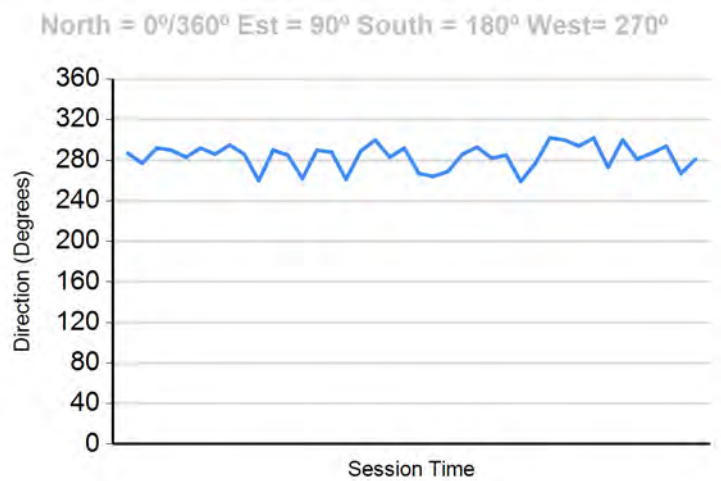
Pressure

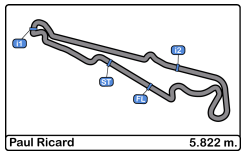


Wind Speed



Wind direction





Paul Ricard
Euroformula Open
Free Practice - 1 - 2
Combined Results



Paul Ricard 5.822 m.

Cls	Nº	Driver	Nat	Cat	Clas	Team	Nat	Vehicle	Laps	FP1	FP2	Best	Gap	Interval	Km/h		
1	19	Noel Leon	MEX			Team Motopark	DEU	Dallara F320 Spiess	34	1:57.517	14	1:57.286	7	1:57.286	178.7		
2	10	Juju Noda	JPN	R	1	Noda Racing	JPN	Dallara F320 Spiess	31	1:58.117	15	1:57.767	15	1:57.767	0.481	0.481	177.9
3	23	Bryce Aron	USA			Team Motopark	DEU	Dallara F320 Spiess	35	1:58.669	15	1:57.768	18	1:57.768	0.482	0.001	177.9
4	26	Jakob Bergmeister	DEU	R	2	Team Motopark	DEU	Dallara F320 Spiess	32	1:59.654	7	1:57.942	14	1:57.942	0.656	0.174	177.7
5	73	Cian Shields	GBR			Team Motopark	DEU	Dallara F320 Spiess	35	1:58.675	15	1:57.957	17	1:57.957	0.671	0.015	177.6
6	84	Francesco Simonazzi	ITA			BVM Racing	ITA	Dallara F320 Spiess	32	1:58.763	14	1:58.297	11	1:58.297	1.011	0.340	177.1
7	6	Vladislav Ryabov	RUS	R	3	CryptoTower Racing Team	JPN	Dallara F320 Spiess	32	1:59.698	15	1:58.460	14	1:58.460	1.174	0.163	176.9
8	99	Attila Pénzes	HUN			CryptoTower Racing Team	JPN	Dallara F320 Spiess	22	2:01.110	8	2:02.313	8	2:01.110	3.824	2.650	173.0

* PENALTIES


Published at:.....

Race Director:

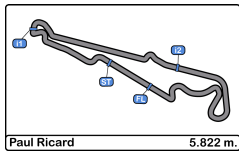
Neus Santamaría Sanromà

DPB-0819-ESP/CAT

Timekeeper:


 Luis Garcia
 JOB-1605-ESP/M





Paul Ricard
Euroformula Open
Qualifying
Provisional Results



Clas	Nº	Driver	Nat	Cat	Clas	Team	Nat	Vehicle	Laps	Best	Time	Gap	Interval	Km/h
1	19	Noel Leon	MEX			Team Motopark	DEU	Dallara F320 Spiess	6	4	1:56.341			180.1
2	84	Francesco Simonazzi	ITA			BVM Racing	ITA	Dallara F320 Spiess	10	9	1:56.521	0.180	0.180	179.8
3	23	Bryce Aron	USA			Team Motopark	DEU	Dallara F320 Spiess	9	8	1:56.536	0.195	0.015	179.8
4	6	Vladislav Ryabov	RUS	R	1	CryptoTower Racing Team	JPN	Dallara F320 Spiess	9	8	1:56.744	0.403	0.208	179.5
5	10	Juju Noda	JPN	R	2	Noda Racing	JPN	Dallara F320 Spiess	9	9	1:56.908	0.567	0.164	179.2
6	73	Cian Shields	GBR			Team Motopark	DEU	Dallara F320 Spiess	5	4	1:57.337	0.996	0.429	178.6
7	26	Jakob Bergmeister	DEU	R	3	Team Motopark	DEU	Dallara F320 Spiess	6	5	1:57.523	1.182	0.186	178.3
8	99	Attila Pénzes	HUN			CryptoTower Racing Team	JPN	Dallara F320 Spiess	10	9	1:59.017	2.676	1.494	176.1

*** PENALTIES**

CAR 6 TIME 2:03.375 DELETED CUTTING T4

CAR 73 TIME 1:58.683 DELETED CUTTING T3

Published at:.....


Track Temp: **28.6 °C** Air Temp: **25.3 °C** Humidity: **42 %** Track Status: **DRY**

Race Director:

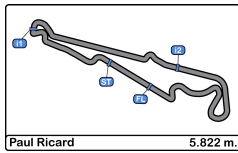
Neus Santamaría Sanromà

DPB-0819-ESP/CAT

Timekeeper:


 Luis Garcia
 JOB-1605-ESP/M





Paul Ricard
Euroformula Open
Qualifying
Provisional Results by Category



Paul Ricard 5.822 m.

Rookie														
Clas	Nº	Driver	Nat	Cat	Clas	Team	Nat	Vehicle	Laps	Best	Time	Gap	Interval	Km/h
1	6	Vladislav Ryabov		R	1	CryptoTower Racing Team		Dallara F320 Spiess	9	8	1:56.744			179.5
2	10	Juju Noda		R	2	Noda Racing		Dallara F320 Spiess	9	9	1:56.908	0.164	0.164	179.2
3	26	Jakob Bergmeister		R	3	Team Motopark		Dallara F320 Spiess	6	5	1:57.523	0.779	0.615	178.3
Clas	Nº	Driver	Nat	Cat	Clas	Team	Nat	Vehicle	Laps	Best	Time	Gap	Interval	Km/h
1	19	Noel Leon				Team Motopark		Dallara F320 Spiess	6	4	1:56.341			180.1
2	84	Francesco Simonazzi				BVM Racing		Dallara F320 Spiess	10	9	1:56.521	0.180	0.180	179.8
3	23	Bryce Aron				Team Motopark		Dallara F320 Spiess	9	8	1:56.536	0.195	0.015	179.8
4	73	Cian Shields				Team Motopark		Dallara F320 Spiess	5	4	1:57.337	0.996	0.801	178.6
5	99	Attila Pénzes				CryptoTower Racing Team		Dallara F320 Spiess	10	9	1:59.017	2.676	1.680	176.1

*** PENALTIES**

CAR 6 TIME 2:03.375 DELETED CUTTING T4

CAR 73 TIME 1:58.683 DELETED CUTTING T3

Published at:.....

Track Temp: 28.6 °C Air Temp: 25.3 °C Humidity: 42 % Track Status: DRY

Race Director:

Neus Santamaría Sanromà

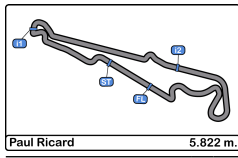
DPB-0819-ESP/CAT

Timekeeper:

Luis Garcia

JOB-1605-ESP/M





Paul Ricard
Euroformula Open
Qualifying
Lap Analysis



6 Vladislav Ryabov Dallara F320 Spiess **26** Jakob Bergmeister Dallara F320 Spiess
Rookie CryptoTower Racing Team Rookie Team Motopark

Lap	D	Time	Sector 1	Sector 2	Sector 3	T. Spd	Elapsed	Lap	D	Time	Sector 1	Sector 2	Sector 3	T. Spd	Elapsed
1		8:32:34.329	8:31:00.406	40.080	53.843	129.9	8:32:34.329	1		8:41:12.152	8:39:35.414	41.751	54.987	111.2	8:41:12.152
2		2:09.375	34.227	37.514	51.634	225.0	8:34:37.704	2		2:12.779	38.487	37.387	56.905	179.1	8:43:24.931
3		1:58.497	32.410	36.490	49.597	228.3	8:36:36.201	3		2:42.939	35.822	59.343	1:07.774	229.2	8:46:07.870
4		2:09.914 P	33.725	37.213	58.976	228.8	8:38:46.115	4		1:58.368	32.621	36.526	49.221	229.7	8:48:06.238
5		4:40.008	3:02.166	39.639	58.203	127.9	8:43:26.123	5		1:57.523	32.438	36.290	48.795	231.2	8:50:03.761
6		2:04.918	35.375	39.226	50.317	228.8	8:45:31.041	6		2:19.391 P	33.601	37.483	1:08.307	231.2	8:52:23.152
7		1:57.457	32.172	36.313	48.972	227.8	8:47:28.498	73 Cian Shields Dallara F320 Spiess							
8		1:56.744	31.946	36.150	48.648	228.8	8:49:25.242	Team Motopark							
9		2:05.861 P	31.968	36.169	57.724	227.8	8:51:31.103								

10 Juju Noda Dallara F320 Spiess
Rookie Noda Racing

Lap	D	Time	Sector 1	Sector 2	Sector 3	T. Spd	Elapsed	Lap	D	Time	Sector 1	Sector 2	Sector 3	T. Spd	Elapsed
1		8:34:53.638	8:33:17.955	41.553	54.130	81.4	8:34:53.638	1		8:43:22.586	8:41:45.572	39.821	57.193	141.5	8:43:22.586
2		2:00.946	34.052	36.836	50.058	227.8	8:36:54.584	2		2:47.346	36.161	1:02.805	1:08.380	212.1	8:46:09.932
3		1:59.568	33.068	36.491	50.009	230.7	8:38:54.152	3		4:68.683	32.282	36.431	49.970	231.2	8:48:08.615
4		1:58.798	32.703	36.469	49.626	230.7	8:40:52.950	4		1:57.337	32.208	36.433	48.696	231.7	8:50:05.952
5		1:58.259	32.531	36.337	49.391	231.2	8:42:51.209	5		2:28.743 P	33.589	44.946	1:10.208	232.2	8:52:34.695

84 Francesco Simonazzi Dallara F320 Spiess
BVM Racing

Lap	D	Time	Sector 1	Sector 2	Sector 3	T. Spd	Elapsed	Lap	D	Time	Sector 1	Sector 2	Sector 3	T. Spd	Elapsed
1		8:32:25.123	8:30:42.821	45.481	56.821	122.8	8:32:25.123	1		8:32:25.123	8:30:42.821	45.481	56.821	122.8	8:32:25.123
2		2:03.645	34.879	37.590	51.176	212.5	8:34:28.768	2		2:03.645	34.879	37.590	51.176	212.5	8:34:28.768
3		1:59.716	32.307	36.426	50.983	228.8	8:36:28.484	3		1:59.716	32.307	36.426	50.983	228.8	8:36:28.484
4		1:57.713	32.155	36.343	49.215	229.7	8:38:26.197	4		1:57.713	32.155	36.343	49.215	229.7	8:38:26.197
5		2:05.054 P	31.962	36.156	56.936	228.8	8:40:31.251	5		2:05.054 P	31.962	36.156	56.936	228.8	8:40:31.251
6		4:27.357	2:59.001	37.909	50.447	144.5	8:44:58.608	6		4:27.357	2:59.001	37.909	50.447	144.5	8:44:58.608
7		1:59.051	33.082	36.734	49.235	228.8	8:46:57.659	7		1:59.051	33.082	36.734	49.235	228.8	8:46:57.659
8		1:56.712	31.899	36.021	48.792	229.7	8:48:54.371	8		1:56.712	31.899	36.021	48.792	229.7	8:48:54.371
9		1:56.521	31.846	35.883	48.792	229.2	8:50:50.892	9		1:56.521	31.846	35.883	48.792	229.2	8:50:50.892
10		2:36.413 P	37.371	46.371	1:12.671	230.2	8:53:27.305	10		2:36.413 P	37.371	46.371	1:12.671	230.2	8:53:27.305

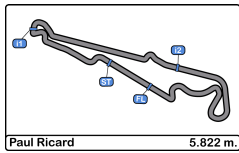
99 Attila Pénzes Dallara F320 Spiess
CryptoTower Racing Team

Lap	D	Time	Sector 1	Sector 2	Sector 3	T. Spd	Elapsed	Lap	D	Time	Sector 1	Sector 2	Sector 3	T. Spd	Elapsed
1		8:43:12.065	8:41:38.680	39.099	54.286	142.1	8:43:12.065	1		8:33:35.901	8:31:56.065	44.263	55.573	134.1	8:33:35.901
2		2:53.542	39.259	1:07.381	1:06.902	154.9	8:46:05.607	2		2:02.956	34.758	37.482	50.716	225.0	8:35:38.857
3		1:57.279	32.332	36.237	48.710	228.8	8:48:02.886	3		2:01.516	33.697	37.028	50.791	226.8	8:37:40.373
4		1:56.341	31.836	36.081	48.424	229.7	8:49:59.227	4		2:00.792	33.268	36.785	50.739	225.9	8:39:41.165
5		1:56.508	31.930	36.071	48.507	231.2	8:51:55.735	5		1:59.369	32.922	36.576	49.871	226.8	8:41:40.534
6		2:41.104 P	40.480	46.109	1:14.515	202.6	8:54:36.839	6		2:08.823	34.246	40.362	54.215	227.8	8:43:49.357

23 Bryce Aron Dallara F320 Spiess
Team Motopark

Lap	D	Time	Sector 1	Sector 2	Sector 3	T. Spd	Elapsed	Lap	D	Time	Sector 1	Sector 2	Sector 3	T. Spd	Elapsed
1		8:32:31.279	8:30:57.013	40.708	53.558	146.7	8:32:31.279	1		8:33:35.901	8:31:56.065	44.263	55.573	134.1	8:33:35.901
2		2:04.024	35.212	37.848	50.964	213.4	8:34:35.303	2		2:02.956	34.758	37.482	50.716	225.0	8:35:38.857
3		1:57.768	32.195	36.408	49.165	229.2	8:36:33.071	3		2:01.516	33.697	37.028	50.791	226.8	8:37:40.373
4		2:09.179 P	32.359	36.230	1:00.590	230.2	8:38:42.250	4		2:00.792	33.268	36.785	50.739	225.9	8:39:41.165
5		4:46.541	3:10.369	39.047	57.125	129.1	8:43:28.791	5		1:59.369	32.922	36.576	49.871	226.8	8:41:40.534
6		2:45.044	34.717	1:00.251	1:10.076	217.3	8:46:13.835	6		2:08.823	34.246	40.362	54.215	227.8	8:43:49.357
7		1:57.005	32.131	36.134	48.740	229.7	8:48:10.840	7		2:08.856	33.131	43.451	52.274	227.8	8:45:58.213
8		1:56.536	31.825	36.042	48.669	231.7	8:50:07.376	8		1:59.699	33.206	36.639	49.854	227.8	8:47:57.912
9		2:34.962 P	38.167	41.907	1:14.888	232.2	8:52:42.338	9		1:59.017	32.767	36.540	49.710	228.3	8:49:56.929
								10		2:18.682 P	35.949	38.026	1:04.707	204.5	8:52:15.611



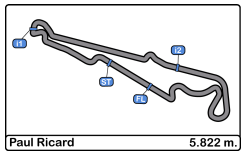


Paul Ricard
Euroformula Open
Qualifying
Best Sectors Results



Sector - 1				Sector - 2				Sector - 3				Ideal Lap vs Best Lap			
Clas	Nº	Driver	Time	Nº	Driver	Time	Nº	Driver	Time	Clas	Nº	Driver	Ideal Lap	Best Lap	Clas
1	23	Bryce Aron	31.825	84	Francesco Simonazzi	35.883	19	Noel Leon	48.424	1	19	Noel Leon	1:56.331	1:56.341	1
2	19	Noel Leon	31.836	10	Juju Noda	35.937	6	Vladislav Ryabov	48.648	2	84	Francesco Simonazzi	1:56.521	1:56.521	2
3	84	Francesco Simonazzi	31.846	23	Bryce Aron	36.042	23	Bryce Aron	48.669	3	23	Bryce Aron	1:56.536	1:56.536	3
4	6	Vladislav Ryabov	31.946	19	Noel Leon	36.071	73	Cian Shields	48.696	4	6	Vladislav Ryabov	1:56.744	1:56.744	4
5	10	Juju Noda	32.025	6	Vladislav Ryabov	36.150	84	Francesco Simonazzi	48.792	5	10	Juju Noda	1:56.908	1:56.908	5
6	73	Cian Shields	32.208	26	Jakob Bergmeister	36.290	26	Jakob Bergmeister	48.795	6	73	Cian Shields	1:57.335	1:57.337	6
7	26	Jakob Bergmeister	32.438	73	Cian Shields	36.431	10	Juju Noda	48.946	7	26	Jakob Bergmeister	1:57.523	1:57.523	7
8	99	Attila Pénzes	32.767	99	Attila Pénzes	36.540	99	Attila Pénzes	49.710	8	99	Attila Pénzes	1:59.017	1:59.017	8



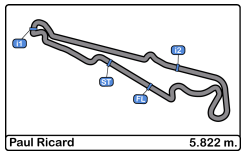


Paul Ricard
Euroformula Open
Qualifying
Best 5 Lap Times



Cls	N°	Driver	Nat	Cat	Cls	Team	Nat	Vehicle	Best 1		Best 2		Best 3		Best 4		Best 5	
									Time	Lap	Time	Lap	Time	Lap	Time	Lap	Time	Lap
1	19	Noel Leon	MEX			Team Motopark	DEU	Dallara F320 Spiess	1:56.341	4	1:56.508	5	1:57.279	3	2:41.104	6	2:53.542	2
2	84	Francesco	ITA			BVM Racing	ITA	Dallara F320 Spiess	1:56.521	9	1:56.712	8	1:57.713	4	1:59.051	7	1:59.716	3
3	23	Bryce Aron	USA			Team Motopark	DEU	Dallara F320 Spiess	1:56.536	8	1:57.005	7	1:57.768	3	2:04.024	2	2:09.179	4
4	6	Vladislav Ryabov	RUS	R	1	CryptoTower Racing	JPN	Dallara F320 Spiess	1:56.744	8	1:57.457	7	1:58.497	3	2:04.918	6	2:05.861	9
5	10	Juju Noda	JPN	R	2	Noda Racing	JPN	Dallara F320 Spiess	1:56.908	9	1:57.208	8	1:57.735	7	1:57.908	6	1:58.259	5
6	73	Cian Shields	GBR			Team Motopark	DEU	Dallara F320 Spiess	1:57.337	4	2:28.743	5	2:47.346	2				
7	26	Jakob Bergmeister	DEU	R	3	Team Motopark	DEU	Dallara F320 Spiess	1:57.523	5	1:58.368	4	2:12.779	2	2:19.391	6	2:42.939	3
8	99	Attila Pénzes	HUN			CryptoTower Racing	JPN	Dallara F320 Spiess	1:59.017	9	1:59.369	5	1:59.699	8	2:00.792	4	2:01.516	3



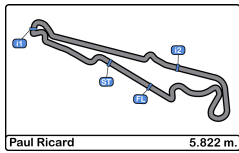


Paul Ricard
Euroformula Open
Qualifying
Best 5 Top Speeds



Clas	Nº	Driver	Nat	Cat	Cls	Team	Nat	Vehicle	Top 1		Top 2		Top 3		Top 4		Top 5		Avg	
									Km/h	Lap	Km/h	Lap	Km/h	Lap	Km/h	Lap	Km/h	Lap		
1	10	Juju Noda		JPN	R	1	Noda Racing		Dallara F320 Spiess	232.2	8	232.2	10	231.2	5	231.2	6	231.2	7	231.6
2	23	Bryce Aron		USA			Team Motopark		Dallara F320 Spiess	232.2	9	231.7	8	230.2	4	229.7	7	229.2	3	230.6
3	73	Cian Shields		GBR			Team Motopark		Dallara F320 Spiess	232.2	5	231.7	4	231.2	3	212.1	2	141.5	1	209.8
4	19	Noel Leon		MEX			Team Motopark		Dallara F320 Spiess	231.2	5	229.7	4	228.8	3	202.6	6	154.9	2	209.4
5	26	Jakob Bergmeister		DEU	R	2	Team Motopark		Dallara F320 Spiess	231.2	5	231.2	6	229.7	4	229.2	3	179.1	2	220.1
6	84	Francesco Simonazzi		ITA			BVM Racing		Dallara F320 Spiess	230.2	10	229.7	4	229.7	8	229.2	9	228.8	3	229.5
7	6	Vladislav Ryabov		IND	R	3	CryptoTower Racing Team		Dallara F320 Spiess	228.8	4	228.8	6	228.8	8	228.3	3	227.8	7	228.5
8	99	Attila Péntes		HUN			CryptoTower Racing Team		Dallara F320 Spiess	228.3	9	227.8	6	227.8	7	227.8	8	226.8	3	227.7



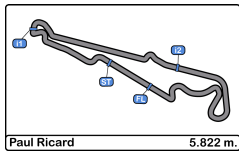


Paul Ricard
Euroformula Open
Qualifying
Fastest Laps Sequence



Lap	Time of Day	Session Time	Nº Driver	Nat	Cat	Team	Nat	Vehicle	Time	Km/h
2	8:34:28.768	4:28.768	84 Francesco Simonazzi	ITA		BVM Racing	ITA	Dallara F320 Spiess	2:03.645	169.5
2	8:35:38.857	5:38.857	99 Attila Péntzes	HUN		CryptoTower Racing Team	JPN	Dallara F320 Spiess	2:02.956	170.4
3	8:36:28.484	6:28.484	84 Francesco Simonazzi	ITA		BVM Racing	ITA	Dallara F320 Spiess	1:59.716	175.0
3	8:36:33.071	6:33.071	23 Bryce Aron	USA		Team Motopark	DEU	Dallara F320 Spiess	1:57.768	177.9
4	8:38:26.197	8:26.197	84 Francesco Simonazzi	ITA		BVM Racing	ITA	Dallara F320 Spiess	1:57.713	178.0
7	8:47:28.498	17:28.498	6 Vladislav Ryabov	IND	R	CryptoTower Racing Team	JPN	Dallara F320 Spiess	1:57.457	178.4
3	8:48:02.886	18:02.886	19 Noel Leon	MEX		Team Motopark	DEU	Dallara F320 Spiess	1:57.279	178.7
7	8:48:10.840	18:10.840	23 Bryce Aron	USA		Team Motopark	DEU	Dallara F320 Spiess	1:57.005	179.1
8	8:48:54.371	18:54.371	84 Francesco Simonazzi	ITA		BVM Racing	ITA	Dallara F320 Spiess	1:56.712	179.5
4	8:49:59.227	19:59.227	19 Noel Leon	MEX		Team Motopark	DEU	Dallara F320 Spiess	1:56.341	180.1



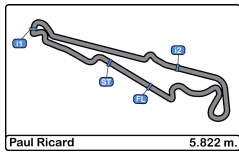


Paul Ricard
Euroformula Open
Qualifying
Event Best Maximum Speed



N°	Driver	Nat	Cat	Clas	Team	Nat	Vehicle	Km/h	Session
84	Francesco Simonazzi		ITA		BVM Racing		Dallara F320 Spiess	235.2	Free Practice - 1
19	Noel Leon		MEX		Team Motopark		Dallara F320 Spiess	233.7	Free Practice - 1
10	Juju Noda		JPN	R 1	Noda Racing		Dallara F320 Spiess	232.7	Free Practice - 1
6	Vladislav Ryabov		RUS	R 2	CryptoTower Racing Team		Dallara F320 Spiess	232.2	Free Practice - 1
73	Cian Shields		GBR		Team Motopark		Dallara F320 Spiess	232.2	Free Practice - 1
23	Bryce Aron		USA		Team Motopark		Dallara F320 Spiess	232.2	Qualifying
99	Attila Pénzes		HUN		CryptoTower Racing Team		Dallara F320 Spiess	231.7	Free Practice - 1
26	Jakob Bergmeister		DEU	R 3	Team Motopark		Dallara F320 Spiess	231.2	Qualifying





Paul Ricard
Euroformula Open
Qualifying
Pit Stop Analysis



6 Vladislav Ryabov Dallara F320 Spiess
 Rookie CryptoTower Racing Team

N°	In Day Time	In Time	Out Time	Pit Time	T. Pit Time	Handicap	Diff.
1	8:38:37.239	8:38:37.239	8:41:12.037	2:34.798	2:34.798		

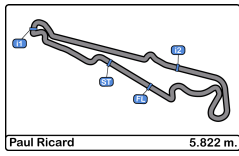
23 Bryce Aron Dallara F320 Spiess
 Team Motopark

N°	In Day Time	In Time	Out Time	Pit Time	T. Pit Time	Handicap	Diff.
1	8:38:32.178	8:38:32.178	8:41:17.249	2:45.071	2:45.071		

84 Francesco Simonazzi Dallara F320 Spiess
 BVM Racing

N°	In Day Time	In Time	Out Time	Pit Time	T. Pit Time	Handicap	Diff.
1	8:40:22.774	8:40:22.774	8:42:56.649	2:33.875	2:33.875		

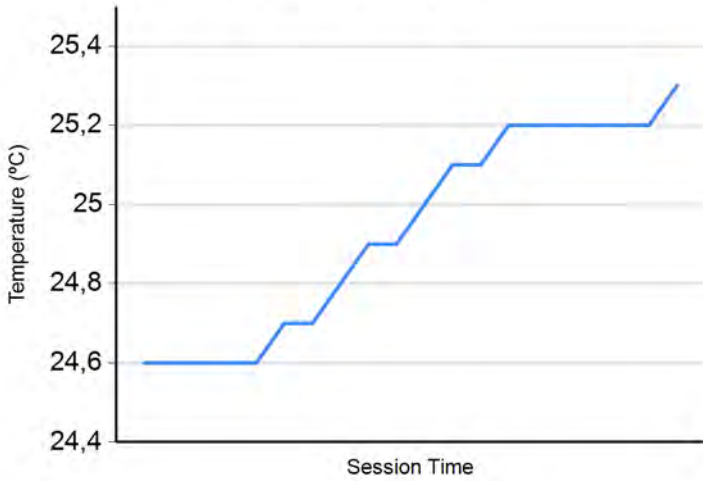




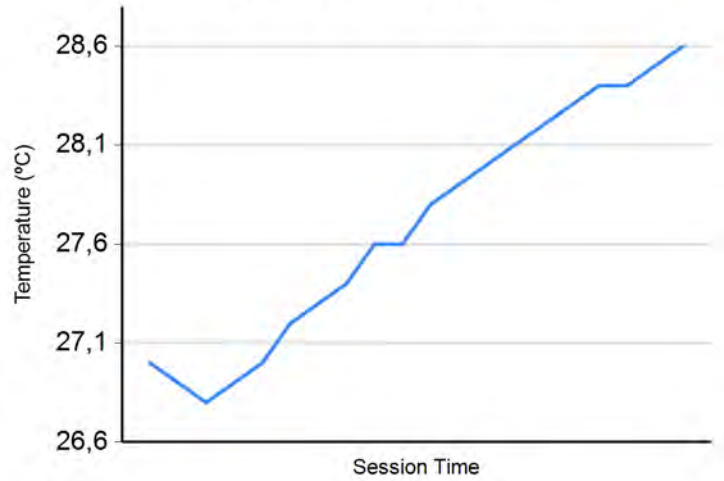
Paul Ricard
Euroformula Open
Qualifying
Weather Report



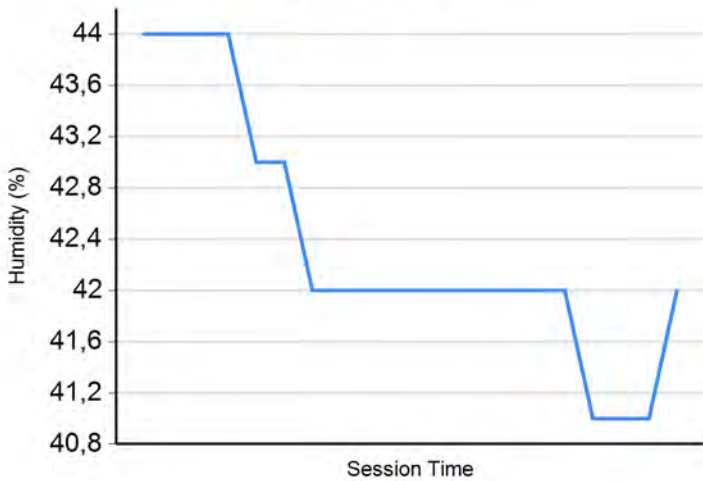
Air Temperature



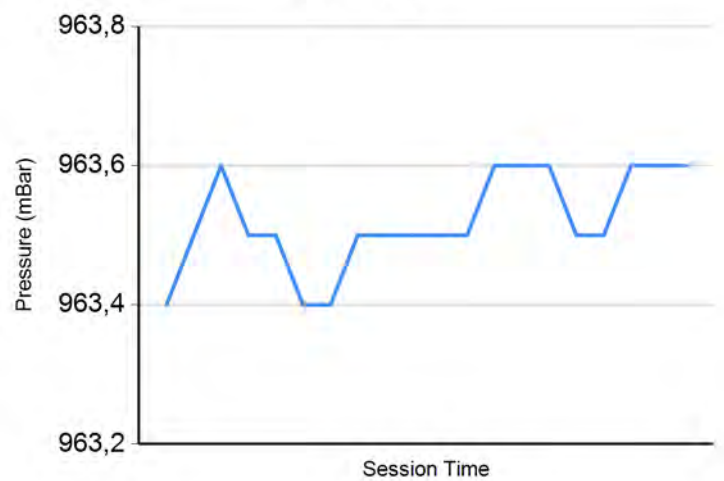
Track Temperature



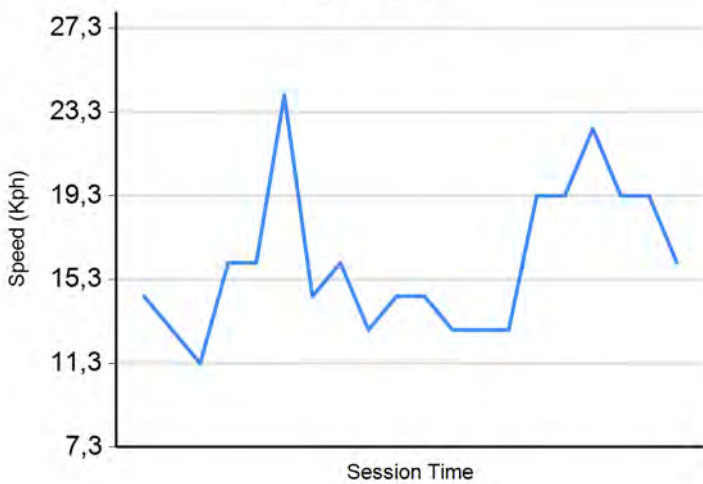
Humidity



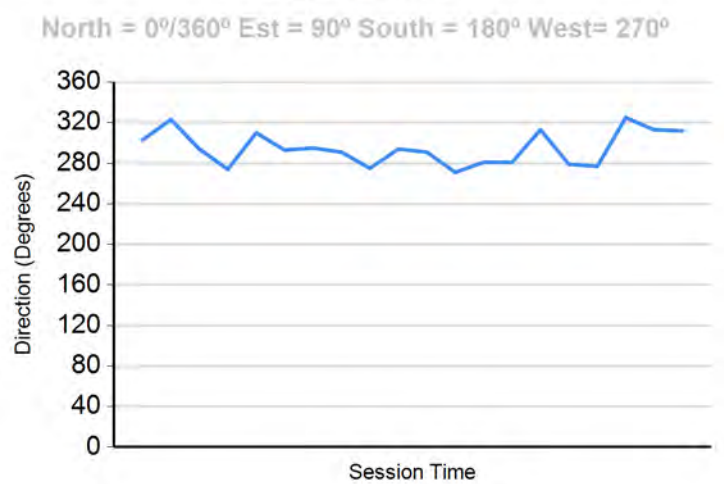
Pressure

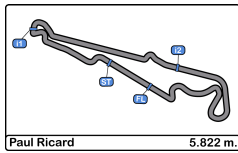


Wind Speed



Wind direction





Paul Ricard
Euroformula Open
Qualifying
Final Results



Clas	Nº	Driver	Nat	Cat	Clas	Team	Nat	Vehicle	Laps	Best	Time	Gap	Interval	Km/h
1	19	Noel Leon	MEX			Team Motopark	DEU	Dallara F320 Spiess	6	4	1:56.341			180.1
2	84	Francesco Simonazzi	ITA			BVM Racing	ITA	Dallara F320 Spiess	10	9	1:56.521	0.180	0.180	179.8
3	23	Bryce Aron	USA			Team Motopark	DEU	Dallara F320 Spiess	9	8	1:56.536	0.195	0.015	179.8
4	6	Vladislav Ryabov	RUS	R	1	CryptoTower Racing Team	JPN	Dallara F320 Spiess	9	8	1:56.744	0.403	0.208	179.5
5	10	Juju Noda	JPN	R	2	Noda Racing	JPN	Dallara F320 Spiess	9	9	1:56.908	0.567	0.164	179.2
6	73	Cian Shields	GBR			Team Motopark	DEU	Dallara F320 Spiess	5	4	1:57.337	0.996	0.429	178.6
7	26	Jakob Bergmeister	DEU	R	3	Team Motopark	DEU	Dallara F320 Spiess	6	5	1:57.523	1.182	0.186	178.3
8	99	Attila Pénzes	HUN			CryptoTower Racing Team	JPN	Dallara F320 Spiess	10	9	1:59.017	2.676	1.494	176.1

*** PENALTIES**

CAR 6 TIME 2:03.375 DELETED CUTTING T4

CAR 73 TIME 1:58.683 DELETED CUTTING T3

Published at:.....

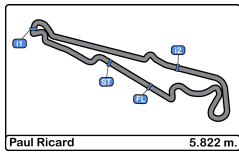
Track Temp: **28.6 °C** Air Temp: **25.3 °C** Humidity: **42 %** Track Status: **DRY**

Stewards:

Timekeeper:

Luis Garcia
 JOB-1605-ESP/M





Paul Ricard
Euroformula Open
Race - 1
Starting Grid



8	99	CryptoTower Racing Team Attila Péntzes	1:59.017
----------	-----------	--	----------

6	73	Team Motopark Cian Shields	1:57.337
----------	-----------	--------------------------------------	----------

4	6	CryptoTower Racing Team Vladislav Rvabov	1:56.744
----------	----------	--	----------

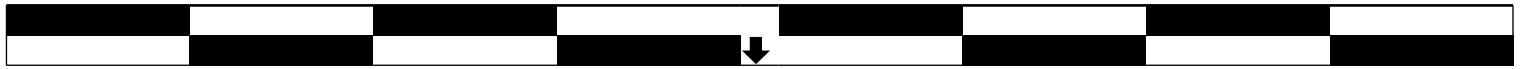
2	84	BVM Racing Francesco Simonazzi	1:56.521
----------	-----------	--	----------

.4.		Team Motopark Jakob Berameister	26	7
-----	--	---	-----------	----------

.3.		Noda Racing Juiu Noda	10	5
-----	--	---------------------------------	-----------	----------

.2.		Team Motopark Bryce Aron	23	3
-----	--	------------------------------------	-----------	----------

.1.		Team Motopark Noel Leon	19	1
-----	--	-----------------------------------	-----------	----------



Pole

Published at:.....

Stewards:

Timekeeper:

Luis Garcia
 JOB-1605-ESP/M





Paul Ricard
Euroformula Open
Race - 1
Provisional Results



Clas	Nº	Driver	Nat	Cat	Clas	Team	Nat	Vehicle	Laps	Total Time	Gap	Interval	Km/h	Best	Time	Km/h
1	10	Juju Noda		R	1	Noda Racing		Dallara F320 Spiess	13	30:12.519			150.3	11	1:57.001	179.1
2	26	Jakob Bergmeister		R	2	Team Motopark		Dallara F320 Spiess	13	30:14.779	2.260	2.260	150.1	11	1:57.414	178.5
3	23	Bryce Aron				Team Motopark		Dallara F320 Spiess	13	30:16.407	3.888	1.628	150.0	11	1:57.272	178.7
4	73	Cian Shields				Team Motopark		Dallara F320 Spiess	13	30:17.232	4.713	0.825	149.9	11	1:57.586	178.2
5	6	Vladislav Ryabov		R	3	CryptoTower Racing Team		Dallara F320 Spiess	13	30:18.822	6.303	1.590	149.8	11	1:57.694	178.0
6	99	Attila Pénzes				CryptoTower Racing Team		Dallara F320 Spiess	13	30:35.919	23.400	17.097	148.4	11	1:59.931	174.7
Not classified: (Requirements: 75% of number laps of leader = 10 Laps)																
	84	Francesco Simonazzi				BVM Racing		Dallara F320 Spiess	3	5:58.271	10 Laps	10 Laps	175.5	3	1:57.879	177.8
	19	Noel Leon				Team Motopark		Dallara F320 Spiess	3	5:58.561	10 Laps	0.290	175.3	3	1:57.652	178.1

Fastest lap Juju Noda in 1:57.001 at 179.1 Km/h in lap 11

Published at:.....

Track Temp: **50.9 °C** Air Temp: **31.1 °C** Humidity: **29 %** Track Status: **DRY**

Race Director:

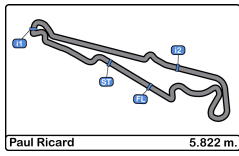
Neus Santamaría Sanromà

DPB-0819-ESP/CAT

Timekeeper:

Luis Garcia
 JOB-1605-ESP/M





Paul Ricard
Euroformula Open
Race - 1
Provisional Results by Category



Paul Ricard 5.822 m.

Rookie																
Clas	Nº	Driver	Nat	Cat	Clas	Team	Nat	Vehicle	Laps	Total Time	Gap	Interval	Km/h	Best	Time	Km/h
1	10	Juju Noda		R	1	Noda Racing		Dallara F320 Spiess	13	30:12.519			150.3	11	1:57.001	179.1
2	26	Jakob Bergmeister		R	2	Team Motopark		Dallara F320 Spiess	13	30:14.779	2.260	2.260	150.1	11	1:57.414	178.5
3	6	Vladislav Ryabov		R	3	CryptoTower Racing Team		Dallara F320 Spiess	13	30:18.822	6.303	4.043	149.8	11	1:57.694	178.0
Clas	Nº	Driver	Nat	Cat	Clas	Team	Nat	Vehicle	Laps	Total Time	Gap	Interval	Km/h	Best	Time	Km/h
1	23	Bryce Aron				Team Motopark		Dallara F320 Spiess	13	30:16.407			150.0	11	1:57.272	178.7
2	73	Cian Shields				Team Motopark		Dallara F320 Spiess	13	30:17.232	0.825	0.825	149.9	11	1:57.586	178.2
3	99	Attila Péntzes				CryptoTower Racing Team		Dallara F320 Spiess	13	30:35.919	19.512	18.687	148.4	11	1:59.931	174.7
Not classified: (Requirements: 75% of number laps of leader = 10 Laps)																
	84	Francesco Simonazzi				BVM Racing		Dallara F320 Spiess	3	5:58.271	10 Laps	10 Laps	175.5	3	1:57.879	177.8
	19	Noel Leon				Team Motopark		Dallara F320 Spiess	3	5:58.561	10 Laps	0.290	175.3	3	1:57.652	178.1

Fastest lap Juju Noda in 1:57.001 at 179.1 Km/h in lap 11

Published at:.....

Track Temp: 50.9 °C Air Temp: 31.1 °C Humidity: 29 % Track Status: DRY

Race Director:

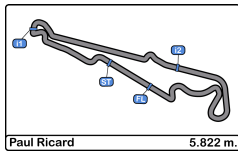
Neus Santamaría Sanromà

DPB-0819-ESP/CAT

Timekeeper:

Luis Garcia
 JOB-1605-ESP/M





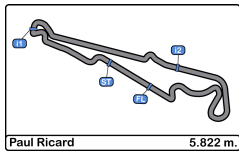
Paul Ricard
Euroformula Open
Race - 1



Provisional Classification by Driver Fastest Lap

Clas	Nº	Driver	Nat	Cat	Clas	Team	Nat	Vehicle	Laps	Best	Time	Gap	Interval	Km/h
1	10	Juju Noda		R	1	Noda Racing		Dallara F320 Spiess	13	11	1:57.001			179.1
2	23	Bryce Aron				Team Motopark		Dallara F320 Spiess	13	11	1:57.272	0.271	0.271	178.7
3	26	Jakob Bergmeister		R	2	Team Motopark		Dallara F320 Spiess	13	11	1:57.414	0.413	0.142	178.5
4	73	Cian Shields				Team Motopark		Dallara F320 Spiess	13	11	1:57.586	0.585	0.172	178.2
5	19	Noel Leon				Team Motopark		Dallara F320 Spiess	3	3	1:57.652	0.651	0.066	178.1
6	6	Vladislav Ryabov		R	3	CryptoTower Racing Team		Dallara F320 Spiess	13	11	1:57.694	0.693	0.042	178.0
7	84	Francesco Simonazzi				BVM Racing		Dallara F320 Spiess	3	3	1:57.879	0.878	0.185	177.8
8	99	Attila Pénzes				CryptoTower Racing Team		Dallara F320 Spiess	13	11	1:59.931	2.930	2.052	174.7





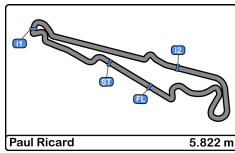
Paul Ricard
Euroformula Open
Race - 1



Distance and Speed Average

Clas	Nº	Driver	Nat	Cat	Clas	Team	Nat	Vehicle	Laps	Distance	Total Time	Km/h		
1	10	Juju Noda		JPN	R	1	Noda Racing		JPN	Dallara F320 Spiess	13	75.68	30:12.519	150.3
2	26	Jakob Bergmeister		DEU	R	2	Team Motopark		DEU	Dallara F320 Spiess	13	75.68	30:14.779	150.1
3	23	Bryce Aron		USA			Team Motopark		DEU	Dallara F320 Spiess	13	75.68	30:16.407	150.0
4	73	Cian Shields		GBR			Team Motopark		DEU	Dallara F320 Spiess	13	75.68	30:17.232	149.9
5	6	Vladislav Ryabov		RUS	R	3	CryptoTower Racing Team		JPN	Dallara F320 Spiess	13	75.68	30:18.822	149.8
6	99	Attila Pénzes		HUN			CryptoTower Racing Team		JPN	Dallara F320 Spiess	13	75.68	30:35.919	148.4
7	84	Francesco Simonazzi		ITA			BVM Racing		ITA	Dallara F320 Spiess	3	17.46	5:58.271	175.5
8	19	Noel Leon		MEX			Team Motopark		DEU	Dallara F320 Spiess	3	17.46	5:58.561	175.3





Paul Ricard
Euroformula Open
Race - 1
Lap Analysis



6 Vladislav Ryabov Dallara F320 Spiess **26** Jakob Bergmeister Dallara F320 Spiess

Rookie							Rookie								
CryptoTower Racing Team							Team Motopark								
Lap	D	Time	Sector 1	Sector 2	Sector 3	T. Spd	Elapsed	Lap	D	Time	Sector 1	Sector 2	Sector 3	T. Spd	Elapsed
1		2:03.629	36.981	37.040	49.608	191.8	2:03.629	1		2:05.440	38.595	37.032	49.813	196.7	2:05.440
2		1:58.666	32.588	36.721	49.357	228.3	4:02.295	2		1:58.751	32.946	36.489	49.316	235.8	4:04.191
3		1:58.763	32.120	36.670	49.973	229.7	6:01.058	3		1:58.146	32.672	36.292	49.182	241.0	6:02.337
4		2:16.852	34.359	40.013	1:02.480	231.7	8:17.910	4		2:16.039	33.363	40.290	1:02.386	238.4	8:18.376
5		3:43.570	1:05.463	1:14.643	1:23.464	150.0	12:01.480	5		3:43.658	1:05.729	1:14.624	1:23.305	153.4	12:02.034
6		3:22.882	1:01.230	1:02.328	1:19.324	136.0	15:24.362	6		3:22.842	1:01.227	1:02.227	1:19.388	138.1	15:24.876
7		3:02.261	49.245	58.129	1:14.887	139.5	18:26.623	7		3:01.955	49.194	58.314	1:14.447	135.6	18:26.831
8		2:01.805	33.890	37.563	50.352	226.8	20:28.428	8		1:58.729	32.922	36.330	49.477	233.2	20:25.560
9		1:58.609	32.988	36.485	49.136	229.2	22:27.037	9		1:57.559	32.423	36.215	48.921	232.7	22:23.119
10		1:57.966	32.389	36.421	49.156	231.2	24:25.003	10		1:57.590	32.395	36.302	48.893	234.7	24:20.709
11		1:57.694	32.106	36.462	49.126	231.7	26:22.697	11		1:57.414	32.189	36.230	48.995	236.3	26:18.123
12		1:58.040	32.246	36.517	49.277	229.7	28:20.737	12		1:58.163	32.405	36.367	49.391	233.7	28:16.286
13		1:58.085	32.155	36.708	49.222	229.7	30:18.822	13		1:58.493	32.509	36.484	49.500	232.2	30:14.779

10 Juju Noda Dallara F320 Spiess **73** Cian Shields Dallara F320 Spiess

Rookie							Rookie								
Noda Racing							Team Motopark								
Lap	D	Time	Sector 1	Sector 2	Sector 3	T. Spd	Elapsed	Lap	D	Time	Sector 1	Sector 2	Sector 3	T. Spd	Elapsed
1		2:04.679	37.888	37.068	49.723	196.0	2:04.679	1		2:04.899	38.189	36.937	49.773	197.0	2:04.899
2		1:59.260	33.427	36.372	49.461	233.7	4:03.939	2		1:58.131	32.743	36.409	48.979	241.0	4:03.030
3		1:58.006	32.528	36.270	49.208	234.7	6:01.945	3		1:57.939	32.156	36.311	49.472	233.2	6:00.969
4		2:15.449	33.236	39.813	1:02.400	235.2	8:17.394	4		2:19.120	33.616	42.927	1:02.577	231.7	8:20.089
5		3:43.383	1:05.020	1:14.814	1:23.549	147.3	12:00.777	5		3:43.866	1:05.760	1:14.622	1:23.484	155.6	12:03.955
6		3:22.553	1:01.107	1:01.753	1:19.693	141.9	15:23.330	6		3:22.591	1:01.191	1:02.447	1:18.953	127.0	15:26.546
7		3:02.713	49.311	58.685	1:14.717	154.5	18:26.043	7		3:01.082	48.778	58.734	1:13.570	127.6	18:27.628
8		1:58.866	33.114	36.564	49.188	228.8	20:24.909	8		1:59.687	32.950	37.300	49.437	235.8	20:27.315
9		1:57.671	32.393	36.288	48.990	229.2	22:22.580	9		1:57.898	32.374	36.298	49.226	229.7	22:25.213
10		1:57.553	32.368	36.262	48.923	230.2	24:20.133	10		1:57.655	32.399	36.290	48.966	229.7	24:22.868
11		1:57.001	32.071	36.169	48.761	232.7	26:17.134	11		1:57.586	32.118	36.349	49.119	232.2	26:20.454
12		1:57.500	32.238	36.207	49.055	231.2	28:14.634	12		1:57.839	32.143	36.574	49.122	231.2	28:18.293
13		1:57.885	32.506	36.254	49.125	231.2	30:12.519	13		1:58.939	32.385	36.363	50.191	230.7	30:17.232

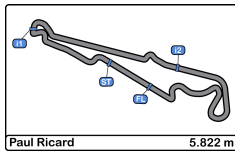
19 Noel Leon Dallara F320 Spiess **84** Francesco Simonazzi Dallara F320 Spiess

Team Motopark							Team Motopark								
Lap	D	Time	Sector 1	Sector 2	Sector 3	T. Spd	Elapsed	Lap	D	Time	Sector 1	Sector 2	Sector 3	T. Spd	Elapsed
1		2:02.185	36.324	36.530	49.331	186.2	2:02.185	1		2:01.933	35.737	36.694	49.502	188.4	2:01.933
2		1:58.724	33.007	36.433	49.284	236.3	4:00.909	2		1:58.459	32.560	36.522	49.377	228.8	4:00.392
3		1:57.652	32.218	36.340	49.094	232.2	5:58.561	3		1:57.879	32.076	36.546	49.257	228.8	5:58.271
4								4			36.154			229.2	

23 Bryce Aron Dallara F320 Spiess **99** Attila Pénzes Dallara F320 Spiess

Team Motopark							CryptoTower Racing Team								
Lap	D	Time	Sector 1	Sector 2	Sector 3	T. Spd	Elapsed	Lap	D	Time	Sector 1	Sector 2	Sector 3	T. Spd	Elapsed
1		2:06.067	40.264	36.640	49.163	190.1	2:06.067	1		2:07.882	39.190	37.428	51.264	198.1	2:07.882
2		1:58.492	32.728	36.472	49.292	234.7	4:04.559	2		2:01.306	33.943	37.115	50.248	227.8	4:09.188
3		1:58.213	32.690	36.359	49.164	236.8	6:02.772	3		2:02.255	32.933	37.081	52.241	228.8	6:11.443
4		2:16.444	33.235	40.475	1:02.734	236.8	8:19.216	4		2:11.705	34.869	40.948	55.888	229.2	8:23.148
5		3:43.895	1:05.847	1:14.294	1:23.754	162.1	12:03.111	5		3:42.440	1:03.449	1:15.203	1:23.788	178.2	12:05.588
6		3:22.457	1:01.014	1:01.945	1:19.498	143.4	15:25.568	6		3:22.106	1:00.543	1:03.351	1:18.212	138.1	15:27.694
7		3:01.659	49.175	58.411	1:14.073	136.7	18:27.227	7		3:02.240	48.743	58.439	1:15.058	127.9	18:29.934
8		2:01.114	33.583	37.628	49.903	234.2	20:28.341	8		2:02.167	34.066	37.176	50.925	226.8	20:32.101
9		1:57.860	32.530	36.288	49.042	229.2	22:26.201	9		2:00.665	33.274	37.309	50.082	227.8	22:32.766
10		1:57.612	32.263	36.498	48.851	232.7	24:23.813	10		2:00.216	33.186	36.848	50.182	228.8	24:32.982
11		1:57.272	31.948	36.431	48.893	234.2	26:21.085	11		1:59.931	33.036	36.811	50.084	229.7	26:32.913
12		1:57.795	32.022	36.603	49.170	234.7	28:18.880	12		2:01.584	33.501	36.984	51.099	228.8	28:34.497
13		1:57.527	32.166	36.329	49.032	234.7	30:16.407	13		2:01.422	33.017	37.357	51.048	228.3	30:35.919





Paul Ricard
Euroformula Open
Race - 1



Analysis by Lap

Num	Lap Time	Gap
-----	----------	-----

Lap 1

84	2:01.933	
19	2:02.185	00.252
6	2:03.629	01.696
10	2:04.679	02.746
73	2:04.899	02.966
26	2:05.440	03.507
23	2:06.067	04.134
99	2:07.882	05.949

Num	Lap Time	Gap
-----	----------	-----

Lap 2

84	1:58.459	
19	1:58.724	00.517
6	1:58.666	01.903
73	1:58.131	02.638
10	1:59.260	03.547
26	1:58.751	03.799
23	1:58.492	04.167
99	2:01.306	08.796

Num	Lap Time	Gap
-----	----------	-----

Lap 3

84	1:57.879	
19	1:57.652	00.290
73	1:57.939	02.698
6	1:58.763	02.787
10	1:58.006	03.674
26	1:58.146	04.066
23	1:58.213	04.501
99	2:02.255	13.172

Num	Lap Time	Gap
-----	----------	-----

Lap 4

10	2:15.449	
6	2:16.852	00.516
26	2:16.039	00.982
23	2:16.444	01.822
73	2:19.120	02.695
99	2:11.705	05.754

Num	Lap Time	Gap
-----	----------	-----

Lap 5

10	3:43.383	
6	3:43.570	00.703
26	3:43.658	01.257
23	3:43.895	02.334
73	3:43.866	03.178
99	3:42.440	04.811

Num	Lap Time	Gap
-----	----------	-----

Lap 6

10	3:22.553	
6	3:22.882	01.032
26	3:22.842	01.546
23	3:22.457	02.238
73	3:22.591	03.216
99	3:22.106	04.364

Num	Lap Time	Gap
-----	----------	-----

Lap 7

10	3:02.713	
6	3:02.261	00.580
26	3:01.955	00.788
23	3:01.659	01.184
73	3:01.082	01.585
99	3:02.240	03.891

Num	Lap Time	Gap
-----	----------	-----

Lap 8

10	1:58.866	
26	1:58.729	00.651
73	1:59.687	02.406
23	2:01.114	03.432
6	2:01.805	03.519
99	2:02.167	07.192

Num	Lap Time	Gap
-----	----------	-----

Lap 9

10	1:57.671	
26	1:57.559	00.539
73	1:57.898	02.633
23	1:57.860	03.621
6	1:58.609	04.457
99	2:00.665	10.186

Num	Lap Time	Gap
-----	----------	-----

Lap 10

10	1:57.553	
26	1:57.590	00.576
73	1:57.655	02.735
23	1:57.612	03.680
6	1:57.966	04.870
99	2:00.216	12.849

Num	Lap Time	Gap
-----	----------	-----

Lap 11

10	1:57.001	
26	1:57.414	00.989
73	1:57.586	03.320
23	1:57.272	03.951
6	1:57.694	05.563
99	1:59.931	15.779

Num	Lap Time	Gap
-----	----------	-----

Lap 12

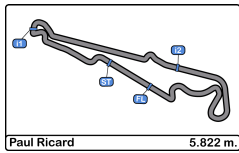
10	1:57.500	
26	1:58.163	01.652
73	1:57.839	03.659
23	1:57.795	04.246
6	1:58.040	06.103
99	2:01.584	19.863

Num	Lap Time	Gap
-----	----------	-----

Lap 13

10	1:57.885	
26	1:58.493	02.260
23	1:57.527	03.888
73	1:58.939	04.713
6	1:58.085	06.303
99	2:01.422	23.400



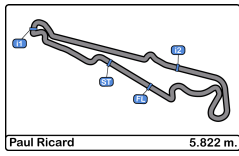


Paul Ricard
Euroformula Open
Race - 1
Best Sectors Results



Sector - 1			Sector - 2			Sector - 3			Ideal Lap vs Best Lap						
Clas	Nº	Driver	Time	Nº	Driver	Time	Nº	Driver	Time	Clas	Nº	Driver	Ideal Lap	Best Lap	Clas
1	23	Bryce Aron	31.948	10	Juju Noda	36.169	10	Juju Noda	48.761	1	10	Juju Noda	1:57.001	1:57.001	1
2	10	Juju Noda	32.071	26	Jakob Bergmeister	36.215	23	Bryce Aron	48.851	2	23	Bryce Aron	1:57.087	1:57.272	2
3	84	Francesco Simonazzi	32.076	23	Bryce Aron	36.288	26	Jakob Bergmeister	48.893	3	26	Jakob Bergmeister	1:57.297	1:57.414	3
4	6	Vladislav Ryabov	32.106	73	Cian Shields	36.290	73	Cian Shields	48.966	4	73	Cian Shields	1:57.374	1:57.586	4
5	73	Cian Shields	32.118	19	Noel Leon	36.340	19	Noel Leon	49.094	5	19	Noel Leon	1:57.652	1:57.652	5
6	26	Jakob Bergmeister	32.189	6	Vladislav Ryabov	36.421	6	Vladislav Ryabov	49.126	6	6	Vladislav Ryabov	1:57.653	1:57.694	6
7	19	Noel Leon	32.218	84	Francesco Simonazzi	36.522	84	Francesco Simonazzi	49.257	7	84	Francesco Simonazzi	1:57.855	1:57.879	7
8	99	Attila Pénzes	32.933	99	Attila Pénzes	36.811	99	Attila Pénzes	50.082	8	99	Attila Pénzes	1:59.826	1:59.931	8



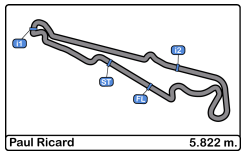


Paul Ricard
Euroformula Open
Race - 1
Leader Sequence



N°	Driver	Nat	Cat	Clas	Team	Nat	Vehicle	Start Lap	End Lap	Laps	Total Laps
84	Francesco Simonazzi		TK		BVM Racing		Dallara F320 Spiess	1	3	3	3
10	Juju Noda		R		Noda Racing		Dallara F320 Spiess	4	13	10	10





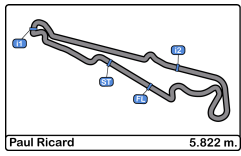
Paul Ricard
Euroformula Open
Race - 1
Best 5 Lap Times



Paul Ricard 5.822 m.

Cls	N°	Driver	Nat	Cat	Cls	Team	Nat	Vehicle	Best 1		Best 2		Best 3		Best 4		Best 5	
									Time	Lap	Time	Lap	Time	Lap	Time	Lap	Time	Lap
1	10	Juju Noda		R	1	Noda Racing		Dallara F320 Spiess	1:57.001	11	1:57.500	12	1:57.553	10	1:57.671	9	1:57.885	13
2	23	Bryce Aron				Team Motopark		Dallara F320 Spiess	1:57.272	11	1:57.527	13	1:57.612	10	1:57.795	12	1:57.860	9
3	26	Jakob Bergmeister		R	2	Team Motopark		Dallara F320 Spiess	1:57.414	11	1:57.559	9	1:57.590	10	1:58.146	3	1:58.163	12
4	73	Cian Shields				Team Motopark		Dallara F320 Spiess	1:57.586	11	1:57.655	10	1:57.839	12	1:57.898	9	1:57.939	3
5	19	Noel Leon				Team Motopark		Dallara F320 Spiess	1:57.652	3	1:58.724	2	2:02.185	1				
6	6	Vladislav Ryabov		R	3	CryptoTower Racing		Dallara F320 Spiess	1:57.694	11	1:57.966	10	1:58.040	12	1:58.085	13	1:58.609	9
7	84	Francesco				BVM Racing		Dallara F320 Spiess	1:57.879	3	1:58.459	2	2:01.933	1				
8	99	Attila Pénzes				CryptoTower Racing		Dallara F320 Spiess	1:59.931	11	2:00.216	10	2:00.665	9	2:01.306	2	2:01.422	13



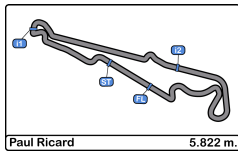


Paul Ricard
Euroformula Open
Race - 1
Best 5 Top Speeds



Clas	Nº	Driver	Nat	Cat	Cls	Team	Nat	Vehicle	Top 1		Top 2		Top 3		Top 4		Top 5		Avg	
									Km/h	Lap	Km/h	Lap	Km/h	Lap	Km/h	Lap	Km/h	Lap		
1	26	Jakob Bergmeister		DEU	R	1	Team Motopark		Dallara F320 Spiess	241.0	3	238.4	4	236.3	11	235.8	2	234.7	10	237.2
2	73	Cian Shields		GBR			Team Motopark		Dallara F320 Spiess	241.0	2	235.8	8	233.2	3	232.2	11	231.7	4	234.8
3	23	Bryce Aron		USA			Team Motopark		Dallara F320 Spiess	236.8	3	236.8	4	234.7	2	234.7	12	234.7	13	235.6
4	19	Noel Leon		MEX			Team Motopark		Dallara F320 Spiess	236.3	2	235.8	4	232.2	3	186.2	1			222.6
5	10	Juju Noda		JPN	R	2	Noda Racing		Dallara F320 Spiess	235.2	4	234.7	3	233.7	2	232.7	11	231.2	12	233.5
6	6	Vladislav Ryabov		RUS	R	3	CryptoTower Racing Team		Dallara F320 Spiess	231.7	4	231.7	11	231.2	10	229.7	3	229.7	12	230.8
7	99	Attila Pénzes		HUN			CryptoTower Racing Team		Dallara F320 Spiess	229.7	11	229.2	4	228.8	3	228.8	10	228.8	12	229.1
8	84	Francesco Simonazzi		ITA			BVM Racing		Dallara F320 Spiess	229.2	4	228.8	2	228.8	3	188.4	1			218.8



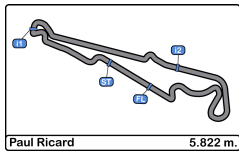


Paul Ricard
Euroformula Open
Race - 1
Fastest Laps Sequence



Lap	Time of Day	Session Time	Nº Driver	Nat	Cat	Team	Nat	Vehicle	Time	Km/h
2	14:52:25.394	4:00.394	84 Francesco Simonazzi		ITA	BVM Racing		Dallara F320 Spiess	1:58.459	176.9
2	14:52:28.031	4:03.031	73 Cian Shields		GBR	Team Motopark		Dallara F320 Spiess	1:58.131	177.4
3	14:54:23.272	5:58.272	84 Francesco Simonazzi		ITA	BVM Racing		Dallara F320 Spiess	1:57.879	177.8
3	14:54:23.562	5:58.562	19 Noel Leon		MEX	Team Motopark		Dallara F320 Spiess	1:57.652	178.1
9	15:10:48.121	22:23.121	26 Jakob Bergmeister		DEU	R Team Motopark		Dallara F320 Spiess	1:57.559	178.2
10	15:12:45.134	24:20.134	10 Juju Noda		JPN	R Noda Racing		Dallara F320 Spiess	1:57.553	178.2
11	15:14:42.136	26:17.136	10 Juju Noda		JPN	R Noda Racing		Dallara F320 Spiess	1:57.001	179.1



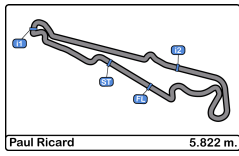


Paul Ricard
Euroformula Open
Race - 1
Event Best Maximum Speed



N°	Driver	Nat	Cat	Clas	Team	Nat	Vehicle	Km/h	Session
73	Cian Shields		GBR		Team Motopark		DEU Dallara F320 Spiess	241.0	Race - 1
26	Jakob Bergmeister		DEU	R 1	Team Motopark		DEU Dallara F320 Spiess	241.0	Race - 1
23	Bryce Aron		USA		Team Motopark		DEU Dallara F320 Spiess	236.8	Race - 1
19	Noel Leon		MEX		Team Motopark		DEU Dallara F320 Spiess	236.3	Race - 1
84	Francesco Simonazzi		ITA		BVM Racing		ITA Dallara F320 Spiess	235.2	Free Practice - 1
10	Juju Noda		JPN	R 2	Noda Racing		JPN Dallara F320 Spiess	235.2	Race - 1
6	Vladislav Ryabov		RUS	R 3	CryptoTower Racing Team		JPN Dallara F320 Spiess	232.2	Free Practice - 1
99	Attila Pénzes		HUN		CryptoTower Racing Team		JPN Dallara F320 Spiess	231.7	Free Practice - 1





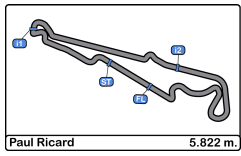
Paul Ricard
Euroformula Open
Race - 1
Lap Chart



LAP

Nr	Pos	Grid	1	2	3	4	5	6	7	8	9	10	11	12	13
19	1	19	84	84	84	10	10	10	10	10	10	10	10	10	10
84	2	84	19	19	19	6	6	6	6	26	26	26	26	26	26
23	3	23	6	6	73	26	26	26	26	73	73	73	73	73	23
6	4	6	10	73	6	23	23	23	23	23	23	23	23	23	73
10	5	10	73	10	10	73	73	73	73	6	6	6	6	6	6
73	6	73	26	26	26	99	99	99	99	99	99	99	99	99	99
26	7	26	23	23	23										
99	8	99	99	99	99										

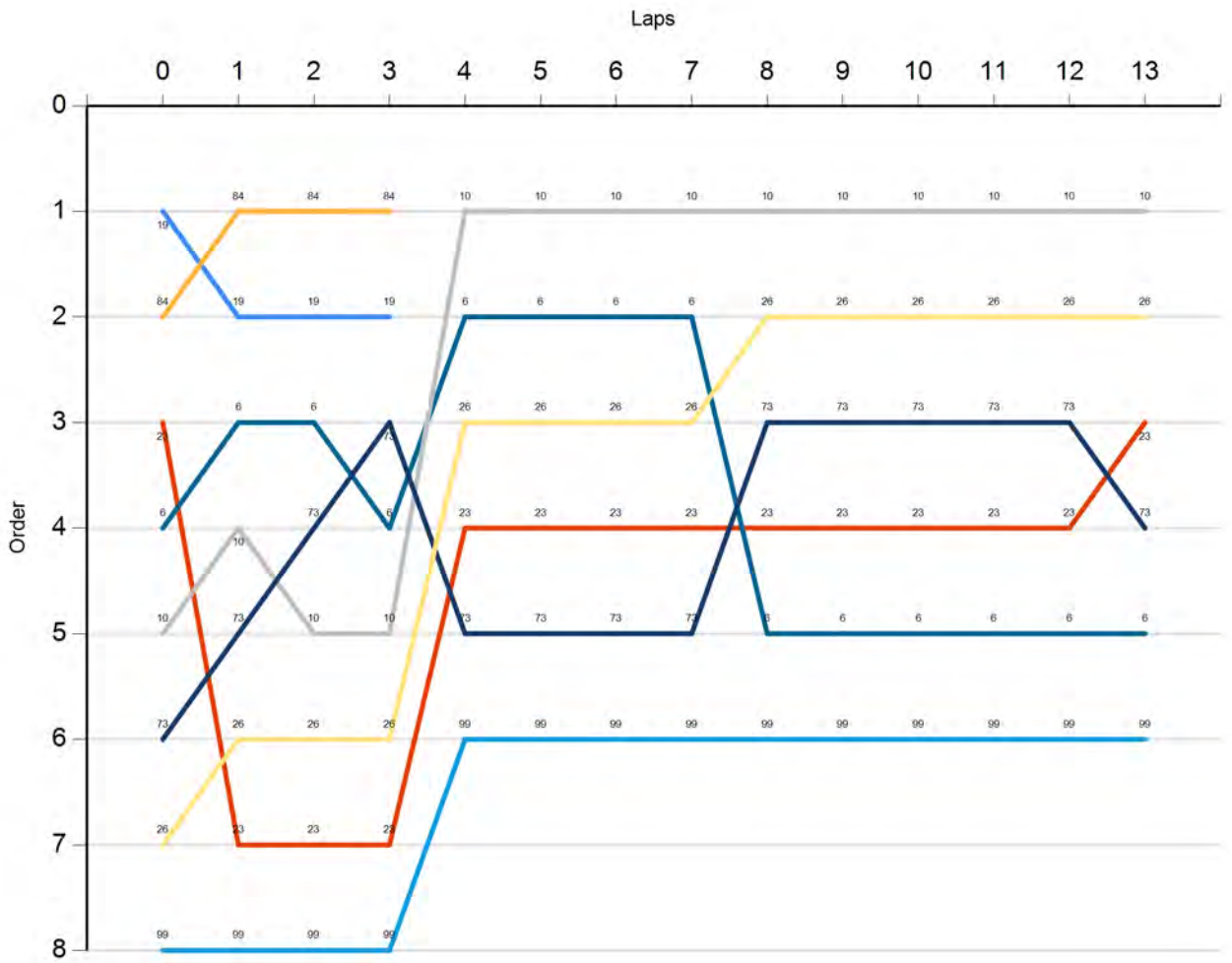


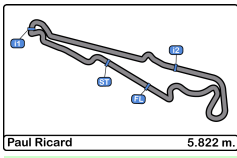


Paul Ricard
Euroformula Open
Race - 1
Graphic Lap Chart



- 19
- 84
- 23
- 6
- 10
- 73
- 26
- 99



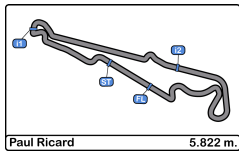


Paul Ricard
Euroformula Open
Race - 1
Pit Stop Analysis



Or d.	Nr.	In Day Time	Driver	Nat	Cat	Team	Nat	Vehicle	In Time	Stop N°	Pit Time	Handicap	Dif.
----------	-----	-------------	--------	-----	-----	------	-----	---------	---------	---------	----------	----------	------

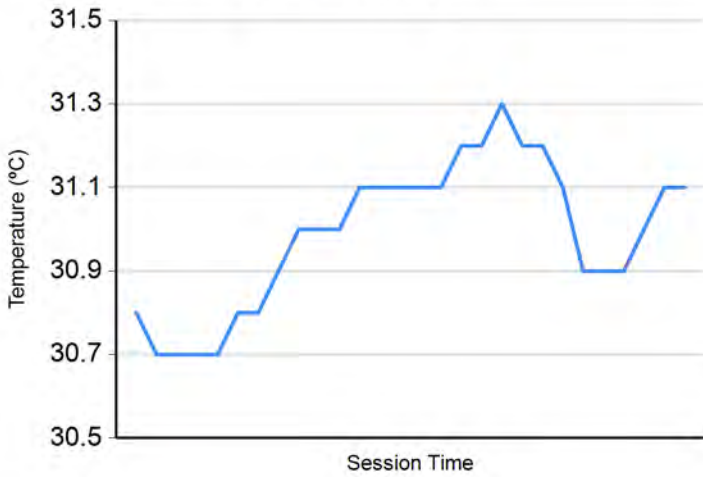




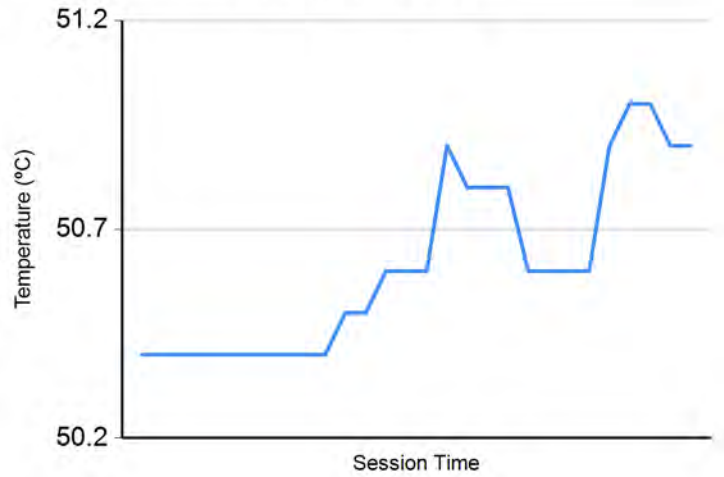
Paul Ricard
Euroformula Open
Race - 1
Weather Report



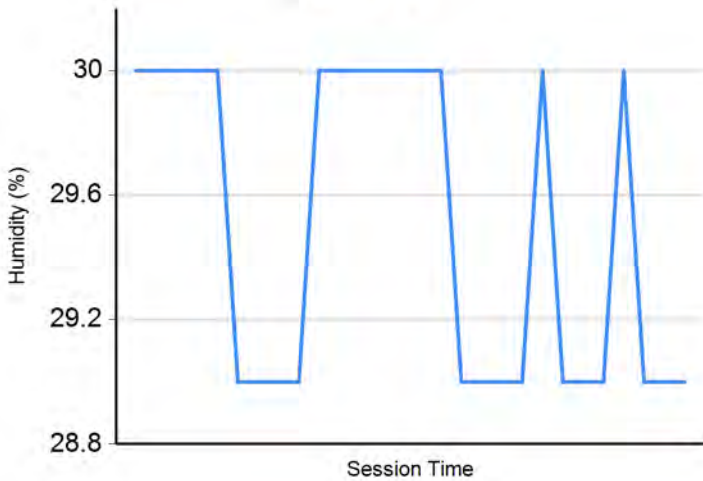
Air Temperature



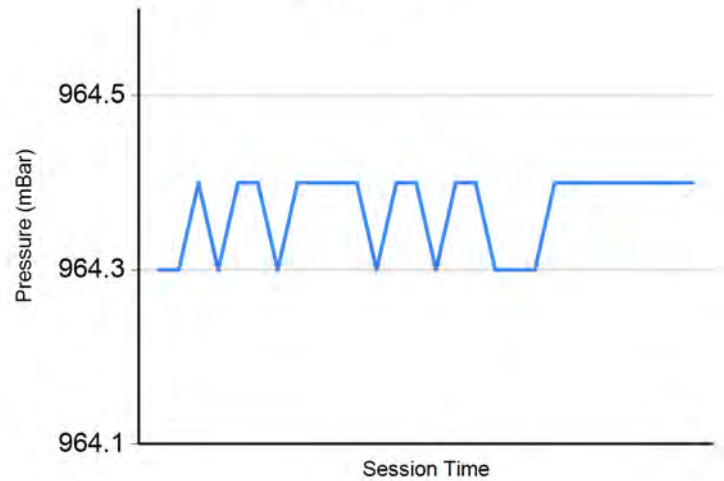
Track Temperature



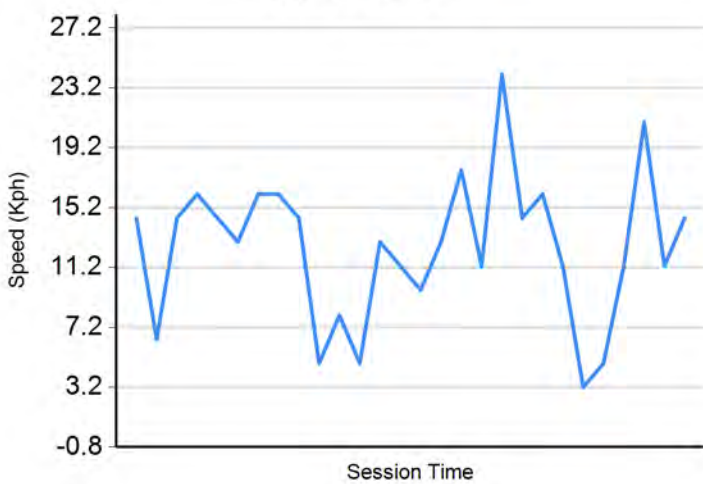
Humidity



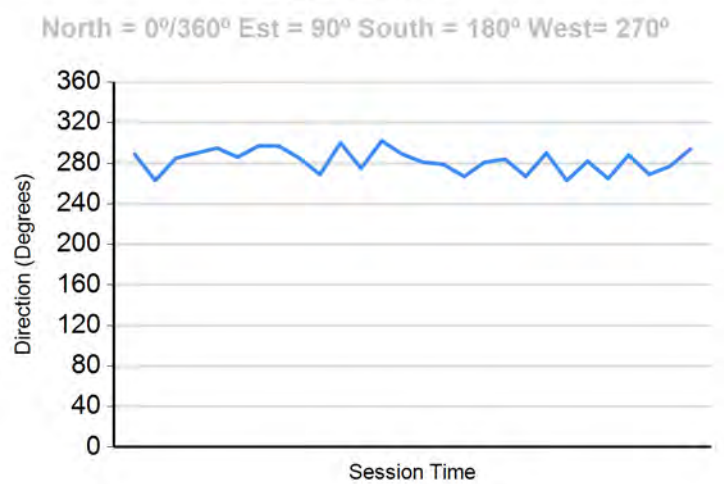
Pressure

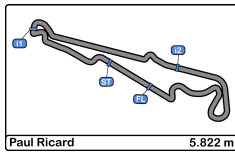


Wind Speed



Wind direction





Paul Ricard
Euroformula Open
Race - 1
Final Results



Clas	Nº	Driver	Nat	Cat	Clas	Team	Nat	Vehicle	Laps	Total Time	Gap	Interval	Km/h	Best	Time	Km/h
1	10	Juju Noda		R	1	Noda Racing		Dallara F320 Spiess	13	30:12.519			150.3	11	1:57.001	179.1
2	26	Jakob Bergmeister		R	2	Team Motopark		Dallara F320 Spiess	13	30:14.779	2.260	2.260	150.1	11	1:57.414	178.5
3	23	Bryce Aron				Team Motopark		Dallara F320 Spiess	13	30:16.407	3.888	1.628	150.0	11	1:57.272	178.7
4	73	Cian Shields				Team Motopark		Dallara F320 Spiess	13	30:17.232	4.713	0.825	149.9	11	1:57.586	178.2
5	6	Vladislav Ryabov		R	3	CryptoTower Racing Team		Dallara F320 Spiess	13	30:18.822	6.303	1.590	149.8	11	1:57.694	178.0
6	99	Attila Pénzes				CryptoTower Racing Team		Dallara F320 Spiess	13	30:35.919	23.400	17.097	148.4	11	1:59.931	174.7
Not classified: (Requirements: 75% of number laps of leader = 10 Laps)																
	84	Francesco Simonazzi				BVM Racing		Dallara F320 Spiess	3	5:58.271	10 Laps	10 Laps	175.5	3	1:57.879	177.8
	19	Noel Leon				Team Motopark		Dallara F320 Spiess	3	5:58.561	10 Laps	0.290	175.3	3	1:57.652	178.1

Fastest lap Juju Noda in 1:57.001 at 179.1 Km/h in lap 11

Published at:.....

Track Temp: **50.9 °C** Air Temp: **31.1 °C** Humidity: **29 %** Track Status: **DRY**

Stewards:

Timekeeper:

Luis Garcia
 JOB-1605-ESP/M







Championship Classification

Cls	N°	Name	Nat	Net		Portimao			Spa-Francorchamps				Hungaroring				Paul Ricard				Red Bull Ring				Monza				Mugello				Barcelona														
				Pts	Pts	q	R1	R2	R3	q	R1	R2	R3	q	R1	R2	R3	q	R1	R2	R3	q	R1	R2	R3	q	R1	R2	R3	q	R1	R2	R3														
1	19	Noel Leon		175	175	17	11	25	1	26	21	16	1	26	12	18	1	NC																													
2	23	Bryce Aron		147	147	10	12	12		17	25	10		8	26	12		15																													
3	84	Francesco Simonazzi		127	127	12	25	15		10	15	18		12	10	10		NC																													
4	73	Cian Shields		119	119	8	2	10		18	12	27		18	4	8		12																													
5	21	Josh Mason		96	96		NP	NP	NP		12	10	12		17	20	25		NP																												
6	10	Juju Noda		91	91	6	6	6		6	6	8		10	15	2		26																													
7	26	Jakob Bergmeister		80	80		NP	8	8		8	8		4	6	18		20																													
8	77	Tim Tramnitz		55	55	19	15	21										NP																													
9	15	Enzo Trulli		50	50	1	25	20	4									NP																													
10	7	Vladimir Netusil		21	21		NP	4	1		1	1	6		2	2	4		NP																												
11	20	Benjamin Berta		20	20		NP	NP	NP		NP	NP	NP		6	8	6		NP																												
12	6	Vladislav Ryabov		10	10		NP	NP	NP		NP	NP	NP		NP	NP	NP		10																												
13	99	Attila Péntzes		8	8		NP	NP	NP		NP	NP	NP		NP	NP	NP		8																												
14	39	Gerrard Xie		8	8		NP	NP	NP		4	4			8	8	NP		NP																												
15	212	Paolo Brajnik		6	6		NC	NP	2		2	2			NC	NP	NP		NP																												

















Championship Rookie Classification

Cls	N°	Name	Nat	Net		 Portimao			 SPA-Francorchamps			 Hungaroring			 Paul Ricard			 Red Bull Ring			 Monza			 Barcelona			TBC		
				Pts	Pts	R1	R2	R3	R1	R2	R3	R1	R2	R3	R1	R2	R3	R1	R2	R3	R1	R2	R3	R1	R2	R3	R1	R2	R3
1	10	Juju Noda		90	90	10	8	8	8	8	10	10	10	8	10														
2	26	Jakob Bergmeister		74	74		10	10	10	10		8	8	10	8														
3	39	Gerrard Xie		12	12				6	6																			
4	6	Vladislav Ryabov		6	6									6															



Championship Teams' Classification

Cls	Team	Nat	Pts	 <u>Portimao</u>			 <u>SPA-Francorchamps</u>			 <u>Hungaroring</u>			 <u>Paul Ricard</u>			 <u>Red Bull Ring</u>			 <u>Monza</u>			 <u>Mugello</u>			 <u>Barcelona</u>		
				R1	R2	R3	R1	R2	R3	R1	R2	R3	R1	R2	R3	R1	R2	R3	R1	R2	R3	R1	R2	R3	R1	R2	R3
1	Team Motopark		142	9	7	14	18	18	16	18	14	14	14														
2	CryptoTower Racing Team		78	18	14	8	4	3	4	6	8	10	3														
3	BVM Racing		47	4	10	6	3	6	8	4	3	3															
4	Noda Racing		19							3	6		10														
5	NV Racing		0																								
5	Effective Racing		0																								

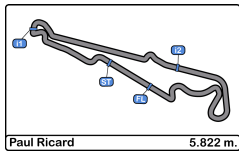

Drivers Statistics

Cls	Nº	Name	Nat	Net Points	Points	First Positions	Seconds Positions	Thirds Positions	Race Fastest Laps	Pole Positions	Laps in first place	Km. covered in Race	Km. covered in Practice
1	19	Noel Leon		175	175	3	1	3	6	3		732.646	869.244
2	23	Bryce Aron		147	147	2		2	1	1		790.866	889.828
3	84	Francesco Simonazzi		127	127	1	1	2				732.646	965.468
4	73	Cian Shields		119	119	1	2			2		781.560	834.513
5	21	Josh Mason		96	96	1	1	1				468.571	395.852
6	10	Juju Noda		91	91	1		1	1			790.866	945.775
7	26	Jakob Bergmeister		80	80		2			2		648.729	902.582
8	77	Tim Tramnitz		55	55		2	1	2			246.609	209.385
9	15	Enzo Trulli		50	50	1	1			1		246.609	232.650
10	7	Vladimir Netusil		21	21							631.698	409.196
11	20	Benjamin Berta		20	20							223.431	192.764
12	6	Vladislav Ryabov		10	10							75.686	238.702
13	99	Attila Péntzes		8	8							75.686	197.948
14	39	Gerrard Xie		8	8							182.104	154.088
15	212	Paolo Brajnik		6	6							319.518	520.833



Drivers Performance

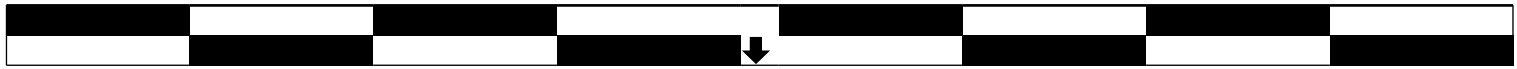
Cls	Nº	Name	Nat	Net Pts	Pts	Portimao			SPA-Francorchamps			Hungaroring			Paul Ricard			Red Bull Ring			Monza			Mugello			Barcelona		
						R1	R2	R3	R1	R2	R3	R1	R2	R3	R1	R2	R3	R1	R2	R3	R1	R2	R3	R1	R2	R3	R1	R2	R3
1	19	Noel Leon		175	175	4-3	4-5	3-1	1-1	6-2	6-3	1-1	6-4	6-3	1-NC														
2	23	Bryce Aron		147	147	5-5	2-4	2-4	5-3	4-1	2-5	7-6	1-1	7-4	3-3														
3	84	Francesco Simonazzi		127	127	3-4	3-1	4-3	3-5	2-3	4-2	3-4	3-5	4-5	2-NC														
4	73	Cian Shields		119	119	6-6	1-9	1-5	2-2	5-4	5-1	2-2	5-8	5-6	6-4														
5	21	Josh Mason		96	96	NP-NP	NP-NP	NP-NP	4-4	3-5	3-4	4-3	4-2	3-1	NP-NP														
6	10	Juju Noda		91	91	8-7	7-7	8-7	8-7	7-7	8-6	5-5	2-3	2-9	5-1														
7	26	Jakob Bergmeister		80	80	7-NP	9-6	7-6	7-6	1-6	NP-NP	6-8	8-7	1-2	7-2														
8	77	Tim Tramnitz		55	55	2-2	5-3	5-2	NP-NP	NP-NP	NP-NP	NP-NP	NP-NP	NP-NP	NP-NP														
9	15	Enzo Trulli		50	50	1-1	6-2	6-8	NP-NP	NP-NP	NP-NP	NP-NP	NP-NP	NP-NP	NP-NP														
10	7	Vladimir Netusil		21	21	10-NP	10-8	10-10	10-10	10-10	10-7	9-9	9-9	9-8	NP-NP														
11	20	Benjamin Berta		20	20	NP-NP	NP-NP	NP-NP	NP-NP	NP-NP	NP-NP	8-7	7-6	8-7	NP-NP														
12	6	Vladislav Ryabov		10	10	NP-NP	NP-NP	NP-NP	NP-NP	NP-NP	NP-NP	NP-NP	NP-NP	NP-NP	4-5														
13	99	Attila Péntzes		8	8	NP-NP	NP-NP	NP-NP	NP-NP	NP-NP	NP-NP	NP-NP	NP-NP	NP-NP	8-6														
14	39	Gerrard Xie		8	8	NP-NP	NP-NP	NP-NP	6-8	8-8	NP-NP	NP-NP	NP-NP	NP-NP	NP-NP														
15	212	Paolo Brajnik		6	6	9-NC	NP-NP	9-9	9-9	9-9	NP-NP	10-NC	NP-NP	NP-NP	NP-NP														



Paul Ricard
Euroformula Open
Race - 2
Starting Grid



8	19	Team Motopark Noel Leon	5:58.561	.4.	BVM Racing Francesco Simonazzi	84	7
6	10	Noda Racing Juiu Noda	30:12.519	.3.	Team Motopark Jakob Berameister	26	5
4	23	Team Motopark Brvce Aron	30:16.407	.2.	Team Motopark Cian Shields	73	3
2	6	CryptoTower Racing Team Vladislav Rvabov	30:18.822	.1.	CryptoTower Racing Team Attila Péntzes	99	1

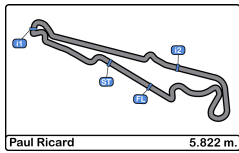


Pole

Published at:.....

Stewards:	Timekeeper:  Luis Garcia JOB-1605-ESP/M
------------------	--





Paul Ricard
Euroformula Open
Race - 2
Provisional Results



Clas	Nº	Driver	Nat	Cat	Clas	Team	Nat	Vehicle	Laps	Total Time	Gap	Interval	Km/h	Best	Time	Km/h
1	23	Bryce Aron	USA			Team Motopark	DEU	Dallara F320 Spiess	15	29:27.431			177.8	3	1:57.230	178.7
2	73	Cian Shields	GBR			Team Motopark	DEU	Dallara F320 Spiess	15	29:38.161	10.730	10.730	176.8	12	1:57.142	178.9
3	84	Francesco Simonazzi	ITA			BVM Racing	ITA	Dallara F320 Spiess	15	29:46.434	19.003	8.273	175.9	8	1:57.713	178.0
4	10	Juju Noda	JPN	R	1	Noda Racing	JPN	Dallara F320 Spiess	15	29:48.118	20.687	1.684	175.8	14	1:57.996	177.6
5	26	Jakob Bergmeister	DEU	R	2	Team Motopark	DEU	Dallara F320 Spiess	15	29:49.572	22.141	1.454	175.6	8	1:58.029	177.5
6	6	Vladislav Ryabov	IND	R	3	CryptoTower Racing Team	JPN	Dallara F320 Spiess	15	29:52.693	25.262	3.121	175.3	11	1:58.131	177.4
7	19	Noel Leon	MEX			Team Motopark	DEU	Dallara F320 Spiess	15	30:00.753	33.322	8.060	174.5	7	1:57.555	178.2
8	99	Attila Pénzes	HUN			CryptoTower Racing Team	JPN	Dallara F320 Spiess	15	30:10.783	43.352	10.030	173.6	4	1:59.730	175.0

Fastest lap Cian Shields in 1:57.142 at 178.9 Km/h in lap 12

Published at:.....


Track Temp: **44.3 °C** Air Temp: **29.5 °C** Humidity: **39 %** Track Status: **DRY**

Race Director:

Neus Santamaría Sanromà

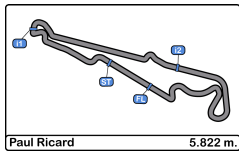
DPB-0819-ESP/CAT

Timekeeper:


 Luis Garcia

JOB-1605-ESP/M





Paul Ricard
Euroformula Open
Race - 2
Provisional Results by Category



Paul Ricard 5.822 m

Rookie																
Clas	Nº	Driver	Nat	Cat	Clas	Team	Nat	Vehicle	Laps	Total Time	Gap	Interval	Km/h	Best	Time	Km/h
1	10	Juju Noda		R	1	Noda Racing		Dallara F320 Spiess	15	29:48.118			175.8	14	1:57.996	177.6
2	26	Jakob Bergmeister		R	2	Team Motopark		Dallara F320 Spiess	15	29:49.572	1.454	1.454	175.6	8	1:58.029	177.5
3	6	Vladislav Ryabov		R	3	CryptoTower Racing Team		Dallara F320 Spiess	15	29:52.693	4.575	3.121	175.3	11	1:58.131	177.4
Clas	Nº	Driver	Nat	Cat	Clas	Team	Nat	Vehicle	Laps	Total Time	Gap	Interval	Km/h	Best	Time	Km/h
1	23	Bryce Aron				Team Motopark		Dallara F320 Spiess	15	29:27.431			177.8	3	1:57.230	178.7
2	73	Cian Shields				Team Motopark		Dallara F320 Spiess	15	29:38.161	10.730	10.730	176.8	12	1:57.142	178.9
3	84	Francesco Simonazzi				BVM Racing		Dallara F320 Spiess	15	29:46.434	19.003	8.273	175.9	8	1:57.713	178.0
4	19	Noel Leon				Team Motopark		Dallara F320 Spiess	15	30:00.753	33.322	14.319	174.5	7	1:57.555	178.2
5	99	Attila Pénzes				CryptoTower Racing Team		Dallara F320 Spiess	15	30:10.783	43.352	10.030	173.6	4	1:59.730	175.0

Fastest lap Cian Shields in 1:57.142 at 178.9 Km/h in lap 12

Published at:.....

Track Temp: **44.3 °C** Air Temp: **29.5 °C** Humidity: **39 %** Track Status: **DRY**

Race Director:

Neus Santamaría Sanromà

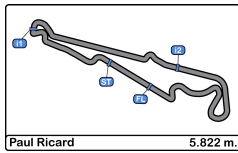
DPB-0819-ESP/CAT

Timekeeper:

Luis Garcia

JOB-1605-ESP/M





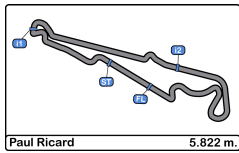
Paul Ricard
Euroformula Open
Race - 2



Provisional Classification by Driver Fastest Lap

Clas	Nº	Driver	Nat	Cat	Clas	Team	Nat	Vehicle	Laps	Best	Time	Gap	Interval	Km/h
1	73	Cian Shields		GBR		Team Motopark		Dallara F320 Spiess	15	12	1:57.142			178.9
2	23	Bryce Aron		USA		Team Motopark		Dallara F320 Spiess	15	3	1:57.230	0.088	0.088	178.7
3	19	Noel Leon		MEX		Team Motopark		Dallara F320 Spiess	15	7	1:57.555	0.413	0.325	178.2
4	84	Francesco Simonazzi		ITA		BVM Racing		Dallara F320 Spiess	15	8	1:57.713	0.571	0.158	178.0
5	10	Juju Noda		JPN	R 1	Noda Racing		Dallara F320 Spiess	15	14	1:57.996	0.854	0.283	177.6
6	26	Jakob Bergmeister		DEU	R 2	Team Motopark		Dallara F320 Spiess	15	8	1:58.029	0.887	0.033	177.5
7	6	Vladislav Ryabov		RUS	R 3	CryptoTower Racing Team		Dallara F320 Spiess	15	11	1:58.131	0.989	0.102	177.4
8	99	Attila Pénzes		HUN		CryptoTower Racing Team		Dallara F320 Spiess	15	4	1:59.730	2.588	1.599	175.0





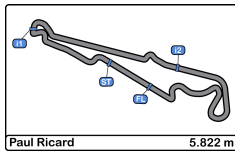
Paul Ricard
Euroformula Open
Race - 2



Distance and Speed Average

Clas	Nº	Driver	Nat	Cat	Clas	Team	Nat	Vehicle	Laps	Distance	Total Time	Km/h
1	23	Bryce Aron		USA		Team Motopark		Dallara F320 Spiess	15	87.33	29:27.431	177.8
2	73	Cian Shields		GBR		Team Motopark		Dallara F320 Spiess	15	87.33	29:38.161	176.8
3	84	Francesco Simonazzi		ITA		BVM Racing		Dallara F320 Spiess	15	87.33	29:46.434	175.9
4	10	Juju Noda		R	1	Noda Racing		Dallara F320 Spiess	15	87.33	29:48.118	175.8
5	26	Jakob Bergmeister		R	2	Team Motopark		Dallara F320 Spiess	15	87.33	29:49.572	175.6
6	6	Vladislav Ryabov		R	3	CryptoTower Racing Team		Dallara F320 Spiess	15	87.33	29:52.693	175.3
7	19	Noel Leon				Team Motopark		Dallara F320 Spiess	15	87.33	30:00.753	174.5
8	99	Attila Pénzes				CryptoTower Racing Team		Dallara F320 Spiess	15	87.33	30:10.783	173.6





Paul Ricard
Euroformula Open
Race - 2
Lap Analysis



6 Vladislav Ryabov Dallara F320 Spiess **23** Bryce Aron Dallara F320 Spiess

Rookie

CryptoTower Racing Team

Team Motopark

Lap	D	Time	Sector 1	Sector 2	Sector 3	T. Spd	Elapsed	Lap	D	Time	Sector 1	Sector 2	Sector 3	T. Spd	Elapsed
1		2:03.422	37.183	36.879	49.360	189.4	2:03.422	1		2:01.832	36.044	36.695	49.093	197.0	2:01.832
2		1:58.962	32.544	37.028	49.390	232.2	4:02.384	2		1:57.400	32.007	36.474	48.919	232.7	3:59.232
3		1:59.361	32.252	36.700	50.409	231.7	6:01.745	3		1:57.230	31.957	36.417	48.856	232.7	5:56.462
4		1:59.088	32.833	36.793	49.462	231.2	8:00.833	4		1:57.411	32.012	36.414	48.985	233.7	7:53.873
5		2:00.766	33.277	36.633	50.856	231.2	10:01.599	5		1:57.386	32.007	36.367	49.012	233.7	9:51.259
6		2:01.437	34.070	36.990	50.377	230.7	12:03.036	6		1:57.371	31.907	36.376	49.088	233.7	11:48.630
7		1:59.817	33.688	36.730	49.399	240.5	14:02.853	7		1:57.283	32.003	36.324	48.956	233.2	13:45.913
8		1:58.263	32.287	36.547	49.429	237.3	16:01.116	8		1:57.721	32.047	36.515	49.159	233.7	15:43.634
9		2:00.596	32.278	36.506	51.812	237.3	18:01.712	9		1:57.657	32.019	36.442	49.196	234.2	17:41.291
10		1:58.802	32.573	36.783	49.446	233.2	20:00.514	10		1:57.614	31.938	36.496	49.180	233.7	19:38.905
11		1:58.131	32.301	36.623	49.207	233.2	21:58.645	11		1:57.745	32.118	36.452	49.175	234.2	21:36.650
12		1:58.242	32.193	36.677	49.372	233.2	23:56.887	12		1:57.564	32.013	36.517	49.034	233.7	23:34.214
13		1:58.489	32.291	36.604	49.594	233.2	25:55.376	13		1:57.534	31.980	36.441	49.113	233.7	25:31.748
14		1:58.694	32.495	36.885	49.314	233.2	27:54.070	14		1:57.440	31.836	36.449	49.155	233.2	27:29.188
15		1:58.623	32.465	36.813	49.345	233.7	29:52.693	15		1:58.243	32.309	36.551	49.383	234.2	29:27.431

10 Juju Noda Dallara F320 Spiess **26** Jakob Bergmeister Dallara F320 Spiess

Rookie

Noda Racing

Rookie

Team Motopark

Lap	D	Time	Sector 1	Sector 2	Sector 3	T. Spd	Elapsed	Lap	D	Time	Sector 1	Sector 2	Sector 3	T. Spd	Elapsed
1		2:04.495	37.740	36.751	50.004	200.0	2:04.495	1		2:06.139	38.881	36.944	50.314	197.8	2:06.139
2		1:58.600	32.224	36.546	49.830	234.2	4:03.095	2		1:58.724	32.514	36.720	49.490	238.4	4:04.863
3		1:58.925	32.199	36.511	50.215	235.2	6:02.020	3		1:58.568	32.670	36.533	49.365	237.3	6:03.431
4		2:00.300	34.004	36.596	49.700	231.7	8:02.320	4		1:59.439	33.145	36.771	49.523	238.9	8:02.870
5		2:00.038	33.360	36.513	50.165	237.3	10:02.358	5		1:59.734	33.158	36.646	49.930	239.4	10:02.604
6		2:01.435	34.068	37.462	49.905	240.0	12:03.793	6		2:00.785	33.720	37.040	50.025	245.4	12:03.389
7		1:58.488	32.589	36.520	49.379	240.5	14:02.281	7		1:58.201	32.438	36.469	49.294	241.0	14:01.590
8		1:58.291	32.251	36.533	49.507	240.0	16:00.572	8		1:58.029	32.250	36.458	49.321	236.3	15:59.619
9		1:58.190	32.219	36.611	49.360	238.9	17:58.762	9		1:58.175	32.195	36.437	49.543	236.8	17:57.794
10		1:58.286	32.341	36.449	49.496	238.4	19:57.048	10		1:58.366	32.278	36.466	49.622	235.2	19:56.160
11		1:58.143	32.266	36.388	49.489	238.9	21:55.191	11		1:58.351	32.167	36.669	49.515	235.8	21:54.511
12		1:58.564	32.381	36.343	49.840	239.4	23:53.755	12		1:58.695	32.378	36.614	49.703	236.8	23:53.206
13		1:58.168	32.352	36.387	49.429	240.0	25:51.923	13		1:59.211	32.452	37.112	49.647	235.8	25:52.417
14		1:57.996	32.202	36.558	49.236	237.3	27:49.919	14		1:58.327	32.458	36.438	49.431	240.0	27:50.744
15		1:58.199	32.325	36.419	49.455	235.8	29:48.118	15		1:58.828	32.399	36.559	49.870	237.8	29:49.572

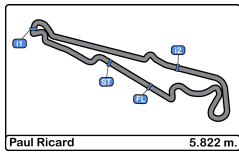
19 Noel Leon Dallara F320 Spiess **73** Cian Shields Dallara F320 Spiess

Team Motopark

Team Motopark

Lap	D	Time	Sector 1	Sector 2	Sector 3	T. Spd	Elapsed	Lap	D	Time	Sector 1	Sector 2	Sector 3	T. Spd	Elapsed
1		2:04.807	37.956	36.632	50.219	196.3	2:04.807	1		2:05.305	39.364	36.623	49.318	192.8	2:05.305
2		1:59.258	33.359	36.347	49.552	231.2	4:04.065	2		1:58.681	32.617	36.525	49.539	241.0	4:03.986
3		1:58.568	32.993	36.380	49.195	243.2	6:02.633	3		1:58.283	32.790	36.262	49.231	241.0	6:02.269
4		1:59.774	33.646	36.467	49.661	236.8	8:02.407	4		1:58.861	32.962	36.464	49.435	241.6	8:01.130
5		1:59.441	32.814	36.366	50.261	238.4	10:01.848	5		2:00.754	33.524	36.334	50.896	238.9	10:01.884
6		2:00.186	34.093	36.798	49.295	235.8	12:02.034	6		1:59.119	33.528	36.605	48.986	238.4	12:01.003
7		1:57.555	32.047	36.312	49.196	234.7	13:59.589	7		1:57.577	31.892	36.380	49.305	233.7	13:58.580
8		1:57.593	32.027	36.378	49.188	233.2	15:57.182	8		1:57.508	32.043	36.358	49.107	233.7	15:56.088
9		1:57.894	31.969	36.566	49.359	234.7	17:55.076	9		1:57.144	31.758	36.341	49.045	234.7	17:53.232
10		1:58.752	32.188	36.672	49.892	233.2	19:53.828	10		1:57.334	31.941	36.396	48.997	233.7	19:50.566
11		1:59.903	32.151	37.825	49.927	233.2	21:53.731	11		1:57.473	32.009	36.419	49.045	234.2	21:48.039
12		2:00.559	32.325	37.356	50.878	235.2	23:54.290	12		1:57.142	31.977	36.292	48.873	233.7	23:45.181
13		2:02.254	33.452	37.581	51.221	204.9	25:56.544	13		1:57.474	32.118	36.356	49.000	233.7	25:42.655
14		2:02.771	32.969	37.294	52.508	232.7	27:59.315	14		1:57.718	32.041	36.453	49.224	234.2	27:40.373
15		2:01.438	32.950	37.796	50.692	230.7	30:00.753	15		1:57.788	32.005	36.296	49.487	234.2	29:38.161





Paul Ricard
Euroformula Open
Race - 2
Lap Analysis



84

Francesco Simonazzi

Dallara F320 Spiess

BVM Racing

Lap	D	Time	Sector 1	Sector 2	Sector 3	T. Spd	Elapsed
1		2:04.947	38.617	36.580	49.750	197.4	2:04.947
2		1:58.730	32.616	36.227	49.887	239.4	4:03.677
3		1:58.458	32.187	36.261	50.010	239.4	6:02.135
4		1:59.572	33.521	36.366	49.685	236.3	8:01.707
5		1:59.995	33.196	36.640	50.159	238.9	10:01.702
6		2:01.073	34.180	37.099	49.794	234.2	12:02.775
7		1:57.755	32.259	36.244	49.252	237.8	14:00.530
8		1:57.713	32.220	36.205	49.288	237.3	15:58.243
9		1:57.931	32.128	36.331	49.472	237.3	17:56.174
10		1:58.341	32.174	36.331	49.836	236.3	19:54.515
11		1:58.613	32.298	36.589	49.726	238.4	21:53.128
12		1:58.293	32.154	36.590	49.549	234.2	23:51.421
13		1:58.321	32.163	36.550	49.608	234.7	25:49.742
14		1:58.206	32.119	36.532	49.555	234.7	27:47.948
15		1:58.486	32.302	36.543	49.641	234.7	29:46.434

99

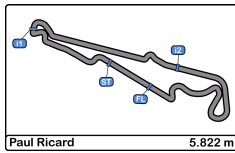
Attila Pénzes

Dallara F320 Spiess

CryptoTower Racing Team

Lap	D	Time	Sector 1	Sector 2	Sector 3	T. Spd	Elapsed
1		2:07.172	39.497	37.728	49.947	188.4	2:07.172
2		1:59.993	33.035	36.981	49.977	235.8	4:07.165
3		2:00.513	33.212	37.109	50.192	232.2	6:07.678
4		1:59.730	32.838	36.986	49.906	233.2	8:07.408
5		2:00.466	32.992	36.917	50.557	233.7	10:07.874
6		2:00.032	32.854	37.040	50.138	234.2	12:07.906
7		1:59.912	32.832	36.936	50.144	233.2	14:07.818
8		2:00.073	32.726	37.009	50.338	231.2	16:07.891
9		2:00.470	32.989	37.077	50.404	232.7	18:08.361
10		2:00.805	33.019	37.147	50.639	232.2	20:09.166
11		2:00.462	33.015	37.106	50.341	232.2	22:09.628
12		2:00.889	32.698	37.480	50.711	231.2	24:10.517
13		2:00.239	32.978	37.190	50.071	231.7	26:10.756
14		2:00.032	32.864	37.185	49.983	231.7	28:10.788
15		1:59.995	32.428	37.006	50.561	232.2	30:10.783





Paul Ricard
Euroformula Open
Race - 2



Paul Ricard 5.822 m

Analysis by Lap

Num	Lap Time	Gap
-----	----------	-----

Lap 1

23	2:01.832	
6	2:03.422	01.590
10	2:04.495	02.663
19	2:04.807	02.975
84	2:04.947	03.115
73	2:05.305	03.473
26	2:06.139	04.307
99	2:07.172	05.340

Num	Lap Time	Gap
-----	----------	-----

Lap 2

23	1:57.400	
6	1:58.962	03.152
10	1:58.600	03.863
84	1:58.730	04.445
73	1:58.681	04.754
19	1:59.258	04.833
26	1:58.724	05.631
99	1:59.993	07.933

Num	Lap Time	Gap
-----	----------	-----

Lap 3

23	1:57.230	
6	1:59.361	05.283
10	1:58.925	05.558
84	1:58.458	05.673
73	1:58.283	05.807
19	1:58.568	06.171
26	1:58.568	06.969
99	2:00.513	11.216

Num	Lap Time	Gap
-----	----------	-----

Lap 4

23	1:57.411	
6	1:59.088	06.960
73	1:58.861	07.257
84	1:59.572	07.834
10	2:00.300	08.447
19	1:59.774	08.534
26	1:59.439	08.997
99	1:59.730	13.535

Num	Lap Time	Gap
-----	----------	-----

Lap 5

23	1:57.386	
6	2:00.766	10.340
84	1:59.995	10.443
19	1:59.441	10.589
73	2:00.754	10.625
10	2:00.038	11.099
26	1:59.734	11.345
99	2:00.466	16.615

Num	Lap Time	Gap
-----	----------	-----

Lap 6

23	1:57.371	
73	1:59.119	12.373
19	2:00.186	13.404
84	2:01.073	14.145

Num	Lap Time	Gap
-----	----------	-----

Lap 7

6	2:01.437	14.406
26	2:00.785	14.759
10	2:01.435	15.163
99	2:00.032	19.276

Num	Lap Time	Gap
-----	----------	-----

Lap 8

23	1:57.283	
73	1:57.577	12.667
19	1:57.555	13.676
84	1:57.755	14.617
26	1:58.201	15.677
10	1:58.488	16.368
6	1:59.817	16.940
99	1:59.912	21.905

Num	Lap Time	Gap
-----	----------	-----

Lap 9

23	1:57.721	
73	1:57.508	12.454
19	1:57.593	13.548
84	1:57.713	14.609
26	1:58.029	15.985
10	1:58.291	16.938
6	1:58.263	17.482
99	2:00.073	24.257

Num	Lap Time	Gap
-----	----------	-----

Lap 10

23	1:57.657	
73	1:57.144	11.941
19	1:57.894	13.785
84	1:57.931	14.883
26	1:58.175	16.503
10	1:58.190	17.471
6	2:00.596	20.421
99	2:00.470	27.070

Num	Lap Time	Gap
-----	----------	-----

Lap 11

23	1:57.614	
73	1:57.334	11.661
19	1:58.752	14.923
84	1:58.341	15.610
26	1:58.366	17.255
10	1:58.286	18.143
6	1:58.802	21.609
99	2:00.805	30.261

Num	Lap Time	Gap
-----	----------	-----

Lap 12

23	1:57.564	
73	1:57.142	10.967
84	1:58.293	17.207
26	1:58.695	18.992
10	1:58.564	19.541
19	2:00.559	20.076
6	1:58.242	22.673
99	2:00.889	36.303

Num	Lap Time	Gap
-----	----------	-----

Lap 13

23	1:57.534	
73	1:57.474	10.907
84	1:58.321	17.994
10	1:58.168	20.175
26	1:59.211	20.669
6	1:58.489	23.628
19	2:02.254	24.796
99	2:00.239	39.008

Num	Lap Time	Gap
-----	----------	-----

Lap 14

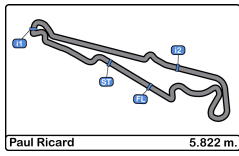
23	1:57.440	
73	1:57.718	11.185
84	1:58.206	18.760
10	1:57.996	20.731
26	1:58.327	21.556
6	1:58.694	24.882
19	2:02.771	30.127
99	2:00.032	41.600

Num	Lap Time	Gap
-----	----------	-----

Lap 15

23	1:58.243	
73	1:57.788	10.730
84	1:58.486	19.003
10	1:58.199	20.687
26	1:58.828	22.141
6	1:58.623	25.262
19	2:01.438	33.322
99	1:59.995	43.352



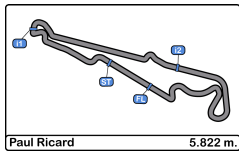


Paul Ricard
Euroformula Open
Race - 2
Best Sectors Results



Sector - 1			Sector - 2			Sector - 3			Ideal Lap vs Best Lap						
Clas	Nº	Driver	Time	Nº	Driver	Time	Nº	Driver	Time	Clas	Nº	Driver	Ideal Lap	Best Lap	Clas
1	73	Cian Shields	31.758	84	Francesco Simonazzi	36.205	23	Bryce Aron	48.856	1	73	Cian Shields	1:56.893	1:57.142	1
2	23	Bryce Aron	31.836	73	Cian Shields	36.262	73	Cian Shields	48.873	2	23	Bryce Aron	1:57.016	1:57.230	2
3	19	Noel Leon	31.969	19	Noel Leon	36.312	19	Noel Leon	49.188	3	19	Noel Leon	1:57.469	1:57.555	3
4	84	Francesco Simonazzi	32.119	23	Bryce Aron	36.324	6	Vladislav Ryabov	49.207	4	84	Francesco Simonazzi	1:57.576	1:57.713	4
5	26	Jakob Bergmeister	32.167	10	Juju Noda	36.343	10	Juju Noda	49.236	5	10	Juju Noda	1:57.778	1:57.996	5
6	6	Vladislav Ryabov	32.193	26	Jakob Bergmeister	36.437	84	Francesco Simonazzi	49.252	6	26	Jakob Bergmeister	1:57.898	1:58.029	6
7	10	Juju Noda	32.199	6	Vladislav Ryabov	36.506	26	Jakob Bergmeister	49.294	7	6	Vladislav Ryabov	1:57.906	1:58.131	7
8	99	Attila Pénzes	32.428	99	Attila Pénzes	36.917	99	Attila Pénzes	49.906	8	99	Attila Pénzes	1:59.251	1:59.730	8



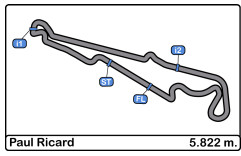


Paul Ricard
Euroformula Open
Race - 2
Leader Sequence



N°	Driver	Nat	Cat	Clas	Team	Nat	Vehicle	Start Lap	End Lap	Laps	Total Laps
23	Bryce Aron	USA			Team Motopark	GER	Dallara F320 Spiess	1	15	15	15



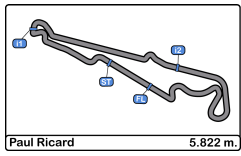


Paul Ricard
Euroformula Open
Race - 2
Best 5 Lap Times



Cls	N°	Driver	Nat	Cat	Cls	Team	Nat	Vehicle	Best 1		Best 2		Best 3		Best 4		Best 5		
									Time	Lap	Time	Lap	Time	Lap	Time	Lap	Time	Lap	
1	73	Cian Shields		OSR		Team Motopark		DEU	Dallara F320 Spiess	1:57.142	12	1:57.144	9	1:57.334	10	1:57.473	11	1:57.474	13
2	23	Bryce Aron		OSR		Team Motopark		DEU	Dallara F320 Spiess	1:57.230	3	1:57.283	7	1:57.371	6	1:57.386	5	1:57.400	2
3	19	Noel Leon		MEX		Team Motopark		DEU	Dallara F320 Spiess	1:57.555	7	1:57.593	8	1:57.894	9	1:58.568	3	1:58.752	10
4	84	Francesco		ITA		BVM Racing		ITA	Dallara F320 Spiess	1:57.713	8	1:57.755	7	1:57.931	9	1:58.206	14	1:58.293	12
5	10	Juju Noda		JPN	R 1	Noda Racing		JPN	Dallara F320 Spiess	1:57.996	14	1:58.143	11	1:58.168	13	1:58.190	9	1:58.199	15
6	26	Jakob Bergmeister		DEU	R 2	Team Motopark		DEU	Dallara F320 Spiess	1:58.029	8	1:58.175	9	1:58.201	7	1:58.327	14	1:58.351	11
7	6	Vladislav Ryabov		RUS	R 3	CryptoTower Racing		JPN	Dallara F320 Spiess	1:58.131	11	1:58.242	12	1:58.263	8	1:58.489	13	1:58.623	15
8	99	Attila Pénzes		HUN		CryptoTower Racing		JPN	Dallara F320 Spiess	1:59.730	4	1:59.912	7	1:59.993	2	1:59.995	15	2:00.032	6



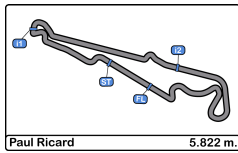


Paul Ricard
Euroformula Open
Race - 2
Best 5 Top Speeds



Clas	Nº	Driver	Nat	Cat	Cls	Team	Nat	Vehicle	Top 1		Top 2		Top 3		Top 4		Top 5		Avg	
									Km/h	Lap	Km/h	Lap	Km/h	Lap	Km/h	Lap	Km/h	Lap		
1	26	Jakob Bergmeister		DEU	R	1	Team Motopark		Dallara F320 Spiess	245.4	6	241.0	7	240.0	14	239.4	5	238.9	4	240.9
2	19	Noel Leon		MEX			Team Motopark		Dallara F320 Spiess	243.2	3	238.4	5	236.8	4	235.8	6	235.2	12	237.9
3	73	Cian Shields		GBR			Team Motopark		Dallara F320 Spiess	241.6	4	241.0	2	241.0	3	238.9	5	238.4	6	240.2
4	6	Vladislav Ryabov		RUS	R	2	CryptoTower Racing Team		Dallara F320 Spiess	240.5	7	237.3	8	237.3	9	233.7	15	233.2	10	236.4
5	10	Juju Noda		JPN	R	3	Noda Racing		Dallara F320 Spiess	240.5	7	240.0	6	240.0	8	240.0	13	239.4	12	240.0
6	84	Francesco Simonazzi		ITA			BVM Racing		Dallara F320 Spiess	239.4	2	239.4	3	238.9	5	238.4	11	237.8	7	238.8
7	99	Attila Péntzes		HUN			CryptoTower Racing Team		Dallara F320 Spiess	235.8	2	234.2	6	233.7	5	233.2	4	233.2	7	234.0
8	23	Bryce Aron		USA			Team Motopark		Dallara F320 Spiess	234.2	9	234.2	11	234.2	15	233.7	4	233.7	5	234.0



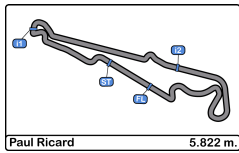


Paul Ricard
Euroformula Open
Race - 2
Fastest Laps Sequence



Lap	Time of Day	Session Time	Nº Driver	Nat	Cat	Team	Nat	Vehicle	Time	Km/h
2	11:12:35.875	3:58.875	23 Bryce Aron		USA	Team Motopark		DEU Dallara F320 Spiess	1:57.400	178.5
3	11:14:33.106	5:56.106	23 Bryce Aron		USA	Team Motopark		DEU Dallara F320 Spiess	1:57.230	178.7
9	11:26:29.875	17:52.875	73 Cian Shields		GBR	Team Motopark		DEU Dallara F320 Spiess	1:57.144	178.9
12	11:32:21.825	23:44.825	73 Cian Shields		GBR	Team Motopark		DEU Dallara F320 Spiess	1:57.142	178.9



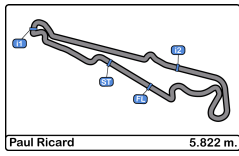


Paul Ricard
Euroformula Open
Race - 2
Event Best Maximum Speed



N°	Driver	Nat	Cat	Clas	Team	Nat	Vehicle	Km/h	Session
26	Jakob Bergmeister		DEU	R 1	Team Motopark		DEU Dallara F320 Spiess	245.4	Race - 2
19	Noel Leon		MEX		Team Motopark		DEU Dallara F320 Spiess	243.2	Race - 2
73	Cian Shields		GBR		Team Motopark		DEU Dallara F320 Spiess	241.6	Race - 2
6	Vladislav Ryabov		RUS	R 2	CryptoTower Racing Team		JPN Dallara F320 Spiess	240.5	Race - 2
10	Juju Noda		JPN	R 3	Noda Racing		JPN Dallara F320 Spiess	240.5	Race - 2
84	Francesco Simonazzi		ITA		BVM Racing		ITA Dallara F320 Spiess	239.4	Race - 2
23	Bryce Aron		USA		Team Motopark		DEU Dallara F320 Spiess	236.8	Race - 1
99	Attila Pénzes		HUN		CryptoTower Racing Team		JPN Dallara F320 Spiess	235.8	Race - 2





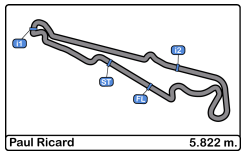
Paul Ricard
Euroformula Open
Race - 2
Lap Chart



LAP

Nr	Pos	Grid	1	2	3	4	5	6	7	8	9	10	11	12	13	14	15
99	1	99	23	23	23	23	23	23	23	23	23	23	23	23	23	23	23
6	2	6	6	6	6	6	6	73	73	73	73	73	73	73	73	73	73
73	3	73	10	10	10	73	84	19	19	19	19	19	84	84	84	84	84
23	4	23	19	84	84	84	19	84	84	84	84	84	19	26	10	10	10
26	5	26	84	73	73	10	73	6	26	26	26	26	26	10	26	26	26
10	6	10	73	19	19	19	10	26	10	10	10	10	10	19	6	6	6
84	7	84	26	26	26	26	26	10	6	6	6	6	6	6	19	19	19
19	8	19	99	99	99	99	99	99	99	99	99	99	99	99	99	99	99

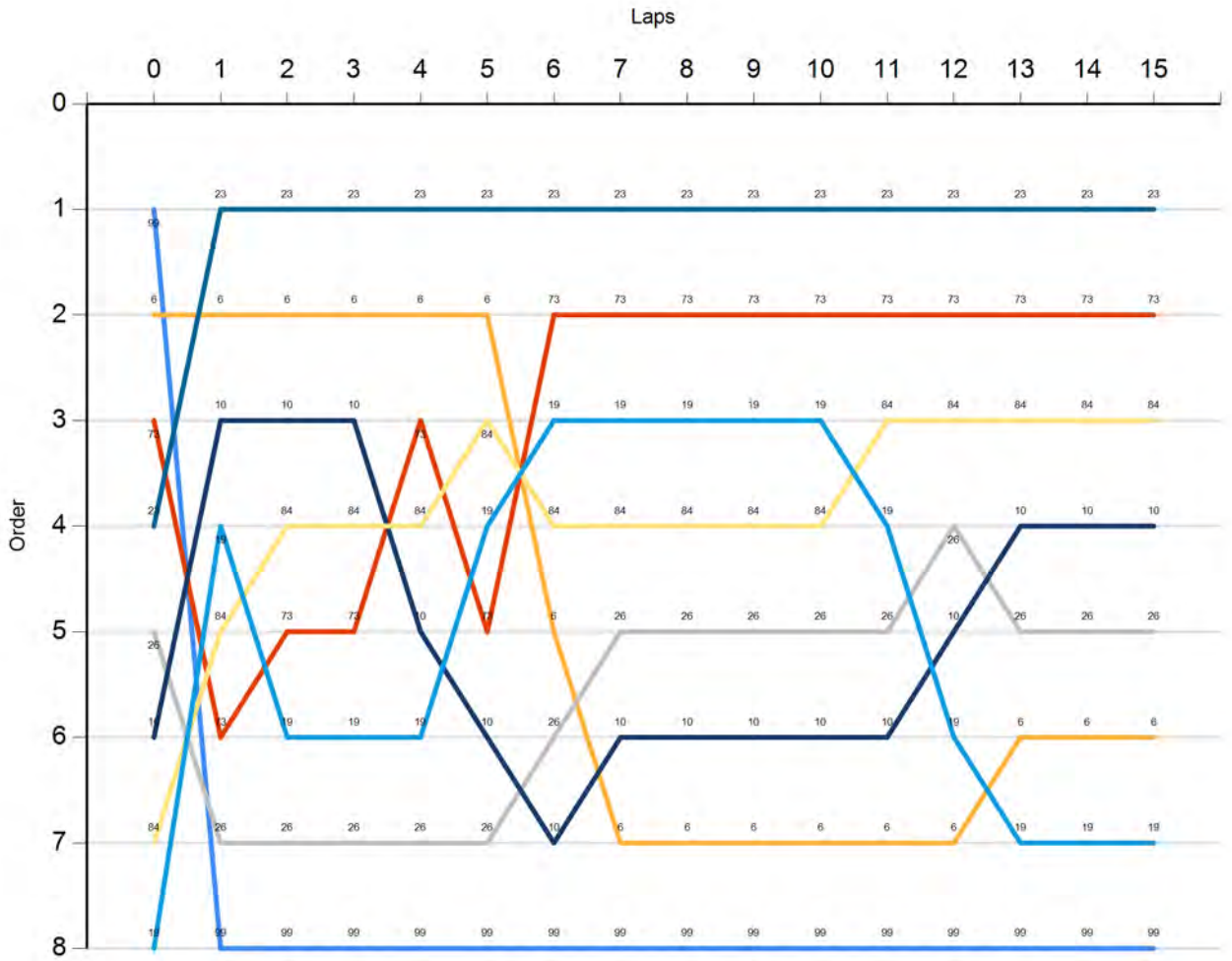


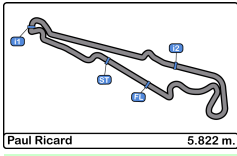


Paul Ricard
Euroformula Open
Race - 2
Graphic Lap Chart



- 99
- 6
- 73
- 23
- 26
- 10
- 84
- 19



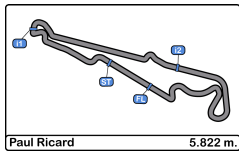


Paul Ricard
Euroformula Open
Race - 2
Pit Stop Analysis



Or d.	Nr.	In Day Time	Driver	Nat	Cat	Team	Nat	Vehicle	In Time	Stop N°	Pit Time	Handicap	Dif.
----------	-----	-------------	--------	-----	-----	------	-----	---------	---------	---------	----------	----------	------

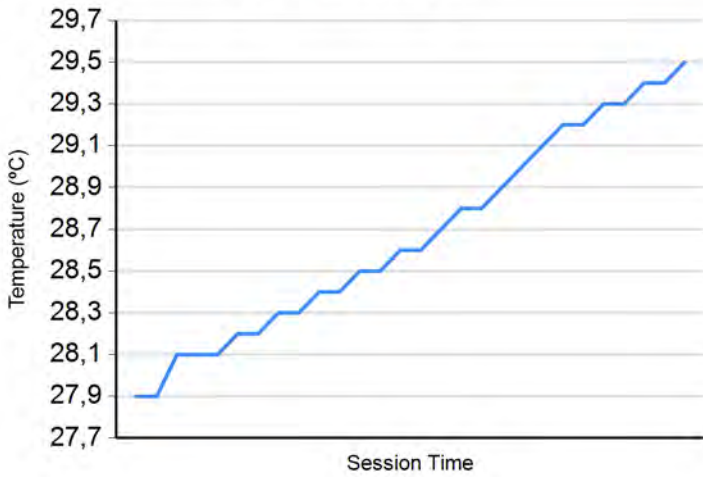




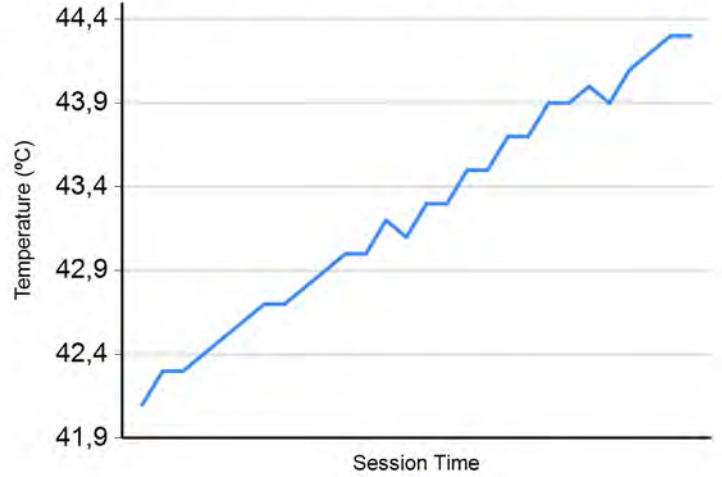
Paul Ricard
Euroformula Open
Race - 2
Weather Report



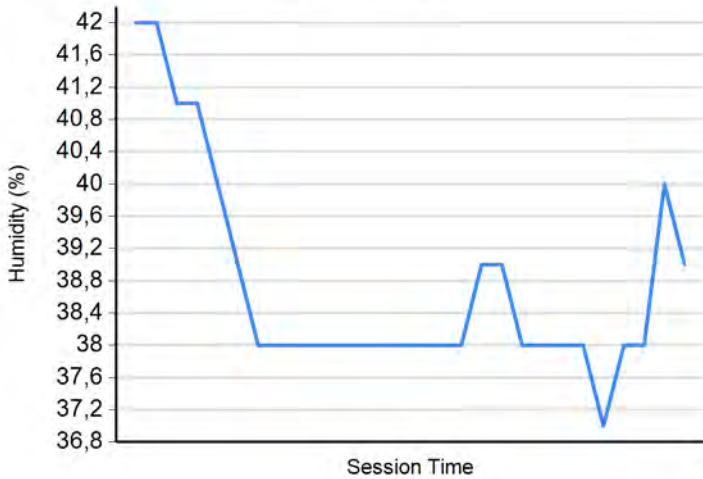
Air Temperature



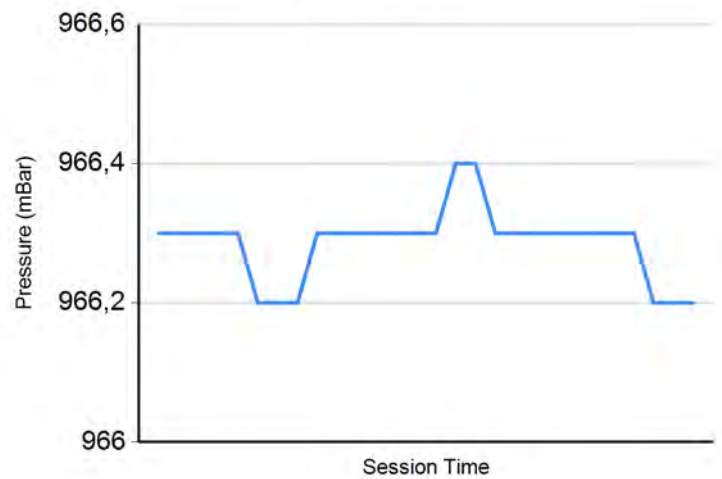
Track Temperature



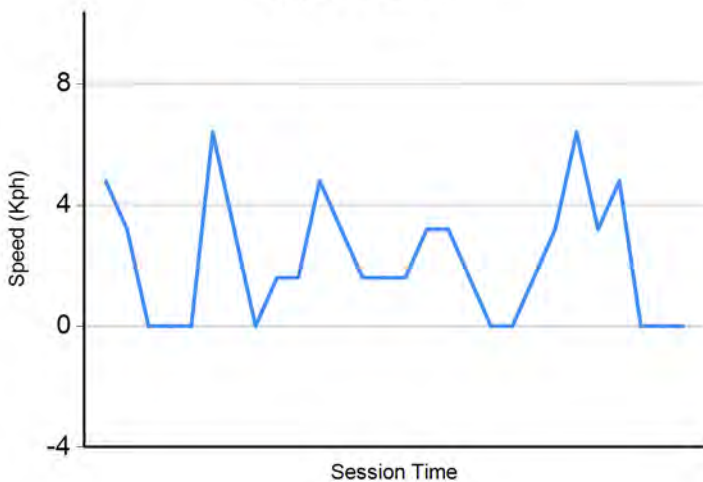
Humidity



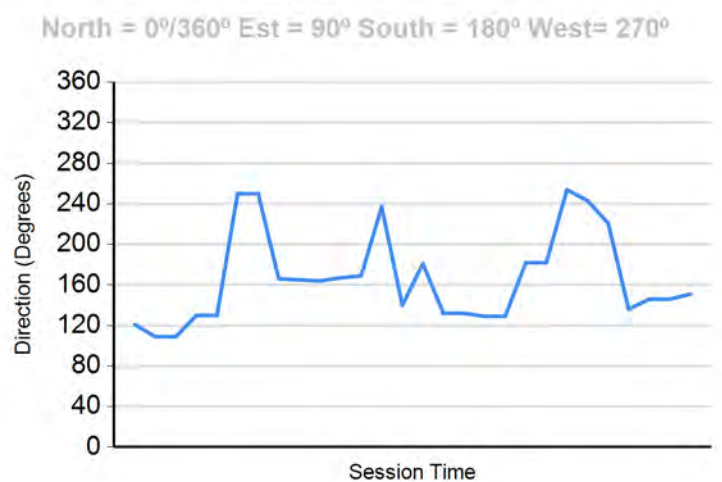
Pressure

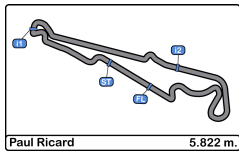


Wind Speed



Wind direction





Paul Ricard
Euroformula Open
Race - 2
Final Results



Clas	Nº	Driver	Nat	Cat	Clas	Team	Nat	Vehicle	Laps	Total Time	Gap	Interval	Km/h	Best	Time	Km/h
1	23	Bryce Aron				Team Motopark		Dallara F320 Spiess	15	29:27.431			177.8	3	1:57.230	178.7
2	73	Cian Shields				Team Motopark		Dallara F320 Spiess	15	29:38.161	10.730	10.730	176.8	12	1:57.142	178.9
3	84	Francesco Simonazzi				BVM Racing		Dallara F320 Spiess	15	29:46.434	19.003	8.273	175.9	8	1:57.713	178.0
4	10	Juju Noda		R	1	Noda Racing		Dallara F320 Spiess	15	29:48.118	20.687	1.684	175.8	14	1:57.996	177.6
5	26	Jakob Bergmeister		R	2	Team Motopark		Dallara F320 Spiess	15	29:49.572	22.141	1.454	175.6	8	1:58.029	177.5
6	6	Vladislav Ryabov		R	3	CryptoTower Racing Team		Dallara F320 Spiess	15	29:52.693	25.262	3.121	175.3	11	1:58.131	177.4
7	19	Noel Leon				Team Motopark		Dallara F320 Spiess	15	30:00.753	33.322	8.060	174.5	7	1:57.555	178.2
8	99	Attila Pénzes				CryptoTower Racing Team		Dallara F320 Spiess	15	30:10.783	43.352	10.030	173.6	4	1:59.730	175.0

Fastest lap Cian Shields in 1:57.142 at 178.9 Km/h in lap 12

Published at:.....

Track Temp: **44.3 °C** Air Temp: **29.5 °C** Humidity: **39 %** Track Status: **DRY**

Stewards:

Timekeeper:

Luis Garcia
 JOB-1605-ESP/M








Championship Classification

Cls	N°	Name	Nat	Net Pts	Pts	Portimao			Spa-Francorchamps				Hungaroring				Paul Ricard				Red Bull Ring				Monza				Mugello				Barcelona			
						q	R1	R2	R3	q	R1	R2	R3	q	R1	R2	R3	q	R1	R2	R3	q	R1	R2	R3	q	R1	R2	R3	q	R1	R2	R3			
1	19	Noel Leon		181	181	17	11	25	1	26	21	16	1	26	12	18	1	6																		
2	23	Bryce Aron		172	172	10	12	12		17	25	10		8	26	12		15	25																	
3	84	Francesco Simonazzi		144	144	12	25	15		10	15	18		12	10	10		17																		
4	73	Cian Shields		138	138	8	2	10		18	12	27		18	4	8		12	19																	
5	10	Juju Noda		103	103	6	6	6		6	6	8		10	15	2		26	12																	
6	21	Josh Mason		96	96		NP	NP		12	10	12		17	20	25		NP	NP																	
7	26	Jakob Bergmeister		90	90		NP	8	8	8	8		4	6	18		20	10																		
8	77	Tim Tramnitz		55	55	19	15	21										NP	NP																	
9	15	Enzo Trulli		50	50	1	25	20	4									NP	NP																	
10	7	Vladimir Netusil		21	21		NP	4	1		1	1	6		2	2	4		NP	NP																
11	20	Benjamin Berta		20	20		NP	NP	NP		NP	NP	NP		6	8	6		NP	NP																
12	6	Vladislav Ryabov		18	18		NP	NP	NP		NP	NP	NP		NP	NP	NP		10	8																
13	99	Attila Péntzes		12	12		NP	NP	NP		NP	NP	NP		NP	NP	NP		8	4																
14	39	Gerrard Xie		8	8		NP	NP	NP		4	4						NP	NP																	
15	212	Paolo Brajnik		6	6		NP		2		2	2						NP	NP																	

















Championship Rookie Classification

Cls	N°	Name	Nat	Net Pts	Pts	 <u>Portimao</u>			 <u>SPA-Francorchamps</u>			 <u>Hungaroring</u>			 <u>Paul Ricard</u>			 <u>Red Bull Ring</u>			 <u>Monza</u>			 <u>Barcelona</u>			<u>TBC</u>		
						R1	R2	R3	R1	R2	R3	R1	R2	R3	R1	R2	R3	R1	R2	R3	R1	R2	R3	R1	R2	R3	R1	R2	R3
1	10	Juju Noda		100	100	10	8	8	8	8	10	10	10	8	10	10													
2	26	Jakob Bergmeister		82	82		10	10	10	10		8	8	10	8	8													
3	39	Gerrard Xie		12	12				6	6																			
3	6	Vladislav Ryabov		12	12									6	6														



Championship Teams' Classification

Cls	Team	Nat	Pts	 <u>Portimao</u>			 <u>SPA-Francorchamps</u>			 <u>Hungaroring</u>			 <u>Paul Ricard</u>			 <u>Red Bull Ring</u>			 <u>Monza</u>			 <u>Mugello</u>			 <u>Barcelona</u>		
				R1	R2	R3	R1	R2	R3	R1	R2	R3	R1	R2	R3	R1	R2	R3	R1	R2	R3	R1	R2	R3	R1	R2	R3
1	Team Motopark		160	9	7	14	18	18	16	18	14	14	14	18													
2	CryptoTower Racing Team		78	18	14	8	4	3	4	6	8	10	3														
3	BVM Racing		53	4	10	6	3	6	8	4	3	3		6													
4	Noda Racing		23							3	6		10	4													
5	NV Racing		0																								
5	Effective Racing		0																								



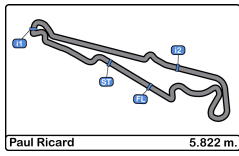
Drivers Statistics

Cls	Nº	Name	Nat	Net Points	Points	First Positions	Seconds Positions	Thirds Positions	Race Fastest Laps	Pole Positions	Laps in first place	Km. covered in Race	Km. covered in Practice
1	19	Noel Leon		181	181	3	1	3	6	3		819.976	869.244
2	23	Bryce Aron		172	172	3		2	1	1		878.196	889.828
3	84	Francesco Simonazzi		144	144	1	1	3				819.976	965.468
4	73	Cian Shields		138	138	1	3		1	2		868.890	834.513
5	10	Juju Noda		103	103	1		1	1			878.196	945.775
6	21	Josh Mason		96	96	1	1	1				468.571	395.852
7	26	Jakob Bergmeister		90	90		2			2		736.059	902.582
8	77	Tim Tramnitz		55	55		2	1	2			246.609	209.385
9	15	Enzo Trulli		50	50	1	1			1		246.609	232.650
10	7	Vladimir Netusil		21	21							631.698	409.196
11	20	Benjamin Berta		20	20							223.431	192.764
12	6	Vladislav Ryabov		18	18							163.016	238.702
13	99	Attila Péntzes		12	12					1		163.016	197.948
14	39	Gerrard Xie		8	8							182.104	154.088
15	212	Paolo Brajnik		6	6							319.518	520.833



Drivers Performance

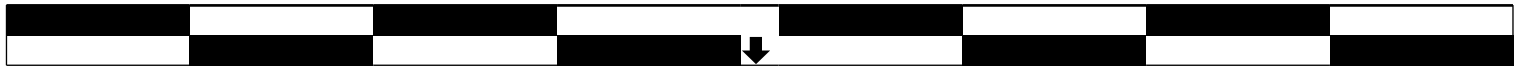
Cls	Nº	Name	Nat	Net Pts	Pts	Portimao			SPA-Francorchamps			Hungaroring			Paul Ricard			Red Bull Ring			Monza			Mugello			Barcelona										
						R1	R2	R3	R1	R2	R3	R1	R2	R3	R1	R2	R3	R1	R2	R3	R1	R2	R3	R1	R2	R3	R1	R2	R3								
1	19	Noel Leon		181	181	4-3	4-5	3-1	1-1	6-2	6-3	1-1	6-4	6-3	1-NC	8-7																					
2	23	Bryce Aron		172	172	5-5	2-4	2-4	5-3	4-1	2-5	7-6	1-1	7-4	3-3	4-1																					
3	84	Francesco Simonazzi		144	144	3-4	3-1	4-3	3-5	2-3	4-2	3-4	3-5	4-5	2-NC	7-3																					
4	73	Cian Shields		138	138	6-6	1-9	1-5	2-2	5-4	5-1	2-2	5-8	5-6	6-4	3-2																					
5	10	Juju Noda		103	103	8-7	7-7	8-7	8-7	7-7	8-6	5-5	2-3	2-9	5-1	6-4																					
6	21	Josh Mason		96	96	NP-NP	NP-NP	NP-NP	4-4	3-5	3-4	4-3	4-2	3-1	NP-NP	NP-NP																					
7	26	Jakob Bergmeister		90	90	7-NP	9-6	7-6	7-6	1-6	NP-NP	6-8	8-7	1-2	7-2	5-5																					
8	77	Tim Tramnitz		55	55	2-2	5-3	5-2	NP-NP	NP-NP	NP-NP	NP-NP	NP-NP	NP-NP	NP-NP	NP-NP																					
9	15	Enzo Trulli		50	50	1-1	6-2	6-8	NP-NP	NP-NP	NP-NP	NP-NP	NP-NP	NP-NP	NP-NP	NP-NP																					
10	7	Vladimir Netusil		21	21	10-NP	10-8	10-10	10-10	10-10	10-7	9-9	9-9	9-8	NP-NP	NP-NP																					
11	20	Benjamin Berta		20	20	NP-NP	NP-NP	NP-NP	NP-NP	NP-NP	NP-NP	8-7	7-6	8-7	NP-NP	NP-NP																					
12	6	Vladislav Ryabov		18	18	NP-NP	NP-NP	NP-NP	NP-NP	NP-NP	NP-NP	NP-NP	NP-NP	NP-NP	4-5	2-6																					
13	99	Attila Péntzes		12	12	NP-NP	NP-NP	NP-NP	NP-NP	NP-NP	NP-NP	NP-NP	NP-NP	NP-NP	8-6	1-8																					
14	39	Gerrard Xie		8	8	NP-NP	NP-NP	NP-NP	6-8	8-8	NP-NP	NP-NP	NP-NP	NP-NP	NP-NP	NP-NP																					
15	212	Paolo Brajnik		6	6	9-NC	NP-NP	9-9	9-9	9-9	NP-NP	10-NC	NP-NP	NP-NP	NP-NP	NP-NP																					



Paul Ricard
Euroformula Open
Race - 3
Starting Grid



8	99	CryptoTower Racing Team	Attila Péntzes	1:59.017	
6	19	Team Motopark	Noel Leon	1:56.341	
4	23	Team Motopark	Bryce Aron	1:56.536	
2	10	Noda Racing	Juiu Noda	1:56.908	
					.4.
		Team Motopark	Jakob Berameister	1:57.523	26
					7
					.3.
		BVM Racing	Francesco Simonazzi	1:56.521	84
					5
					.2.
		CryptoTower Racing Team	Vladislav Rvabov	1:56.744	6
					3
					.1.
		Team Motopark	Cian Shields	1:57.337	73
					1

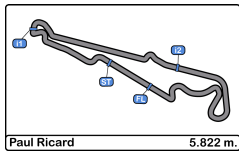


Pole

Published at:.....

Stewards:	Timekeeper:  Luis Garcia JOB-1605-ESP/M
------------------	--





Paul Ricard
Euroformula Open
Race - 3
Provisional Results



Clas	Nº	Driver	Nat	Cat	Clas	Team	Nat	Vehicle	Laps	Total Time	Gap	Interval	Km/h	Best	Time	Km/h
1	73	Cian Shields				Team Motopark		Dallara F320 Spiess	15	29:27.109			177.9	12	1:57.087	179.0
2	19	Noel Leon				Team Motopark		Dallara F320 Spiess	15	29:28.473	1.364	1.364	177.7	8	1:57.103	178.9
3	10	Juju Noda		R	1	Noda Racing		Dallara F320 Spiess	15	29:33.759	6.650	5.286	177.2	6	1:57.433	178.4
4	23	Bryce Aron				Team Motopark		Dallara F320 Spiess	15	29:36.521	9.412	2.762	176.9	8	1:57.556	178.2
5	84	Francesco Simonazzi				BVM Racing		Dallara F320 Spiess	15	29:40.629	13.520	4.108	176.5	10	1:57.689	178.0
6	26	Jakob Bergmeister		R	2	Team Motopark		Dallara F320 Spiess	15	29:43.077	15.968	2.448	176.3	10	1:57.898	177.7
7	6	Vladislav Ryabov		R	3	CryptoTower Racing Team		Dallara F320 Spiess	15	29:44.206	17.097	1.129	176.2	13	1:58.110	177.4
8	99	Attila Pénzes				CryptoTower Racing Team		Dallara F320 Spiess	15	30:12.353	45.244	28.147	173.4	11	1:59.334	175.6

Fastest lap Cian Shields in 1:57.087 at 179.0 Km/h in lap 12

Published at:.....

Track Temp: **42.7 °C** Air Temp: **29.2 °C** Humidity: **39 %** Track Status: **DRY**

Race Director:

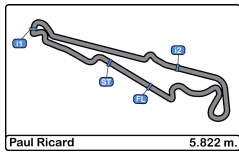
Neus Santamaría Sanromà

DPB-0819-ESP/CAT

Timekeeper:

Luis Garcia
 JOB-1605-ESP/M





Paul Ricard
Euroformula Open
Race - 3
Provisional Results by Category



Rookie																
Clas	Nº	Driver	Nat	Cat	Clas	Team	Nat	Vehicle	Laps	Total Time	Gap	Interval	Km/h	Best	Time	Km/h
1	10	Juju Noda		R	1	Noda Racing		Dallara F320 Spiess	15	29:33.759			177.2	6	1:57.433	178.4
2	26	Jakob Bergmeister		R	2	Team Motopark		Dallara F320 Spiess	15	29:43.077	9.318	9.318	176.3	10	1:57.898	177.7
3	6	Vladislav Ryabov		R	3	CryptoTower Racing Team		Dallara F320 Spiess	15	29:44.206	10.447	1.129	176.2	13	1:58.110	177.4
Clas	Nº	Driver	Nat	Cat	Clas	Team	Nat	Vehicle	Laps	Total Time	Gap	Interval	Km/h	Best	Time	Km/h
1	73	Cian Shields				Team Motopark		Dallara F320 Spiess	15	29:27.109			177.9	12	1:57.087	179.0
2	19	Noel Leon				Team Motopark		Dallara F320 Spiess	15	29:28.473	1.364	1.364	177.7	8	1:57.103	178.9
3	23	Bryce Aron				Team Motopark		Dallara F320 Spiess	15	29:36.521	9.412	8.048	176.9	8	1:57.556	178.2
4	84	Francesco Simonazzi				BVM Racing		Dallara F320 Spiess	15	29:40.629	13.520	4.108	176.5	10	1:57.689	178.0
5	99	Attila Péntzes				CryptoTower Racing Team		Dallara F320 Spiess	15	30:12.353	45.244	31.724	173.4	11	1:59.334	175.6

Fastest lap Cian Shields in 1:57.087 at 179.0 Km/h in lap 12

Published at:.....

Track Temp: **42.7 °C** Air Temp: **29.2 °C** Humidity: **39 %** Track Status: **DRY**

Race Director:

Neus Santamaría Sanromà

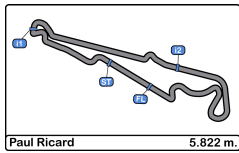
DPB-0819-ESP/CAT

Timekeeper:

Luis Garcia

JOB-1605-ESP/M





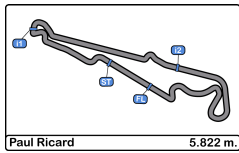
Paul Ricard
Euroformula Open
Race - 3



Provisional Classification by Driver Fastest Lap

Clas	Nº	Driver	Nat	Cat	Clas	Team	Nat	Vehicle	Laps	Best	Time	Gap	Interval	Km/h
1	73	Cian Shields		GBR		Team Motopark		Dallara F320 Spiess	15	12	1:57.087			179.0
2	19	Noel Leon		MEX		Team Motopark		Dallara F320 Spiess	15	8	1:57.103	0.016	0.016	178.9
3	10	Juju Noda		JPN	R 1	Noda Racing		Dallara F320 Spiess	15	6	1:57.433	0.346	0.330	178.4
4	23	Bryce Aron		USA		Team Motopark		Dallara F320 Spiess	15	8	1:57.556	0.469	0.123	178.2
5	84	Francesco Simonazzi		ITA		BVM Racing		Dallara F320 Spiess	15	10	1:57.689	0.602	0.133	178.0
6	26	Jakob Bergmeister		DEU	R 2	Team Motopark		Dallara F320 Spiess	15	10	1:57.898	0.811	0.209	177.7
7	6	Vladislav Ryabov		RUS	R 3	CryptoTower Racing Team		Dallara F320 Spiess	15	13	1:58.110	1.023	0.212	177.4
8	99	Attila Pénzes		HUN		CryptoTower Racing Team		Dallara F320 Spiess	15	11	1:59.334	2.247	1.224	175.6





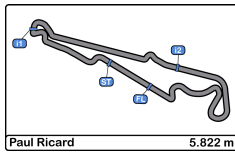
Paul Ricard
Euroformula Open
Race - 3



Distance and Speed Average

Clas	Nº	Driver	Nat	Cat	Clas	Team	Nat	Vehicle	Laps	Distance	Total Time	Km/h
1	73	Cian Shields		GBR		Team Motopark		Dallara F320 Spiess	15	87.33	29:27.109	177.9
2	19	Noel Leon		MEX		Team Motopark		Dallara F320 Spiess	15	87.33	29:28.473	177.7
3	10	Juju Noda		JPN	R 1	Noda Racing		Dallara F320 Spiess	15	87.33	29:33.759	177.2
4	23	Bryce Aron		USA		Team Motopark		Dallara F320 Spiess	15	87.33	29:36.521	176.9
5	84	Francesco Simonazzi		ITA		BVM Racing		Dallara F320 Spiess	15	87.33	29:40.629	176.5
6	26	Jakob Bergmeister		DEU	R 2	Team Motopark		Dallara F320 Spiess	15	87.33	29:43.077	176.3
7	6	Vladislav Ryabov		RUS	R 3	CryptoTower Racing Team		Dallara F320 Spiess	15	87.33	29:44.206	176.2
8	99	Attila Pénzes		HUN		CryptoTower Racing Team		Dallara F320 Spiess	15	87.33	30:12.353	173.4





Paul Ricard
Euroformula Open
Race - 3
Lap Analysis



6 Vladislav Ryabov Dallara F320 Spiess **23** Bryce Aron Dallara F320 Spiess

Rookie CryptoTower Racing Team Team Motopark

Lap	D	Time	Sector 1	Sector 2	Sector 3	T. Spd	Elapsed	Lap	D	Time	Sector 1	Sector 2	Sector 3	T. Spd	Elapsed
1		2:06.399	38.187	37.709	50.503	193.2	2:06.399	1		2:05.945	38.641	37.345	49.959	196.7	2:05.945
2		1:59.016	32.515	36.835	49.666	235.8	4:05.415	2		1:58.346	32.283	36.635	49.428	238.9	4:04.291
3		1:58.844	32.454	36.768	49.622	234.7	6:04.259	3		1:58.128	32.436	36.518	49.174	241.0	6:02.419
4		1:58.437	32.171	36.807	49.459	233.2	8:02.696	4		1:57.758	32.024	36.445	49.289	238.4	8:00.177
5		1:58.485	32.504	36.678	49.303	233.7	10:01.181	5		1:58.373	32.312	36.482	49.579	240.0	9:58.550
6		1:58.296	32.340	36.646	49.310	234.7	11:59.477	6		1:58.685	33.026	36.440	49.219	237.3	11:57.235
7		1:58.208	32.321	36.561	49.326	235.2	13:57.685	7		1:57.727	31.962	36.574	49.191	235.8	13:54.962
8		1:58.382	32.362	36.574	49.446	237.3	15:56.067	8		1:57.556	32.032	36.504	49.020	235.2	15:52.518
9		1:58.319	32.250	36.594	49.475	234.2	17:54.386	9		1:57.649	31.853	36.482	49.314	235.2	17:50.167
10		1:58.261	32.322	36.585	49.354	234.2	19:52.647	10		1:57.771	32.017	36.692	49.062	234.7	19:47.938
11		1:58.259	32.185	36.682	49.392	233.7	21:50.906	11		1:57.556	31.979	36.493	49.084	234.2	21:45.494
12		1:58.449	32.476	36.587	49.386	233.2	23:49.355	12		1:57.805	32.068	36.499	49.238	234.7	23:43.299
13		1:58.110	32.248	36.653	49.209	233.7	25:47.465	13		1:57.702	32.113	36.461	49.128	234.7	25:41.001
14		1:58.217	32.112	36.778	49.327	234.2	27:45.682	14		1:57.666	31.997	36.400	49.269	235.8	27:38.667
15		1:58.524	32.190	36.856	49.478	234.2	29:44.206	15		1:57.854	32.059	36.502	49.293	234.7	29:36.521

10 Juju Noda Dallara F320 Spiess **26** Jakob Bergmeister Dallara F320 Spiess

Rookie Noda Racing Rookie Team Motopark

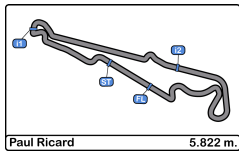
Lap	D	Time	Sector 1	Sector 2	Sector 3	T. Spd	Elapsed	Lap	D	Time	Sector 1	Sector 2	Sector 3	T. Spd	Elapsed
1		2:03.420	37.336	35.903	50.181	190.8	2:03.420	1		2:05.374	38.502	37.218	49.654	202.2	2:05.374
2		1:58.536	32.546	36.611	49.379	236.8	4:01.956	2		1:58.480	32.489	36.624	49.367	239.4	4:03.854
3		1:59.083	33.263	36.588	49.232	234.2	6:01.039	3		1:59.246	33.284	36.579	49.383	238.4	6:03.100
4		1:57.743	32.094	36.444	49.205	238.4	7:58.782	4		1:58.261	32.356	36.505	49.400	236.8	8:01.361
5		1:57.572	32.136	36.339	49.097	236.3	9:56.354	5		1:58.415	32.434	36.554	49.427	236.3	9:59.776
6		1:57.433	32.002	36.305	49.126	237.8	11:53.787	6		1:58.692	32.612	36.569	49.511	236.3	11:58.468
7		1:57.554	32.035	36.258	49.261	237.8	13:51.341	7		1:58.564	32.602	36.524	49.438	239.4	13:57.032
8		1:57.663	32.130	36.498	49.035	236.8	15:49.004	8		1:58.032	32.162	36.482	49.388	237.8	15:55.064
9		1:57.901	32.358	36.376	49.167	237.3	17:46.905	9		1:58.263	32.317	36.521	49.425	235.8	17:53.327
10		1:57.713	32.086	36.510	49.117	236.3	19:44.618	10		1:57.898	32.217	36.482	49.199	236.3	19:51.225
11		1:57.973	32.231	36.461	49.281	235.8	21:42.591	11		1:58.026	32.188	36.548	49.290	235.2	21:49.251
12		1:58.099	32.415	36.488	49.196	236.3	23:40.690	12		1:57.965	32.167	36.372	49.426	235.8	23:47.216
13		1:57.706	32.134	36.266	49.306	235.8	25:38.396	13		1:58.278	32.313	36.524	49.441	235.8	25:45.494
14		1:57.477	32.026	36.450	49.001	235.2	27:35.873	14		1:58.207	32.149	36.606	49.452	235.8	27:43.701
15		1:57.886	32.202	36.546	49.138	235.8	29:33.759	15		1:59.376	32.477	36.791	50.108	237.3	29:43.077

19 Noel Leon Dallara F320 Spiess **73** Cian Shields Dallara F320 Spiess

Team Motopark Team Motopark

Lap	D	Time	Sector 1	Sector 2	Sector 3	T. Spd	Elapsed	Lap	D	Time	Sector 1	Sector 2	Sector 3	T. Spd	Elapsed
1		2:03.908	37.903	36.784	49.221	197.4	2:03.908	1		2:02.631	36.321	36.700	49.610	191.1	2:02.631
2		1:58.156	32.389	36.590	49.177	236.3	4:02.064	2		1:57.640	32.108	36.428	49.104	233.2	4:00.271
3		1:58.031	32.493	36.430	49.108	236.8	6:00.095	3		1:57.499	31.989	36.514	48.996	233.2	5:57.770
4		1:57.436	31.920	36.390	49.126	233.2	7:57.531	4		1:57.253	31.999	36.341	48.913	233.7	7:55.023
5		1:57.652	32.079	36.537	49.036	233.2	9:55.183	5		1:57.543	32.064	36.467	49.012	232.7	9:52.566
6		1:57.461	32.008	36.465	48.988	234.7	11:52.644	6		1:57.911	31.971	36.487	49.453	233.7	11:50.477
7		1:57.325	31.967	36.402	48.956	235.8	13:49.969	7		1:57.585	32.188	36.416	48.981	234.2	13:48.062
8		1:57.103	31.909	36.266	48.928	235.2	15:47.072	8		1:57.298	31.977	36.434	48.887	233.7	15:45.360
9		1:57.154	31.895	36.254	49.005	234.2	17:44.226	9		1:57.289	31.970	36.397	48.922	233.7	17:42.649
10		1:57.370	31.924	36.441	49.005	235.2	19:41.596	10		1:57.163	31.910	36.497	48.756	233.7	19:39.812
11		1:57.362	31.915	36.459	48.988	234.7	21:38.958	11		1:57.252	31.988	36.340	48.924	234.2	21:37.064
12		1:57.162	31.856	36.346	48.960	234.2	23:36.120	12		1:57.087	31.940	36.356	48.791	234.2	23:34.151
13		1:57.335	31.969	36.329	49.037	234.2	25:33.455	13		1:57.829	32.074	36.298	49.457	233.2	25:31.980
14		1:57.202	31.883	36.332	48.987	235.2	27:30.657	14		1:57.244	32.013	36.321	48.910	232.7	27:29.224
15		1:57.816	32.032	36.483	49.301	235.8	29:28.473	15		1:57.885	31.975	36.503	49.407	233.7	29:27.109





Paul Ricard
Euroformula Open
Race - 3
Lap Analysis



84

Francesco Simonazzi

Dallara F320 Spiess

BVM Racing

Lap	D	Time	Sector 1	Sector 2	Sector 3	T. Spd	Elapsed
1		2:04.910	37.626	37.160	50.124	197.4	2:04.910
2		1:58.180	32.193	36.387	49.600	235.8	4:03.090
3		1:58.588	32.515	36.502	49.571	236.8	6:01.678
4		1:58.068	32.175	36.466	49.427	237.8	7:59.746
5		1:58.659	32.424	36.536	49.699	237.3	9:58.405
6		1:59.413	32.671	36.658	50.084	233.2	11:57.818
7		1:58.109	32.166	36.508	49.435	238.9	13:55.927
8		1:57.727	31.923	36.419	49.385	237.8	15:53.654
9		1:57.732	32.070	36.419	49.243	236.3	17:51.386
10		1:57.689	31.905	36.412	49.372	236.8	19:49.075
11		1:58.387	32.219	36.442	49.726	236.3	21:47.462
12		1:58.022	32.164	36.414	49.444	235.2	23:45.484
13		1:58.286	32.355	36.484	49.447	235.2	25:43.770
14		1:58.441	32.135	36.684	49.622	236.8	27:42.211
15		1:58.418	32.216	36.747	49.455	235.8	29:40.629

99

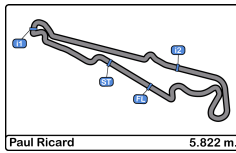
Attila Pénzes

Dallara F320 Spiess

CryptoTower Racing Team

Lap	D	Time	Sector 1	Sector 2	Sector 3	T. Spd	Elapsed
1		2:08.024	39.259	38.171	50.594	201.4	2:08.024
2		2:00.642	32.975	37.241	50.426	232.2	4:08.666
3		2:00.562	33.010	37.349	50.203	233.2	6:09.228
4		2:00.533	32.672	37.139	50.722	232.2	8:09.761
5		2:00.039	32.639	37.257	50.143	232.7	10:09.800
6		2:00.499	32.934	37.430	50.135	233.7	12:10.299
7		1:59.974	32.795	37.132	50.047	233.7	14:10.273
8		1:59.784	32.641	36.948	50.195	232.7	16:10.057
9		2:02.189	32.626	38.820	50.743	232.7	18:12.246
10		2:00.284	32.743	37.304	50.237	232.7	20:12.530
11		1:59.334	32.695	36.839	49.800	232.2	22:11.864
12		1:59.644	32.594	36.856	50.194	232.2	24:11.508
13		1:59.905	32.645	37.244	50.016	231.7	26:11.413
14		2:01.212	33.728	37.273	50.211	232.2	28:12.625
15		1:59.728	32.405	37.173	50.150	232.2	30:12.353





Paul Ricard
Euroformula Open
Race - 3



Analysis by Lap

Num	Lap Time	Gap
-----	----------	-----

Lap 1

73	2:02.631	
10	2:03.420	00.789
19	2:03.908	01.277
84	2:04.910	02.279
26	2:05.374	02.743
23	2:05.945	03.314
6	2:06.399	03.768
99	2:08.024	05.393

Num	Lap Time	Gap
-----	----------	-----

Lap 2

73	1:57.640	
10	1:58.536	01.685
19	1:58.156	01.793
84	1:58.180	02.819
26	1:58.480	03.583
23	1:58.346	04.020
6	1:59.016	05.144
99	2:00.642	08.395

Num	Lap Time	Gap
-----	----------	-----

Lap 3

73	1:57.499	
19	1:58.031	02.325
10	1:59.083	03.269
84	1:58.588	03.908
23	1:58.128	04.649
26	1:59.246	05.330
6	1:58.844	06.489
99	2:00.562	11.458

Num	Lap Time	Gap
-----	----------	-----

Lap 4

73	1:57.253	
19	1:57.436	02.508
10	1:57.743	03.759
84	1:58.068	04.723
23	1:57.758	05.154
26	1:58.261	06.338
6	1:58.437	07.673
99	2:00.533	14.738

Num	Lap Time	Gap
-----	----------	-----

Lap 5

73	1:57.543	
19	1:57.652	02.617
10	1:57.572	03.788
84	1:58.659	05.839
23	1:58.373	05.984
26	1:58.415	07.210
6	1:58.485	08.615
99	2:00.039	17.234

Num	Lap Time	Gap
-----	----------	-----

Lap 6

73	1:57.911	
19	1:57.461	02.167
10	1:57.433	03.310
23	1:58.685	06.758

Num	Lap Time	Gap
-----	----------	-----

Lap 7

84	1:59.413	07.341
26	1:58.692	07.991
6	1:58.296	09.000
99	2:00.499	19.822

Num	Lap Time	Gap
-----	----------	-----

Lap 8

73	1:57.585	
19	1:57.325	01.907
10	1:57.554	03.279
23	1:57.727	06.900
84	1:58.109	07.865
26	1:58.564	08.970
6	1:58.208	09.623
99	1:59.974	22.211

Num	Lap Time	Gap
-----	----------	-----

Lap 9

73	1:57.298	
19	1:57.103	01.712
10	1:57.663	03.644
23	1:57.556	07.158
84	1:57.727	08.294
26	1:58.032	09.704
6	1:58.382	10.707
99	1:59.784	24.697

Num	Lap Time	Gap
-----	----------	-----

Lap 10

73	1:57.289	
19	1:57.154	01.577
10	1:57.901	04.256
23	1:57.649	07.518
84	1:57.732	08.737
26	1:58.263	10.678
6	1:58.319	11.737
99	2:02.189	29.597

Num	Lap Time	Gap
-----	----------	-----

Lap 11

73	1:57.163	
19	1:57.370	01.784
10	1:57.713	04.806
23	1:57.771	08.126
84	1:57.689	09.263
26	1:57.898	11.413
6	1:58.261	12.835
99	2:00.284	32.718

Num	Lap Time	Gap
-----	----------	-----

Lap 12

73	1:57.252	
19	1:57.362	01.894
10	1:57.973	05.527
23	1:57.556	08.430
84	1:58.387	10.398
26	1:58.026	12.187
6	1:58.259	13.842
99	1:59.334	34.800

Num	Lap Time	Gap
-----	----------	-----

Lap 13

73	1:57.087	
19	1:57.162	01.969
10	1:58.099	06.539
23	1:57.805	09.148
84	1:58.022	11.333
26	1:57.965	13.065
6	1:58.449	15.204
99	1:59.644	37.357

Num	Lap Time	Gap
-----	----------	-----

Lap 14

73	1:57.829	
19	1:57.335	01.475
10	1:57.706	06.416
23	1:57.702	09.021
84	1:58.286	11.790
26	1:58.278	13.514
6	1:58.110	15.485
99	1:59.905	39.433

Num	Lap Time	Gap
-----	----------	-----

Lap 15

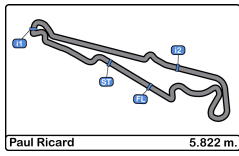
73	1:57.244	
19	1:57.202	01.433
10	1:57.477	06.649
23	1:57.666	09.443
84	1:58.441	12.987
26	1:58.207	14.477
6	1:58.217	16.458
99	2:01.212	43.401

Num	Lap Time	Gap
-----	----------	-----

Lap 15

73	1:57.885	
19	1:57.816	01.364
10	1:57.886	06.650
23	1:57.854	09.412
84	1:58.418	13.520
26	1:59.376	15.968
6	1:58.524	17.097
99	1:59.728	45.244



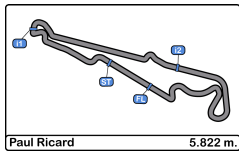


Paul Ricard
Euroformula Open
Race - 3
Best Sectors Results





Sector - 1			Sector - 2			Sector - 3			Ideal Lap vs Best Lap						
Clas	Nº	Driver	Time	Nº	Driver	Time	Nº	Driver	Time	Clas	Nº	Driver	Ideal Lap	Best Lap	Clas
1	23	Bryce Aron	31.853	10	Juju Noda	35.903	73	Cian Shields	48.756	1	10	Juju Noda	1:56.906	1:57.433	3
2	19	Noel Leon	31.856	19	Noel Leon	36.254	19	Noel Leon	48.928	2	73	Cian Shields	1:56.964	1:57.087	1
3	84	Francesco Simonazzi	31.905	73	Cian Shields	36.298	10	Juju Noda	49.001	3	19	Noel Leon	1:57.038	1:57.103	2
4	73	Cian Shields	31.910	26	Jakob Bergmeister	36.372	23	Bryce Aron	49.020	4	23	Bryce Aron	1:57.273	1:57.556	4
5	10	Juju Noda	32.002	84	Francesco Simonazzi	36.387	26	Jakob Bergmeister	49.199	5	84	Francesco Simonazzi	1:57.535	1:57.689	5
6	6	Vladislav Ryabov	32.112	23	Bryce Aron	36.400	6	Vladislav Ryabov	49.209	6	26	Jakob Bergmeister	1:57.720	1:57.898	6
7	26	Jakob Bergmeister	32.149	6	Vladislav Ryabov	36.561	84	Francesco Simonazzi	49.243	7	6	Vladislav Ryabov	1:57.882	1:58.110	7
8	99	Attila Pénzes	32.405	99	Attila Pénzes	36.839	99	Attila Pénzes	49.800	8	99	Attila Pénzes	1:59.044	1:59.334	8



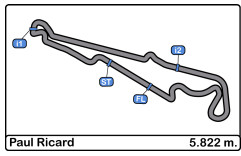


Paul Ricard
Euroformula Open
Race - 3
Leader Sequence



N°	Driver	Nat	Cat	Clas	Team	Nat	Vehicle	Start Lap	End Lap	Laps	Total Laps
73	Cian Shields	 ^{GBR}			Team Motopark	 ^{GER}	Dallara F320 Spiess	1	15	15	15



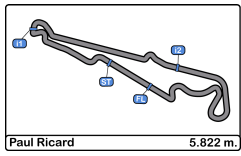


Paul Ricard
Euroformula Open
Race - 3
Best 5 Lap Times



Cls	N°	Driver	Nat	Cat	Cls	Team	Nat	Vehicle	Best 1		Best 2		Best 3		Best 4		Best 5	
									Time	Lap	Time	Lap	Time	Lap	Time	Lap	Time	Lap
1	73	Cian Shields				Team Motopark		Dallara F320 Spiess	1:57.087	12	1:57.163	10	1:57.244	14	1:57.252	11	1:57.253	4
2	19	Noel Leon				Team Motopark		Dallara F320 Spiess	1:57.103	8	1:57.154	9	1:57.162	12	1:57.202	14	1:57.325	7
3	10	Juju Noda		R	1	Noda Racing		Dallara F320 Spiess	1:57.433	6	1:57.477	14	1:57.554	7	1:57.572	5	1:57.663	8
4	23	Bryce Aron				Team Motopark		Dallara F320 Spiess	1:57.556	8	1:57.556	11	1:57.649	9	1:57.666	14	1:57.702	13
5	84	Francesco				BVM Racing		Dallara F320 Spiess	1:57.689	10	1:57.727	8	1:57.732	9	1:58.022	12	1:58.068	4
6	26	Jakob Bergmeister		R	2	Team Motopark		Dallara F320 Spiess	1:57.898	10	1:57.965	12	1:58.026	11	1:58.032	8	1:58.207	14
7	6	Vladislav Ryabov		R	3	CryptoTower Racing		Dallara F320 Spiess	1:58.110	13	1:58.208	7	1:58.217	14	1:58.259	11	1:58.261	10
8	99	Attila Pénzes				CryptoTower Racing		Dallara F320 Spiess	1:59.334	11	1:59.644	12	1:59.728	15	1:59.784	8	1:59.905	13



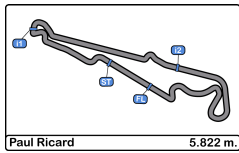


Paul Ricard
Euroformula Open
Race - 3
Best 5 Top Speeds



Clas	Nº	Driver	Nat	Cat	Cls	Team	Nat	Vehicle	Top 1		Top 2		Top 3		Top 4		Top 5		Avg		
									Km/h	Lap	Km/h	Lap	Km/h	Lap	Km/h	Lap	Km/h	Lap			
1	23	Bryce Aron		USA		Team Motopark		DEU	Dallara F320 Spiess	241.0	3	240.0	5	238.9	2	238.4	4	237.3	6	239.1	
2	26	Jakob Bergmeister		DEU	R	1	Team Motopark		DEU	Dallara F320 Spiess	239.4	2	239.4	7	238.4	3	237.8	8	237.3	15	238.5
3	84	Francesco Simonazzi		ITA		BVM Racing		ITA	Dallara F320 Spiess	238.9	7	237.8	4	237.8	8	237.3	5	236.8	3	237.7	
4	10	Juju Noda		JPN	R	2	Noda Racing		JPN	Dallara F320 Spiess	238.4	4	237.8	6	237.8	7	237.3	9	236.8	2	237.6
5	6	Vladislav Ryabov		RUS	R	3	CryptoTower Racing Team		RUS	Dallara F320 Spiess	237.3	8	235.8	2	235.2	7	234.7	3	234.7	6	235.6
6	19	Noel Leon		MEX		Team Motopark		DEU	Dallara F320 Spiess	236.8	3	236.3	2	235.8	7	235.8	15	235.2	8	236.0	
7	73	Cian Shields		GBR		Team Motopark		DEU	Dallara F320 Spiess	234.2	7	234.2	11	234.2	12	233.7	4	233.7	6	234.0	
8	99	Attila Pénzes		HUN		CryptoTower Racing Team		JPN	Dallara F320 Spiess	233.7	6	233.7	7	233.2	3	232.7	5	232.7	8	233.2	





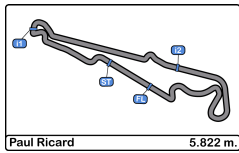
Paul Ricard
Euroformula Open
Race - 3
Fastest Laps Sequence



Paul Ricard 5.822 m.

Lap	Time of Day	Session Time	Nº Driver	Nat	Cat	Team	Nat	Vehicle	Time	Km/h
2	18:38:13.501	4:00.501	73 Cian Shields		GBR	Team Motopark		DEU Dallara F320 Spiess	1:57.640	178.1
3	18:40:11.000	5:58.000	73 Cian Shields		GBR	Team Motopark		DEU Dallara F320 Spiess	1:57.499	178.3
4	18:42:08.252	7:55.252	73 Cian Shields		GBR	Team Motopark		DEU Dallara F320 Spiess	1:57.253	178.7
8	18:50:00.302	15:47.302	19 Noel Leon		MEX	Team Motopark		DEU Dallara F320 Spiess	1:57.103	178.9
12	18:57:47.380	23:34.380	73 Cian Shields		GBR	Team Motopark		DEU Dallara F320 Spiess	1:57.087	179.0



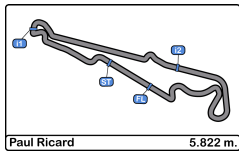


Paul Ricard
Euroformula Open
Race - 3
Event Best Maximum Speed



N°	Driver	Nat	Cat	Clas	Team	Nat	Vehicle	Km/h	Session
26	Jakob Bergmeister	DEU	R	1	Team Motopark	DEU	Dallara F320 Spiess	245.4	Race - 2
19	Noel Leon	MEX			Team Motopark	DEU	Dallara F320 Spiess	243.2	Race - 2
73	Cian Shields	GBR			Team Motopark	DEU	Dallara F320 Spiess	241.6	Race - 2
23	Bryce Aron	USA			Team Motopark	DEU	Dallara F320 Spiess	241.0	Race - 3
6	Vladislav Ryabov	RUS	R	2	CryptoTower Racing Team	JPN	Dallara F320 Spiess	240.5	Race - 2
10	Juju Noda	JPN	R	3	Noda Racing	JPN	Dallara F320 Spiess	240.5	Race - 2
84	Francesco Simonazzi	ITA			BVM Racing	ITA	Dallara F320 Spiess	239.4	Race - 2
99	Attila Pénzes	HUN			CryptoTower Racing Team	JPN	Dallara F320 Spiess	235.8	Race - 2





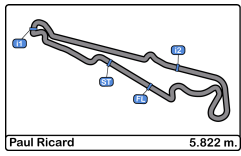
Paul Ricard
Euroformula Open
Race - 3
Lap Chart



LAP

Nr	Pos	Grid	1	2	3	4	5	6	7	8	9	10	11	12	13	14	15
73	1	73	73	73	73	73	73	73	73	73	73	73	73	73	73	73	73
10	2	10	10	10	19	19	19	19	19	19	19	19	19	19	19	19	19
6	3	6	19	19	10	10	10	10	10	10	10	10	10	10	10	10	10
23	4	23	84	84	84	84	84	23	23	23	23	23	23	23	23	23	23
84	5	84	26	26	23	23	23	84	84	84	84	84	84	84	84	84	84
19	6	19	23	23	26	26	26	26	26	26	26	26	26	26	26	26	26
26	7	26	6	6	6	6	6	6	6	6	6	6	6	6	6	6	6
99	8	99	99	99	99	99	99	99	99	99	99	99	99	99	99	99	99

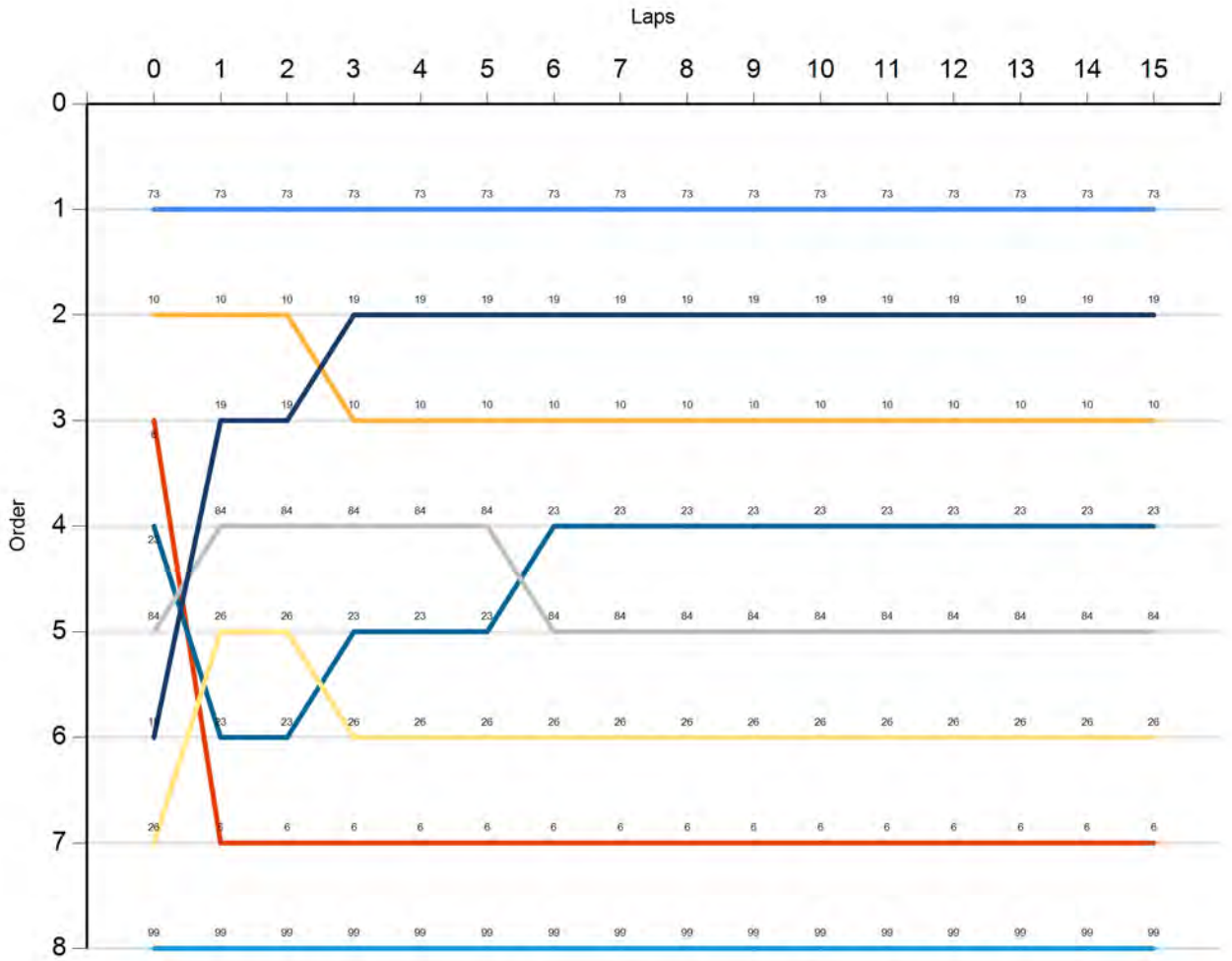


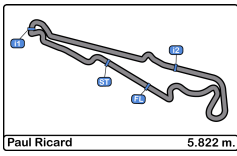


Paul Ricard
Euroformula Open
Race - 3
Graphic Lap Chart



- 73
- 10
- 6
- 23
- 84
- 19
- 26
- 99



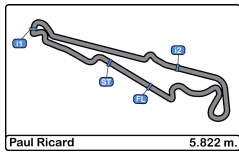


Paul Ricard
Euroformula Open
Race - 3
Pit Stop Analysis



Or d.	Nr.	In Day	Time	Driver	Nat	Cat	Team	Nat	Vehicle	In Time	Stop N°	Pit Time	Handicap	Dif.
----------	-----	--------	------	--------	-----	-----	------	-----	---------	---------	---------	----------	----------	------

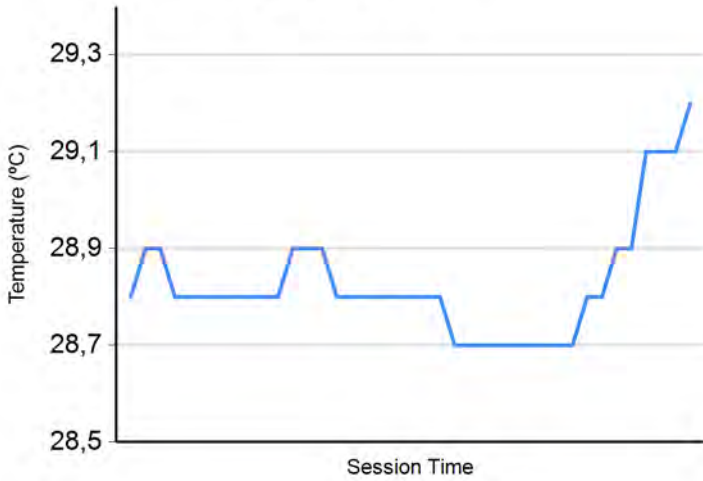




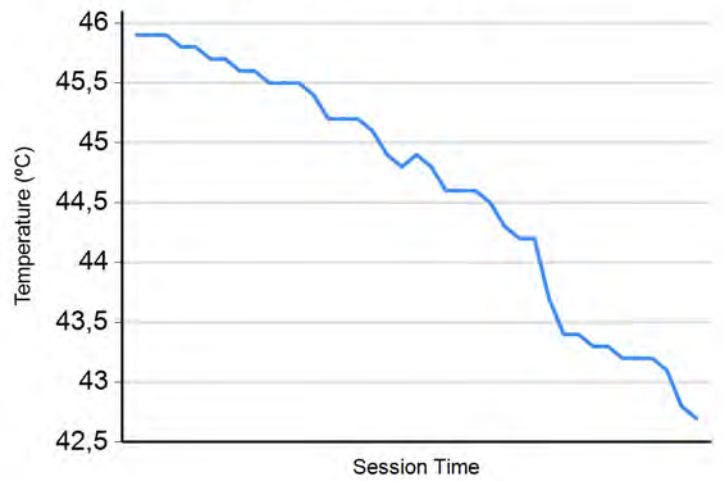
Paul Ricard
Euroformula Open
Race - 3
Weather Report



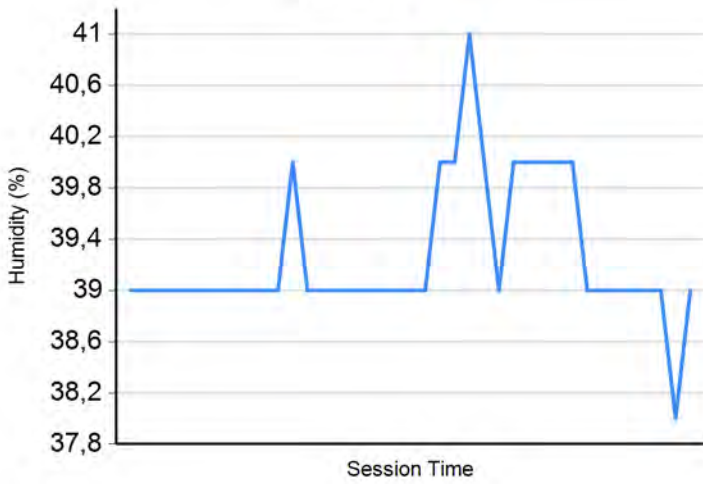
Air Temperature



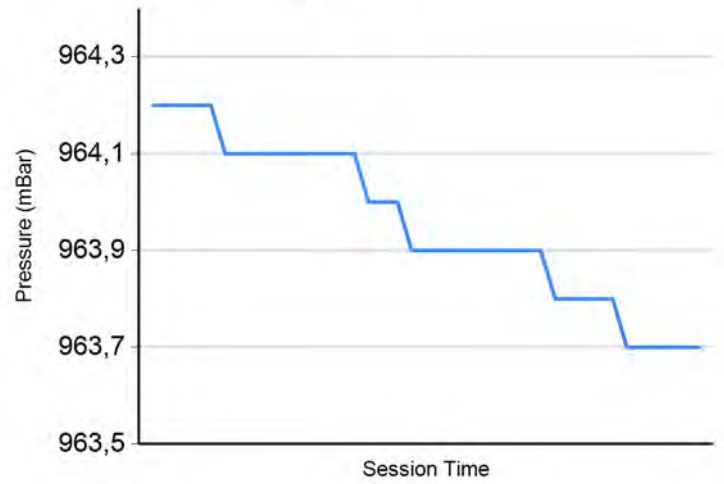
Track Temperature



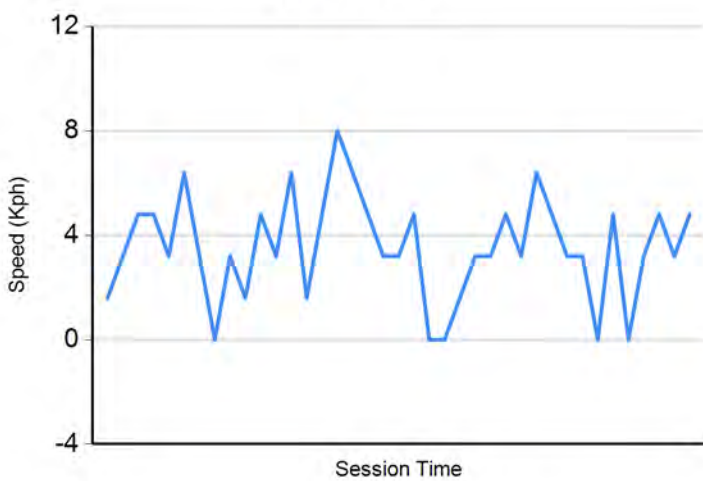
Humidity



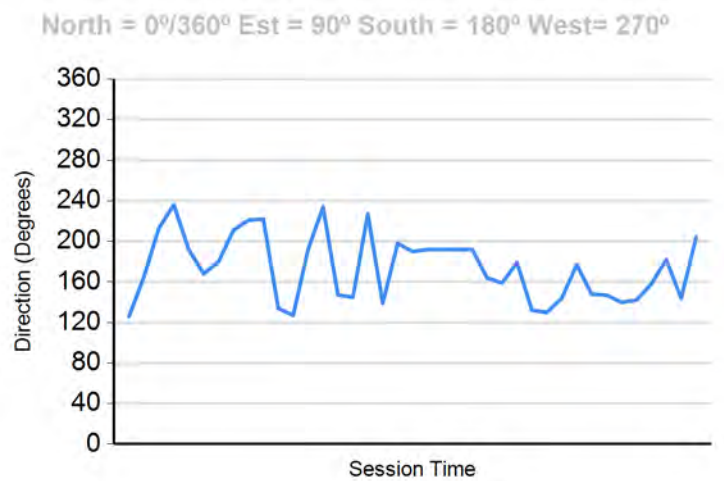
Pressure

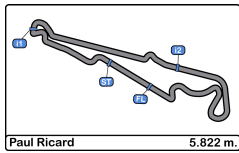


Wind Speed



Wind direction





Paul Ricard
Euroformula Open
Race - 3
Final Results



Clas	Nº	Driver	Nat	Cat	Clas	Team	Nat	Vehicle	Laps	Total Time	Gap	Interval	Km/h	Best	Time	Km/h
1	73	Cian Shields				Team Motopark		Dallara F320 Spiess	15	29:27.109			177.9	12	1:57.087	179.0
2	19	Noel Leon				Team Motopark		Dallara F320 Spiess	15	29:28.473	1.364	1.364	177.7	8	1:57.103	178.9
3	10	Juju Noda		R	1	Noda Racing		Dallara F320 Spiess	15	29:33.759	6.650	5.286	177.2	6	1:57.433	178.4
4	23	Bryce Aron				Team Motopark		Dallara F320 Spiess	15	29:36.521	9.412	2.762	176.9	8	1:57.556	178.2
5	84	Francesco Simonazzi				BVM Racing		Dallara F320 Spiess	15	29:40.629	13.520	4.108	176.5	10	1:57.689	178.0
6	26	Jakob Bergmeister		R	2	Team Motopark		Dallara F320 Spiess	15	29:43.077	15.968	2.448	176.3	10	1:57.898	177.7
7	6	Vladislav Ryabov		R	3	CryptoTower Racing Team		Dallara F320 Spiess	15	29:44.206	17.097	1.129	176.2	13	1:58.110	177.4
8	99	Attila Pénzes				CryptoTower Racing Team		Dallara F320 Spiess	15	30:12.353	45.244	28.147	173.4	11	1:59.334	175.6

Fastest lap Cian Shields in 1:57.087 at 179.0 Km/h in lap 12

Published at:.....

Track Temp: **42.7 °C** Air Temp: **29.2 °C** Humidity: **39 %** Track Status: **DRY**

Stewards:

Timekeeper:

Luis Garcia
 JOB-1605-ESP/M












Championship Classification

Cls	N°	Name	Nat	Net Pts	Pts	Portimao			Spa-Francorchamps			Hungaroring			Paul Ricard			Red Bull Ring			Monza			Mugello			Barcelona							
						q	R1	R2	R3	q	R1	R2	R3	q	R1	R2	R3	q	R1	R2	R3	q	R1	R2	R3	q	R1	R2	R3	q	R1	R2	R3	
1	19	Noel Leon		201	201	17 3-1	11 5-F	25 1	1	26 1-F	21 2-F-4	16 3-F	1	26 1-F	12 4	18 3-F-3	1	NC	6 7	20 2-4														
2	23	Bryce Aron		184	184	10 5	12 4	12 4		17 3-2	25 1	10 5		8 6	26 1-F	12 4		15 3	25 1	12 4														
3	73	Cian Shields		164	164	8 6	2 9	10 5		18 2	12 4	27 1-4		18 2	4 8	8 6		12 4	19 2-F	26 1-F														
4	84	Francesco Simonazzi		154	154	12 4	25 1	15 3		10 5	15 3	18 2		12 4	10 5	10 5		NC	17 3-4	10 5														
5	10	Juju Noda		118	118	6 7	6 7	6 7		6 7	6 7	8 6		10 5	15 3	2 9		26 1-F	12 4	15 3														
6	26	Jakob Bergmeister		98	98	NP	8 6	8 6		8 6	8 6	NP		4 8	6 7	18 2		20 2-5	10 5	8 6														
7	21	Josh Mason		96	96	NP	NP	NP		12 4	10 5	12 4		17 3-1	20 2-2	25 1		NP	NP	NP														
8	77	Tim Tramnitz		55	55	19 2-F	15 3	21 2-F-3		NP	NP	NP		NP	NP	NP		NP	NP	NP														
9	15	Enzo Trulli		50	50	1 1	25 2-4	4 8		NP	NP	NP		NP	NP	NP		NP	NP	NP														
10	6	Vladislav Ryabov		24	24	NP	NP	NP		NP	NP	NP		NP	NP	NP		10 5	8 6	6 7														
11	7	Vladimir Netusil		21	21	NP	4 8	1 10		1 10	1 10	6 7		2 9	2 9	4 8		NP	NP	NP														
12	20	Benjamin Berta		20	20	NP	NP	NP		NP	NP	NP		6 7	8 6	6 7		NP	NP	NP														
13	99	Attila Péntzes		16	16	NP	NP	NP		NP	NP	NP		NP	NP	NP		8 6	4 8	4 8														
14	39	Gerrard Xie		8	8	NP	NP	NP		4 8	4 8	NP		NP	NP	NP		NP	NP	NP														
15	212	Paolo Brajnik		6	6	NC	NP	2 9		2 9	2 9	NP		NC	NP	NP		NP	NP	NP														

















Championship Rookie Classification

Cls	N°	Name	Nat	Net Pts	Pts	 <u>Portimao</u>			 <u>SPA-Francorchamps</u>			 <u>Hungaroring</u>			 <u>Paul Ricard</u>			 <u>Red Bull Ring</u>			 <u>Monza</u>			 <u>Barcelona</u>			<u>TBC</u>		
						R1	R2	R3	R1	R2	R3	R1	R2	R3	R1	R2	R3	R1	R2	R3	R1	R2	R3	R1	R2	R3	R1	R2	R3
1	10	Juju Noda		110	110	10	8	8	8	8	10	10	10	8	10	10	10												
2	26	Jakob Bergmeister		90	90		10	10	10	10		8	8	10	8	8	8												
3	6	Vladislav Ryabov		18	18									6	6	6													
4	39	Gerrard Xie		12	12				6	6																			



Championship Teams' Classification

Cls	Team	Nat	Pts	 <u>Portimao</u>			 <u>SPA-Francorchamps</u>			 <u>Hungaroring</u>			 <u>Paul Ricard</u>			 <u>Red Bull Ring</u>			 <u>Monza</u>			 <u>Mugello</u>			 <u>Barcelona</u>		
				R1	R2	R3	R1	R2	R3	R1	R2	R3	R1	R2	R3	R1	R2	R3	R1	R2	R3	R1	R2	R3	R1	R2	R3
1	Team Motopark		178	9	7	14	18	18	16	18	14	14	14	18	18												
2	CryptoTower Racing Team		78	18	14	8	4	3	4	6	8	10	3														
3	BVM Racing		56	4	10	6	3	6	8	4	3	3		6	3												
4	Noda Racing		29							3	6		10	4	6												
5	NV Racing		0																								
5	Effective Racing		0																								


























Drivers Statistics

Cls	Nº	Name	Nat	Net Points	Points	First Positions	Seconds Positions	Thirds Positions	Race Fastest Laps	Pole Positions	Laps in first place	Km. covered in Race	Km. covered in Practice
1	19	Noel Leon		201	201	3	2	3	6	3		907.306	869.244
2	23	Bryce Aron		184	184	3		2	1	1		965.526	889.828
3	73	Cian Shields		164	164	2	3		2	3		956.220	834.513
4	84	Francesco Simonazzi		154	154	1	1	3				907.306	965.468
5	10	Juju Noda		118	118	1		2	1			965.526	945.775
6	26	Jakob Bergmeister		98	98		2			2		823.389	902.582
7	21	Josh Mason		96	96	1	1	1				468.571	395.852
8	77	Tim Tramnitz		55	55		2	1	2			246.609	209.385
9	15	Enzo Trulli		50	50	1	1			1		246.609	232.650
10	6	Vladislav Ryabov		24	24							250.346	238.702
11	7	Vladimir Netusil		21	21							631.698	409.196
12	20	Benjamin Berta		20	20							223.431	192.764
13	99	Attila Péntzes		16	16					1		250.346	197.948
14	39	Gerrard Xie		8	8							182.104	154.088
15	212	Paolo Brajnik		6	6							319.518	520.833



Drivers Performance

Cls	N°	Name	Nat	Net Pts	Pts	 <u>Portimao</u>			 <u>SPA-Francorchamps</u>			 <u>Hungaroring</u>			 <u>Paul Ricard</u>			 <u>Red Bull Ring</u>			 <u>Monza</u>			 <u>Mugello</u>			 <u>Barcelona</u>		
						R1	R2	R3	R1	R2	R3	R1	R2	R3	R1	R2	R3	R1	R2	R3	R1	R2	R3	R1	R2	R3	R1	R2	R3
1	19	Noel Leon		201	201	4-3	4-5	3-1	1-1	6-2	6-3	1-1	6-4	6-3	1-NC	8-7	6-2												
2	23	Bryce Aron		184	184	5-5	2-4	2-4	5-3	4-1	2-5	7-6	1-1	7-4	3-3	4-1	4-4												
3	73	Cian Shields		164	164	6-6	1-9	1-5	2-2	5-4	5-1	2-2	5-8	5-6	6-4	3-2	1-1												
4	84	Francesco Simonazzi		154	154	3-4	3-1	4-3	3-5	2-3	4-2	3-4	3-5	4-5	2-NC	7-3	5-5												
5	10	Juju Noda		118	118	8-7	7-7	8-7	8-7	7-7	8-6	5-5	2-3	2-9	5-1	6-4	2-3												
6	26	Jakob Bergmeister		98	98	7-NP	9-6	7-6	7-6	1-6	NP-NP	6-8	8-7	1-2	7-2	5-5	7-6												
7	21	Josh Mason		96	96	NP-NP	NP-NP	NP-NP	4-4	3-5	3-4	4-3	4-2	3-1	NP-NP	NP-NP	NP-NP												
8	77	Tim Tramnitz		55	55	2-2	5-3	5-2	NP-NP	NP-NP	NP-NP	NP-NP	NP-NP	NP-NP	NP-NP	NP-NP	NP-NP												
9	15	Enzo Trulli		50	50	1-1	6-2	6-8	NP-NP	NP-NP	NP-NP	NP-NP	NP-NP	NP-NP	NP-NP	NP-NP	NP-NP												
10	6	Vladislav Ryabov		24	24	NP-NP	NP-NP	NP-NP	NP-NP	NP-NP	NP-NP	NP-NP	NP-NP	NP-NP	4-5	2-6	3-7												
11	7	Vladimir Netusil		21	21	10-NP	10-8	10-10	10-10	10-10	10-7	9-9	9-9	9-8	NP-NP	NP-NP	NP-NP												
12	20	Benjamin Berta		20	20	NP-NP	NP-NP	NP-NP	NP-NP	NP-NP	NP-NP	8-7	7-6	8-7	NP-NP	NP-NP	NP-NP												
13	99	Attila Péntzes		16	16	NP-NP	NP-NP	NP-NP	NP-NP	NP-NP	NP-NP	NP-NP	NP-NP	NP-NP	8-6	1-8	8-8												
14	39	Gerrard Xie		8	8	NP-NP	NP-NP	NP-NP	6-8	8-8	NP-NP	NP-NP	NP-NP	NP-NP	NP-NP	NP-NP	NP-NP												
15	212	Paolo Brajnik		6	6	9-NC	NP-NP	9-9	9-9	9-9	NP-NP	10-NC	NP-NP	NP-NP	NP-NP	NP-NP	NP-NP												