

Paul Ricard
Formula Regional Championship by Alpine
Race - 2
Provisional Results

Clas	Nº	Driver	Nat	Cat	Clas	Team	Nat	Vehicle	Laps	Total Time	Gap	Interval	Km/h	Best	Time	Km/h
1	12	Andrea Kimi ANTONELLI	ITA			PREMA RACING	ITA	Formula Alpine	16	32:21.289			172.7	14	2:00.688	173.6
2	19	Esteban MASSON	FRA			SAINTELOC RACING	FRA	Formula Alpine	16	32:25.727	4.438	4.438	172.3	13	2:01.072	173.1
3	77	Tim TRAMNITZ	DEU			R-ACE GP	FRA	Formula Alpine	16	32:25.952	4.663	0.225	172.3	14	2:00.924	173.3
4	34	Martinius STENSHORNE	NOR	R	1	R-ACE GP	FRA	Formula Alpine	16	32:26.750	5.461	0.798	172.2	13	2:00.967	173.2
5	3	Alessandro GIUSTI	FRA	R	2	G4 RACING	CHE	Formula Alpine	16	32:32.612	11.323	5.862	171.7	11	2:00.789	173.5
6	65	Santiago RAMOS	MEX			RPM	ITA	Formula Alpine	16	32:33.862	12.573	1.250	171.6	7	2:01.281	172.8
7	10	Joshua DURKSEN	GBR			ARDEN	GBR	Formula Alpine	16	32:34.524	13.235	0.662	171.5	13	2:01.014	173.1
8	64	Maya WEUG	ESP	R	3	KIC MOTORSPORT	FIN	Formula Alpine	16	32:35.258	13.969	0.734	171.5	13	2:00.976	173.2
9	43	Owen TANGAVELOU	FRA			TRIDENT	ITA	Formula Alpine	16	32:35.628	14.339	0.370	171.4	13	2:01.011	173.2
10	85	Macéo CAPIETTO	FRA			RPM	ITA	Formula Alpine	16	32:44.880	23.591	9.252	170.6	6	2:01.807	172.0
11	27	Kas HAVERKORT	NLD			VAN AMERSFOORT	NLD	Formula Alpine	16	32:45.123	23.834	0.243	170.6	9	2:01.233	172.8
12	8	Rafael CAMARA	BRA			PREMA RACING	ITA	Formula Alpine	16	32:45.287	23.998	0.164	170.6	9	2:01.192	172.9
13	30	Michael BELOV	KGZ			G4 RACING	CHE	Formula Alpine	16	32:46.181	24.892	0.894	170.5	11	2:01.733	172.1
14	15	Sami MEGUETOUNIF	FRA			MP MOTORSPORT	NLD	Formula Alpine	16	32:46.480	25.191	0.299	170.5	9	2:01.397	172.6
15	25	Marcus AMAND	FRA	R	4	ART GRAND PRIX	FRA	Formula Alpine	16	32:47.051	25.762	0.571	170.4	8	2:01.734	172.1
16	4	Roman BILINSKI	POL			TRIDENT	ITA	Formula Alpine	16	32:47.728	26.439	0.677	170.4	5	2:01.822	172.0
17	26	Victor BERNIER	FRA			MP MOTORSPORT	NLD	Formula Alpine	16	32:48.117	26.828	0.389	170.3	9	2:01.415	172.6
18	21	Kirill SMAL	KGZ	R	5	MONOLITE RACING	ITA	Formula Alpine	16	32:48.212	26.923	0.095	170.3	8	2:01.467	172.5
19	88	Matias ZAGAZETA	PER			R-ACE GP	FRA	Formula Alpine	16	32:48.683	27.394	0.471	170.3	11	2:01.571	172.4
20	5	Tom LEBBON	GBR	R	6	ARDEN	GBR	Formula Alpine	16	32:51.160	29.871	2.477	170.1	15	2:01.653	172.2
21	13	Joshua DUFEK	CHE			VAN AMERSFOORT	NLD	Formula Alpine	16	32:52.224	30.935	1.064	170.0	15	2:01.743	172.1
22	73	Emerson FITTIPALDI Jr.	BRA	R	7	SAINTELOC RACING	FRA	Formula Alpine	16	32:54.404	33.115	2.180	169.8	8	2:01.763	172.1
23	33	Lucas MEDINA	COL	R	8	SAINTELOC RACING	FRA	Formula Alpine	16	32:55.394	34.105	0.990	169.7	11	2:01.992	171.8
24	29	Enzo SCIONTI	USA			MONOLITE RACING	ITA	Formula Alpine	16	32:58.227	36.938	2.833	169.5	15	2:01.894	171.9
25	99	Giovanni MASCHIO	ITA			MONOLITE RACING	ITA	Formula Alpine	16	33:02.589	41.300	4.362	169.1	10	2:02.561	171.0
26	68	Niels KOOLEN	NLD			VAN AMERSFOORT	NLD	Formula Alpine	16	33:03.906	42.617	1.317	169.0	16	2:01.879	171.9
27	9	Charlie WURZ	AUT			ART GRAND PRIX	FRA	Formula Alpine	16	33:19.419	58.130	15.513	167.7	15	2:01.665	172.2
28	23	Ivan KLYMENKO	UKR	R	9	KIC MOTORSPORT	FIN	Formula Alpine	15	33:41.378	1 Lap	1 Lap	155.5	10	2:02.249	171.4
Not classified: (Requirements: 90% of number laps of leader = 15 Laps)																
18	18	Laurens VAN HOEPEN	NLD			ART GRAND PRIX	FRA	Formula Alpine	8	16:20.758	8 Laps	7 Laps	170.9	5	2:01.446	172.5
47	47	Nikhil BOHRA	IND			TRIDENT	ITA	Formula Alpine	7	14:25.888	9 Laps	1 Lap	169.4	5	2:01.837	172.0
7	7	Lorenzo FLUXA	ESP			PREMA RACING	ITA	Formula Alpine	7	14:26.061	9 Laps	0.173	169.4	5	2:01.841	172.0
28	28	Pierre - Alexandre PROVOST	FRA	R		G4 RACING	CHE	Formula Alpine	2	4:22.741	14 Laps	5 Laps	159.5	2	2:05.757	166.6
11	11	Levente REVESZ	HUN			ARDEN	GBR	Formula Alpine	1	6:44.977	15 Laps	1 Lap	51.7	1	6:44.977	51.7


Fastest lap Andrea Kimi ANTONELLI in 2:00.688 at 173.6 Km/h in lap 14

Published at:.....

Track Temp: 48.5 °C Air Temp: 29.6 °C Humidity: 38 % Track Status: DRY

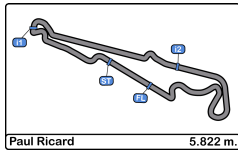
Race Director:

Timekeeper:


Luis Garcia

JOB-1605-ESP/M





Paul Ricard
Formula Regional Championship by Alpine
Race - 2
Provisional Results by Category

Rookie																
Clas	Nº	Driver	Nat	Cat	Clas	Team	Nat	Vehicle	Laps	Total Time	Gap	Interval	Km/h	Best	Time	Km/h
1	34	Martinius STENSHORNE		R	1	R-ACE GP		Formula Alpine	16	32:26.750			172.2	13	2:00.967	173.2
2	3	Alessandro GIUSTI		R	2	G4 RACING		Formula Alpine	16	32:32.612	5.862	5.862	171.7	11	2:00.789	173.5
3	64	Maya WEUG		R	3	KIC MOTORSPORT		Formula Alpine	16	32:35.258	8.508	2.646	171.5	13	2:00.976	173.2
4	25	Marcus AMAND		R	4	ART GRAND PRIX		Formula Alpine	16	32:47.051	20.301	11.793	170.4	8	2:01.734	172.1
5	21	Kirill SMAL		R	5	MONOLITE RACING		Formula Alpine	16	32:48.212	21.462	1.161	170.3	8	2:01.467	172.5
6	5	Tom LEBBON		R	6	ARDEN		Formula Alpine	16	32:51.160	24.410	2.948	170.1	15	2:01.653	172.2
7	73	Emerson FITTIPALDI Jr.		R	7	SAINTELOC RACING		Formula Alpine	16	32:54.404	27.654	3.244	169.8	8	2:01.763	172.1
8	33	Lucas MEDINA		R	8	SAINTELOC RACING		Formula Alpine	16	32:55.394	28.644	0.990	169.7	11	2:01.992	171.8
9	23	Ivan KLYMENKO		R	9	KIC MOTORSPORT		Formula Alpine	15	33:41.378	1 Lap	1 Lap	155.5	10	2:02.249	171.4

Not classified: (Requirements: 90% of number laps of leader = 15 Laps)

28		Pierre - Alexandre PROVOST		R	10	G4 RACING		Formula Alpine	2	4:22.741	14 Laps	13 Laps	159.5	2	2:05.757	166.6
----	--	----------------------------	--	---	----	-----------	--	----------------	---	----------	---------	---------	-------	---	----------	-------

Clas	Nº	Driver	Nat	Cat	Clas	Team	Nat	Vehicle	Laps	Total Time	Gap	Interval	Km/h	Best	Time	Km/h
1	12	Andrea Kimi ANTONELLI				PREMA RACING		Formula Alpine	16	32:21.289			172.7	14	2:00.688	173.6
2	19	Esteban MASSON				SAINTELOC RACING		Formula Alpine	16	32:25.727	4.438	4.438	172.3	13	2:01.072	173.1
3	77	Tim TRAMNITZ				R-ACE GP		Formula Alpine	16	32:25.952	4.663	0.225	172.3	14	2:00.924	173.3
4	65	Santiago RAMOS				RPM		Formula Alpine	16	32:33.862	12.573	7.910	171.6	7	2:01.281	172.8
5	10	Joshua DURKSEN				ARDEN		Formula Alpine	16	32:34.524	13.235	0.662	171.5	13	2:01.014	173.1
6	43	Owen TANGAVELOU				TRIDENT		Formula Alpine	16	32:35.628	14.339	1.104	171.4	13	2:01.011	173.2
7	85	Macéo CAPIETTO				RPM		Formula Alpine	16	32:44.880	23.591	9.252	170.6	6	2:01.807	172.0
8	27	Kas HAVERKORT				VAN AMERSFOORT		Formula Alpine	16	32:45.123	23.834	0.243	170.6	9	2:01.233	172.8
9	8	Rafael CAMARA				PREMA RACING		Formula Alpine	16	32:45.287	23.998	0.164	170.6	9	2:01.192	172.9
10	30	Michael BELOV				G4 RACING		Formula Alpine	16	32:46.181	24.892	0.894	170.5	11	2:01.733	172.1
11	15	Sami MEGUETOUNIF				MP MOTORSPORT		Formula Alpine	16	32:46.480	25.191	0.299	170.5	9	2:01.397	172.6
12	4	Roman BILINSKI				TRIDENT		Formula Alpine	16	32:47.728	26.439	1.248	170.4	5	2:01.822	172.0
13	26	Victor BERNIER				MP MOTORSPORT		Formula Alpine	16	32:48.117	26.828	0.389	170.3	9	2:01.415	172.6
14	88	Matias ZAGAZETA				R-ACE GP		Formula Alpine	16	32:48.683	27.394	0.566	170.3	11	2:01.571	172.4
15	13	Joshua DUFEK				VAN AMERSFOORT		Formula Alpine	16	32:52.224	30.935	3.541	170.0	15	2:01.743	172.1
16	29	Enzo SCIONTI				MONOLITE RACING		Formula Alpine	16	32:58.227	36.938	6.003	169.5	15	2:01.894	171.9
17	99	Giovanni MASCHIO				MONOLITE RACING		Formula Alpine	16	33:02.589	41.300	4.362	169.1	10	2:02.561	171.0
18	68	Niels KOOLEN				VAN AMERSFOORT		Formula Alpine	16	33:03.906	42.617	1.317	169.0	16	2:01.879	171.9
19	9	Charlie WURZ				ART GRAND PRIX		Formula Alpine	16	33:19.419	58.130	15.513	167.7	15	2:01.665	172.2

Not classified: (Requirements: 90% of number laps of leader = 15 Laps)

18		Laurens VAN HOEPEN				ART GRAND PRIX		Formula Alpine	8	16:20.758	8 Laps	8 Laps	170.9	5	2:01.446	172.5
47		Nikhil BOHRA				TRIDENT		Formula Alpine	7	14:25.888	9 Laps	1 Lap	169.4	5	2:01.837	172.0
7		Lorenzo FLUXA				PREMA RACING		Formula Alpine	7	14:26.061	9 Laps	0.173	169.4	5	2:01.841	172.0
11		Levente REVESZ				ARDEN		Formula Alpine	1	6:44.977	15 Laps	6 Laps	51.7	1	6:44.977	51.7


Fastest lap Andrea Kimi ANTONELLI in 2:00.688 at 173.6 Km/h in lap 14

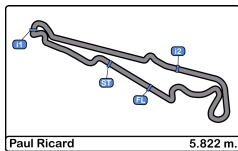
Published at:.....

Track Temp: 48.5 °C Air Temp: 29.6 °C Humidity: 38 % Track Status: DRY

Race Director:

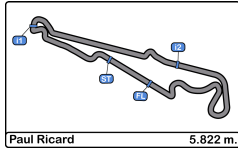
Timekeeper:


 Luis Garcia
 JOB-1605-ESP/M



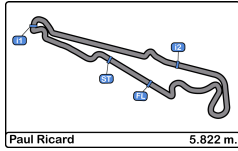
Paul Ricard
Formula Regional Championship by Alpine
Race - 2
Provisional Classification by Driver Fastest Lap

Clas	Nº	Driver	Nat	Cat	Clas	Team	Nat	Vehicle	Laps	Best	Time	Gap	Interval	Km/h	
1	12	Andrea Kimi		ITA		PREMA RACING		Formula Alpine	16	14	2:00.688			173.6	
2	3	Alessandro GIUSTI		FRA	R	1	G4 RACING		Formula Alpine	16	11	2:00.789	0.101	0.101	173.5
3	77	Tim TRAMNITZ		DEU		R-ACE GP		Formula Alpine	16	14	2:00.924	0.236	0.135	173.3	
4	34	Martinius		NOR	R	2	R-ACE GP		Formula Alpine	16	13	2:00.967	0.279	0.043	173.2
5	64	Maya WEUG		ESP	R	3	KIC MOTORSPORT		Formula Alpine	16	13	2:00.976	0.288	0.009	173.2
6	43	Owen		FRA		TRIDENT		Formula Alpine	16	13	2:01.011	0.323	0.035	173.2	
7	10	Joshua DURKSEN		GBR		ARDEN		Formula Alpine	16	13	2:01.014	0.326	0.003	173.1	
8	19	Esteban MASSON		FRA		SAINTELOC RACING		Formula Alpine	16	13	2:01.072	0.384	0.058	173.1	
9	8	Rafael CAMARA		BRA		PREMA RACING		Formula Alpine	16	9	2:01.192	0.504	0.120	172.9	
10	27	Kas HAVERKORT		NLD		VAN AMERSFOORT		Formula Alpine	16	9	2:01.233	0.545	0.041	172.8	
11	65	Santiago RAMOS		MEX		RPM		Formula Alpine	16	7	2:01.281	0.593	0.048	172.8	
12	15	Sami		FRA		MP MOTORSPORT		Formula Alpine	16	9	2:01.397	0.709	0.116	172.6	
13	26	Victor BERNIER		FRA		MP MOTORSPORT		Formula Alpine	16	9	2:01.415	0.727	0.018	172.6	
14	18	Laurens VAN		NLD		ART GRAND PRIX		Formula Alpine	8	5	2:01.446	0.758	0.031	172.5	
15	21	Kirill SMAL		KZG	R	4	MONOLITE RACING		Formula Alpine	16	8	2:01.467	0.779	0.021	172.5
16	88	Matias ZAGAZETA		PER		R-ACE GP		Formula Alpine	16	11	2:01.571	0.883	0.104	172.4	
17	5	Tom LEBBON		GBR	R	5	ARDEN		Formula Alpine	16	15	2:01.653	0.965	0.082	172.2
18	9	Charlie WURZ		AUT		ART GRAND PRIX		Formula Alpine	16	15	2:01.665	0.977	0.012	172.2	
19	30	Michael BELOV		KZG		G4 RACING		Formula Alpine	16	11	2:01.733	1.045	0.068	172.1	
20	25	Marcus AMAND		FRA	R	6	ART GRAND PRIX		Formula Alpine	16	8	2:01.734	1.046	0.001	172.1
21	13	Joshua DUFEK		CHE		VAN AMERSFOORT		Formula Alpine	16	15	2:01.743	1.055	0.009	172.1	
22	73	Emerson FITTIPALDI		BRA	R	7	SAINTELOC RACING		Formula Alpine	16	8	2:01.763	1.075	0.020	172.1
23	85	Macéo CAPIETTO		FRA		RPM		Formula Alpine	16	6	2:01.807	1.119	0.044	172.0	
24	4	Roman BILINSKI		POL		TRIDENT		Formula Alpine	16	5	2:01.822	1.134	0.015	172.0	
25	47	Nikhil BOHRA		SGP		TRIDENT		Formula Alpine	7	5	2:01.837	1.149	0.015	172.0	
26	7	Lorenzo FLUXA		ESP		PREMA RACING		Formula Alpine	7	5	2:01.841	1.153	0.004	172.0	
27	68	Niels KOOLEN		NLD		VAN AMERSFOORT		Formula Alpine	16	16	2:01.879	1.191	0.038	171.9	
28	29	Enzo SCIONTI		USA		MONOLITE RACING		Formula Alpine	16	15	2:01.894	1.206	0.015	171.9	
29	33	Lucas MEDINA		COL	R	8	SAINTELOC RACING		Formula Alpine	16	11	2:01.992	1.304	0.098	171.8
30	23	Ivan KLYMENKO		UKR	R	9	KIC MOTORSPORT		Formula Alpine	15	10	2:02.249	1.561	0.257	171.4
31	99	Giovanni MASCHIO		ITA		MONOLITE RACING		Formula Alpine	16	10	2:02.561	1.873	0.312	171.0	
32	28	Pierre - Alexandre		FRA	R	10	G4 RACING		Formula Alpine	2	2	2:05.757	5.069	3.196	166.6
33	11	Levente REVESZ		HUN		ARDEN		Formula Alpine	1	1	6:44.977	4:44.289	4:39.220	51.7	



Paul Ricard
Formula Regional Championship by Alpine
Race - 2
Distance and Speed Average

Clas	Nº	Driver	Nat	Cat	Clas	Team	Nat	Vehicle	Laps	Distance	Total Time	Km/h
1	12	Andrea Kimi		ITA		PREMA RACING		Formula Alpine	16	93.15	32:21.289	172.7
2	19	Esteban MASSON		FRA		SAINTELOC RACING		Formula Alpine	16	93.15	32:25.727	172.3
3	77	Tim TRAMNITZ		DEU		R-ACE GP		Formula Alpine	16	93.15	32:25.952	172.3
4	34	Martinius		NOR	R 1	R-ACE GP		Formula Alpine	16	93.15	32:26.750	172.2
5	3	Alessandro GIUSTI		FRA	R 2	G4 RACING		Formula Alpine	16	93.15	32:32.612	171.7
6	65	Santiago RAMOS		MEX		RPM		Formula Alpine	16	93.15	32:33.862	171.6
7	10	Joshua DURKSEN		PRY		ARDEN		Formula Alpine	16	93.15	32:34.524	171.5
8	64	Maya WEUG		ESP	R 3	KIC MOTORSPORT		Formula Alpine	16	93.15	32:35.258	171.5
9	43	Owen		FRA		TRIDENT		Formula Alpine	16	93.15	32:35.628	171.4
10	85	Macéo CAPIETTO		FRA		RPM		Formula Alpine	16	93.15	32:44.880	170.6
11	27	Kas HAVERKORT		NLD		VAN AMERSFOORT		Formula Alpine	16	93.15	32:45.123	170.6
12	8	Rafael CAMARA		BRA		PREMA RACING		Formula Alpine	16	93.15	32:45.287	170.6
13	30	Michael BELOV		KZK		G4 RACING		Formula Alpine	16	93.15	32:46.181	170.5
14	15	Sami		FRA		MP MOTORSPORT		Formula Alpine	16	93.15	32:46.480	170.5
15	25	Marcus AMAND		FRA	R 4	ART GRAND PRIX		Formula Alpine	16	93.15	32:47.051	170.4
16	4	Roman BILINSKI		POL		TRIDENT		Formula Alpine	16	93.15	32:47.728	170.4
17	26	Victor BERNIER		FRA		MP MOTORSPORT		Formula Alpine	16	93.15	32:48.117	170.3
18	21	Kirill SMAL		KZK	R 5	MONOLITE RACING		Formula Alpine	16	93.15	32:48.212	170.3
19	88	Matias ZAGAZETA		PER		R-ACE GP		Formula Alpine	16	93.15	32:48.683	170.3
20	5	Tom LEBBON		GBR	R 6	ARDEN		Formula Alpine	16	93.15	32:51.160	170.1
21	13	Joshua DUFEK		CHE		VAN AMERSFOORT		Formula Alpine	16	93.15	32:52.224	170.0
22	73	Emerson FITTIPALDI		BRA	R 7	SAINTELOC RACING		Formula Alpine	16	93.15	32:54.404	169.8
23	33	Lucas MEDINA		COL	R 8	SAINTELOC RACING		Formula Alpine	16	93.15	32:55.394	169.7
24	29	Enzo SCIONTI		USA		MONOLITE RACING		Formula Alpine	16	93.15	32:58.227	169.5
25	99	Giovanni MASCHIO		ITA		MONOLITE RACING		Formula Alpine	16	93.15	33:02.589	169.1
26	68	Niels KOOLEN		NLD		VAN AMERSFOORT		Formula Alpine	16	93.15	33:03.906	169.0
27	9	Charlie WURZ		AUT		ART GRAND PRIX		Formula Alpine	16	93.15	33:19.419	167.7
28	23	Ivan KLYMENKO		UKR	R 9	KIC MOTORSPORT		Formula Alpine	15	87.33	33:41.378	155.5
29	18	Laurens VAN		NLD		ART GRAND PRIX		Formula Alpine	8	46.57	16:20.758	170.9
30	47	Nikhil BOHRA		IND		TRIDENT		Formula Alpine	7	40.75	14:25.888	169.4
31	7	Lorenzo FLUXA		ESP		PREMA RACING		Formula Alpine	7	40.75	14:26.061	169.4
32	28	Pierre - Alexandre		FRA	R 10	G4 RACING		Formula Alpine	2	11.64	4:22.741	159.5
33	11	Levente REVESZ		HUN		ARDEN		Formula Alpine	1	05.82	6:44.977	51.7



Paul Ricard
Formula Regional Championship by Alpine
Race - 2
Lap Analysis

3

Alessandro GIUSTI

Formula Alpine 5

Tom LEBBON

Formula Alpine

Rookie

G4 RACING

Rookie

ARDEN

Lap	D	Time	Sector 1	Sector 2	Sector 3	T. Spd	Elapsed	Lap	D	Time	Sector 1	Sector 2	Sector 3	T. Spd	Elapsed
1		2:07.839	38.820	37.567	51.452	194.2	2:07.839	1		2:14.165	41.979	38.331	53.855	213.0	2:14.165
2		2:02.488	34.042	37.256	51.190	234.2	4:10.327	2		2:04.372	35.049	37.988	51.335	231.7	4:18.537
3		2:02.789	33.729	37.449	51.611	235.8	6:13.116	3		2:03.193	33.826	37.670	51.697	236.3	6:21.730
4		2:02.232	33.995	37.187	51.050	237.8	8:15.348	4		2:02.905	34.162	37.479	51.264	236.8	8:24.635
5		2:01.450	33.257	37.059	51.134	235.2	10:16.798	5		2:02.239	33.654	37.487	51.098	234.2	10:26.874
6		2:01.488	33.290	37.127	51.071	234.7	12:18.286	6		2:02.267	33.674	37.482	51.111	234.2	12:29.141
7		2:01.400	33.268	37.117	51.015	235.8	14:19.686	7		2:02.212	33.448	37.499	51.265	234.2	14:31.353
8		2:01.535	33.389	37.104	51.042	234.7	16:21.221	8		2:03.236	33.683	36.901	52.652	236.8	16:34.589
9		2:01.742	33.849	37.118	50.775	224.5	18:22.963	9		2:02.053	33.621	37.386	51.046	233.7	18:36.642
10		2:01.099	33.123	37.255	50.721	234.2	20:24.062	10		2:02.029	33.458	37.436	51.135	234.2	20:38.671
11		2:00.789	33.114	36.978	50.697	234.7	22:24.851	11		2:02.395	33.441	37.450	51.504	237.3	22:41.066
12		2:01.231	33.290	37.105	50.836	237.3	24:26.082	12		2:02.203	33.462	37.490	51.251	235.2	24:43.269
13		2:01.535	33.340	36.936	51.259	238.4	26:27.617	13		2:02.546	33.526	37.498	51.522	235.8	26:45.815
14		2:02.591	33.531	37.752	51.308	234.2	28:30.208	14		2:01.935	33.464	37.579	50.892	232.7	28:47.750
15		2:01.474	33.331	37.192	50.951	236.3	30:31.682	15		2:01.653	33.451	37.282	50.920	232.7	30:49.403
16		2:00.930	33.118	36.980	50.832	233.7	32:32.612	16		2:01.757	33.385	37.262	51.110	234.2	32:51.160

4

Roman BILINSKI

Formula Alpine 7

Lorenzo FLUXA

Formula Alpine

TRIDENT

PREMA RACING

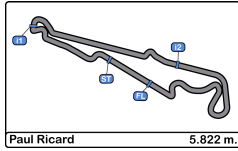
Lap	D	Time	Sector 1	Sector 2	Sector 3	T. Spd	Elapsed	Lap	D	Time	Sector 1	Sector 2	Sector 3	T. Spd	Elapsed
1		2:10.723	40.921	37.870	51.932	206.8	2:10.723	1		2:12.010	41.505	38.330	52.175	206.8	2:12.010
2		2:03.553	34.178	37.891	51.484	237.8	4:14.276	2		2:02.850	33.807	37.447	51.596	237.8	4:14.860
3		2:02.067	33.469	37.493	51.105	234.2	6:16.343	3		2:03.246	33.632	37.474	52.140	239.4	6:18.106
4		2:02.726	34.218	37.316	51.192	236.8	8:19.069	4		2:01.955	33.676	37.215	51.064	237.8	8:20.061
5		2:01.822	33.466	37.287	51.069	234.2	10:20.891	5		2:01.841	33.710	37.329	50.802	237.8	10:21.902
6		2:02.295	33.537	37.294	51.464	234.2	12:23.186	6		2:02.183	33.547	37.347	51.289	236.8	12:24.085
7		2:01.959	33.525	37.374	51.060	237.3	14:25.145	7		2:01.976	33.755	37.197	51.024	236.8	14:26.061
8		2:01.847	33.411	37.309	51.127	234.7	16:26.992	8							
9		2:02.059	33.560	37.228	51.271	235.8	18:29.051								
10		2:02.682	33.886	37.517	51.279	226.8	20:31.733								
11		2:02.530	34.449	37.009	51.072	233.7	22:34.263								
12		2:02.080	33.482	37.171	51.427	236.3	24:36.343	1		2:14.688	44.294	38.496	51.898	198.8	2:14.688
13		2:03.238	33.627	37.312	52.299	235.2	26:39.581	2		2:03.379	34.815	37.351	51.213	238.4	4:18.067
14		2:02.590	33.655	37.444	51.491	238.9	28:42.171	3		2:02.324	33.947	37.565	50.812	237.8	6:20.391
15		2:02.685	33.495	37.521	51.669	237.3	30:44.856	4		2:02.309	33.937	37.535	50.837	239.4	8:22.700
16		2:02.872	33.675	37.716	51.481	236.8	32:47.728	5		2:01.949	33.526	37.257	51.166	235.8	10:24.649
								6		2:01.399	33.556	37.181	50.662	237.3	12:26.048
								7		2:01.655	33.494	37.093	51.068	235.2	14:27.703
								8		2:01.613	33.603	37.502	50.508	237.3	16:29.316
								9		2:01.192	33.348	37.096	50.748	235.8	18:30.508
								10		2:01.295	33.670	36.884	50.741	238.4	20:31.803
								11		2:01.725	34.035	37.031	50.659	236.8	22:33.528
								12		2:01.503	33.433	37.000	51.070	235.2	24:35.031
								13		2:02.817	34.417	37.160	51.240	238.4	26:37.848
								14		2:02.104	33.604	37.213	51.287	237.8	28:39.952
								15		2:03.080	33.705	37.769	51.606	237.3	30:43.032
								16		2:02.255	33.742	37.211	51.302	225.9	32:45.287

8

Rafael CAMARA

Formula Alpine

PREMA RACING



Paul Ricard
Formula Regional Championship by Alpine
Race - 2
Lap Analysis

9

Charlie WURZ

Formula Alpine **12**

Andrea Kimi ANTONELLI

Formula Alpine

ART GRAND PRIX

PREMA RACING

Lap	D	Time	Sector 1	Sector 2	Sector 3	T. Spd	Elapsed	Lap	D	Time	Sector 1	Sector 2	Sector 3	T. Spd	Elapsed
1		2:13.747	42.828	38.378	52.541	215.5	2:13.747	1		2:05.021	36.220	37.648	51.153	187.8	2:05.021
2		2:03.192	34.348	37.653	51.191	230.7	4:16.939	2		2:01.617	33.295	37.289	51.033	229.7	4:06.638
3		2:03.119	33.979	37.544	51.596	234.7	6:20.058	3		2:01.702	33.284	37.464	50.954	231.2	6:08.340
4		2:03.324	34.023	37.763	51.538	234.7	8:23.382	4		2:01.310	33.366	37.218	50.726	231.2	8:09.650
5		2:02.345	33.568	37.814	50.963	233.7	10:25.727	5		2:01.400	33.284	37.343	50.773	231.7	10:11.050
6		2:02.094	33.558	37.496	51.040	232.7	12:27.821	6		2:01.111	33.129	37.275	50.707	230.7	12:12.161
7		2:03.232	33.478	38.307	51.447	233.2	14:31.053	7		2:00.989	33.178	37.339	50.472	230.7	14:13.150
8		2:02.232	33.593	37.694	50.945	232.2	16:33.285	8		2:01.067	33.096	37.241	50.730	230.2	16:14.217
9		2:02.007	33.560	37.409	51.038	232.2	18:35.292	9		2:01.006	33.445	37.018	50.543	229.7	18:15.223
10		2:02.405	33.593	37.829	50.983	230.7	20:37.697	10		2:01.051	33.171	37.287	50.593	232.2	20:16.274
11		2:28.715	33.523	37.750	1:17.442	232.2	23:06.412	11		2:00.858	33.142	37.188	50.528	230.7	22:17.132
12		2:05.084	35.377	38.073	51.634	225.9	25:11.496	12		2:00.927	33.174	37.163	50.590	231.2	24:18.059
13		2:02.057	33.333	37.649	51.075	230.7	27:13.553	13		2:00.878	33.210	37.183	50.485	231.7	26:18.937
14		2:02.253	33.518	37.476	51.259	231.7	29:15.806	14		2:00.688	33.151	37.021	50.516	232.2	28:19.625
15		2:01.665	33.375	37.518	50.772	230.2	31:17.471	15		2:00.909	33.223	37.226	50.460	231.7	30:20.534
16		2:01.948	33.250	37.590	51.108	230.2	33:19.419	16		2:00.755	33.152	37.015	50.588	230.7	32:21.289

10

Joshua DURKSEN

Formula Alpine **13**

Joshua DUFEK

Formula Alpine

ARDEN

VAN AMERSFOORT RACING

Lap	D	Time	Sector 1	Sector 2	Sector 3	T. Spd	Elapsed	Lap	D	Time	Sector 1	Sector 2	Sector 3	T. Spd	Elapsed
1		2:07.986	39.085	37.622	51.279	201.4	2:07.986	1		2:14.454	42.321	38.717	53.416	211.7	2:14.454
2		2:01.930	33.430	37.299	51.201	238.9	4:09.916	2		2:07.088	36.613	38.744	51.731	232.2	4:21.542
3		2:02.127	33.742	37.390	50.995	236.3	6:12.043	3		2:02.716	33.815	37.540	51.361	233.7	6:24.258
4		2:01.596	33.475	37.170	50.951	235.2	8:13.639	4		2:02.996	33.948	37.366	51.682	235.2	8:27.254
5		2:01.677	33.521	37.225	50.931	235.2	10:15.316	5		2:02.891	33.960	37.548	51.383	232.2	10:30.145
6		2:01.671	33.449	37.311	50.911	234.7	12:16.987	6		2:02.124	33.920	37.225	50.979	234.7	12:32.269
7		2:01.444	33.433	37.190	50.821	233.7	14:18.431	7		2:02.066	33.578	37.426	51.062	233.2	14:34.335
8		2:02.402	33.294	37.455	51.653	233.7	16:20.833	8		2:01.861	33.471	37.357	51.033	233.7	16:36.196
9		2:04.420	35.513	37.790	51.117	229.2	18:25.253	9		2:02.196	33.830	37.302	51.064	232.2	18:38.392
10		2:01.468	33.330	37.321	50.817	232.7	20:26.721	10		2:01.766	33.468	37.463	50.835	232.7	20:40.158
11		2:01.171	33.344	37.149	50.678	233.7	22:27.892	11		2:02.008	33.531	37.241	51.236	232.7	22:42.166
12		2:01.294	33.214	37.169	50.911	234.2	24:29.186	12		2:02.393	33.593	37.571	51.229	235.2	24:44.559
13		2:01.014	33.238	36.968	50.808	234.2	26:30.200	13		2:02.025	33.406	37.345	51.274	233.7	26:46.584
14		2:01.539	33.329	37.309	50.901	235.2	28:31.739	14		2:01.897	33.645	37.235	51.017	238.4	28:48.481
15		2:01.477	33.420	37.075	50.982	234.2	30:33.216	15		2:01.743	33.455	37.185	51.103	233.7	30:50.224
16		2:01.308	33.430	36.967	50.911	235.2	32:34.524	16		2:02.000	33.585	37.379	51.036	234.2	32:52.224

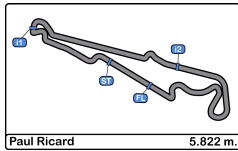
11

Levente REVESZ

Formula Alpine

ARDEN

Lap	D	Time	Sector 1	Sector 2	Sector 3	T. Spd	Elapsed
1		6:44.977	43.485	1:36.843	4:24.649	219.9	6:44.977
2			51.032	38.904		145.5	

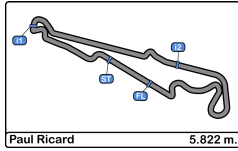


Paul Ricard
Formula Regional Championship by Alpine
Race - 2
Lap Analysis

15 Sami MEGUETOUNIF							Formula Alpine 21 Kirill SMAL								
MP MOTORSPORT							Rookie MONOLITE RACING								
Lap	D	Time	Sector 1	Sector 2	Sector 3	T. Spd	Elapsed	Lap	D	Time	Sector 1	Sector 2	Sector 3	T. Spd	Elapsed
1		2:12.434	41.744	38.322	52.368	207.2	2:12.434	1		2:14.492	42.893	39.475	52.124	219.5	2:14.492
2		2:03.199	33.998	37.534	51.667	235.8	4:15.633	2		2:03.220	34.236	37.735	51.249	239.4	4:17.712
3		2:03.254	34.670	37.303	51.281	237.8	6:18.887	3		2:03.302	34.028	37.799	51.475	238.4	6:21.014
4		2:02.161	33.835	37.359	50.967	236.3	8:21.048	4		2:02.670	33.776	37.593	51.301	236.3	8:23.684
5		2:02.658	34.069	37.574	51.015	235.2	10:23.706	5		2:02.426	33.684	37.513	51.229	238.4	10:26.110
6		2:01.822	33.550	37.227	51.045	235.2	12:25.528	6		2:02.139	33.504	37.526	51.109	237.3	12:28.249
7		2:01.928	33.620	37.192	51.116	236.3	14:27.456	7		2:02.125	33.447	37.658	51.020	236.3	14:30.374
8		2:02.613	33.588	37.718	51.307	237.3	16:30.069	8		2:01.467	33.422	37.328	50.717	232.2	16:31.841
9		2:01.397	33.388	37.253	50.756	235.2	18:31.466	9		2:01.585	33.334	37.429	50.822	232.7	18:33.426
10		2:01.518	33.334	37.382	50.802	235.8	20:32.984	10		2:01.598	33.356	37.477	50.765	234.2	20:35.024
11		2:02.097	33.809	37.432	50.856	236.8	22:35.081	11		2:01.558	33.429	37.323	50.806	236.8	22:36.582
12		2:01.800	33.609	35.835	52.356	238.4	24:36.881	12		2:01.834	33.412	37.340	51.082	236.8	24:38.416
13		2:02.489	33.462	37.519	51.508	235.8	26:39.370	13		2:02.000	33.570	37.254	51.176	235.8	26:40.416
14		2:01.762	33.625	37.168	50.969	236.3	28:41.132	14		2:02.583	33.862	37.388	51.333	240.0	28:42.999
15		2:02.509	33.574	37.432	51.503	236.3	30:43.641	15		2:02.723	34.075	37.507	51.141	231.7	30:45.722
16		2:02.839	33.988	37.820	51.031	237.3	32:46.480	16		2:02.490	33.685	37.546	51.259	235.8	32:48.212

18 Laurens VAN HOEPEN							Formula Alpine 23 Ivan KLYMENKO								
ART GRAND PRIX							Rookie KIC MOTORSPORT								
Lap	D	Time	Sector 1	Sector 2	Sector 3	T. Spd	Elapsed	Lap	D	Time	Sector 1	Sector 2	Sector 3	T. Spd	Elapsed
1		2:08.579	39.628	37.800	51.151	197.4	2:08.579	1		2:17.179	43.743	39.980	53.456	217.3	2:17.179
2		2:02.153	33.798	37.429	50.926	233.2	4:10.732	2		2:04.845	34.620	38.491	51.734	236.3	4:22.024
3		2:02.222	33.670	37.623	50.929	234.2	6:12.954	3		3:25.603 P	1:45.611	38.893	1:01.099	233.2	7:47.627
4		2:01.494	33.628	37.101	50.765	231.2	8:14.448	4		3:24.698	1:54.546	38.494	51.658	147.1	11:12.325
5		2:01.446	33.423	37.391	50.632	233.2	10:15.894	5		2:02.415	33.521	37.849	51.045	227.3	13:14.740
6		2:01.642	33.474	37.456	50.712	233.7	12:17.536	6		2:03.072	33.966	38.000	51.106	226.8	15:17.812
7		2:01.486	33.483	37.352	50.651	232.7	14:19.022	7		2:02.831	33.624	38.036	51.171	226.8	17:20.643
8		2:01.736	33.339	37.137	51.260	232.7	16:20.758	8		2:02.605	33.662	37.844	51.099	226.8	19:23.248
9			35.172	38.375		225.9		9		2:02.418	33.703	37.701	51.014	229.2	21:25.666
10								10		2:02.249	33.425	37.779	51.045	228.3	23:27.915
11								11		2:03.259	33.505	37.962	51.792	228.8	25:31.174
12								12		2:02.725	33.481	37.971	51.273	228.8	27:33.899
13								13		2:02.520	33.638	37.820	51.062	228.3	29:36.419
14								14		2:02.503	33.480	37.732	51.291	228.8	31:38.922
15								15		2:02.456	33.541	37.977	50.938	227.3	33:41.378

19 Esteban MASSON							Formula Alpine SAINTELOC RACING								
Lap	D	Time	Sector 1	Sector 2	Sector 3	T. Spd	Elapsed	Lap	D	Time	Sector 1	Sector 2	Sector 3	T. Spd	Elapsed
1		2:05.573	36.821	37.674	51.078	190.4	2:05.573								
2		2:01.790	33.442	37.371	50.977	232.2	4:07.363								
3		2:01.664	33.332	37.382	50.950	232.2	6:09.027								
4		2:01.637	33.438	37.294	50.905	232.7	8:10.664								
5		2:01.193	33.374	36.960	50.859	232.2	10:11.857								
6		2:01.358	33.208	37.425	50.725	231.7	12:13.215								
7		2:01.137	33.265	37.092	50.780	231.2	14:14.352								
8		2:01.278	33.229	37.276	50.773	231.2	16:15.630								
9		2:01.236	33.301	37.199	50.736	230.7	18:16.866								
10		2:01.281	33.362	37.171	50.748	231.2	20:18.147								
11		2:01.093	33.193	37.235	50.665	231.7	22:19.240								
12		2:01.178	33.146	37.252	50.780	233.7	24:20.418								
13		2:01.072	33.205	37.231	50.636	232.7	26:21.490								
14		2:01.093	33.207	37.253	50.633	233.2	28:22.583								
15		2:01.142	33.337	37.021	50.784	232.2	30:23.725								
16		2:02.002	33.200	37.579	51.223	230.2	32:25.727								



Paul Ricard
Formula Regional Championship by Alpine
Race - 2
Lap Analysis

30

Michael BELOV

Formula Alpine

34

Martinius STENSHORNE

Formula Alpine

G4 RACING

Rookie

R-ACE GP

Lap	D	Time	Sector 1	Sector 2	Sector 3	T. Spd	Elapsed	Lap	D	Time	Sector 1	Sector 2	Sector 3	T. Spd	Elapsed
1		2:10.531	40.695	37.837	51.999	207.6	2:10.531	1		2:06.778	37.758	37.649	51.371	195.6	2:06.778
2		2:02.472	33.959	37.348	51.165	234.2	4:13.003	2		2:02.061	33.527	37.543	50.991	233.7	4:08.839
3		2:02.255	33.535	37.467	51.253	234.7	6:15.258	3		2:01.778	33.430	37.350	50.998	234.2	6:10.617
4		2:02.692	34.110	37.231	51.351	236.8	8:17.950	4		2:01.598	33.395	37.299	50.904	234.7	8:12.215
5		2:02.070	33.655	37.139	51.276	233.2	10:20.020	5		2:01.410	33.329	37.272	50.809	234.7	10:13.625
6		2:02.115	33.564	37.600	50.951	232.7	12:22.135	6		2:01.297	33.296	37.133	50.868	233.7	12:14.922
7		2:01.783	33.468	37.490	50.825	232.2	14:23.918	7		2:01.149	33.234	37.260	50.655	233.7	14:16.071
8		2:01.777	33.483	37.334	50.960	231.7	16:25.695	8		2:01.348	33.361	37.300	50.687	232.7	16:17.419
9		2:02.192	33.698	37.335	51.159	233.7	18:27.887	9		2:01.355	33.451	37.223	50.681	233.2	18:18.774
10		2:02.193	33.778	37.397	51.018	236.3	20:30.080	10		2:01.342	33.296	37.421	50.625	232.7	20:20.116
11		2:01.733	33.623	37.256	50.854	233.2	22:31.813	11		2:01.120	33.330	37.166	50.624	232.7	22:21.236
12		2:02.948	33.701	37.832	51.415	234.7	24:34.761	12		2:01.282	33.441	37.057	50.784	234.7	24:22.518
13		2:03.791	34.414	37.826	51.551	234.2	26:38.552	13		2:00.967	33.253	36.943	50.771	233.7	26:23.485
14		2:01.968	33.531	37.380	51.057	234.2	28:40.520	14		2:01.247	33.222	37.395	50.630	233.2	28:24.732
15		2:03.040	33.603	37.694	51.743	233.2	30:43.560	15		2:00.984	33.317	37.033	50.634	232.2	30:25.716
16		2:02.621	34.295	37.347	50.979	229.7	32:46.181	16		2:01.034	33.207	37.080	50.747	232.2	32:26.750

33

Lucas MEDINA

Formula Alpine

43

Owen TANGAVELOU

Formula Alpine

Rookie

SAINTELOC RACING

TRIDENT

Lap	D	Time	Sector 1	Sector 2	Sector 3	T. Spd	Elapsed	Lap	D	Time	Sector 1	Sector 2	Sector 3	T. Spd	Elapsed
1		2:15.024	43.131	39.751	52.142	215.1	2:15.024	1		2:09.516	39.828	37.850	51.838	205.3	2:09.516
2		2:04.175	34.660	37.814	51.701	237.8	4:19.199	2		2:01.964	33.513	37.361	51.090	234.7	4:11.480
3		2:03.146	33.831	37.448	51.867	231.7	6:22.345	3		2:02.127	33.362	37.491	51.274	235.8	6:13.607
4		2:03.342	34.292	37.614	51.436	234.7	8:25.687	4		2:02.335	33.923	37.349	51.063	236.8	8:15.942
5		2:02.845	33.943	37.501	51.401	235.2	10:28.532	5		2:01.562	33.520	37.115	50.927	235.8	10:17.504
6		2:02.725	33.562	37.679	51.484	232.7	12:31.257	6		2:02.874	33.447	37.515	51.912	234.7	12:20.378
7		2:02.402	33.509	37.601	51.292	231.2	14:33.659	7		2:02.010	33.494	37.465	51.051	235.8	14:22.388
8		2:03.008	33.497	37.583	51.928	230.2	16:36.667	8		2:01.524	33.293	37.344	50.887	233.7	16:23.912
9		2:02.958	34.069	37.683	51.206	233.7	18:39.625	9		2:02.254	33.513	37.380	51.361	235.2	18:26.166
10		2:02.041	33.366	37.618	51.057	230.7	20:41.666	10		2:01.895	33.514	37.461	50.920	237.3	20:28.061
11		2:01.992	33.345	37.470	51.177	231.2	22:43.658	11		2:01.307	33.341	37.167	50.799	236.3	22:29.368
12		2:02.270	33.250	37.627	51.393	232.2	24:45.928	12		2:01.373	33.240	37.159	50.974	235.8	24:30.741
13		2:02.087	33.468	37.286	51.333	231.7	26:48.015	13		2:01.011	33.298	37.034	50.679	236.8	26:31.752
14		2:02.320	33.489	37.515	51.316	233.2	28:50.335	14		2:01.209	33.175	37.208	50.826	237.3	28:32.961
15		2:02.548	33.687	37.712	51.149	230.7	30:52.883	15		2:01.338	33.304	37.181	50.853	236.3	30:34.299
16		2:02.511	33.431	37.716	51.364	230.7	32:55.394	16		2:01.329	33.485	37.126	50.718	236.3	32:35.628

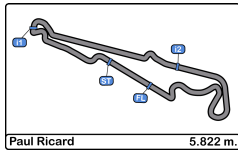
47

Nikhil BOHRA

Formula Alpine

TRIDENT

Lap	D	Time	Sector 1	Sector 2	Sector 3	T. Spd	Elapsed
1		2:11.896	41.578	38.228	52.090	213.4	2:11.896
2		2:03.444	34.185	37.533	51.726	231.2	4:15.340
3		2:02.487	33.827	37.515	51.145	236.3	6:17.827
4		2:01.895	33.456	37.429	51.010	235.2	8:19.722
5		2:01.837	33.466	37.432	50.939	236.3	10:21.559
6		2:02.033	33.554	37.340	51.139	235.8	12:23.592
7		2:02.296	33.569	37.477	51.250	236.3	14:25.888



Paul Ricard
Formula Regional Championship by Alpine
Race - 2
Lap Analysis

64

Maya WEUG

Formula Alpine **68**

Niels KOOLEN

Formula Alpine

Rookie

KIC MOTORSPORT

VAN AMERSFOORT RACING

Lap	D	Time	Sector 1	Sector 2	Sector 3	T. Spd	Elapsed	Lap	D	Time	Sector 1	Sector 2	Sector 3	T. Spd	Elapsed
1		2:09.913	39.941	38.179	51.793	200.7	2:09.913	1		2:16.717	44.779	39.115	52.823	222.6	2:16.717
2		2:02.042	33.678	37.198	51.166	233.7	4:11.955	2		2:04.722	34.511	38.477	51.734	236.3	4:21.439
3		2:01.998	33.426	37.290	51.282	234.2	6:13.953	3		2:03.645	34.414	37.641	51.590	232.2	6:25.084
4		2:02.401	33.836	37.623	50.942	234.7	8:16.354	4		2:03.881	35.063	37.480	51.338	235.2	8:28.965
5		2:01.478	33.499	37.100	50.879	233.2	10:17.832	5		2:04.769	35.922	37.765	51.082	234.2	10:33.734
6		2:02.006	33.485	37.403	51.118	232.7	12:19.838	6		2:02.487	33.874	37.468	51.145	231.7	12:36.221
7		2:01.532	33.427	37.352	50.753	231.7	14:21.370	7		2:04.709	33.813	37.746	53.150	231.7	14:40.930
8		2:01.505	33.390	37.309	50.806	231.7	16:22.875	8		2:04.076	34.893	37.836	51.347	230.7	16:45.006
9		2:02.908	33.823	37.276	51.809	233.7	18:25.783	9		2:03.263	34.103	37.848	51.312	231.2	18:48.269
10		2:01.487	33.388	37.378	50.721	233.2	20:27.270	10		2:02.412	33.867	37.416	51.129	230.2	20:50.681
11		2:01.164	33.355	37.117	50.692	233.2	22:28.434	11		2:02.420	33.524	37.254	51.642	231.7	22:53.101
12		2:01.630	33.354	37.423	50.853	233.7	24:30.064	12		2:01.943	33.469	37.483	50.991	233.2	24:55.044
13		2:00.976	33.318	37.099	50.559	233.7	26:31.040	13		2:02.441	33.862	37.511	51.068	232.7	26:57.485
14		2:01.180	33.277	37.111	50.792	234.7	28:32.220	14		2:02.427	33.685	37.542	51.200	233.7	28:59.912
15		2:01.567	33.417	37.290	50.860	234.7	30:33.787	15		2:02.115	33.744	37.527	50.844	233.2	31:02.027
16		2:01.471	33.427	37.057	50.987	233.7	32:35.258	16		2:01.879	33.450	37.640	50.789	232.7	33:03.906

65

Santiago RAMOS

Formula Alpine **73**

Emerson FITTIPALDI Jr.

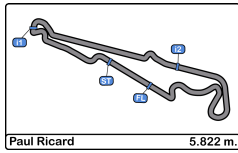
Formula Alpine

RPM

Rookie

SAINTELOC RACING

Lap	D	Time	Sector 1	Sector 2	Sector 3	T. Spd	Elapsed	Lap	D	Time	Sector 1	Sector 2	Sector 3	T. Spd	Elapsed
1		2:07.202	38.304	37.673	51.225	195.2	2:07.202	1		2:14.183	43.167	38.883	52.133	220.4	2:14.183
2		2:02.222	33.500	37.461	51.261	236.3	4:09.424	2		2:03.217	34.198	37.554	51.465	234.7	4:17.400
3		2:01.924	33.566	37.421	50.937	236.3	6:11.348	3		2:04.129	34.013	38.225	51.891	235.8	6:21.529
4		2:01.777	33.425	37.280	51.072	235.8	8:13.125	4		2:03.812	34.782	37.557	51.473	232.7	8:25.341
5		2:01.554	33.241	37.356	50.957	240.0	10:14.679	5		2:02.578	33.843	37.575	51.160	233.7	10:27.919
6		2:01.356	33.311	37.143	50.902	234.7	12:16.035	6		2:02.074	33.408	37.547	51.119	234.7	12:29.993
7		2:01.281	33.299	37.314	50.668	235.2	14:17.316	7		2:01.947	33.545	37.368	51.034	235.2	14:31.940
8		2:01.492	33.317	37.283	50.892	234.7	16:18.808	8		2:01.763	33.583	37.035	51.145	235.8	16:33.703
9		2:01.717	33.307	37.512	50.898	234.2	18:20.525	9		2:02.077	33.644	37.437	50.996	235.8	18:35.780
10		2:01.792	33.423	37.524	50.845	234.2	20:22.317	10		2:02.411	33.493	37.926	50.992	235.2	20:38.191
11		2:01.600	33.339	37.193	51.068	234.2	22:23.917	11		2:02.327	33.458	37.493	51.376	236.3	22:40.518
12		2:01.696	33.300	37.367	51.029	235.2	24:25.613	12		2:02.253	33.403	37.701	51.149	232.7	24:42.771
13		2:01.846	33.356	37.065	51.425	233.7	26:27.459	13		2:03.698	33.525	38.075	52.098	232.2	26:46.469
14		2:02.224	34.030	37.174	51.020	234.2	28:29.683	14		2:02.701	34.140	37.368	51.193	229.7	28:49.170
15		2:02.590	33.342	37.782	51.466	233.2	30:32.273	15		2:02.442	33.649	37.572	51.221	235.2	30:51.612
16		2:01.589	33.425	37.297	50.867	235.8	32:33.862	16		2:02.792	33.605	37.952	51.235	235.2	32:54.404



Paul Ricard
Formula Regional Championship by Alpine
Race - 2
Lap Analysis

77

Tim TRAMNITZ

Formula Alpine 88

Matias ZAGAZETA

Formula Alpine

R-ACE GP

R-ACE GP

Lap	D	Time	Sector 1	Sector 2	Sector 3	T. Spd	Elapsed	Lap	D	Time	Sector 1	Sector 2	Sector 3	T. Spd	Elapsed
1		2:06.282	37.365	37.652	51.265	192.8	2:06.282	1		2:12.812	42.089	38.639	52.084	216.0	2:12.812
2		2:01.880	33.355	37.551	50.974	232.2	4:08.162	2		2:02.939	33.935	37.614	51.390	235.2	4:15.751
3		2:01.755	33.320	37.441	50.994	232.7	6:09.917	3		2:03.482	34.430	37.663	51.389	236.3	6:19.233
4		2:01.676	33.409	37.450	50.817	233.7	8:11.593	4		2:02.765	33.871	37.749	51.145	236.3	8:21.998
5		2:01.496	33.325	37.356	50.815	232.2	10:13.089	5		2:02.437	33.608	37.647	51.182	234.2	10:24.435
6		2:01.160	33.207	37.374	50.579	232.2	12:14.249	6		2:02.629	34.211	37.523	50.895	232.2	12:27.064
7		2:01.074	33.223	37.246	50.605	231.2	14:15.323	7		2:01.796	33.492	37.476	50.828	233.2	14:28.860
8		2:01.370	33.224	37.363	50.783	231.7	16:16.693	8		2:01.746	33.506	37.285	50.955	232.2	16:30.606
9		2:01.222	33.275	37.320	50.627	232.2	18:17.915	9		2:01.876	33.495	37.408	50.973	234.2	18:32.482
10		2:01.141	33.198	37.347	50.596	232.7	20:19.056	10		2:01.830	33.436	37.485	50.909	234.2	20:34.312
11		2:01.114	33.173	37.236	50.705	232.2	22:20.170	11		2:01.571	33.438	37.063	51.070	234.2	22:35.883
12		2:01.079	33.270	37.056	50.753	232.7	24:21.249	12		2:01.860	33.438	37.347	51.075	234.7	24:37.743
13		2:00.983	33.227	37.088	50.668	233.7	26:22.232	13		2:02.407	33.752	37.318	51.337	237.8	26:40.150
14		2:00.924	33.179	37.059	50.686	233.7	28:23.156	14		2:02.963	33.837	37.363	51.763	237.8	28:43.113
15		2:01.002	33.225	37.045	50.732	233.7	30:24.158	15		2:03.100	34.247	37.594	51.259	235.8	30:46.213
16		2:01.794	33.241	37.198	51.355	234.2	32:25.952	16		2:02.470	33.739	37.319	51.412	234.7	32:48.683

85

Macéo CAPIETTO

Formula Alpine 99

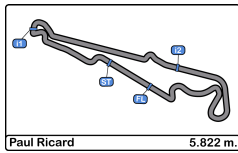
Giovanni MASCHIO

Formula Alpine

RPM

MONOLITE RACING

Lap	D	Time	Sector 1	Sector 2	Sector 3	T. Spd	Elapsed	Lap	D	Time	Sector 1	Sector 2	Sector 3	T. Spd	Elapsed
1		2:10.162	40.307	38.009	51.846	204.9	2:10.162	1		2:15.592	43.700	39.549	52.343	219.0	2:15.592
2		2:02.378	33.775	37.328	51.275	237.3	4:12.540	2		2:04.294	34.657	37.946	51.691	236.3	4:19.886
3		2:02.491	33.633	37.499	51.359	235.2	6:15.031	3		2:03.187	33.894	37.603	51.690	233.7	6:23.073
4		2:02.322	33.868	37.469	50.985	234.2	8:17.353	4		2:03.454	34.351	37.522	51.581	235.2	8:26.527
5		2:01.902	33.563	37.398	50.941	234.2	10:19.255	5		2:03.281	33.797	37.944	51.540	232.7	10:29.808
6		2:01.807	33.457	37.320	51.030	233.7	12:21.062	6		2:03.475	33.799	38.020	51.656	231.2	12:33.283
7		2:02.286	33.561	37.709	51.016	235.2	14:23.348	7		2:03.274	33.622	37.828	51.824	232.7	14:36.557
8		2:01.872	33.437	37.409	51.026	232.7	16:25.220	8		2:03.766	34.413	37.934	51.419	228.8	16:40.323
9		2:02.469	33.646	37.594	51.229	233.7	18:27.689	9		2:02.687	33.717	37.536	51.434	232.7	18:43.010
10		2:01.886	33.486	37.706	50.694	236.8	20:29.575	10		2:02.561	33.537	37.883	51.141	233.2	20:45.571
11		2:01.853	33.417	37.366	51.070	234.2	22:31.428	11		2:03.313	33.969	37.994	51.350	233.2	22:48.884
12		2:02.382	33.474	37.631	51.277	234.2	24:33.810	12		2:02.864	33.671	37.935	51.258	233.2	24:51.748
13		2:03.360	34.526	37.734	51.100	233.2	26:37.170	13		2:02.664	33.207	38.181	51.276	232.7	26:54.412
14		2:01.957	33.291	37.613	51.053	233.7	28:39.127	14		2:02.817	33.622	37.639	51.556	233.2	28:57.229
15		2:03.295	33.989	38.073	51.233	232.2	30:42.422	15		2:02.773	33.580	37.900	51.293	231.7	31:00.002
16		2:02.458	33.422	37.552	51.484	232.7	32:44.880	16		2:02.587	33.578	37.728	51.281	231.7	33:02.589



Paul Ricard
Formula Regional Championship by Alpine
Race - 2



Analysis by Lap

Num	Lap Time	Gap
Lap 1		
12	2:05.021	
19	2:05.573	00.552
77	2:06.282	01.261
34	2:06.778	01.757
65	2:07.202	02.181
3	2:07.839	02.818
10	2:07.986	02.965
18	2:08.579	03.558
43	2:09.516	04.495
64	2:09.913	04.892
85	2:10.162	05.141
30	2:10.531	05.510
4	2:10.723	05.702
25	2:11.051	06.030
26	2:11.302	06.281
47	2:11.896	06.875
7	2:12.010	06.989
15	2:12.434	07.413
88	2:12.812	07.791
9	2:13.747	08.726
27	2:14.038	09.017
5	2:14.165	09.144
73	2:14.183	09.162
13	2:14.454	09.433
21	2:14.492	09.471
8	2:14.688	09.667
33	2:15.024	10.003
99	2:15.592	10.571
29	2:16.162	11.141
68	2:16.717	11.696
28	2:16.984	11.963
23	2:17.179	12.158
Num	Lap Time	Gap
Lap 2		
12	2:01.617	
19	2:01.790	00.725
77	2:01.880	01.524
34	2:02.061	02.201
65	2:02.222	02.786
10	2:01.930	03.278
3	2:02.488	03.689
18	2:02.153	04.094
43	2:01.964	04.842
64	2:02.042	05.317
85	2:02.378	05.902
30	2:02.472	06.365
25	2:02.637	07.050
4	2:03.553	07.638
26	2:03.364	08.028
7	2:02.850	08.222
47	2:03.444	08.702
15	2:03.199	08.995
88	2:02.939	09.113
27	2:02.069	09.469
9	2:03.192	10.301
73	2:03.217	10.762

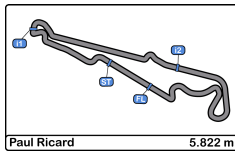
Num	Lap Time	Gap
21	2:03.220	11.074
8	2:03.379	11.429
5	2:04.372	11.899
33	2:04.175	12.561
99	2:04.294	13.248
29	2:04.167	13.691
68	2:04.722	14.801
13	2:07.088	14.904
23	2:04.845	15.386
28	2:05.757	16.103
Num	Lap Time	Gap
Lap 3		
12	2:01.702	
19	2:01.664	00.687
77	2:01.755	01.577
34	2:01.778	02.277
65	2:01.924	03.008
10	2:02.127	03.703
18	2:02.222	04.614
3	2:02.789	04.776
43	2:02.127	05.267
64	2:01.998	05.613
85	2:02.491	06.691
30	2:02.255	06.918
25	2:02.086	07.434
4	2:02.067	08.003
47	2:02.487	09.487
7	2:03.246	09.766
26	2:03.856	10.182
15	2:03.254	10.547
88	2:03.482	10.893
27	2:03.362	11.129
9	2:03.119	11.718
8	2:02.324	12.051
21	2:03.302	12.674
73	2:04.129	13.189
5	2:03.193	13.390
33	2:03.146	14.005
99	2:03.187	14.733
29	2:03.246	15.235
13	2:02.716	15.918
68	2:03.645	16.744
11	6:44.977	2 Laps
23	3:25.603	1:39.287
Num	Lap Time	Gap
Lap 4		
12	2:01.310	
19	2:01.637	01.014
77	2:01.676	01.943
34	2:01.598	02.565
65	2:01.777	03.475
10	2:01.596	03.989
18	2:01.494	04.798
3	2:02.232	05.698
43	2:02.335	06.292
64	2:02.401	06.704
85	2:02.322	07.703

Num	Lap Time	Gap
30	2:02.692	08.300
25	2:02.571	08.695
4	2:02.726	09.419
47	2:01.895	10.072
7	2:01.955	10.411
26	2:02.209	11.081
15	2:02.161	11.398
27	2:01.857	11.676
88	2:02.765	12.348
8	2:02.309	13.050
9	2:03.324	13.732
21	2:02.670	14.034
5	2:02.905	14.985
73	2:03.812	15.691
33	2:03.342	16.037
99	2:03.454	16.877
29	2:03.567	17.492
13	2:02.996	17.604
68	2:03.881	19.315
Num	Lap Time	Gap
Lap 5		
12	2:01.400	
19	2:01.193	00.807
77	2:01.496	02.039
34	2:01.410	02.575
65	2:01.554	03.629
10	2:01.677	04.266
18	2:01.446	04.844
3	2:01.450	05.748
43	2:01.562	06.454
64	2:01.478	06.782
85	2:01.902	08.205
30	2:02.070	08.970
25	2:01.901	09.196
4	2:01.822	09.841
47	2:01.837	10.509
7	2:01.841	10.852
26	2:01.968	11.649
27	2:01.976	12.252
15	2:02.658	12.656
88	2:02.437	13.385
8	2:01.949	13.599
9	2:02.345	14.677
21	2:02.426	15.060
5	2:02.239	15.824
73	2:02.578	16.869
33	2:02.845	17.482
99	2:03.281	18.758
13	2:02.891	19.095
29	2:03.539	19.631
68	2:04.769	22.684
23	3:24.698	1 Lap
Num	Lap Time	Gap
Lap 6		
12	2:01.111	
19	2:01.358	01.054
77	2:01.160	02.088

Num	Lap Time	Gap
34	2:01.297	02.761
65	2:01.356	03.874
10	2:01.671	04.826
18	2:01.642	05.375
3	2:01.488	06.125
64	2:02.006	07.677
43	2:02.874	08.217
85	2:01.807	08.901
30	2:02.115	09.974
25	2:02.596	10.681
4	2:02.295	11.025
47	2:02.033	11.431
7	2:02.183	11.924
27	2:01.240	12.381
26	2:02.409	12.947
15	2:01.822	13.367
8	2:01.399	13.887
88	2:02.629	14.903
9	2:02.094	15.660
21	2:02.139	16.088
5	2:02.267	16.980
73	2:02.074	17.832
33	2:02.725	19.096
13	2:02.124	20.108
99	2:03.475	21.122
29	2:03.271	21.791
68	2:02.487	24.060
23	2:02.415	1 Lap
Num	Lap Time	Gap
Lap 7		
12	2:00.989	
19	2:01.137	01.202
77	2:01.074	02.173
34	2:01.149	02.921
65	2:01.281	04.166
10	2:01.444	05.281
18	2:01.486	05.872
3	2:01.400	06.536
64	2:01.532	08.220
43	2:02.010	09.238
85	2:02.286	10.198
30	2:01.783	10.768
25	2:01.818	11.510
4	2:01.959	11.995
47	2:02.296	12.738
7	2:01.976	12.911
27	2:01.903	13.295
26	2:01.946	13.904
15	2:01.928	14.306
8	2:01.655	14.553
88	2:01.796	15.710
21	2:02.125	17.224
9	2:03.232	17.903
5	2:02.212	18.203
73	2:01.947	18.790
33	2:02.402	20.509
13	2:02.066	21.185

Num	Lap Time	Gap
99	2:03.274	23.407
29	2:02.702	23.504
68	2:04.709	27.780
23	2:03.072	1 Lap
Num	Lap Time	Gap
Lap 8		
12	2:01.067	
19	2:01.278	01.413
77	2:01.370	02.476
34	2:01.348	03.202
65	2:01.492	04.591
18	2:01.736	06.541
10	2:02.402	06.616
3	2:01.535	07.004
64	2:01.505	08.658
43	2:01.524	09.695
85	2:01.872	11.003
30	2:01.777	11.478
25	2:01.734	12.177
4	2:01.847	12.775
27	2:01.470	13.698
26	2:01.660	14.497
8	2:01.613	15.099
15	2:02.613	15.852
88	2:01.746	16.389
21	2:01.467	17.624
9	2:02.232	19.068
73	2:01.763	19.486
5	2:03.236	20.372
13	2:01.861	21.979
33	2:03.008	22.450
29	2:02.770	25.207
99	2:03.766	26.106
68	2:04.076	30.789
23	2:02.831	1 Lap
Num	Lap Time	Gap
Lap 9		
12	2:01.006	
19	2:01.236	01.643
77	2:01.222	02.692
34	2:01.355	03.551
65	2:01.717	05.302
3	2:01.742	07.740
10	2:04.420	10.030
64	2:02.908	10.560
43	2:02.254	10.943
85	2:02.469	12.466
30	2:02.192	12.664
25	2:02.079	13.250
4	2:02.059	13.828
27	2:01.233	13.925
26	2:01.415	14.906
8	2:01.192	15.285
15	2:01.397	16.243
88	2:01.876	17.259
21	2:01.585	18.203
9	2:02.007	20.069





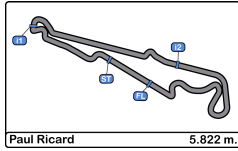
Paul Ricard
Formula Regional Championship by Alpine
Race - 2
Analysis by Lap



Paul Ricard 5.822 km

Num	Lap Time	Gap	Num	Lap Time	Gap	Num	Lap Time	Gap	Num	Lap Time	Gap
73	2:02.077	20.557	88	2:01.571	18.751	15	2:02.489	20.433	8	2:03.080	22.498
5	2:02.053	21.419	21	2:01.558	19.450	4	2:03.238	20.644	30	2:03.040	23.026
13	2:02.196	23.169	73	2:02.327	23.386	26	2:02.464	20.867	15	2:02.509	23.107
33	2:02.958	24.402	5	2:02.395	23.934	88	2:02.407	21.213	25	2:02.611	23.870
29	2:02.678	26.879	13	2:02.008	25.034	21	2:02.000	21.479	4	2:02.685	24.322
99	2:02.687	27.787	33	2:01.992	26.526	5	2:02.546	26.878	26	2:02.660	24.659
68	2:03.263	33.046	29	2:02.628	29.980	73	2:03.698	27.532	21	2:02.723	25.188
23	2:02.605	1 Lap	99	2:03.313	31.752	13	2:02.025	27.647	88	2:03.100	25.679
Num	Lap Time	Gap	68	2:02.420	35.969	33	2:02.087	29.078	5	2:01.653	28.869
Lap 10			9	2:28.715	49.280	29	2:02.357	32.864	13	2:01.743	29.690
12	2:01.051		23	2:02.249	1 Lap	99	2:02.664	35.475	73	2:02.442	31.078
19	2:01.281	01.873	Num	Lap Time	Gap	68	2:02.441	38.548	33	2:02.548	32.349
77	2:01.141	02.782	Lap 12			9	2:02.057	54.616	29	2:01.894	35.691
34	2:01.342	03.842	12	2:00.927		23	2:02.725	1 Lap	99	2:02.773	39.468
65	2:01.792	06.043	19	2:01.178	02.359	Num	Lap Time	Gap	68	2:02.115	41.493
3	2:01.099	07.788	77	2:01.079	03.190	Lap 14			9	2:01.665	56.937
10	2:01.468	10.447	34	2:01.282	04.459	12	2:00.688		23	2:02.503	1 Lap
64	2:01.487	10.996	65	2:01.696	07.554	19	2:01.093	02.958	Num	Lap Time	Gap
43	2:01.895	11.787	3	2:01.231	08.023	77	2:00.924	03.531	Lap 16		
85	2:01.886	13.301	10	2:01.294	11.127	34	2:01.247	05.107	12	2:00.755	
30	2:02.193	13.806	64	2:01.630	12.005	65	2:02.224	10.058	19	2:02.002	04.438
25	2:02.190	14.389	43	2:01.373	12.682	3	2:02.591	10.583	77	2:01.794	04.663
27	2:01.762	14.636	85	2:02.382	15.751	10	2:01.539	12.114	34	2:01.034	05.461
4	2:02.682	15.459	27	2:01.701	16.021	64	2:01.180	12.595	3	2:00.930	11.323
8	2:01.295	15.529	30	2:02.948	16.702	43	2:01.209	13.336	65	2:01.589	12.573
26	2:02.356	16.211	8	2:01.503	16.972	85	2:01.957	19.502	10	2:01.308	13.235
15	2:01.518	16.710	25	2:01.925	17.582	27	2:02.164	20.086	64	2:01.471	13.969
88	2:01.830	18.038	4	2:02.080	18.284	8	2:02.104	20.327	43	2:01.329	14.339
21	2:01.598	18.750	15	2:01.800	18.822	30	2:01.968	20.895	85	2:02.458	23.591
9	2:02.405	21.423	26	2:02.626	19.281	15	2:01.762	21.507	27	2:02.314	23.834
73	2:02.411	21.917	88	2:01.860	19.684	25	2:02.875	22.168	8	2:02.255	23.998
5	2:02.029	22.397	21	2:01.834	20.357	4	2:02.590	22.546	30	2:02.621	24.892
13	2:01.766	23.884	73	2:02.253	24.712	26	2:02.729	22.908	15	2:02.839	25.191
33	2:02.041	25.392	5	2:02.203	25.210	21	2:02.583	23.374	25	2:02.647	25.762
29	2:02.382	28.210	13	2:02.393	26.500	88	2:02.963	23.488	4	2:02.872	26.439
99	2:02.561	29.297	33	2:02.270	27.869	5	2:01.935	28.125	26	2:02.924	26.828
68	2:02.412	34.407	29	2:02.332	31.385	13	2:01.897	28.856	21	2:02.490	26.923
23	2:02.418	1 Lap	99	2:02.864	33.689	73	2:02.701	29.545	88	2:02.470	27.394
Num	Lap Time	Gap	68	2:01.943	36.985	33	2:02.320	30.710	5	2:01.757	29.871
Lap 11			9	2:05.084	53.437	29	2:02.530	34.706	13	2:02.000	30.935
12	2:00.858		23	2:03.259	1 Lap	99	2:02.817	37.604	73	2:02.792	33.115
19	2:01.093	02.108	Num	Lap Time	Gap	68	2:02.427	40.287	33	2:02.511	34.105
77	2:01.114	03.038	Lap 13			9	2:02.253	56.181	29	2:02.002	36.938
34	2:01.120	04.104	12	2:00.878		23	2:02.520	1 Lap	99	2:02.587	41.300
65	2:01.600	06.785	19	2:01.072	02.553	Num	Lap Time	Gap	68	2:01.879	42.617
3	2:00.789	07.719	77	2:00.983	03.295	Lap 15			9	2:01.948	58.130
10	2:01.171	10.760	34	2:00.967	04.548	12	2:00.909		23	2:02.456	1 Lap
64	2:01.164	11.302	65	2:01.846	08.522	19	2:01.142	03.191			
43	2:01.307	12.236	3	2:01.535	08.680	77	2:01.002	03.624			
85	2:01.853	14.296	10	2:01.014	11.263	34	2:00.984	05.182			
30	2:01.733	14.681	64	2:00.976	12.103	3	2:01.474	11.148			
27	2:01.469	15.247	43	2:01.011	12.815	65	2:02.590	11.739			
8	2:01.725	16.396	85	2:03.360	18.233	10	2:01.477	12.682			
25	2:03.053	16.584	27	2:03.467	18.610	64	2:01.567	13.253			
4	2:02.530	17.131	8	2:02.817	18.911	43	2:01.338	13.765			
26	2:02.229	17.582	30	2:03.791	19.615	85	2:03.295	21.888			
15	2:02.097	17.949	25	2:03.277	19.981	27	2:03.098	22.275			





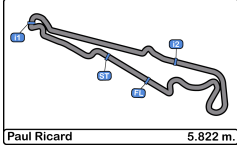
Paul Ricard

Formula Regional Championship by Alpine

Race - 2

Best Sectors Results

Sector - 1			Sector - 2			Sector - 3			Ideal Lap vs Best Lap						
Clas	Nº	Driver	Time	Nº	Driver	Time	Nº	Driver	Time	Clas	Nº	Driver	Ideal Lap	Best Lap	Clas
1	12	Andrea Kimi ANTONELLI	33.096	15	Sami MEGUETOUNIF	35.835	12	Andrea Kimi ANTONELLI	50.460	1	15	Sami MEGUETOUNIF	1:59.925	2:01.397	12
2	3	Alessandro GIUSTI	33.114	8	Rafael CAMARA	36.884	8	Rafael CAMARA	50.508	2	12	Andrea Kimi ANTONELLI	2:00.571	2:00.688	1
3	19	Esteban MASSON	33.146	5	Tom LEBBON	36.901	64	Maya WEUG	50.559	3	19	Esteban MASSON	2:00.739	2:01.072	8
4	77	Tim TRAMNITZ	33.173	27	Kas HAVERKORT	36.924	77	Tim TRAMNITZ	50.579	4	8	Rafael CAMARA	2:00.740	2:01.192	9
5	43	Owen	33.175	3	Alessandro GIUSTI	36.936	27	Kas HAVERKORT	50.601	5	3	Alessandro GIUSTI	2:00.747	2:00.789	2
6	34	Martinius STENSHORNE	33.207	34	Martinius STENSHORNE	36.943	34	Martinius STENSHORNE	50.624	6	34	Martinius STENSHORNE	2:00.774	2:00.967	4
7	99	Giovanni MASCHIO	33.207	19	Esteban MASSON	36.960	25	Marcus AMAND	50.624	7	77	Tim TRAMNITZ	2:00.797	2:00.924	3
8	10	Joshua DURKSEN	33.214	10	Joshua DURKSEN	36.967	18	Laurens VAN HOEPEN	50.632	8	10	Joshua DURKSEN	2:00.859	2:01.014	7
9	65	Santiago RAMOS	33.241	26	Victor BERNIER	36.983	19	Esteban MASSON	50.633	9	27	Kas HAVERKORT	2:00.868	2:01.233	10
10	9	Charlie WURZ	33.250	4	Roman BILINSKI	37.009	65	Santiago RAMOS	50.668	10	43	Owen	2:00.888	2:01.011	6
11	33	Lucas MEDINA	33.250	12	Andrea Kimi ANTONELLI	37.015	10	Joshua DURKSEN	50.678	11	64	Maya WEUG	2:00.893	2:00.976	5
12	64	Maya WEUG	33.277	43	Owen	37.034	43	Owen	50.679	12	65	Santiago RAMOS	2:00.974	2:01.281	11
13	85	Macéo CAPIETTO	33.291	73	Emerson FITTIPALDI Jr.	37.035	85	Macéo CAPIETTO	50.694	13	26	Victor BERNIER	2:01.010	2:01.415	13
14	26	Victor BERNIER	33.308	77	Tim TRAMNITZ	37.045	3	Alessandro GIUSTI	50.697	14	18	Laurens VAN HOEPEN	2:01.072	2:01.446	14
15	29	Enzo SCIONTI	33.333	64	Maya WEUG	37.057	21	Kirill SMAL	50.717	15	5	Tom LEBBON	2:01.178	2:01.653	17
16	15	Sami MEGUETOUNIF	33.334	88	Matias ZAGAZETA	37.063	26	Victor BERNIER	50.719	16	25	Marcus AMAND	2:01.192	2:01.734	20
17	21	Kirill SMAL	33.334	65	Santiago RAMOS	37.065	15	Sami MEGUETOUNIF	50.756	17	21	Kirill SMAL	2:01.305	2:01.467	15
18	18	Laurens VAN HOEPEN	33.339	18	Laurens VAN HOEPEN	37.101	9	Charlie WURZ	50.772	18	85	Macéo CAPIETTO	2:01.305	2:01.807	23
19	27	Kas HAVERKORT	33.343	30	Michael BELOV	37.139	68	Niels KOOLEN	50.789	19	88	Matias ZAGAZETA	2:01.327	2:01.571	16
20	8	Rafael CAMARA	33.348	25	Marcus AMAND	37.176	7	Lorenzo FLUXA	50.802	20	13	Joshua DUFEK	2:01.426	2:01.743	21
21	5	Tom LEBBON	33.385	13	Joshua DUFEK	37.185	30	Michael BELOV	50.825	21	73	Emerson FITTIPALDI Jr.	2:01.430	2:01.763	22
22	25	Marcus AMAND	33.392	7	Lorenzo FLUXA	37.197	88	Matias ZAGAZETA	50.828	22	9	Charlie WURZ	2:01.431	2:01.665	18
23	73	Emerson FITTIPALDI Jr.	33.403	21	Kirill SMAL	37.254	13	Joshua DUFEK	50.835	23	30	Michael BELOV	2:01.432	2:01.733	19
24	13	Joshua DUFEK	33.406	68	Niels KOOLEN	37.254	5	Tom LEBBON	50.892	24	4	Roman BILINSKI	2:01.480	2:01.822	24
25	4	Roman BILINSKI	33.411	33	Lucas MEDINA	37.286	23	Ivan KLYMENKO	50.938	25	68	Niels KOOLEN	2:01.493	2:01.879	27
26	23	Ivan KLYMENKO	33.425	85	Macéo CAPIETTO	37.320	47	Nikhil BOHRA	50.939	26	7	Lorenzo FLUXA	2:01.546	2:01.841	26
27	88	Matias ZAGAZETA	33.436	29	Enzo SCIONTI	37.338	29	Enzo SCIONTI	50.971	27	33	Lucas MEDINA	2:01.593	2:01.992	29
28	68	Niels KOOLEN	33.450	47	Nikhil BOHRA	37.340	73	Emerson FITTIPALDI Jr.	50.992	28	29	Enzo SCIONTI	2:01.642	2:01.894	28
29	47	Nikhil BOHRA	33.456	9	Charlie WURZ	37.409	33	Lucas MEDINA	51.057	29	47	Nikhil BOHRA	2:01.735	2:01.837	25
30	30	Michael BELOV	33.468	99	Giovanni MASCHIO	37.522	4	Roman BILINSKI	51.060	30	99	Giovanni MASCHIO	2:01.870	2:02.561	31
31	7	Lorenzo FLUXA	33.547	23	Ivan KLYMENKO	37.701	99	Giovanni MASCHIO	51.141	31	23	Ivan KLYMENKO	2:02.064	2:02.249	30
32	28	Pierre - Alexandre PROVOST	34.572	11	Levente REVESZ	38.904	28	Pierre - Alexandre PROVOST	52.118	32	28	Pierre - Alexandre PROVOST	2:05.608	2:05.757	32
33	11	Levente REVESZ	43.485	28	Pierre - Alexandre PROVOST	38.918	11	Levente REVESZ	4:24.649	33	11	Levente REVESZ	5:47.038	6:44.977	33





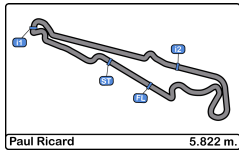
Paul Ricard

Formula Regional Championship by Alpine

Race - 2

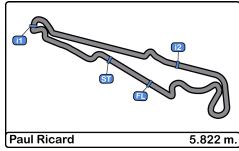
Leader Sequence

N°	Driver	Nat	Cat	Clas	Team	Nat	Vehicle	Start Lap	End Lap	Laps	Total Laps
12	Andrea Kimi ANTONELLI		ℙ		PREMA RACING		Formula Alpine	1	16	16	16



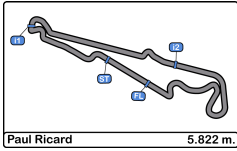
Paul Ricard
Formula Regional Championship by Alpine
Race - 2
Best 5 Lap Times

Cls	N°	Driver	Nat	Cat	Cls	Team	Nat	Vehicle	Best 1		Best 2		Best 3		Best 4		Best 5	
									Time	Lap	Time	Lap	Time	Lap	Time	Lap	Time	Lap
1	12	Andrea Kimi	ITA			PREMA RACING	ITA	Formula Alpine	2:00.688	14	2:00.755	16	2:00.858	11	2:00.878	13	2:00.909	15
2	3	Alessandro GIUSTI	FRA	R	1	G4 RACING	CHE	Formula Alpine	2:00.789	11	2:00.930	16	2:01.099	10	2:01.231	12	2:01.400	7
3	77	Tim TRAMNITZ	DEU			R-ACE GP	FRA	Formula Alpine	2:00.924	14	2:00.983	13	2:01.002	15	2:01.074	7	2:01.079	12
4	34	Martinius	NOR	R	2	R-ACE GP	FRA	Formula Alpine	2:00.967	13	2:00.984	15	2:01.034	16	2:01.120	11	2:01.149	7
5	64	Maya WEUG	ESP	R	3	KIC MOTORSPORT	FIN	Formula Alpine	2:00.976	13	2:01.164	11	2:01.180	14	2:01.471	16	2:01.478	5
6	43	Owen	FRA			TRIDENT	ITA	Formula Alpine	2:01.011	13	2:01.209	14	2:01.307	11	2:01.329	16	2:01.338	15
7	10	Joshua DURKSEN	PRT			ARDEN	GBR	Formula Alpine	2:01.014	13	2:01.171	11	2:01.294	12	2:01.308	16	2:01.444	7
8	19	Esteban MASSON	FRA			SAINTELOC RACING	FRA	Formula Alpine	2:01.072	13	2:01.093	11	2:01.093	14	2:01.137	7	2:01.142	15
9	8	Rafael CAMARA	BRA			PREMA RACING	ITA	Formula Alpine	2:01.192	9	2:01.295	10	2:01.399	6	2:01.503	12	2:01.613	8
10	27	Kas HAVERKORT	NLD			VAN AMERSFOORT	NLD	Formula Alpine	2:01.233	9	2:01.240	6	2:01.469	11	2:01.470	8	2:01.701	12
11	65	Santiago RAMOS	MEX			RPM	ITA	Formula Alpine	2:01.281	7	2:01.356	6	2:01.492	8	2:01.554	5	2:01.589	16
12	15	Sami	FRA			MP MOTORSPORT	NLD	Formula Alpine	2:01.397	9	2:01.518	10	2:01.762	14	2:01.800	12	2:01.822	6
13	26	Victor BERNIER	FRA			MP MOTORSPORT	NLD	Formula Alpine	2:01.415	9	2:01.660	8	2:01.946	7	2:01.968	5	2:02.209	4
14	18	Laurens VAN	NLD			ART GRAND PRIX	FRA	Formula Alpine	2:01.446	5	2:01.486	7	2:01.494	4	2:01.642	6	2:01.736	8
15	21	Kirill SMAL	RUZ	R	4	MONOLITE RACING	ITA	Formula Alpine	2:01.467	8	2:01.558	11	2:01.585	9	2:01.598	10	2:01.834	12
16	88	Matias ZAGAZETA	PER			R-ACE GP	FRA	Formula Alpine	2:01.571	11	2:01.746	8	2:01.796	7	2:01.830	10	2:01.860	12
17	5	Tom LEBBON	GBR	R	5	ARDEN	GBR	Formula Alpine	2:01.653	15	2:01.757	16	2:01.935	14	2:02.029	10	2:02.053	9
18	9	Charlie WURZ	AUT			ART GRAND PRIX	FRA	Formula Alpine	2:01.665	15	2:01.948	16	2:02.007	9	2:02.057	13	2:02.094	6
19	30	Michael BELOV	RUZ			G4 RACING	CHE	Formula Alpine	2:01.733	11	2:01.777	8	2:01.783	7	2:01.968	14	2:02.070	5
20	25	Marcus AMAND	FRA	R	6	ART GRAND PRIX	FRA	Formula Alpine	2:01.734	8	2:01.818	7	2:01.901	5	2:01.925	12	2:02.079	9
21	13	Joshua DUFEK	CHE			VAN AMERSFOORT	NLD	Formula Alpine	2:01.743	15	2:01.766	10	2:01.861	8	2:01.897	14	2:02.000	16
22	73	Emerson	BRA	R	7	SAINTELOC RACING	FRA	Formula Alpine	2:01.763	8	2:01.947	7	2:02.074	6	2:02.077	9	2:02.253	12
23	85	Macéo CAPIETTO	FRA			RPM	ITA	Formula Alpine	2:01.807	6	2:01.853	11	2:01.872	8	2:01.886	10	2:01.902	5
24	4	Roman BILINSKI	POL			TRIDENT	ITA	Formula Alpine	2:01.822	5	2:01.847	8	2:01.959	7	2:02.059	9	2:02.067	3
25	47	Nikhil BOHRA	IND			TRIDENT	ITA	Formula Alpine	2:01.837	5	2:01.895	4	2:02.033	6	2:02.296	7	2:02.487	3
26	7	Lorenzo FLUXA	ESP			PREMA RACING	ITA	Formula Alpine	2:01.841	5	2:01.955	4	2:01.976	7	2:02.183	6	2:02.850	2
27	68	Niels KOOLEN	NLD			VAN AMERSFOORT	NLD	Formula Alpine	2:01.879	16	2:01.943	12	2:02.115	15	2:02.412	10	2:02.420	11
28	29	Enzo SCIONTI	USA			MONOLITE RACING	ITA	Formula Alpine	2:01.894	15	2:02.002	16	2:02.332	12	2:02.357	13	2:02.382	10
29	33	Lucas MEDINA	COL	R	8	SAINTELOC RACING	FRA	Formula Alpine	2:01.992	11	2:02.041	10	2:02.087	13	2:02.270	12	2:02.320	14
30	23	Ivan KLYMENKO	UKR	R	9	KIC MOTORSPORT	FIN	Formula Alpine	2:02.249	10	2:02.415	5	2:02.418	9	2:02.456	15	2:02.503	14
31	99	Giovanni MASCHIO	ITA			MONOLITE RACING	ITA	Formula Alpine	2:02.561	10	2:02.587	16	2:02.664	13	2:02.687	9	2:02.773	15
32	28	Pierre - Alexandre	FRA	R	10	G4 RACING	CHE	Formula Alpine	2:05.757	2	2:16.984	1						
33	11	Levente REVESZ	HUN			ARDEN	GBR	Formula Alpine	6:44.977	1								



Paul Ricard
Formula Regional Championship by Alpine
Race - 2
Best 5 Top Speeds

Clas	Nº	Driver	Nat	Cat	Cls	Team	Nat	Vehicle	Top 1		Top 2		Top 3		Top 4		Top 5		Avg
									Km/h	Lap	Km/h	Lap	Km/h	Lap	Km/h	Lap	Km/h	Lap	
1	27	Kas HAVERKORT				VAN AMERSFOORT		Formula Alpine	240.5	2	239.4	3	239.4	4	238.4	5	238.4	11	239.2
2	21	Kirill SMAL		R	1	MONOLITE RACING		Formula Alpine	240.0	14	239.4	2	238.4	3	238.4	5	237.3	6	238.7
3	65	Santiago RAMOS				RPM		Formula Alpine	240.0	5	236.3	2	236.3	3	235.8	4	235.8	16	236.8
4	7	Lorenzo FLUXA				PREMA RACING		Formula Alpine	239.4	3	237.8	2	237.8	4	237.8	5	237.8	8	238.2
5	8	Rafael CAMARA				PREMA RACING		Formula Alpine	239.4	4	238.4	2	238.4	10	238.4	13	237.8	3	238.5
6	4	Roman BILINSKI				TRIDENT		Formula Alpine	238.9	14	237.8	2	237.3	7	237.3	15	236.8	4	237.6
7	10	Joshua DURKSEN				ARDEN		Formula Alpine	238.9	2	236.3	3	235.2	4	235.2	5	235.2	14	236.2
8	3	Alessandro GIUSTI		R	2	G4 RACING		Formula Alpine	238.4	13	237.8	4	237.3	12	236.3	15	235.8	3	237.1
9	13	Joshua DUFEK				VAN AMERSFOORT		Formula Alpine	238.4	14	235.2	4	235.2	12	234.7	6	234.2	16	235.6
10	15	Sami				MP MOTORSPORT		Formula Alpine	238.4	12	237.8	3	237.3	8	237.3	16	236.8	11	237.5
11	25	Marcus AMAND		R	3	ART GRAND PRIX		Formula Alpine	238.4	6	238.4	12	236.8	14	236.3	5	235.8	16	237.1
12	26	Victor BERNIER				MP MOTORSPORT		Formula Alpine	237.8	14	237.3	11	236.8	2	236.3	10	236.3	16	236.9
13	28	Pierre - Alexandre		R	4	G4 RACING		Formula Alpine	237.8	2	236.8	3	219.5	1					231.4
14	33	Lucas MEDINA		R	5	SAINTELOC RACING		Formula Alpine	237.8	2	235.2	5	234.7	4	233.7	9	233.2	14	234.9
15	88	Matias ZAGAZETA				R-ACE GP		Formula Alpine	237.8	13	237.8	14	236.3	3	236.3	4	235.8	15	236.8
16	5	Tom LEBBON		R	6	ARDEN		Formula Alpine	237.3	11	236.8	4	236.8	8	236.3	3	235.8	13	236.6
17	43	Owen				TRIDENT		Formula Alpine	237.3	10	237.3	14	236.8	4	236.8	13	236.3	11	236.9
18	85	Macéo CAPIETTO				RPM		Formula Alpine	237.3	2	236.8	10	235.2	3	235.2	7	234.2	4	235.8
19	30	Michael BELOV				G4 RACING		Formula Alpine	236.8	4	236.3	10	234.7	3	234.7	12	234.2	2	235.4
20	23	Ivan KLYMENKO		R	7	KIC MOTORSPORT		Formula Alpine	236.3	2	233.2	3	229.2	9	228.8	11	228.8	12	231.3
21	47	Nikhil BOHRA				TRIDENT		Formula Alpine	236.3	3	236.3	5	236.3	7	235.8	6	235.2	4	236.0
22	68	Niels KOOLEN				VAN AMERSFOORT		Formula Alpine	236.3	2	235.2	4	234.2	5	233.7	14	233.2	12	234.5
23	73	Emerson FITTIPALDI		R	8	SAINTELOC RACING		Formula Alpine	236.3	11	235.8	3	235.8	8	235.8	9	235.2	7	235.8
24	99	Giovanni MASCHIO				MONOLITE RACING		Formula Alpine	236.3	2	235.2	4	233.7	3	233.2	10	233.2	11	234.3
25	29	Enzo SCIONTI				MONOLITE RACING		Formula Alpine	235.8	2	234.7	4	234.2	3	232.2	6	231.2	7	233.6
26	9	Charlie WURZ				ART GRAND PRIX		Formula Alpine	234.7	3	234.7	4	233.7	5	233.2	7	232.7	6	233.8
27	34	Martinius		R	9	R-ACE GP		Formula Alpine	234.7	4	234.7	5	234.7	12	234.2	3	233.7	2	234.4
28	64	Maya WEUG		R	10	KIC MOTORSPORT		Formula Alpine	234.7	4	234.7	14	234.7	15	234.2	3	233.7	2	234.4
29	18	Laurens VAN				ART GRAND PRIX		Formula Alpine	234.2	3	233.7	6	233.2	2	233.2	5	232.7	7	233.4
30	77	Tim TRAMNITZ				R-ACE GP		Formula Alpine	234.2	16	233.7	4	233.7	13	233.7	14	233.7	15	233.8
31	19	Esteban MASSON				SAINTELOC RACING		Formula Alpine	233.7	12	233.2	14	232.7	4	232.7	13	232.2	2	232.9
32	12	Andrea Kimi				PREMA RACING		Formula Alpine	232.2	10	232.2	14	231.7	5	231.7	13	231.7	15	231.9
33	11	Levente REVESZ				ARDEN		Formula Alpine	219.9	1	145.5	2							182.7















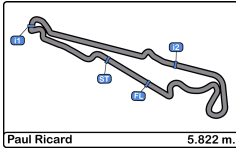
Paul Ricard

Formula Regional Championship by Alpine

Race - 2

Fastest Laps Sequence

Lap	Time of Day	Session Time	N° Driver	Nat	Cat	Team	Nat	Vehicle	Time	Km/h
2	16:45:23.786	4:06.786	12 Andrea Kimi		ITA	PREMA RACING		Formula Alpine	2:01.617	172.3
4	16:49:26.799	8:09.799	12 Andrea Kimi		ITA	PREMA RACING		Formula Alpine	2:01.310	172.7
5	16:51:29.006	10:12.006	19 Esteban MASSON		FRA	SAINTELOC RACING		Formula Alpine	2:01.193	172.9
6	16:53:29.310	12:12.310	12 Andrea Kimi		ITA	PREMA RACING		Formula Alpine	2:01.111	173.0
7	16:55:30.298	14:13.298	12 Andrea Kimi		ITA	PREMA RACING		Formula Alpine	2:00.989	173.2
11	17:03:34.281	22:17.281	12 Andrea Kimi		ITA	PREMA RACING		Formula Alpine	2:00.858	173.4
11	17:03:42.000	22:25.000	3 Alessandro GIUSTI		FRA	R G4 RACING		Formula Alpine	2:00.789	173.5
14	17:09:36.774	28:19.774	12 Andrea Kimi		ITA	PREMA RACING		Formula Alpine	2:00.688	173.6



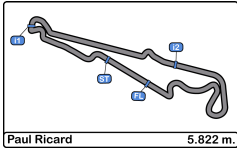
Paul Ricard

Formula Regional Championship by Alpine

Race - 2

Event Best Maximum Speed

N°	Driver	Nat	Cat	Clas	Team	Nat	Vehicle	Km/h	Session
27	Kas HAVERKORT				VAN AMERSFOORT		Formula Alpine	240.5	Race - 2
65	Santiago RAMOS				RPM		Formula Alpine	240.0	Race - 2
21	Kirill SMAL		R	1	MONOLITE RACING		Formula Alpine	240.0	Race - 2
28	Pierre - Alexandre		R	2	G4 RACING		Formula Alpine	239.4	Race - 1
7	Lorenzo FLUXA				PREMA RACING		Formula Alpine	239.4	Race - 2
8	Rafael CAMARA				PREMA RACING		Formula Alpine	239.4	Race - 2
85	Macéo CAPIETTO				RPM		Formula Alpine	238.9	Race - 1
10	Joshua DURKSEN				ARDEN		Formula Alpine	238.9	Race - 2
4	Roman BILINSKI				TRIDENT		Formula Alpine	238.9	Race - 2
25	Marcus AMAND		R	3	ART GRAND PRIX		Formula Alpine	238.4	Race - 2
15	Sami				MP MOTORSPORT		Formula Alpine	238.4	Race - 2
3	Alessandro GIUSTI		R	4	G4 RACING		Formula Alpine	238.4	Race - 2
13	Joshua DUFEK				VAN AMERSFOORT		Formula Alpine	238.4	Race - 2
64	Maya WEUG		R	5	KIC MOTORSPORT		Formula Alpine	237.8	Race - 1
33	Lucas MEDINA		R	6	SAINTELOC RACING		Formula Alpine	237.8	Race - 2
26	Victor BERNIER				MP MOTORSPORT		Formula Alpine	237.8	Race - 2
88	Matias ZAGAZETA				R-ACE GP		Formula Alpine	237.8	Race - 2
99	Giovanni MASCHIO				MONOLITE RACING		Formula Alpine	237.3	Race - 1
5	Tom LEBBON		R	7	ARDEN		Formula Alpine	237.3	Race - 2
43	Owen				TRIDENT		Formula Alpine	237.3	Race - 2
9	Charlie WURZ				ART GRAND PRIX		Formula Alpine	236.8	Race - 1
30	Michael BELOV				G4 RACING		Formula Alpine	236.8	Race - 2
68	Niels KOOLEN				VAN AMERSFOORT		Formula Alpine	236.3	Race - 2
23	Ivan KLYMENKO		R	8	KIC MOTORSPORT		Formula Alpine	236.3	Race - 2
47	Nikhil BOHRA				TRIDENT		Formula Alpine	236.3	Race - 2
73	Emerson FITTIPALDI		R	9	SAINTELOC RACING		Formula Alpine	236.3	Race - 2
29	Enzo SCIONTI				MONOLITE RACING		Formula Alpine	235.8	Race - 2
77	Tim TRAMNITZ				R-ACE GP		Formula Alpine	235.2	Race - 1
18	Laurens VAN				ART GRAND PRIX		Formula Alpine	235.2	Qualifying 2 - Group B
19	Esteban MASSON				SAINTELOC RACING		Formula Alpine	234.7	Race - 1
11	Levente REVESZ				ARDEN		Formula Alpine	234.7	Race - 1
34	Martinius		R	10	R-ACE GP		Formula Alpine	234.7	Race - 2
12	Andrea Kimi				PREMA RACING		Formula Alpine	234.2	Qualifying 2 - Group B

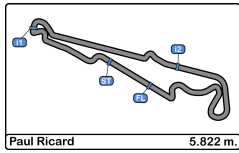


Paul Ricard
Formula Regional Championship by Alpine
Race - 2
Lap Chart

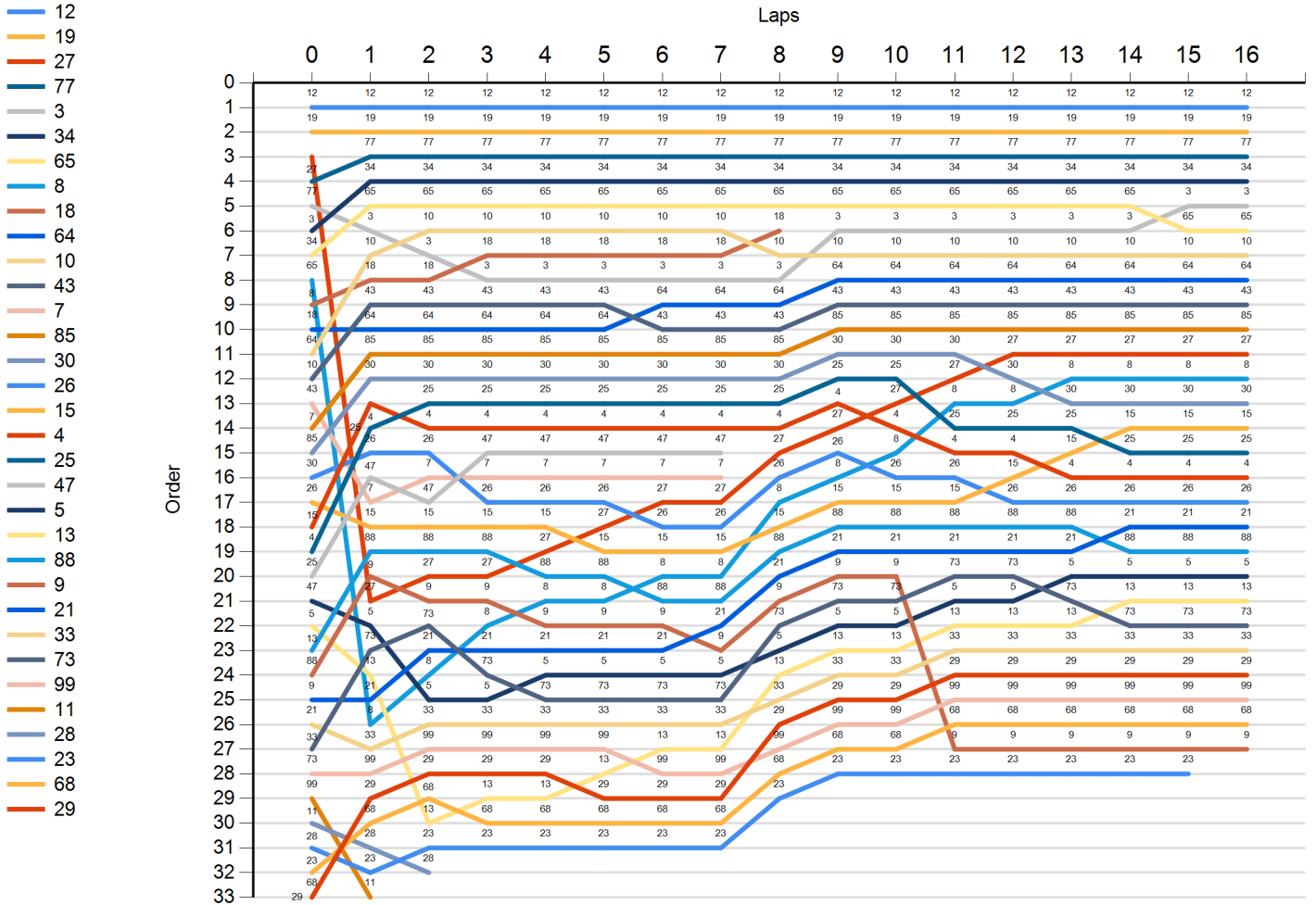
Paul Ricard 5.822 m.

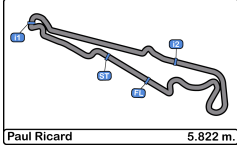
LAP

Nr	Pos	Grid	1	2	3	4	5	6	7	8	9	10	11	12	13	14	15	16
12	1	12	12	12	12	12	12	12	12	12	12	12	12	12	12	12	12	12
19	2	19	19	19	19	19	19	19	19	19	19	19	19	19	19	19	19	19
27	3	27	77	77	77	77	77	77	77	77	77	77	77	77	77	77	77	77
77	4	77	34	34	34	34	34	34	34	34	34	34	34	34	34	34	34	34
3	5	3	65	65	65	65	65	65	65	65	65	65	65	65	65	65	3	3
34	6	34	3	10	10	10	10	10	10	18	3	3	3	3	3	3	65	65
65	7	65	10	3	18	18	18	18	18	10	10	10	10	10	10	10	10	10
8	8	8	18	18	3	3	3	3	3	64	64	64	64	64	64	64	64	64
18	9	18	43	43	43	43	43	64	64	43	43	43	43	43	43	43	43	43
64	10	64	64	64	64	64	43	43	43	85	85	85	85	85	85	85	85	85
10	11	10	85	85	85	85	85	85	85	30	30	30	27	27	27	27	27	27
43	12	43	30	30	30	30	30	30	30	25	25	27	30	8	8	8	8	8
7	13	7	4	25	25	25	25	25	25	4	27	8	8	30	30	30	30	30
85	14	85	25	4	4	4	4	4	4	27	4	25	25	25	15	15	15	15
30	15	30	26	26	47	47	47	47	47	27	26	8	4	4	15	25	25	25
26	16	26	47	7	7	7	7	7	7	26	8	26	26	15	4	4	4	4
15	17	15	7	47	26	26	26	27	27	8	15	15	15	26	26	26	26	26
4	18	4	15	15	15	15	27	26	26	15	88	88	88	88	88	21	21	21
25	19	25	88	88	88	27	15	15	15	88	21	21	21	21	21	88	88	88
47	20	47	9	27	27	88	88	8	8	21	9	9	73	73	5	5	5	5
5	21	5	27	9	9	8	8	88	88	9	73	73	5	5	73	13	13	13
13	22	13	5	73	8	9	9	9	21	73	5	5	13	13	13	73	73	73
88	23	88	73	21	21	21	21	21	9	5	13	13	33	33	33	33	33	33
9	24	9	13	8	73	5	5	5	5	13	33	33	29	29	29	29	29	29
21	25	21	21	5	5	73	73	73	73	33	29	29	99	99	99	99	99	99
33	26	33	8	33	33	33	33	33	33	29	99	99	68	68	68	68	68	68
73	27	73	33	99	99	99	99	13	13	99	68	68	9	9	9	9	9	9
99	28	99	99	29	29	29	13	99	99	68	23	23	23	23	23	23	23	23
11	29	11	29	68	13	13	29	29	29	23								
28	30	28	68	13	68	68	68	68	68									
23	31	23	28	23	23	23	23	23										
68	32	68	23	28														
29	33	29	11															



Paul Ricard
Formula Regional Championship by Alpine
Race - 2
Graphic Lap Chart









Paul Ricard

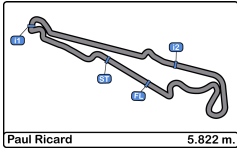
Formula Regional Championship by Alpine

Race - 2

Pit Stop Analysis

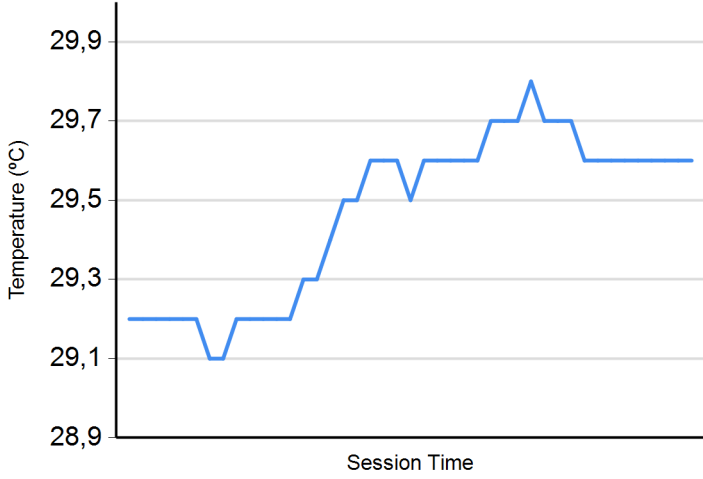
Paul Ricard 5.822 m.

Or d.	Nr.	In Day Time	Driver	Nat	Cat	Team	Nat	Vehicle	In Time	Stop N°	Pit Time	Handicap	Dif.
1	11	16:44:30.132	Levente REVESZ		TKM	ARDEN		Formula Alpine	3:12.983	1	3:49.498		
2	23	16:48:56.295	Ivan KLYMENKO		R	KIC MOTORSPORT		Formula Alpine	7:39.146	1	1:30.288		

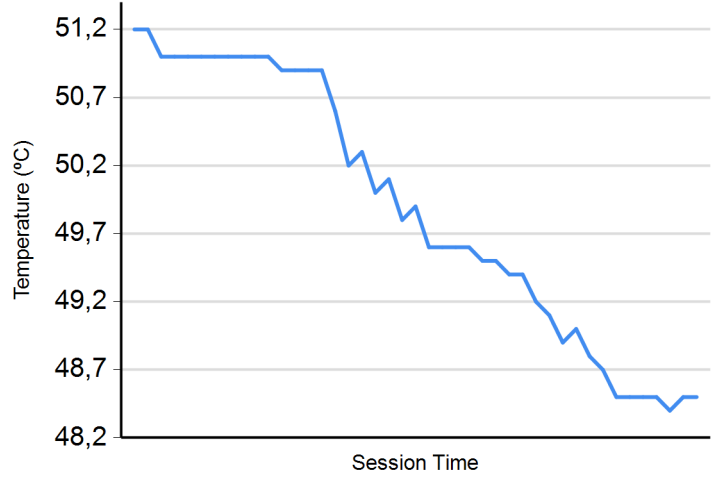


Paul Ricard
Formula Regional Championship by Alpine
Race - 2
Weather Report

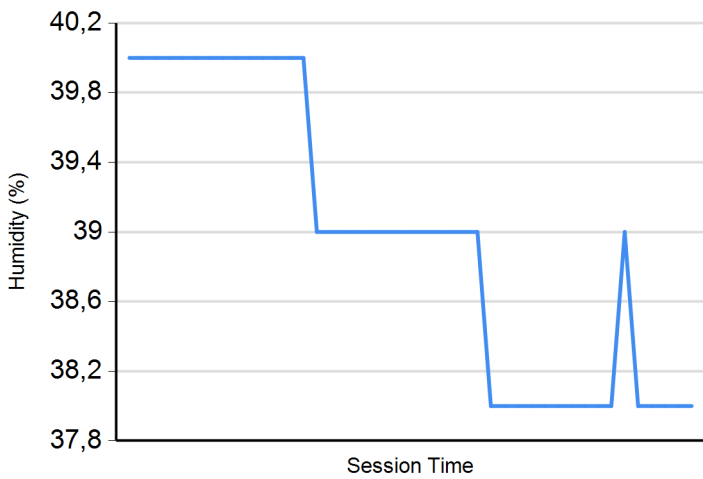
Air Temperature



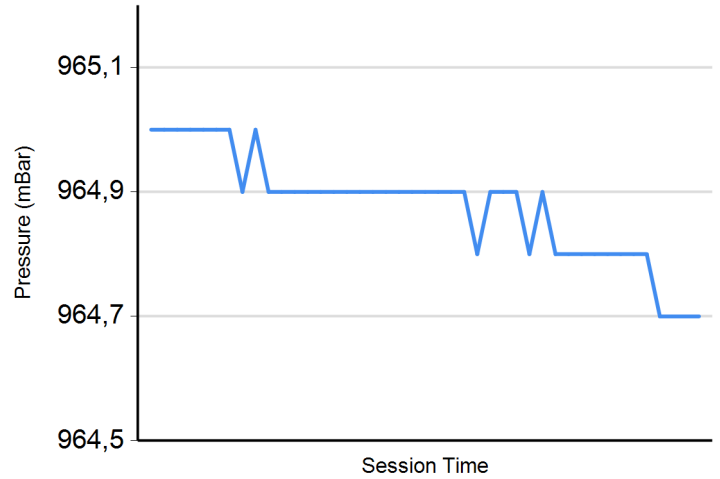
Track Temperature



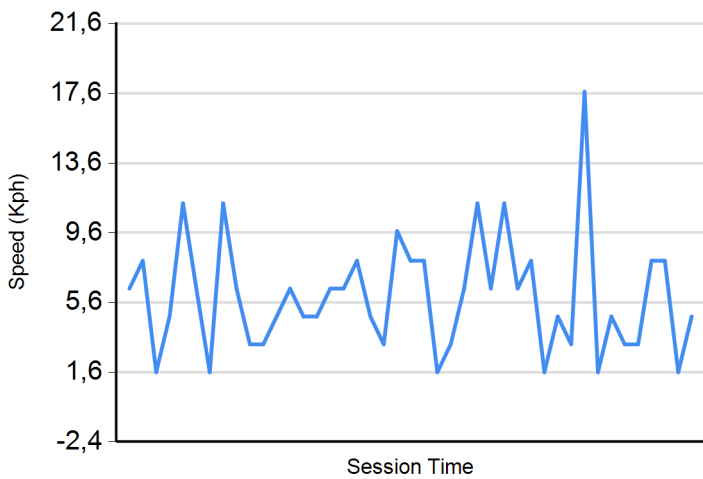
Humidity



Pressure



Wind Speed



Wind direction

North = 0°/360° Est = 90° South = 180° West = 270°

